

中華民國  
內政統計月報

MONTHLY BULLETIN OF INTERIOR STATISTICS  
REPUBLIC OF CHINA

中華民國一一一年十月  
OCTOBER 2022

內政部  
一一一年十二月編印

MINISTRY OF THE INTERIOR, REPUBLIC OF CHINA

編輯說明

- 一、本月報之編印目的在提供本部主要業務之一般概況資料，以供釐訂政策及實施考核之參據，並提供本部網站 <https://www.moi.gov.tw/stat/> 查詢。
- 二、本月報所載資料部分數字間有修正者，凡與前期數字不同者，以本期數字為準。
- 三、本月報所用符號如下：
  - ：無數字或數值無統計                      ⊕：修正數
  - ...：數字尚未發布                              0：數字不及半單位
  - ：數值無意義

Explanatory Notes

1. The main purpose of compiling this Monthly Bulletin is to show the results of general administrative work of Ministry of the Interior.  
It is intended to provide data for decision-making and evaluation.
2. In case the figures given in this issue don't agree with the corresponding figures in the previous issue because of revising, take the numerals of this issue as the basis.
3. The following symbols are used for tables:
  - : zero or not available                      ⊕: revised figure
  - ... : not yet published                              0 : less than half an unit
  - : meaningless

# 目次

|                          | *頁次* |                             | *頁次* |
|--------------------------|------|-----------------------------|------|
| 編輯說明                     | 1    | 表36. 警察機關處理違反社會秩序維護法案件      | 152  |
| 目次                       | 2    | 表37. 警察機關處理集會遊行發生數          | 154  |
| 提要分析                     | 7    | 表38. 警察機關處理經濟案件             | 156  |
| 一、地方行政區劃                 | 8    | <b>五、移民</b>                 |      |
| 二、人口概況                   | 9    | 表39. 實際入國(境)人數—按性別、年齡及身分分   | 160  |
| 三、合作事業及人民團體              | 10   | 表40. 實際入國(境)人數—按入國(境)地點分    | 162  |
| 四、土地建物登記                 | 11   | 表41. 實際出國(境)人數—按性別、年齡及身分分   | 164  |
| 五、治安維護                   | 12   | 表42. 實際出國(境)人數—按出國(境)地點分    | 166  |
| 六、移民                     | 13   | 表43. 外僑居留人數及查處違法外來人口        | 168  |
| 七、消防與緊急救護                | 14   | 表44. 外來人口居留人數               | 170  |
| 八、營建管理                   | 15   | 表45. 外來人口停留人數               | 172  |
| <b>統計表</b>               | 17   | 表46. 外來人口逾期居留人數             | 174  |
| 表1. 內政統計指標               | 18   | 表47. 外來人口逾期停留人數             | 176  |
| <b>一、戶政</b>              |      | 表48. 小三通統計                  | 178  |
| 表2. 村里鄰戶數暨現住人口—按月別分      | 24   | 表49. 大陸地區配偶申請來臺團聚通過訪查及面(訪)談 | 180  |
| 表3. 村里鄰戶數暨現住人口—按區域別分     | 26   | 表50. 新住民發展基金核定補助            | 182  |
| 表4. 現住人口動態登記—按月別分        | 28   | 表51. 移民輔導成果                 | 186  |
| 表5. 現住人口動態登記—按區域別分       | 32   | <b>六、消防</b>                 |      |
| 表6. 現住人口動態登記年累計—按區域別分    | 36   | 表52. 消防安全設備查察處理             | 190  |
| 表7. 結婚及離婚登記—按國籍及月別分      | 40   | 表53. 火災次數—按起火處所分            | 192  |
| 表8. 結婚及離婚登記年累計—按國籍及區域別分  | 44   | 表54. 火災次數—按起火原因分            | 194  |
| 表9. 現住人口遷入遷出登記—按月別分      | 48   | 表55. 火災次數—按類別及時間分           | 196  |
| 表10. 現住人口遷入遷出登記—按區域別分    | 60   | 表56. 火災死傷人數及財物損失            | 198  |
| 表11. 現住人口遷入遷出登記年累計—按區域別分 | 72   | 表57. 起火建築物                  | 202  |
| 表12. 現住原住民國人口數—按月別分      | 84   | 表58. 火災出動人員、車輛及其他裝備         | 206  |
| 表13. 現住原住民國人口數—按區域別分     | 86   | 表59. 消防緊急救護服務               | 208  |
| 表14. 戶政管理及便民服務案件         | 88   | 表60. 消防緊急救護急救處置             | 210  |
| <b>二、合作事業及人民團體</b>       |      | <b>七、營建</b>                 |      |
| 表15. 合作事業概況              | 90   | 表61. 核發建築物建造執照—按月別及用途別分     | 212  |
| 表16. 全國性人民團體             | 92   | 表62. 核發建築物建造執照—按區域別及用途別分    | 216  |
| <b>三、地政</b>              |      | 表63. 核發建築物建造執照年累計—按區域別及用途別分 | 220  |
| 表17. 辦理土地登記及標示變更登記—按月別分  | 94   | 表64. 核發建築物建造執照—按月別及構造別分     | 224  |
| 表18. 辦理土地登記及標示變更登記—按區域別分 | 98   | 表65. 核發建築物建造執照—按區域別及構造別分    | 226  |
| 表19. 辦理土地所有權登記—按月別分      | 102  | 表66. 核發建築物拆除執照—按月別及用途別分     | 228  |
| 表20. 辦理土地所有權登記—按區域別分     | 106  | 表67. 核發建築物拆除執照—按區域別及用途別分    | 230  |
| 表21. 辦理土地他項權利登記—按月別分     | 110  | 表68. 核發建築物使用執照—按月別及用途別分     | 232  |
| 表22. 辦理土地他項權利登記—按區域別分    | 112  | 表69. 核發建築物使用執照—按區域別及用途別分    | 236  |
| 表23. 辦理建物登記及標示變更登記—按月別分  | 114  | 表70. 核發建築物使用執照年累計—按區域別及用途別分 | 240  |
| 表24. 辦理建物登記及標示變更登記—按區域別分 | 118  | 表71. 核發建築物使用執照—按月別及構造別分     | 244  |
| 表25. 辦理建物所有權登記—按月別分      | 122  | 表72. 核發建築物使用執照—按區域別及構造別分    | 246  |
| 表26. 辦理建物所有權登記—按區域別分     | 126  | 表73. 核發建築物使用執照—按高度別分        | 248  |
| 表27. 辦理建物他項權利登記—按月別分     | 130  | 表74. 核發建築物使用執照—按層數別分        | 250  |
| 表28. 辦理建物他項權利登記—按區域別分    | 132  | 表75. 核發建築物使用執照—按使用分區別分      | 252  |
| 表29. 測量案件統計              | 134  | 表76. 建築物開工統計—按月別及用途別分       | 254  |
| 表30. 都市地價指數              | 136  | 表77. 建築物開工統計—按區域別及用途別分      | 258  |
| <b>四、警政</b>              |      | 表78. 建築物開工統計年累計—按區域別及用途別分   | 262  |
| 表31. 警察機關受(處)理刑事案件       | 138  | 表79. 建築物開工統計—按月別及構造別分       | 266  |
| 表32. 警察機關受(處)理暴力犯罪       | 142  | 表80. 建築物開工統計—按區域別及構造別分      | 268  |
| 表33. 警察機關查獲少年嫌疑犯人數       | 146  | 表81. 國家(自然)公園遊憩據點遊客人次及車輛次   | 270  |
| 表34. 警察機關檢肅毒品統計          | 148  |                             | 272  |
| 表35. 警察機關查獲槍枝、彈藥、刀械數量    | 150  | <b>名詞定義</b>                 |      |

## CONTENTS

|  | *Page* |  | *Page* |
|--|--------|--|--------|
| <b>EXPLANATORY NOTES</b> .....   | 1      |  |        |
| <b>CONTENTS</b> .....  | 2      |  |        |
| <b>SUMMARY ANALYSIS</b> .....  | 7      |  |        |
| <b>STATISTICAL TABLES</b> .....  | 17     |  |        |
| Table 1. Statistical Indicators of Interior .....  | 18     |  |        |
| <b>I. POPULATION</b>   |        |  |        |
| Table 2. Number of Villages, Neighborhoods, Households and Resident Population<br>— by Month.....                                    | 24     |  |        |
| Table 3. Number of Villages, Neighborhoods, Households and Resident Population<br>— by Locality.....                                 | 26     |  |        |
| Table 4. Mobility Status of Resident Population — by Month.....  | 28     |  |        |
| Table 5. Mobility Status of Resident Population — by Locality.....   | 32     |  |        |
| Table 6. Mobility Status of Resident Population of the Year — by Locality.....   | 36     |  |        |
| Table 7. Marriage and Divorce Registrations — by Nationality and Month.....  | 40     |  |        |
| Table 8. Marriage and Divorce Registrations of the Year — by Nationality<br>and Locality.....  | 44     |  |        |
| Table 9. Migration Registration of Resident Population — by Month.....   | 48     |  |        |
| Table 10. Migration Registration of Resident Population — by Locality.....   | 60     |  |        |
| Table 11. Migration Registration of Resident Population of the Year<br>— by Locality.....  | 72     |  |        |
| Table 12. Indigenous People — by Month.....  | 84     |  |        |
| Table 13. Indigenous People — by Locality.....   | 86     |  |        |
| Table 14. Offense and Service Cases of Population Administration .....   | 88     |  |        |
| <b>II. COOPERATIVE AND CIVIL ASSOCIATIONS</b>  |        |  |        |
| Table 15. Cooperative Business .....   | 90     |  |        |
| Table 16. National-wide Civic Associations .....   | 92     |  |        |
| <b>III. LAND ADMINISTRATION</b>  |        |  |        |
| Table 17. Registration of Land and Registration of Change in Land Descriptions<br>— by Month.....                                    | 94     |  |        |
| Table 18. Registration of Land and Registration of Change in Land Descriptions<br>— by Locality.....                                 | 98     |  |        |
| Table 19. Registration of Land Ownership — by Month.....   | 102    |  |        |
| Table 20. Registration of Land Ownership — by Locality.....  | 106    |  |        |
| Table 21. Registration of Other Rights in Land — by Month.....   | 110    |  |        |
| Table 22. Registration of Other Rights in Land — by Locality.....  | 112    |  |        |
| Table 23. Registration of Buildings and Registration of Change in Building Descriptions<br>— by Month.....                           | 114    |  |        |
| Table 24. Registration of Buildings and Registration of Change in Building Descriptions<br>— by Locality.....                        | 118    |  |        |
| Table 25. Registration of Buildings' Ownership — by Month.....   | 122    |  |        |
| Table 26. Registration of Buildings' Ownership — by Locality.....  | 126    |  |        |
| Table 27. Registration of Other Rights in Buildings — by Month.....  | 130    |  |        |
| Table 28. Registration of Other Rights in Buildings — by Locality.....   | 132    |  |        |
| Table 29. Land Survey Cases .....  | 134    |  |        |
| Table 30. Indices of Urban Land Price .....  | 136    |  |        |
| <b>IV. POLICE ADMINISTRATION</b>   |        |  |        |
| Table 31. Offenses Handled by Police Organizations .....   | 138    |  |        |
| Table 32. Violent Crime Handled by Police Organizations .....  | 142    |  |        |
| Table 33. Juvenile Offenders Handled by Police Organizations .....   | 146    |  |        |
| Table 34. Offenses of Narcotic Drugs .....   | 148    |  |        |
| Table 35. Illegal Guns, Pistols, Ammunition and Knives Captured by Police<br>Organizations.....                                      | 150    |  |        |
| Table 36. Violation of the Law for Maintaining Social Order .....  | 152    |  |        |
| Table 37. Assembly and Parade Handled by Police Organizations.....   | 154    |  |        |
| Table 38. Discovered Economic Frauds Handled by Police Organizations .....   | 156    |  |        |
| <b>V. IMMIGRATION</b>  |        |  |        |
| Table 39. Entry Persons — by Sex, Age, Identity.....   | 160    |  |        |
| Table 40. Entry Persons — by Arriving Point.....   | 162    |  |        |
| Table 41. Exit Persons — by Sex, Age, Identity.....  | 164    |  |        |
| Table 42. Exit Persons — by Departing Point.....   | 166    |  |        |
| Table 43. Foreign Residents and Ferreted Illegal Foreign Residents .....   | 168    |  |        |
| Table 44. Non-household-registered Residents .....   | 170    |  |        |
| Table 45. Foreign Sojourns .....   | 172    |  |        |
| Table 46. Overstayed Foreign Nationals with Resident Visa.....   | 174    |  |        |
| Table 47. Overstayed Foreign Nationals with Tourist Visa.....  | 176    |  |        |
| Table 48. Mini Three-link Transportation.....  | 178    |  |        |
| Table 49. Visit and Interview Applications for Mainland Chinese Spouses Coming to<br>Taiwan to Get Together with Family Members..... | 180    |  |        |
| Table 50. Subsidies of New Immigrants Development Fund.....  | 182    |  |        |
| Table 51. Immigrant Consultation and Assistance .....  | 186    |  |        |
| <b>VI. FIRE FIGHTING</b>   |        |  |        |
| Table 52. Inspection and Supervision of Fire Safety Equipment.....   | 190    |  |        |
| Table 53. Number of Fires — by Caught Place.....   | 192    |  |        |
| Table 54. Number of Fires — by Cause.....  | 194    |  |        |
| Table 55. Number of Fires — by Classification and Fire Time.....   | 196    |  |        |

|   | *Page*     |
|---|------------|
| Table 56. Losses of Fire Disasters .....  | 198        |
| Table 57. Number of Fires of Caught Buildings .....                                   | 202        |
| Table 58. Fire Services and Call Frequency .....                                      | 206        |
| Table 59. Emergency Medical Services.....   | 208        |
| Table 60. Rescue Treatments of Emergency Medical Services.....                        | 210        |
| <b>VII. CONSTRUCTION AND PLANNING</b>   |            |
| Table 61. Issued Building Construction License — by Month and Use.....                | 212        |
| Table 62. Issued Building Construction License — by Locality and Use.....             | 216        |
| Table 63. Issued Building Construction License of the Year — by Locality and Use..... | 220        |
| Table 64. Issued Building Construction License — by Month and Material.....           | 224        |
| Table 65. Issued Building Construction License — by Locality and Material.....        | 226        |
| Table 66. Issued Building Demolition License — by Month and Use.....                  | 228        |
| Table 67. Issued Building Demolition License — by Locality and Use.....               | 230        |
| Table 68. Issued Building Usage License — by Month and Use.....                       | 232        |
| Table 69. Issued Building Usage License — by Locality and Use.....                    | 236        |
| Table 70. Issued Building Usage License of the Year — by Locality and Use.....        | 240        |
| Table 71. Issued Building Usage License — by Month and Material.....                  | 244        |
| Table 72. Issued Building Usage License — by Locality and Material.....               | 246        |
| Table 73. Issued Building Usage License — by Height.....                              | 248        |
| Table 74. Issued Building Usage License — by Story.....                               | 250        |
| Table 75. Issued Building Usage License — by Landuse Zones.....                       | 252        |
| Table 76. Construction Commencement — by Month and Use.....                           | 254        |
| Table 77. Construction Commencement — by Locality and Use.....                        | 258        |
| Table 78. Construction Commencement of the Year — by Locality and Use.....            | 262        |
| Table 79. Construction Commencement — by Month and Material.....                      | 266        |
| Table 80. Construction Commencement — by Locality and Material.....                   | 268        |
| Table 81. Visitors and Vehicles of Spots in National (Nature) Parks.....              | 270        |
| <b>DEFINITION.....</b>  | <b>272</b> |

## 提 要 分 析

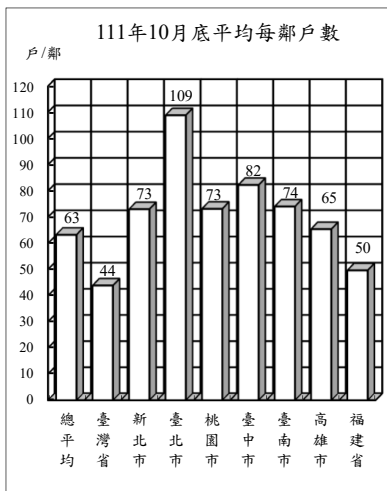
## SUMMARY ANALYSIS

## 一、地方行政區劃

現有行政區域包括臺灣省、福建省及新北、臺北、桃園、臺中、臺南、高雄等6個直轄市；臺灣省設11縣、3省轄市，福建省設2縣。

直轄市、縣、省轄市下設368個鄉鎮市區；包括146個鄉、38個鎮、14個縣轄市、170個區。

111年10月底鄉鎮市區下共設7,748個村里，村里下設有14萬3,342個鄰，均與上月持平，平均每個村里有19鄰；平均每個鄰有63戶，以臺北市之109戶為最多，臺中市82戶次之；平均每個村里有1,170戶，以臺北市2,297戶最多，桃園市1,696戶次之。



## 地方行政區劃

單位：個

| 年(月)底別     | 直轄市、縣、市數 |    |     | 鄉、鎮、市、區數 |    |     |     | 村、里數  | 編組鄰數    |
|------------|----------|----|-----|----------|----|-----|-----|-------|---------|
|            | 直轄市      | 縣  | 省轄市 | 鄉        | 鎮  | 縣轄市 | 區   |       |         |
| 民國102年底    | 5        | 14 | 3   | 153      | 41 | 17  | 157 | 7,839 | 148,587 |
| 民國103年底    | 5        | 14 | 3   | 152      | 41 | 18  | 157 | 7,851 | 148,640 |
| 民國104年底    | 6        | 13 | 3   | 146      | 38 | 14  | 170 | 7,851 | 148,400 |
| 民國105年底    | 6        | 13 | 3   | 146      | 38 | 14  | 170 | 7,851 | 148,234 |
| 民國106年底    | 6        | 13 | 3   | 146      | 38 | 14  | 170 | 7,851 | 148,391 |
| 民國107年底    | 6        | 13 | 3   | 146      | 38 | 14  | 170 | 7,760 | 143,574 |
| 民國108年底    | 6        | 13 | 3   | 146      | 38 | 14  | 170 | 7,760 | 143,647 |
| 民國109年底    | 6        | 13 | 3   | 146      | 38 | 14  | 170 | 7,760 | 143,747 |
| 民國110年底    | 6        | 13 | 3   | 146      | 38 | 14  | 170 | 7,734 | 143,204 |
| 民國111年10月底 | 6        | 13 | 3   | 146      | 38 | 14  | 170 | 7,748 | 143,342 |

說明：1. 103年12月25日桃園縣升格直轄市，自104年起依改制後按區統計。

2. 彰化縣員林鎮與苗栗縣頭份鎮分別於104年8月8日與10月5日改制為縣轄市。

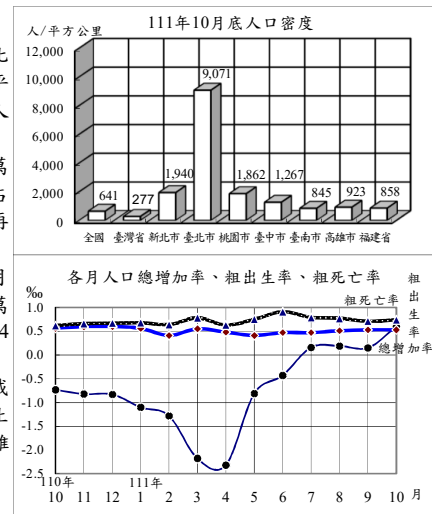
## 二、人口概況

111年10月底人口數2,321萬2,056人，性比例為97.85，平均每戶2.56人，人口密度為每平方公里641人，其中以臺北市每平方公里9,071人最高。

各直轄市、縣(市)人口中，以新北市398萬2,363人占17.16%最多、臺中市280萬6,458人占12.09%居次、高雄市272萬3,495人占11.73%再次之。

111年10月出生登記計1萬2,242人，較上月增加0.2%；月粗出生率為0.53‰。死亡登記1萬7,099人，較上月增加3.6%；月粗死亡率為0.74‰。

111年10月結婚登記計1萬13對，較上月減少13.28%；月粗結婚率為0.43‰。離婚及終止結婚登記4,071對，較上月減少6.09%；月粗離婚率為0.18‰。



## 戶籍登記

| 年(月)別     | 戶數<br>①   | 人口數<br>①   | 戶量(人/戶)<br>① | 人口密度(人/平方公里)<br>① | 動態登記    |         |         |             |
|-----------|-----------|------------|--------------|-------------------|---------|---------|---------|-------------|
|           |           |            |              |                   | 出生人數    | 死亡人數    | 結婚對數②   | 離婚(終止結婚)對數② |
| 民國102年    | 8,286,260 | 23,373,517 | 2.82         | 645.81            | 199,113 | 155,908 | 147,636 | 53,604      |
| 民國103年    | 8,382,699 | 23,433,753 | 2.80         | 647.47            | 210,383 | 163,929 | 149,287 | 53,190      |
| 民國104年    | 8,468,978 | 23,492,074 | 2.77         | 649.01            | 213,598 | 163,858 | 154,346 | 53,459      |
| 民國105年    | 8,561,383 | 23,539,816 | 2.75         | 650.32            | 208,440 | 172,405 | 147,861 | 53,837      |
| 民國106年    | 8,649,000 | 23,571,227 | 2.73         | 651.19            | 193,844 | 171,242 | 138,034 | 54,412      |
| 民國107年    | 8,734,477 | 23,588,932 | 2.70         | 651.68            | 181,601 | 172,784 | 135,403 | 54,443      |
| 民國108年    | 8,832,745 | 23,603,121 | 2.67         | 652.07            | 177,767 | 176,296 | 134,524 | 54,473      |
| 民國109年    | 8,933,814 | 23,561,236 | 2.64         | 650.92            | 165,249 | 173,156 | 121,702 | 51,680      |
| 民國110年    | 9,006,580 | 23,375,314 | 2.60         | 645.78            | 153,820 | 183,732 | 114,606 | 47,887      |
| 民國111年    | 9,068,488 | 23,212,056 | 2.56         | 641.27            | 114,460 | 171,826 | 96,720  | 42,035      |
| 民國111年10月 | 9,068,488 | 23,212,056 | 2.56         | 641.27            | 12,242  | 17,099  | 10,013  | 4,071       |

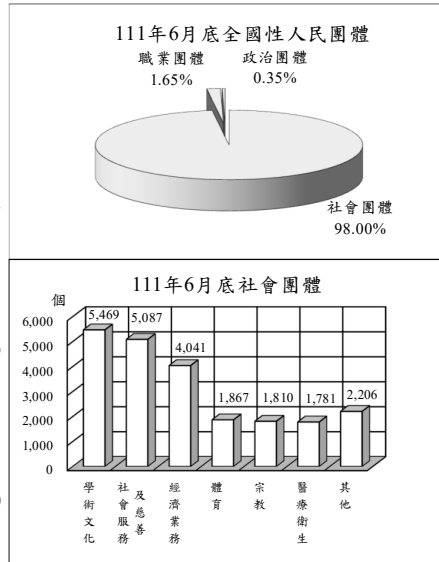
附註：①係指年(月)底數；②包含同性登記之資料。

### 三、合作事業及人民團體

111年6月底合作事業社(場)數3,853個，較110年12月底減少0.82%；合作事業社(場)員數計有個人社員176萬8,856人及法人社員4,617個，分別較110年12月底減少5.43%及2.37%。

111年6月底全國性人民團體計有2萬2,716個，以社會團體2萬2,261個占98.00%為最多，職業團體375個占1.65%次之，政治團體80個占0.35%居第3。

社會團體中以學術文化團體5,469個最多，社會服務及慈善團體5,087個次之，經濟業務團體4,041個居第3，三者合計占65.57%；職業團體中包含商業團體161個、工業團體157個及自由職業團體57個；政治團體則為政黨80個。



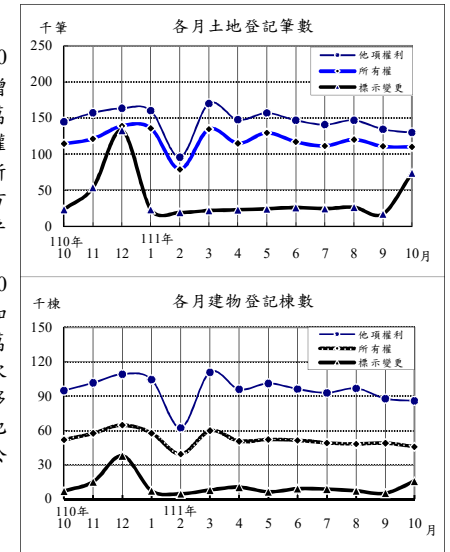
### 合作事業及人民團體

| 年(月)底別    | 合作事業         |                  |              | 全國性人民團體<br>(個) |            |              |              |              |              |
|-----------|--------------|------------------|--------------|----------------|------------|--------------|--------------|--------------|--------------|
|           | 社(場)數<br>(個) | 個人社員<br>(人)      | 法人社員<br>(個)  | 政治團體           | 職業團體       | 社會團體         |              |              |              |
|           |              |                  |              |                |            | 學術文化團體       | 社會服務及慈善團體    | 經濟業務團體       | 其他社會團體       |
| 民國102年底   | 4,533        | 2,496,537        | 5,635        | 291            | 325        | 2,534        | 2,511        | 2,217        | 4,488        |
| 民國103年底   | 4,460        | 2,345,235        | 5,441        | 305            | 332        | 2,639        | 2,643        | 2,373        | 4,708        |
| 民國104年底   | 4,324        | 2,211,438        | 5,346        | 334            | 340        | 3,405        | 3,071        | 2,630        | 5,265        |
| 民國105年底   | 4,260        | 2,130,344        | 4,994        | 353            | 350        | 3,719        | 3,324        | 2,883        | 5,613        |
| 民國106年底   | 4,111        | 2,081,936        | 4,976        | 378            | 354        | 3,881        | 3,492        | 3,035        | 5,869        |
| 民國107年底   | 4,004        | 1,999,715        | 5,096        | 339            | 359        | 4,295        | 3,887        | 3,379        | 6,331        |
| 民國108年底   | 3,867        | 1,970,339        | 4,746        | 336            | 366        | 4,690        | 4,240        | 3,684        | 6,825        |
| 民國109年底   | 3,937        | 1,851,860        | 4,723        | 127            | 369        | 5,040        | 4,669        | 3,894        | 7,233        |
| 民國110年底   | 3,885        | 1,870,374        | 4,729        | 112            | 371        | 5,347        | 5,002        | 4,041        | 7,584        |
| 民國111年6月底 | <b>3,853</b> | <b>1,768,856</b> | <b>4,617</b> | <b>80</b>      | <b>375</b> | <b>5,469</b> | <b>5,087</b> | <b>4,041</b> | <b>7,664</b> |

### 四、土地、建物登記

111年10月受理各項土地登記31萬4,220筆、面積2億4,506萬平方公尺，分別較上月增加19.51%及55.27%；其中標示變更登記7萬4,070筆、面積1億3,148萬平方公尺，所有權第一次登記1,685筆、面積146萬平方公尺，所有權移轉登記10萬8,464筆、面積6,694萬平方公尺，他項權利登記13萬1筆、面積4,517萬平方公尺。

111年10月受理各項建物登記14萬7,490棟、面積2,339萬平方公尺，分別較上月增加3.77%及減少36.45%；其中標示變更登記1萬5,726棟、面積424萬平方公尺，所有權第一次登記9,470棟、面積205萬平方公尺，所有權移轉登記3萬6,349棟、面積420萬平方公尺，他項權利登記8萬5,945棟、面積1,291萬平方公尺。



### 土地、建物登記概況

| 年(月)別     | 土地登記 (筆)       |              |                  |                  | 建物登記 (棟)      |                |                |                |
|-----------|----------------|--------------|------------------|------------------|---------------|----------------|----------------|----------------|
|           | 標示變更登記         | 所有權登記        |                  | 他項權利登記           | 標示變更登記        | 所有權登記          |                | 他項權利登記         |
|           |                | 第一次登記        | 移轉登記             |                  |               | 第一次登記          | 移轉登記           |                |
| 民國102年    | 511,250        | 9,687        | 1,434,988        | 1,727,285        | 212,714       | 111,093        | 503,628        | 1,126,658      |
| 民國103年    | 502,127        | 11,872       | 1,364,589        | 1,684,704        | 176,427       | 115,865        | 457,911        | 1,120,365      |
| 民國104年    | 480,367        | 13,413       | 1,392,421        | 1,531,152        | 218,780       | 126,742        | 438,047        | 1,051,595      |
| 民國105年    | 431,646        | 13,131       | 1,129,131        | 1,446,163        | 168,271       | 122,307        | 378,661        | 1,031,160      |
| 民國106年    | 431,428        | 10,913       | 1,180,807        | 1,503,681        | 176,322       | 110,419        | 405,806        | 1,060,117      |
| 民國107年    | 465,330        | 10,863       | 1,208,337        | 1,595,620        | 152,665       | 116,589        | 418,546        | 1,131,387      |
| 民國108年    | 409,334        | 10,267       | 1,258,113        | 1,610,634        | 151,588       | 119,459        | 456,234        | 1,105,479      |
| 民國109年    | 478,592        | 8,796        | 1,594,812        | 1,725,745        | 292,929       | 117,363        | 474,579        | 1,138,981      |
| 民國110年    | 469,421        | 6,882        | 1,498,393        | 1,708,082        | 137,271       | 125,779        | 501,807        | 1,118,503      |
| 民國111年    | <b>281,997</b> | <b>4,660</b> | <b>1,160,541</b> | <b>1,431,031</b> | <b>82,750</b> | <b>104,059</b> | <b>399,923</b> | <b>935,064</b> |
| 民國111年10月 | <b>74,070</b>  | <b>1,685</b> | <b>108,464</b>   | <b>130,001</b>   | <b>15,726</b> | <b>9,470</b>   | <b>36,349</b>  | <b>85,945</b>  |

## 五、治安維護

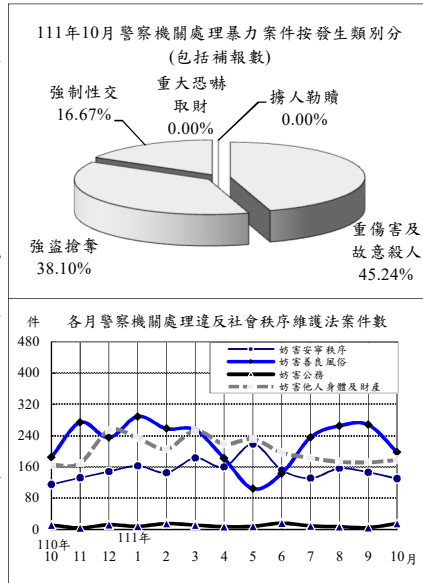
111年10月警察機關處理刑事案件(包括補報數)總計2萬2,732件,較上月增加7.62%;其中竊盜占14.08%,暴力犯罪占0.18%,其他占85.73%;暴力犯罪中以重傷害及故意殺人占45.24%為最多。刑事案件若不含補報數,當期發生件數6,546件,較上月增加13.8%

111年10月嫌疑犯人數2萬5,535人,較上月增加9.42%;其中12歲~未滿18歲之少年嫌疑犯837人占3.28%,較上月增加24.93%。

111年10月警察機關處理違反社會秩序維護法案件總計521件、1,047人,分別較上月減少11.84%及減少0.76%。

111年10月集會遊行6,176件,較上月增加404.16%,其中未申請1,792件占29.02%。

111年10月查獲經濟案件1,096件,較上月增加4.58%;其中侵害智慧財產權280件最多,金融56件次之。



## 治安維護

| 年(月)別     | 刑事案件           |                |                |              | 違反社會秩序維護法    |               | 集會遊行件數(件)    | 查獲經濟案件(件)     |
|-----------|----------------|----------------|----------------|--------------|--------------|---------------|--------------|---------------|
|           | 發生件數(含補報數)(件)  | 發生件數(當期)(件)    | 嫌疑犯(人)         |              | 件數           | 人數            |              |               |
|           |                |                | 少年             | 其他           |              |               |              |               |
| 民國102年    | 298,967        | 257,685        | 255,310        | 12,038       | 7,329        | 14,057        | 2,365        | 10,293        |
| 民國103年    | 306,300        | 266,454        | 261,603        | 10,969       | 6,324        | 13,049        | 14,751       | 8,310         |
| 民國104年    | 297,800        | 257,047        | 269,296        | 11,002       | 5,237        | 13,709        | 5,786        | 8,428         |
| 民國105年    | 294,831        | 254,849        | 272,817        | 9,775        | 4,841        | 11,536        | 4,967        | 7,203         |
| 民國106年    | 293,453        | 252,925        | 287,294        | 10,499       | 4,919        | 12,031        | 3,908        | 7,020         |
| 民國107年    | 284,538        | 239,304        | 291,621        | 8,893        | 5,375        | 12,416        | 27,134       | 6,900         |
| 民國108年    | 268,349        | 223,567        | 277,664        | 9,441        | 7,149        | 16,048        | 7,288        | 7,748         |
| 民國109年    | 259,713        | 214,066        | 281,811        | 10,226       | 7,230        | 14,763        | 5,389        | 11,157        |
| 民國110年    | 243,082        | 195,727        | 265,221        | 9,627        | 7,025        | 12,913        | 5,426        | 10,255        |
| 民國111年    | <b>219,943</b> | <b>167,320</b> | <b>240,305</b> | <b>8,058</b> | <b>5,930</b> | <b>11,125</b> | <b>9,782</b> | <b>11,322</b> |
| 民國111年10月 | <b>22,732</b>  | <b>6,546</b>   | <b>25,535</b>  | <b>837</b>   | <b>521</b>   | <b>1,047</b>  | <b>6,176</b> | <b>1,096</b>  |

說明：發生件數(當期)不含逾月補報數，年累計則含當年逾月補報數，故各月加總不等於年累計數。

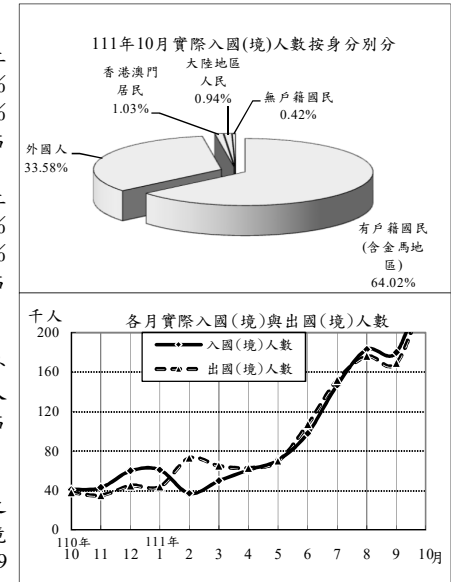
## 六、移民

111年10月入國(境)25萬9千人次,較上月增加43.68%;其中有戶籍國民占64.02%,外國人占33.58%,香港澳門居民占1.03%,大陸地區人民占0.94%,無戶籍國民占0.42%;15至64歲者占86.21%。

111年10月出國(境)24萬3千人次,較上月增加43.67%;其中有戶籍國民占70.92%,外國人占27.13%,香港澳門居民占0.93%,大陸地區人民占0.77%,無戶籍國民占0.26%;15至64歲者占88.06%。

111年10月底合法居留外僑79萬6千人,較上月底增加1.58%;年滿15歲以上居留外僑之中,經濟活動以外籍移工62萬8,244人占79.66%最多,非勞動力7萬8,058人占9.9%次之。

111年10月查處違法外來人口2,657人,較上月減少8.6%;其中以具違法行為事實之逾期(含非法入境、漏(跳)船船員及尚未入境之違法外來人口)2,049人最多,單純逾期539人次之。



## 入出國(境)及移民概況

| 年(月)別     | 實際入國(境)人數(千人次) |            |            | 實際出國(境)人數(千人次) |            |            | 合法居留外僑(人)①     | 查處違法外來人口(人)   |
|-----------|----------------|------------|------------|----------------|------------|------------|----------------|---------------|
|           | 有戶籍國民          | 外國人        | 其他         | 有戶籍國民          | 外國人        | 其他         |                |               |
| 民國102年    | 19,072         | 11,056     | 4,096      | 18,960         | 11,053     | 4,010      | 525,109        | 27,169        |
| 民國103年    | 21,707         | 11,797     | 4,687      | 21,615         | 11,845     | 4,592      | 629,633        | 25,639        |
| 民國104年    | 23,601         | 13,161     | 4,883      | 23,542         | 13,183     | 4,819      | 637,843        | 30,582        |
| 民國105年    | 25,228         | 14,538     | 5,703      | 25,217         | 14,589     | 5,635      | 671,375        | 33,326        |
| 民國106年    | 26,397         | 15,657     | 6,453      | 26,307         | 15,655     | 6,384      | 717,736        | 35,760        |
| 民國107年    | 27,623         | 16,557     | 6,846      | 27,640         | 16,645     | 6,780      | 758,583        | 36,548        |
| 民國108年    | 29,033         | 17,169     | 7,518      | 28,940         | 17,101     | 7,476      | 785,341        | 47,438        |
| 民國109年    | 3,981          | 2,603      | 1,096      | 3,895          | 2,336      | 1,229      | 797,122        | 32,715        |
| 民國110年    | 480            | 339        | 112        | 544            | 360        | 158        | 752,900        | 32,421        |
| 民國111年    | <b>1,147</b>   | <b>726</b> | <b>383</b> | <b>1,162</b>   | <b>813</b> | <b>317</b> | <b>796,049</b> | <b>26,058</b> |
| 民國111年10月 | <b>259</b>     | <b>166</b> | <b>87</b>  | <b>243</b>     | <b>172</b> | <b>66</b>  | <b>796,049</b> | <b>2,657</b>  |

附註：①係指年(月)底數。

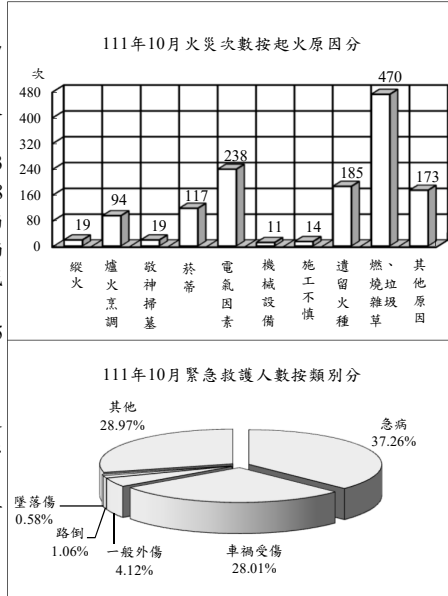
## 七、消防與緊急救護

111年10月火災事故1,340次，較上月增加20.07%；原因以燃燒雜草、垃圾470次占35.07%最多，電器因素238次占17.76%次之。

111年10月火災事故死亡14人、受傷13人；死傷原因以有害氣體10人較多、自殺8人居次。被毀損房屋299間；被毀損車輛223輛，其中小型車105輛最多，機車89輛次之；財物損失估計3,117萬元，較上月減少50.97%。

111年10月火災事故出動人員4萬5,235人次，較上月增加10%；救出人數135人，較上月增加181.25%。

111年10月消防單位受理救護案件救護出動11萬5,083次，較上月增加4.97%。急救送醫9萬2,319人次，較上月增加5.53%；其中急病3萬4,395人次占37.26%最多，車禍受傷2萬5,857人次占28.01%居次。



## 消防與緊急救護

| 年(月)別     | 火災事故          |                |              |            |            |              |              |             | 急救送醫人次(人次)     |
|-----------|---------------|----------------|--------------|------------|------------|--------------|--------------|-------------|----------------|
|           | 發生次數(次)       | 出動人次(人次)       | 救出人數(人)      | 死亡人數(人)    | 受傷人數(人)    | 被毀損房屋數(間)    | 被毀損車輛數(輛)    | 財物損失估值(百萬元) |                |
| 民國102年    | 1,451         | 449,100        | 348          | 92         | 189        | 1,204        | 627          | 533         | 826,839        |
| 民國103年    | 1,417         | 511,977        | 533          | 124        | 244        | 1,263        | 658          | 436         | 878,849        |
| 民國104年    | 1,704         | 587,599        | 569          | 117        | 733        | 1,477        | 802          | 531         | 891,562        |
| 民國105年    | 1,856         | 476,666        | 494          | 169        | 261        | 1,568        | 836          | 459         | 906,603        |
| 民國106年    | 30,464        | 571,358        | 968          | 178        | 302        | 5,614        | 2,060        | 691         | 891,508        |
| 民國107年    | 27,922        | 563,457        | 1,390        | 173        | 290        | 5,302        | 1,920        | 596         | 897,081        |
| 民國108年    | 22,866        | 541,241        | 1,743        | 150        | 478        | 4,339        | 1,796        | 1,442       | 905,951        |
| 民國109年    | 22,248        | 572,241        | 1,536        | 161        | 464        | 4,011        | 2,095        | 641         | 891,117        |
| 民國110年    | 21,684        | 601,155        | 1,997        | 192        | 304        | 4,206        | 2,229        | 356         | 881,766        |
| 民國111年    | <b>13,249</b> | <b>428,165</b> | <b>1,889</b> | <b>126</b> | <b>147</b> | <b>3,296</b> | <b>1,596</b> | <b>392</b>  | <b>857,047</b> |
| 民國111年10月 | <b>1,340</b>  | <b>45,235</b>  | <b>135</b>   | <b>14</b>  | <b>13</b>  | <b>299</b>   | <b>223</b>   | <b>31</b>   | <b>92,319</b>  |

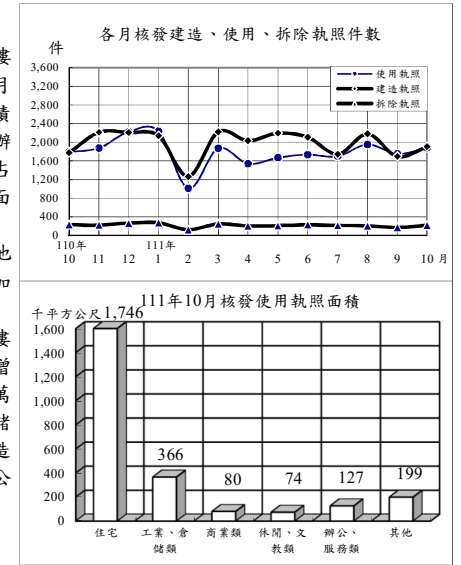
說明：火災次數106年以前依據「火災成災標準及認定標準」公布，106年起變更統計範圍，將火災次數細分為A1、A2及A3類，其中A1類係指造成人員死亡之火災案件；A2類指造成人員受傷、涉及糾紛、縱火案件或起火原因待查之火災案件；A3類指非屬A1、A2類，由分隊填寫「火災案件搶救出動紀錄表」完成者，由於統計範圍不同，不宜與之前資料比較。

## 八、營建管理

111年10月核發建造執照1,904件、總樓地板面積462萬5,762平方公尺，分別較上月增加12.33%及21.21%；其中以住宅用面積178萬5,107平方公尺占38.59%為最多，辦公、服務類面積175萬4,785平方公尺占37.94%居次；按構造別分，以混凝土構造面積250萬8,828平方公尺占54.24%最多。

111年10月核發拆除執照217件、總樓地板面積11萬8,964平方公尺，分別較上月增加28.4%及減少21.07%。

111年10月核發使用執照1,881件、總樓地板面積259萬771平方公尺，分別較上月增加7.36%及1.44%；其中以住宅用面積174萬5,555平方公尺占67.38%為最多，工業、倉儲類36萬5,549平方公尺占14.11%居次；按構造別分，以混凝土構造面積210萬2,485平方公尺占81.15%最多。



## 營建管理

| 年(月)別     | 建造執照          |               |               | 拆除執照         |               | 使用執照          |               |               |
|-----------|---------------|---------------|---------------|--------------|---------------|---------------|---------------|---------------|
|           | 核發件數(件)       | 總樓地板面積(千平方公尺) |               | 核發件數(件)      | 總樓地板面積(千平方公尺) | 核發件數(件)       | 總樓地板面積(千平方公尺) |               |
|           |               | 住宅面積(千平方公尺)   | 其他            |              |               |               | 住宅面積(千平方公尺)   | 其他            |
| 民國102年    | 33,531        | 39,760        | 25,417        | 2,882        | 2,425         | 28,014        | 28,772        | 16,888        |
| 民國103年    | 31,994        | 38,635        | 22,231        | 2,668        | 2,072         | 28,806        | 31,718        | 18,109        |
| 民國104年    | 27,643        | 32,596        | 18,233        | 2,392        | 1,771         | 28,837        | 32,868        | 18,982        |
| 民國105年    | 22,511        | 26,235        | 13,264        | 2,379        | 1,844         | 23,552        | 29,988        | 17,646        |
| 民國106年    | 25,035        | 29,884        | 15,252        | 2,403        | 2,035         | 22,506        | 28,818        | 15,463        |
| 民國107年    | 27,344        | 33,984        | 18,677        | 2,496        | 2,158         | 22,860        | 28,366        | 16,452        |
| 民國108年    | 27,143        | 36,928        | 21,950        | 2,550        | 2,228         | 22,026        | 26,489        | 14,787        |
| 民國109年    | 25,980        | 41,521        | 23,195        | 2,765        | 2,520         | 22,370        | 28,247        | 15,466        |
| 民國110年    | 26,089        | 43,425        | 24,874        | 2,793        | 2,580         | 22,486        | 28,023        | 15,620        |
| 民國111年    | <b>19,480</b> | <b>38,306</b> | <b>20,540</b> | <b>2,082</b> | <b>1,801</b>  | <b>17,341</b> | <b>23,101</b> | <b>13,605</b> |
| 民國111年10月 | <b>1,904</b>  | <b>4,626</b>  | <b>1,785</b>  | <b>217</b>   | <b>119</b>    | <b>1,881</b>  | <b>2,591</b>  | <b>1,746</b>  |



# 統計表

## STATISTICAL TABLES

\*表列數字無論總數與細數均由電腦整理，其尾數採四捨五入法計列，故細數之和與總數未必一致。

\*表列一一年資料，靜態欄為一一年十月(季報為一一年第三季)底數，動態欄為至一一年十月(季報為至一一年第三季)累計數。

\*表列人口成長率、性比例、戶量、人口密度、粗出生率、粗死亡率、粗結婚率、粗離婚率、刑案發生率、犯罪人口率、破獲率、少年嫌疑犯比率、消防安全檢查合格率、大陸地區配偶申請來臺團聚面談不予通過比率之「較上月(期)增減」與「較上年同月(期)增減」為增減數。

\*表內福建省係指金門縣及連江縣。

\*表列縣 C. 為County之簡寫。

\*一〇三年十二月二十五日桃園縣升格桃園市，區域別自一〇四年一月資料起配合調整。

\*警政類道路交通事故A1、A2類統計，自一一年四月起不再公布月資料，僅公布年資料，爰刪除警政月報「機動車輛數、道路交通事故原因及損傷」、「道路交通事故按車種及道路類別分」2表。

表1. 內政統計指標

| 年(月)別<br>Year(Month)             | 戶 政  |  |   |  |   |   |   |
|----------------------------------|--|--|---|--|---|---|---|
|                                  | 戶數<br>(千戶)<br>(1)<br>Households<br>(1,000H.) | 總人數<br>(千人)<br>(1)<br>Population<br>(1,000<br>Persons) | 人口<br>成長率<br>(1)<br>Rate of<br>Growth<br>(o/oo) | 性比例<br>(女=100)<br>(1)<br>Sex Ratio<br>(Female<br>=100) | 戶量<br>(人/戶)<br>(1)<br>Mean Size<br>of Households<br>(Persons/<br>Household) | 人口密度<br>(人/平方<br>公里)<br>(1)<br>Population<br>Density<br>(Persons<br>per km <sup>2</sup> ) | 粗出生<br>率<br>Crude Birth<br>Rate<br>(o/oo) |
| 一〇二年 2013                        | 8,286  | 23,374   | 2.47  | 99.96  | 2.82  | 645.81  | 8.53                                      |
| 一〇三年 2014                        | 8,383  | 23,434   | 2.58  | 99.68  | 2.80  | 647.47  | 8.99                                      |
| 一〇四年 2015                        | 8,469  | 23,492   | 2.49  | 99.42  | 2.77  | 649.00  | 9.10                                      |
| 一〇五年 2016                        | 8,561  | 23,540   | 2.03  | 99.14  | 2.75  | 650.32  | 8.86                                      |
| 一〇六年 2017                        | 8,649  | 23,571   | 1.33  | 98.89  | 2.73  | 651.19  | 8.23                                      |
| 一〇七年 2018                        | 8,734  | 23,589   | 0.75  | 98.63  | 2.70  | 651.68  | 7.70                                      |
| 一〇八年 2019                        | 8,833  | 23,603   | 0.60  | 98.38  | 2.67  | 652.07  | 7.53                                      |
| 一〇九年 2020                        | 8,934  | 23,561   | -1.77   | 98.20  | 2.64  | 650.92  | 7.01                                      |
| 一一〇年 2021                        | 9,007  | 23,375   | -7.89   | 98.15  | 2.60  | 645.78  | 6.55                                      |
| 十月 Oct.                          | 9,004  | 23,414   | -0.73   | 98.16  | 2.60  | 646.84  | 0.56                                      |
| 十一月 Nov.                         | 9,006  | 23,395   | -0.82   | 98.16  | 2.60  | 646.32  | 0.60                                      |
| 十二月 Dec.                         | 9,007  | 23,375   | -0.83   | 98.15  | 2.60  | 645.78  | 0.60                                      |
| <b>一一一年 2022</b>                 | <b>9,068</b>                                 | <b>23,212</b>  | <b>-6.98</b>                                    | <b>97.85</b>   | <b>2.56</b>   | <b>641.27</b>   | <b>4.91</b>                               |
| 一月 Jan.                          | 9,006  | 23,350   | -1.10   | 98.15  | 2.59  | 645.07  | 0.56                                      |
| 二月 Feb.                          | 9,005  | 23,320   | -1.28   | 98.15  | 2.59  | 644.24  | 0.41                                      |
| 三月 Mar.                          | 9,004  | 23,269   | -2.18   | 98.11  | 2.58  | 642.84  | 0.55                                      |
| 四月 Apr.                          | 9,003  | 23,215   | -2.32   | 98.06  | 2.58  | 641.35  | 0.48                                      |
| 五月 May                           | 9,008  | 23,196   | -0.81   | 98.03  | 2.57  | 640.83  | 0.41                                      |
| 六月 June                          | 9,015  | 23,186   | -0.43   | 97.98  | 2.57  | 640.56  | 0.47                                      |
| 七月 July                          | 9,026  | 23,190   | 0.16  | 97.95  | 2.57  | 640.66  | 0.47                                      |
| 八月 Aug.                          | 9,043  | 23,195   | 0.19  | 97.92  | 2.56  | 640.79  | 0.51                                      |
| 九月 Sept.                         | 9,063  | 23,198   | 0.15  | 97.90  | 2.56  | 640.88  | 0.53                                      |
| 十月 Oct.                          | 9,068  | 23,212   | 0.60  | 97.85  | 2.56  | 641.27  | 0.53                                      |
| 較上月增減(%)<br>VS. with Last Month  | 0.07   | 0.06   | 0.45  | -0.04  | -0.00   | 0.38  | 0.00                                      |
| 較上年同月增減(%)<br>VS. with Last Year | 0.71   | -0.86  | 1.33  | -0.30  | -0.04   | -5.58   | -0.03                                     |

說明：(1)係指年(月)底數。

TABLE 1. STATISTICAL INDICATORS OF INTERIOR

| Population Affairs                       |   |  | 民 政 Civil Affairs  |                        |                                    |  |
|--|---|--|--|------------------------|------------------------------------|--|
| 粗死亡率<br>Crude<br>Death<br>Rate<br>(o/oo) | 粗結婚<br>率<br>Crude<br>Marriage<br>Rate<br>(o/oo) | 粗離婚<br>率<br>Crude<br>Divorce<br>Rate<br>(o/oo) | 鄉鎮<br>市區數<br>(1)<br>Town-<br>ships,<br>Cities &<br>Districts | 村里數<br>(1)<br>Villages | 政黨數<br>(1)<br>Political<br>Parties | 全國性<br>政治<br>團體數<br>(1)<br>National<br>Political<br>Associations |
| 6.68                                     | 6.32  | 2.30   | 368  | 7,839                  | 247                                | 44   |
| 7.00                                     | 6.38  | 2.27   | 368  | 7,851                  | 259                                | 46   |
| 6.98                                     | 6.58  | 2.28   | 368  | 7,851                  | 287                                | 47   |
| 7.33                                     | 6.29  | 2.29   | 368  | 7,851                  | 305                                | 48   |
| 7.27                                     | 5.86  | 2.31   | 368  | 7,851                  | 328                                | 50   |
| 7.33                                     | 5.74  | 2.31   | 368  | 7,760                  | 290                                | 49   |
| 7.47                                     | 5.70  | 2.31   | 368  | 7,760                  | 291                                | 45   |
| 7.34                                     | 5.16  | 2.19   | 368  | 7,760                  | 127                                | —  |
| 7.83                                     | 4.88  | 2.04   | 368  | 7,734                  | 112                                | —  |
| 0.62                                     | 0.48  | 0.17   | 368  | 7,734                  | 127                                | —  |
| 0.66                                     | 0.46  | 0.18   | 368  | 7,734                  | 127                                | —  |
| 0.67                                     | 0.56  | 0.19   | 368  | 7,734                  | 112                                | —  |
| <b>7.38</b>                              | <b>4.15</b>                                     | <b>1.80</b>                                    | <b>368</b>   | <b>7,748</b>           | <b>81</b>                          | <b>—</b>   |
| 0.68                                     | 0.48  | 0.17   | 368  | 7,734                  | 113                                | —  |
| 0.64                                     | 0.37  | 0.14   | 368  | 7,734                  | 112                                | —  |
| 0.78                                     | 0.45  | 0.21   | 368  | 7,746                  | 81                                 | —  |
| 0.63                                     | 0.28  | 0.17   | 368  | 7,746                  | 81                                 | —  |
| 0.75                                     | 0.67  | 0.17   | 368  | 7,748                  | 80                                 | —  |
| 0.91                                     | 0.39  | 0.18   | 368  | 7,747                  | 80                                 | —  |
| 0.79                                     | 0.40  | 0.19   | 368  | 7,748                  | 80                                 | —  |
| 0.77                                     | 0.19  | 0.21   | 368  | 7,748                  | 79                                 | —  |
| 0.71                                     | 0.50  | 0.19   | 368  | 7,748                  | 80                                 | —  |
| 0.74                                     | 0.43  | 0.18   | 368  | 7,748                  | 81                                 | —  |
| 0.03                                     | -0.07   | -0.01  | —  | —                      | 1.25                               | --   |
| 0.12                                     | -0.05   | 0.00   | —  | 0.18                   | -36.22                             | --   |

Note: (1)The data refers to End of Year(Month).

表1. 內政統計指標(續1)

| 年(月)別<br>Year(Month)             | 合作事業及人民團體<br>Cooperative and Civil Associations |   |                                 |   |   |
|----------------------------------|---|---|---------------------------------|---|---|
|                                  | 合作事業社(場)數<br>(1)<br>No. of Cooperatives         | 合作事業社(場)員數<br>(1)<br>No. of Cooperative Members |                                 | 全國性職業團體數<br>(1)<br>National Occupational Associations | 全國性社會團體數<br>(1)<br>National Social Associations |
|                                  |   | 個人社員(人)<br>Individual Member (Persons)          | 法人社員(個)<br>No. of Legal Persons |   |   |
| 一〇二年 2013                        | 4,533   | 2,496,537                                       | 5,635                           | 325   | 11,750  |
| 一〇三年 2014                        | 4,460   | 2,345,235                                       | 5,441                           | 332   | 12,363  |
| 一〇四年 2015                        | 4,324   | 2,211,438                                       | 5,346                           | 340   | 14,371  |
| 一〇五年 2016                        | 4,260   | 2,130,344                                       | 4,994                           | 350   | 15,539  |
| 一〇六年 2017                        | 4,111   | 2,081,936                                       | 4,976                           | 354   | 16,277  |
| 一〇七年 2018                        | 4,004   | 1,999,715                                       | 5,096                           | 359   | 17,892  |
| 一〇八年 2019                        | 3,867   | 1,970,339                                       | 4,746                           | 366   | 19,439  |
| 一〇九年 2020                        | 3,937   | 1,851,860                                       | 4,723                           | 369   | 20,836  |
| 一一〇年 2021                        | 3,885   | 1,870,374                                       | 4,729                           | 371   | 21,974  |
| 十月 Oct.                          |   |   |                                 |   |   |
| 十一月 Nov.                         |   |   |                                 |   |   |
| 十二月 Dec.                         | 3,885   | 1,870,374                                       | 4,729                           | 371   | 21,974  |
| <b>一一一年 2022</b>                 |   |   |                                 |   |   |
| 一月 Jan.                          |   |   |                                 |   |   |
| 二月 Feb.                          |   |   |                                 |   |   |
| 三月 Mar.                          |   |   |                                 |   |   |
| 四月 Apr.                          |   |   |                                 |   |   |
| 五月 May                           |   |   |                                 |   |   |
| 六月 June                          | 3,853   | 1,768,856                                       | 4,617                           | 375   | 22,261  |
| 七月 July                          |   |   |                                 |   |   |
| 八月 Aug.                          |   |   |                                 |   |   |
| 九月 Sept.                         |   |   |                                 |   |   |
| 十月 Oct.                          |   |   |                                 |   |   |
| 較上月增減(%)<br>VS. with Last Month  | -0.82   | -5.43   | -2.37                           | 1.08  | 1.31  |
| 較上年同月增減(%)<br>VS. with Last Year | -1.66   | -6.82   | -2.47                           | 1.35  | 3.90  |

TABLE 1. STATISTICAL INDICATORS OF INTERIOR (CONT. 1)

| 地政<br>Land Administration                                    |   |  |  | 消防<br>Fire  |   |  |
|--|---|--|--|---|---|--|
| 土地所有權第一次登記(筆)<br>Initial Land Ownership Registration (Plots) | 土地標示變更、移轉、他項權利筆數(千筆)<br>Change, Transfer & Others of Land (1,000 Plots) | 建物第一次登記(千棟)<br>Building Registration (1,000 Buildings) | 建物標示變更、移轉、他項權利棟數(千棟)<br>Change, Transfer & Others of Buildings (1,000 Buildings) | 消防安全巡察列管數(家)<br>Supervision of Safety Installation (Houses) | 消防安全檢查件次(件次)<br>Inspection of Safety Installation (Cases) | 消防安全檢查合格率(%)<br>Qualified Cases of Inspection of Safety Installation |
| 9,687  | 3,674   | 111  | 1,843  | 197,984   | 335,436   | 86.86  |
| 11,872   | 3,551   | 116  | 1,755  | 189,296   | 325,367   | 86.03  |
| 13,413   | 3,404   | 127  | 1,708  | 211,200   | 317,309   | 85.29  |
| 13,131   | 3,007   | 122  | 1,578  | 212,618   | 294,264   | 85.65  |
| 10,913   | 3,116   | 110  | 1,642  | 217,989   | 298,220   | 86.90  |
| 10,863   | 3,269   | 117  | 1,703  | 225,836   | 290,527   | 88.28  |
| 10,267   | 3,278   | 119  | 1,713  | 231,039   | 313,890   | 86.56  |
| 8,796  | 3,799   | 117  | 1,906  | 240,209   | 313,959   | 86.65  |
| 6,882  | 3,676   | 126  | 1,758  | 245,498   | 267,624   | 87.59  |
| 559  | 282   | 9  | 145  | 243,982   | 26,774  | 84.76  |
| 636  | 332   | 12   | 162  | 244,999   | 29,827  | 85.52  |
| 4,031  | 432   | 13   | 199  | 245,498   | 35,994  | 88.56  |
| <b>4,660</b>   | <b>2,874</b>  | <b>104</b>   | <b>1,418</b>   | <b>256,442</b>  | <b>221,914</b>  | <b>87.27</b>   |
| 1,473  | 319   | 9  | 160  | 245,838   | 23,452  | 85.33  |
| 302  | 194   | 11   | 96   | 246,844   | 15,460  | 84.63  |
| 127  | 327   | 12   | 167  | 247,717   | 24,415  | 86.00  |
| 133  | 286   | 9  | 149  | 248,790   | 21,972  | 86.49  |
| 144  | 311   | 10   | 150  | 250,228   | 18,591  | 88.89  |
| 117  | 290   | 11   | 146  | 251,619   | 22,174  | 87.71  |
| 119  | 277   | 12   | 139  | 252,157   | 31,266  | 91.34  |
| 119  | 294   | 8  | 144  | 253,922   | 22,998  | 89.90  |
| 441  | 262   | 12   | 130  | 255,228   | 19,340  | 88.35  |
| 1,685  | 313   | 9  | 138  | 256,442   | 22,246  | 82.10  |
| 282.09   | 19.07   | -23.69   | 6.40   | 0.48  | 15.03   | -6.24  |
| 201.43   | 10.64   | 5.79   | -4.76  | 5.11  | -16.91  | -2.65  |

表1. 內政統計指標(續2完)

| 年(月)別<br>Year(Month)             | Fire Fighting                                   |  |  |  | 移民 Immigration  |   |   |  |
|----------------------------------|---|--|--|--|---|---|---|--|
|                                  | 火災發生<br>次數<br>(次)<br>No. of<br>Fires<br>(Times) | 火災被<br>毀損房屋<br>(間)<br>Burn-out<br>&<br>Damaged<br>Houses<br>(Houses) | 火災<br>死傷人數<br>(人)<br>Death &<br>Injured<br>Casualties<br>(Persons) | 消防急救<br>送醫人次<br>(人次)<br>Persons<br>Rescued in<br>Emergency<br>(Person-<br>Times) | 出境人數<br>(千人次)<br>Exit<br>Persons<br>(1,000<br>Person-<br>Times) | 合法居留<br>外僑人數<br>(千人)<br>(1)<br>Foreign<br>Residents<br>(1,000<br>Persons) | 刑案<br>發生件數<br>(千件)<br>Offenses<br>Known to<br>Police<br>(1,000 Cases) | 刑案<br>發生件數<br>(當期)<br>(千件)<br>Offenses<br>Known to<br>Police in the<br>Current Period<br>(1,000 Cases) |
| 一〇二年 2013                        | 1,451   | 1,204  | 281  | 826,839  | 18,960  | 525.1   | 299.0   | 257.7  |
| 一〇三年 2014                        | 1,417   | 1,263  | 368  | 878,849  | 21,615  | 629.6   | 306.3   | 266.5  |
| 一〇四年 2015                        | 1,704   | 1,477  | 850  | 891,562  | 23,542  | 637.8   | 297.8   | 257.0  |
| 一〇五年 2016                        | 1,856   | 1,568  | 430  | 906,603  | 25,217  | 671.4   | 294.8   | 254.8  |
| 一〇六年 2017                        | 30,464  | 5,614  | 480  | 891,508  | 26,307  | 717.7   | 293.5   | 252.9  |
| 一〇七年 2018                        | 27,922  | 5,302  | 463  | 897,081  | 27,640  | 758.6   | 284.5   | 239.3  |
| 一〇八年 2019                        | 22,866  | 4,339  | 628  | 905,951  | 28,940  | 785.3   | 268.3   | 223.6  |
| 一〇九年 2020                        | 22,248  | 4,011  | 625  | 891,117  | 3,895   | 797.1   | 259.7   | 214.1  |
| 一一〇年 2021                        | 21,684  | 4,206  | 496  | 881,766  | 544   | 752.9   | 243.1   | 195.7  |
| 十月 Oct.                          | 1,409   | 520  | 126  | 77,076   | 38  | 760.7   | 21.1  | 6.8  |
| 十一月 Nov.                         | 1,355   | 287  | 21   | 77,283   | 35  | 759.1   | 22.1  | 6.9  |
| 十二月 Dec.                         | 1,601   | 372  | 45   | 82,346   | 45  | 752.9   | 20.9  | 6.4  |
| <b>一一一年 2022</b>                 | <b>13,249</b>                                   | <b>3,296</b>   | <b>273</b>   | <b>857,047</b>   | <b>1,162</b>  | <b>796.0</b>  | <b>219.9</b>  | <b>167.3</b>   |
| 一月 Jan.                          | 1,482   | 428  | 32   | 82,716   | 44  | 745.6   | 19.7  | 6.9  |
| 二月 Feb.                          | 1,182   | 325  | 19   | 71,772   | 73  | 741.1   | 17.2  | 5.1  |
| 三月 Mar.                          | 2,005   | 376  | 46   | 79,550   | 65  | 735.9   | 22.5  | 7.5  |
| 四月 Apr.                          | 1,689   | 302  | 14   | 84,793   | 63  | 738.7   | 21.7  | 6.3  |
| 五月 May                           | 877   | 308  | 14   | 94,602   | 70  | 747.6   | 26.6  | 5.3  |
| 六月 June                          | 975   | 318  | 44   | 91,297   | 107   | 746.7   | 19.7  | 5.7  |
| 七月 July                          | 1,312   | 326  | 24   | 88,176   | 152   | 747.6   | 24.8  | 7.1  |
| 八月 Aug.                          | 1,271   | 312  | 24   | 84,344   | 176   | 765.8   | 24.0  | 6.8  |
| 九月 Sept.                         | 1,116   | 302  | 29   | 87,478   | 169   | 783.7   | 21.1  | 5.8  |
| 十月 Oct.                          | 1,340   | 299  | 27   | 92,319   | 243   | 796.0   | 22.7  | 6.5  |
| 較上月增減(%)<br>VS. with Last Month  | 20.07   | -0.99  | -6.90  | 5.53   | 43.67   | 1.58  | 7.62  | 13.80  |
| 較上年同月增減(%)<br>VS. with Last Year | -4.90   | -42.50   | -78.57   | 19.78  | 532.81  | 4.65  | 7.70  | -4.16  |

說明：「刑案發生件數(當期)」不含逾月補報數，年累計則含當年逾月補報數，故各月加總不等於年累計數。

TABLE 1. STATISTICAL INDICATORS OF INTERIOR (END)

| 警政 Police Administration   |  |  |  | 營建 Construction & Planning                                       |   |  |
|--|--|--|--|--|---|--|
| 破獲嫌疑<br>犯人<br>(千人)<br>Offenders<br>Cleared<br>(1,000<br>Persons) | 少年<br>嫌疑犯<br>人數<br>(千人)<br>Juvenile<br>Offenders<br>(1,000<br>Persons) | 處理<br>集會遊行<br>(件)<br>No. of<br>Assembly<br>and Parade<br>(Cases) | 處理<br>經濟案件<br>(件)<br>Economic<br>Frauds<br>(Cases) | 核發建築<br>物建造執<br>照件數<br>(件)<br>Construction<br>License<br>(Cases) | 核發建築<br>物使用執<br>照件數<br>(件)<br>Usage<br>License<br>(Cases) | 核發建築<br>物拆除執<br>照件數<br>(件)<br>Demolition<br>License<br>(Cases) |
| 255.3  | 12.0   | 2,365  | 10,293   | 33,531   | 28,014  | 2,882  |
| 261.6  | 11.0   | 14,751   | 8,310  | 31,994   | 28,806  | 2,668  |
| 269.3  | 11.0   | 5,786  | 8,428  | 27,643   | 28,837  | 2,392  |
| 272.8  | 9.8  | 4,967  | 7,203  | 22,511   | 23,552  | 2,379  |
| 287.3  | 10.5   | 3,908  | 7,020  | 25,035   | 22,506  | 2,403  |
| 291.6  | 8.9  | 27,134   | 6,900  | 27,344   | 22,860  | 2,496  |
| 277.7  | 9.4  | 7,288  | 7,748  | 27,143   | 22,026  | 2,550  |
| 281.8  | 10.2   | 5,389  | 11,157   | 25,980   | 22,370  | 2,765  |
| 265.2  | 9.6  | 5,426  | 10,255   | 26,089   | 22,486  | 2,793  |
| 23.5   | 0.8  | 402  | 928  | 1,772  | 1,790   | 232  |
| 25.6   | 0.8  | 1,155  | 1,103  | 2,214  | 1,876   | 222  |
| 22.4   | 0.8  | 1,520  | 854  | 2,207  | 2,224   | 266  |
| <b>240.3</b>   | <b>8.1</b>   | <b>9,782</b>   | <b>11,322</b>                                      | <b>19,480</b>  | <b>17,341</b>   | <b>2,082</b>   |
| 22.0   | 0.8  | 306  | 1,073  | 2,138  | 2,237   | 271  |
| 19.6   | 0.7  | 226  | 952  | 1,265  | 1,010   | 120  |
| 25.0   | 0.8  | 344  | 1,254  | 2,223  | 1,869   | 247  |
| 23.2   | 0.8  | 230  | 1,067  | 2,032  | 1,540   | 202  |
| 27.0   | 1.0  | 279  | 1,255  | 2,193  | 1,669   | 209  |
| 22.0   | 0.7  | 215  | 961  | 2,109  | 1,733   | 229  |
| 26.0   | 0.9  | 310  | 1,271  | 1,743  | 1,699   | 214  |
| 26.8   | 1.0  | 471  | 1,345  | 2,178  | 1,951   | 204  |
| 23.3   | 0.7  | 1,225  | 1,048  | 1,695  | 1,752   | 169  |
| 25.5   | 0.8  | 6,176  | 1,096  | 1,904  | 1,881   | 217  |
| 9.42   | 24.93  | 404.16   | 4.58   | 12.33  | 7.36  | 28.40  |
| 8.68   | 5.68   | 1,436.32   | 18.10  | 7.45   | 5.08  | -6.47  |

Note: "Offenses Known to the Police in the Current Period" do not include the number of overdue reported cases in the previous months. Annual accumulation data for each year includes the number of overdue reported cases in the given year, the sum of each month does not equal to the annual accumulation.

表2. 村里鄰戶數暨現住人口—按月別分

TABLE 2. NUMBER OF VILLAGES, NEIGHBORHOODS, HOUSEHOLDS AND RESIDENT POPULATION - BY MONTH

| 年(月)底別                           | 土地面積<br>(平方公里)             | 鄉鎮市區數                               | 村里數          | 編組鄰數                            | 戶數               |
|----------------------------------|----------------------------|-------------------------------------|--------------|---------------------------------|------------------|
| End of Year (Month)              | Area<br>(Km <sup>2</sup> ) | Townships,<br>Cities &<br>Districts | Villages     | Organized<br>Neighbor-<br>hoods | Households       |
| 一〇二年 2013                        | 36,192.8155                | 368                                 | 7,839        | 148,587                         | 8,286,260        |
| 一〇三年 2014                        | 36,192.8155                | 368                                 | 7,851        | 148,640                         | 8,382,699        |
| 一〇四年 2015                        | 36,197.0669                | 368                                 | 7,851        | 148,400                         | 8,468,978        |
| 一〇五年 2016                        | 36,197.0669                | 368                                 | 7,851        | 148,234                         | 8,561,383        |
| 一〇六年 2017                        | 36,197.0669                | 368                                 | 7,851        | 148,391                         | 8,649,000        |
| 一〇七年 2018                        | 36,197.0669                | 368                                 | 7,760        | 143,574                         | 8,734,477        |
| 一〇八年 2019                        | 36,197.0669                | 368                                 | 7,760        | 143,647                         | 8,832,745        |
| 一〇九年 2020                        | 36,197.0669                | 368                                 | 7,760        | 143,747                         | 8,933,814        |
| 一一〇年 2021                        | 36,197.0669                | 368                                 | 7,734        | 143,204                         | 9,006,580        |
| 十月 Oct.                          | 36,197.0669                | 368                                 | 7,734        | 143,221                         | 9,004,383        |
| 十一月 Nov.                         | 36,197.0669                | 368                                 | 7,734        | 143,221                         | 9,006,260        |
| 十二月 Dec.                         | 36,197.0669                | 368                                 | 7,734        | 143,204                         | 9,006,580        |
| <b>一一一年 2022</b>                 | <b>36,197.0669</b>         | <b>368</b>                          | <b>7,748</b> | <b>143,342</b>                  | <b>9,068,488</b> |
| 一月 Jan.                          | 36,197.0669                | 368                                 | 7,734        | 143,232                         | 9,005,752        |
| 二月 Feb.                          | 36,197.0669                | 368                                 | 7,734        | 143,232                         | 9,005,454        |
| 三月 Mar.                          | 36,197.0669                | 368                                 | 7,746        | 143,288                         | 9,004,145        |
| 四月 Apr.                          | 36,197.0669                | 368                                 | 7,746        | 143,288                         | 9,002,584        |
| 五月 May                           | 36,197.0669                | 368                                 | 7,748        | 143,309                         | 9,008,300        |
| 六月 June                          | 36,197.0669                | 368                                 | 7,747        | 143,316                         | 9,014,700        |
| 七月 July                          | 36,197.0669                | 368                                 | 7,748        | 143,339                         | 9,026,456        |
| 八月 Aug.                          | 36,197.0669                | 368                                 | 7,748        | 143,342                         | 9,042,909        |
| 九月 Sept.                         | 36,197.0669                | 368                                 | 7,748        | 143,342                         | 9,062,527        |
| 十月 Oct.                          | 36,197.0669                | 368                                 | 7,748        | 143,342                         | 9,068,488        |
| 較上月增減(%)<br>VS. with Last Month  | —                          | —                                   | —            | —                               | 0.07             |
| 較上年同月增減(%)<br>VS. with Last Year | —                          | —                                   | 0.18         | 0.26                            | 0.71             |

資料來源：本部戶政司。  
 說明：1. 104年4月高雄小港區配合高雄港洲際貨櫃中心第二期工程計畫填築用地擴大，面積增加4.2365平方公里。  
 2. 104年12月南沙太平島交通基礎整理工程竣工，增加面積0.0149平方公里。

| 人口數 (人)           |                                | Population (Persons) |                   | 性比例<br>(每百女子<br>所當男子數)<br>Sex<br>Ratio<br>(Female=100) | 戶量<br>(人/戶)<br>Mean Size<br>of Households<br>(Persons/<br>Household) | 人口密度<br>(人/平方公里)<br>Population<br>Density<br>(Persons per<br>Km <sup>2</sup> ) |
|-------------------|--------------------------------|----------------------|-------------------|--|--|--|
| 合計<br>Total       | 增加率<br>Increase Rate<br>(o/oo) | 男性<br>Male           | 女性<br>Female      |  |  |  |
| 人數<br>Persons     |                                |                      |                   |  |  |  |
| 23,373,517        | 2.47                           | 11,684,674           | 11,688,843        | 99.96  | 2.82   | 645.81   |
| 23,433,753        | 2.58                           | 11,697,971           | 11,735,782        | 99.68  | 2.80   | 647.47   |
| 23,492,074        | 2.49                           | 11,712,047           | 11,780,027        | 99.42  | 2.77   | 649.00   |
| 23,539,816        | 2.03                           | 11,719,270           | 11,820,546        | 99.14  | 2.75   | 650.32   |
| 23,571,227        | 1.33                           | 11,719,580           | 11,851,647        | 98.89  | 2.73   | 651.19   |
| 23,588,932        | 0.75                           | 11,712,913           | 11,876,019        | 98.63  | 2.70   | 651.68   |
| 23,603,121        | 0.60                           | 11,705,186           | 11,897,935        | 98.38  | 2.67   | 652.07   |
| 23,561,236        | -1.77                          | 11,673,765           | 11,887,471        | 98.20  | 2.64   | 650.92   |
| 23,375,314        | -7.89                          | 11,578,696           | 11,796,618        | 98.15  | 2.60   | 645.78   |
| 23,413,879        | -0.73                          | 11,598,148           | 11,815,731        | 98.16  | 2.60   | 646.84   |
| 23,394,787        | -0.82                          | 11,588,574           | 11,806,213        | 98.16  | 2.60   | 646.32   |
| 23,375,314        | -0.83                          | 11,578,696           | 11,796,618        | 98.15  | 2.60   | 645.78   |
| <b>23,212,056</b> | <b>-6.98</b>                   | <b>11,480,153</b>    | <b>11,731,903</b> | <b>97.85</b>   | <b>2.56</b>  | <b>641.27</b>  |
| 23,349,666        | -1.10                          | 11,565,761           | 11,783,905        | 98.15  | 2.59   | 645.07   |
| 23,319,776        | -1.28                          | 11,550,791           | 11,768,985        | 98.15  | 2.59   | 644.24   |
| 23,268,991        | -2.18                          | 11,523,301           | 11,745,690        | 98.11  | 2.58   | 642.84   |
| 23,215,015        | -2.32                          | 11,493,738           | 11,721,277        | 98.06  | 2.58   | 641.35   |
| 23,196,178        | -0.81                          | 11,482,441           | 11,713,737        | 98.03  | 2.57   | 640.83   |
| 23,186,278        | -0.43                          | 11,475,116           | 11,711,162        | 97.98  | 2.57   | 640.56   |
| 23,190,064        | 0.16                           | 11,475,027           | 11,715,037        | 97.95  | 2.57   | 640.66   |
| 23,194,554        | 0.19                           | 11,475,623           | 11,718,931        | 97.92  | 2.56   | 640.79   |
| 23,198,133        | 0.15                           | 11,475,695           | 11,722,438        | 97.90  | 2.56   | 640.88   |
| 23,212,056        | 0.60                           | 11,480,153           | 11,731,903        | 97.85  | 2.56   | 641.27   |
| 0.06              | 0.45                           | 0.04                 | 0.08              | -0.04  | -0.00  | 0.38   |
| -0.86             | 1.33                           | -1.02                | -0.71             | -0.30  | -0.04  | -5.58  |

Source: Dept. of Household Registration, MOI  
 Note: 1. The area of Kaohsiung increased 4.2365 square kilometers because the Siaogang District reclaimed land from the sea for the area expansion of the Intercontinental Container Terminal Project-Phase 2 in the Port of Kaohsiung in Apr. 2015.  
 2. The area of Nansha Island has increased 0.0149 square kilometers because Taiping Island's transport infrastructure renovation project is completed in Dec., 2015.

表3. 村里鄰戶數暨現住人口—按區域別分

| 區域別                         | 土地面積<br>(平方公里)             | 鄉鎮市區數                               | 村里數      | 編組鄰數                            | 戶數         |
|-----------------------------|----------------------------|-------------------------------------|----------|---------------------------------|------------|
| Locality                    | Area<br>(Km <sup>2</sup> ) | Townships,<br>Cities &<br>Districts | Villages | Organized<br>Neighbor-<br>hoods | Households |
| 一一年十月底<br>End of Oct., 2022 | 36,197.0669                | 368                                 | 7,748    | 143,342                         | 9,068,488  |
| 新 北 市 New Taipei City       | 2,052.5667                 | 29                                  | 1,032    | 22,381                          | 1,634,197  |
| 臺 北 市 Taipei City           | 271.7997                   | 12                                  | 456      | 9,622                           | 1,047,269  |
| 桃 園 市 Taoyuan City          | 1,220.9540                 | 13                                  | 516      | 11,963                          | 875,393    |
| 臺 中 市 Taichung City         | 2,214.8968                 | 29                                  | 625      | 12,524                          | 1,030,250  |
| 臺 南 市 Tainan City           | 2,191.6531                 | 37                                  | 649      | 9,661                           | 715,454    |
| 高 雄 市 Kaohsiung City        | 2,951.8524                 | 38                                  | 890      | 17,342                          | 1,134,928  |
| 臺 灣 省 Taiwan Prov.          | 25,110.0037                | 200                                 | 3,521    | 58,913                          | 2,584,488  |
| 宜蘭縣 Yilan C.                | 2,143.6251                 | 12                                  | 233      | 3,671                           | 175,804    |
| 新竹縣 Hsinchu C.              | 1,427.5369                 | 13                                  | 192      | 3,356                           | 214,462    |
| 苗栗縣 Miaoli C.               | 1,820.3149                 | 18                                  | 275      | 4,736                           | 196,839    |
| 彰化縣 Changhua C.             | 1,074.3960                 | 26                                  | 591      | 9,252                           | 401,971    |
| 南投縣 Nantou C.               | 4,106.4360                 | 13                                  | 263      | 4,283                           | 179,873    |
| 雲林縣 Yunlin C.               | 1,290.8326                 | 20                                  | 392      | 6,529                           | 245,387    |
| 嘉義縣 Chiayi C.               | 1,903.6367                 | 18                                  | 357      | 5,409                           | 185,441    |
| 屏東縣 Pingtung C.             | 2,775.6003                 | 33                                  | 443      | 7,172                           | 294,879    |
| 臺東縣 Taitung C.              | 3,515.2526                 | 16                                  | 139      | 2,395                           | 84,264     |
| 花蓮縣 Hualien C.              | 4,628.5714                 | 13                                  | 177      | 3,715                           | 128,062    |
| 澎湖縣 Penghu C.               | 126.8641                   | 6                                   | 96       | 1,407                           | 42,685     |
| 基隆市 Keelung City            | 132.7589                   | 7                                   | 157      | 3,332                           | 157,031    |
| 新竹市 Hsinchu City            | 104.1526                   | 3                                   | 122      | 2,230                           | 175,599    |
| 嘉義市 Chiayi City             | 60.0256                    | 2                                   | 84       | 1,426                           | 102,191    |
| 福 建 省 Fuchien Prov.         | 180.4560                   | 10                                  | 59       | 936                             | 46,509     |
| 金門縣 Kinmen C.               | 151.6560                   | 6                                   | 37       | 799                             | 42,901     |
| 連江縣 Lienchiang C.           | 28.8000                    | 4                                   | 22       | 137                             | 3,608      |
| 東沙群島 Dongsha Islands        | 2.3800                     | —                                   | —        | —                               | —          |
| 南沙群島 Nansha Islands         | 0.5045                     | —                                   | —        | —                               | —          |

資料來源：本部戶政司。

說明：96年12月起，土地面積包含東沙群島東沙島及南沙群島太平島，由高雄市代管；其設籍人口截至111年10月底有4戶4人(男3人、女1人)，列於高雄市統計。

TABLE 3. NUMBER OF VILLAGES, NEIGHBORHOODS, HOUSEHOLDS AND RESIDENT POPULATION - BY LOCALITY

| 人 口 數 (人)      |   | Population (Persons) |               | 性比例<br>(每百女子<br>所當男子數)<br>Sex<br>Ratio<br>(Female=100) | 戶 量<br>(人/戶)<br>Mean Size<br>of Households<br>(Persons/<br>Household) | 人口密度<br>(人/平方公里)<br>Population<br>Density<br>(Persons per<br>Km <sup>2</sup> ) |
|----------------|---|----------------------|---------------|--|---|--|
| 合 計 Total      |   | 男 性<br>Male          | 女 性<br>Female |  |   |  |
| 人 數<br>Persons | 占總人口比率<br>Proportion<br>of Persons<br>(%) |                      |               |  |   |  |
| 23,212,056     | 100.00                                    | 11,480,153           | 11,731,903    | 97.85  | 2.56  | 641.27   |
| 3,982,363      | 17.16                                     | 1,941,647            | 2,040,716     | 95.15  | 2.44  | 1,940.19   |
| 2,465,610      | 10.62                                     | 1,171,422            | 1,294,188     | 90.51  | 2.35  | 9,071.42   |
| 2,273,968      | 9.80                                      | 1,123,713            | 1,150,255     | 97.69  | 2.60  | 1,862.45   |
| 2,806,458      | 12.09                                     | 1,375,190            | 1,431,268     | 96.08  | 2.72  | 1,267.08   |
| 1,850,955      | 7.97                                      | 920,555              | 930,400       | 98.94  | 2.59  | 844.55   |
| 2,723,495      | 11.73                                     | 1,340,095            | 1,383,400     | 96.87  | 2.40  | 922.64   |
| 6,954,293      | 29.96                                     | 3,529,557            | 3,424,736     | 103.06   | 2.69  | 276.95   |
| 449,012        | 1.93                                      | 225,753              | 223,259       | 101.12   | 2.55  | 209.46   |
| 578,949        | 2.49                                      | 295,272              | 283,677       | 104.09   | 2.70  | 405.56   |
| 535,149        | 2.31                                      | 275,648              | 259,501       | 106.22   | 2.72  | 293.99   |
| 1,245,445      | 5.37                                      | 631,753              | 613,692       | 102.94   | 3.10  | 1,159.20   |
| 479,889        | 2.07                                      | 244,825              | 235,064       | 104.15   | 2.67  | 116.86   |
| 664,604        | 2.86                                      | 343,185              | 321,419       | 106.77   | 2.71  | 514.86   |
| 488,920        | 2.11                                      | 253,343              | 235,577       | 107.54   | 2.64  | 256.83   |
| 798,965        | 3.44                                      | 406,116              | 392,849       | 103.38   | 2.71  | 287.85   |
| 212,712        | 0.92                                      | 108,840              | 103,872       | 104.78   | 2.52  | 60.51  |
| 318,849        | 1.37                                      | 160,823              | 158,026       | 101.77   | 2.49  | 68.89  |
| 106,891        | 0.46                                      | 54,907               | 51,984        | 105.62   | 2.50  | 842.56   |
| 361,114        | 1.56                                      | 179,886              | 181,228       | 99.26  | 2.30  | 2,720.07   |
| 451,203        | 1.94                                      | 222,731              | 228,472       | 97.49  | 2.57  | 4,332.13   |
| 262,591        | 1.13                                      | 126,475              | 136,116       | 92.92  | 2.57  | 4,374.65   |
| 154,914        | 0.67                                      | 77,974               | 76,940        | 101.34   | 3.33  | 858.46   |
| 140,938        | 0.61                                      | 69,894               | 71,044        | 98.38  | 3.29  | 929.33   |
| 13,976         | 0.06                                      | 8,080                | 5,896         | 137.04   | 3.87  | 485.28   |
| —              | —   | —                    | —             | --   | --  | —  |
| —              | —   | —                    | —             | --   | --  | —  |

Source : Dept. of Household Registration, MOI.

Note : The total area has contained the area of Dongsha and Taiping Islands which are temporarily administered by Kaohsiung City since Dec.,2007, the area is not included in the area of Kaohsiung, 4 households and 3 males, 1 females (End of Oct., 2022) are included in Kaohsiung City.

表4. 現住人口動態登記－按月別分

單位：人

| 年(月)別<br>Year (Month)            | 出生 Births         |                              |               |               | 死亡 Deaths         |                              |               |               |
|----------------------------------|-------------------|------------------------------|---------------|---------------|-------------------|------------------------------|---------------|---------------|
|                                  | 合計 Total          |                              | 男性 Male       | 女性 Female     | 合計 Total          |                              | 男性 Male       | 女性 Female     |
|                                  | 出生數 No. of Births | 粗出生率 Crude Birth Rate (o/oo) |               |               | 死亡數 No. of Deaths | 粗死亡率 Crude Death Rate (o/oo) |               |               |
| 一〇二年 2013                        | 199,113           | 8.53                         | 103,120       | 95,993        | 155,908           | 6.68                         | 94,505        | 61,403        |
| 一〇三年 2014                        | 210,383           | 8.99                         | 108,817       | 101,566       | 163,929           | 7.00                         | 98,733        | 65,196        |
| 一〇四年 2015                        | 213,598           | 9.10                         | 111,041       | 102,557       | 163,858           | 6.98                         | 98,580        | 65,278        |
| 一〇五年 2016                        | 208,440           | 8.86                         | 108,133       | 100,307       | 172,405           | 7.33                         | 103,144       | 69,261        |
| 一〇六年 2017                        | 193,844           | 8.23                         | 100,477       | 93,367        | 171,242           | 7.27                         | 101,555       | 69,687        |
| 一〇七年 2018                        | 181,601           | 7.70                         | 93,876        | 87,725        | 172,784           | 7.33                         | 101,931       | 70,853        |
| 一〇八年 2019                        | 177,767           | 7.53                         | 92,237        | 85,530        | 176,296           | 7.47                         | 103,720       | 72,576        |
| 一〇九年 2020                        | 165,249           | 7.01                         | 85,704        | 79,545        | 173,156           | 7.34                         | 101,468       | 71,688        |
| 一一〇年 2021                        | 153,820           | 6.55                         | 79,513        | 74,307        | 183,732           | 7.83                         | 106,877       | 76,855        |
| 十月 Oct.                          | 13,166            | 0.56                         | 6,748         | 6,418         | 14,415            | 0.62                         | 8,371         | 6,044         |
| 十一月 Nov.                         | 14,057            | 0.60                         | 7,328         | 6,729         | 15,560            | 0.66                         | 9,041         | 6,519         |
| 十二月 Dec.                         | 14,127            | 0.60                         | 7,337         | 6,790         | 15,739            | 0.67                         | 9,233         | 6,506         |
| <b>一一一年 2022</b>                 | <b>114,460</b>    | <b>4.91</b>                  | <b>59,571</b> | <b>54,889</b> | <b>171,826</b>    | <b>7.38</b>                  | <b>99,533</b> | <b>72,293</b> |
| 一月 Jan.                          | 13,137            | 0.56                         | 6,878         | 6,259         | 15,954            | 0.68                         | 9,342         | 6,612         |
| 二月 Feb.                          | 9,617             | 0.41                         | 4,941         | 4,676         | 14,887            | 0.64                         | 8,666         | 6,221         |
| 三月 Mar.                          | 12,788            | 0.55                         | 6,672         | 6,116         | 18,239            | 0.78                         | 10,624        | 7,615         |
| 四月 Apr.                          | 11,222            | 0.48                         | 5,808         | 5,414         | 14,655            | 0.63                         | 8,554         | 6,101         |
| 五月 May                           | 9,442             | 0.41                         | 4,897         | 4,545         | 17,409            | 0.75                         | 9,997         | 7,412         |
| 六月 June                          | 10,943            | 0.47                         | 5,677         | 5,266         | 21,033            | 0.91                         | 12,152        | 8,881         |
| 七月 July                          | 10,950            | 0.47                         | 5,813         | 5,137         | 18,215            | 0.79                         | 10,505        | 7,710         |
| 八月 Aug.                          | 11,902            | 0.51                         | 6,218         | 5,684         | 17,830            | 0.77                         | 10,333        | 7,497         |
| 九月 Sept.                         | 12,217            | 0.53                         | 6,322         | 5,895         | 16,505            | 0.71                         | 9,540         | 6,965         |
| 十月 Oct.                          | 12,242            | 0.53                         | 6,345         | 5,897         | 17,099            | 0.74                         | 9,820         | 7,279         |
| 較上月增減(%)<br>VS. with Last Month  | 0.20              | 0.00                         | 0.36          | 0.03          | 3.60              | 0.03                         | 2.94          | 4.51          |
| 較上年同月增減(%)<br>VS. with Last Year | -7.02             | -0.03                        | -5.97         | -8.12         | 18.62             | 0.12                         | 17.31         | 20.43         |

資料來源：本部戶政司。

說明：1. 自108年5月24日起，結婚及離婚(終止結婚)對數包含相同性別登記之數據。  
2. 自然增加率=(出生人數-死亡人數)÷期中人口數×1,000。  
3. 社會增加率=(遷入人口數-遷出人口數)÷期中人口數×1,000。  
4. 總增加率=自然增加率+社會增加率。

TABLE 4. MOBILITY STATUS OF RESIDENT POPULATION - BY MONTH

Unit: Persons

| 自然增加<br>Natural Increase |                             | 社會增加<br>Social Increase |                             | 總增加<br>Total Increase  |                              | 結婚<br>Marriage       |  | 離婚/終止結婚<br>Divorce/Terminated Marriages |   |
|--------------------------|-----------------------------|-------------------------|-----------------------------|------------------------|------------------------------|----------------------|--|---|---|
| 增加數<br>No. of Increase   | 增加率<br>Increase Rate (o/oo) | 增加數<br>No. of Increase  | 增加率<br>Increase Rate (o/oo) | 增加數<br>No. of Increase | 總增加率<br>Increase Rate (o/oo) | 對數<br>(對)<br>Couples | 粗結<br>婚率<br>Crude<br>Marriage<br>Rate (o/oo) | 對數<br>(對)<br>Couples                    | 粗離<br>婚率<br>Crude<br>Divorce<br>Rate (o/oo) |
| 43,205                   | 1.85                        | 14,490                  | 0.62                        | 57,695                 | 2.47                         | 147,636              | 6.32   | 53,604                                  | 2.30  |
| 46,454                   | 1.98                        | 13,782                  | 0.59                        | 60,236                 | 2.57                         | 149,287              | 6.38   | 53,190                                  | 2.27  |
| 49,740                   | 2.12                        | 8,581                   | 0.37                        | 58,321                 | 2.49                         | 154,346              | 6.58   | 53,459                                  | 2.28  |
| 36,035                   | 1.53                        | 11,707                  | 0.50                        | 47,742                 | 2.03                         | 147,861              | 6.29   | 53,837                                  | 2.29  |
| 22,602                   | 0.96                        | 8,809                   | 0.37                        | 31,411                 | 1.33                         | 138,034              | 5.86   | 54,412                                  | 2.31  |
| 8,817                    | 0.37                        | 8,888                   | 0.38                        | 17,705                 | 0.75                         | 135,403              | 5.74   | 54,443                                  | 2.31  |
| 1,471                    | 0.06                        | 12,718                  | 0.54                        | 14,189                 | 0.60                         | 134,524              | 5.70   | 54,473                                  | 2.31  |
| -7,907                   | -0.34                       | -33,978                 | -1.44                       | -41,885                | -1.78                        | 121,702              | 5.16   | 51,680                                  | 2.19  |
| -29,912                  | -1.27                       | -156,010                | -6.65                       | -185,922               | -7.92                        | 114,606              | 4.88   | 47,887                                  | 2.04  |
| -1,249                   | -0.05                       | -15,820                 | -0.68                       | -17,069                | -0.73                        | 11,306               | 0.48   | 4,061                                   | 0.17  |
| -1,503                   | -0.06                       | -17,589                 | -0.75                       | -19,092                | -0.82                        | 10,681               | 0.46   | 4,289                                   | 0.18  |
| -1,612                   | -0.07                       | -17,861                 | -0.76                       | -19,473                | -0.83                        | 13,131               | 0.56   | 4,470                                   | 0.19  |
| <b>-57,366</b>           | <b>-2.46</b>                | <b>-105,892</b>         | <b>-4.55</b>                | <b>-163,258</b>        | <b>-7.01</b>                 | <b>96,720</b>        | <b>4.15</b>                                  | <b>42,035</b>                           | <b>1.80</b>                                 |
| -2,817                   | -0.12                       | -22,831                 | -0.98                       | -25,648                | -1.10                        | 11,189               | 0.48   | 3,961                                   | 0.17  |
| -5,270                   | -0.23                       | -24,620                 | -1.06                       | -29,890                | -1.28                        | 8,640                | 0.37   | 3,358                                   | 0.14  |
| -5,451                   | -0.23                       | -45,334                 | -1.95                       | -50,785                | -2.18                        | 10,509               | 0.45   | 4,821                                   | 0.21  |
| -3,433                   | -0.15                       | -50,543                 | -2.17                       | -53,976                | -2.32                        | 6,539                | 0.28   | 4,051                                   | 0.17  |
| -7,967                   | -0.34                       | -10,870                 | -0.47                       | -18,837                | -0.81                        | 15,597               | 0.67   | 4,019                                   | 0.17  |
| -10,090                  | -0.44                       | 190                     | 0.01                        | -9,900                 | -0.43                        | 9,045                | 0.39   | 4,156                                   | 0.18  |
| -7,265                   | -0.31                       | 11,051                  | 0.48                        | 3,786                  | 0.16                         | 9,327                | 0.40   | 4,476                                   | 0.19  |
| -5,928                   | -0.26                       | 10,418                  | 0.45                        | 4,490                  | 0.19                         | 4,315                | 0.19   | 4,787                                   | 0.21  |
| -4,288                   | -0.18                       | 7,867                   | 0.34                        | 3,579                  | 0.15                         | 11,546               | 0.50   | 4,335                                   | 0.19  |
| -4,857                   | -0.21                       | 18,780                  | 0.81                        | 13,923                 | 0.60                         | 10,013               | 0.43   | 4,071                                   | 0.18  |
| --                       | -0.02                       | 138.72                  | 0.47                        | 289.02                 | 0.45                         | -13.28               | -0.07  | -6.09                                   | -0.01                                       |
| --                       | -0.16                       | --                      | 1.48                        | --                     | 1.33                         | -11.44               | -0.05  | 0.25                                    | 0.00  |

Source: Dept. of Household Registration, MOI.

Note: The item of Marriage and Divorce/Terminated Marriages has included same-sex since 24, May 2019.

表4. 現住人口動態登記—按月別分(續)

單位：人

| 年(月)別<br>Year (Month)            | 出生人數按出生狀況<br>Births by Status |               |               |                                    |            |              |                                      |              |              |
|----------------------------------|-------------------------------|---------------|---------------|------------------------------------|------------|--------------|--------------------------------------|--------------|--------------|
|                                  | 婚 生<br>Legitimate             |               |               | 非婚生—已認領<br>Illegitimate-Recognized |            |              | 非婚生—未認領<br>Illegitimate-Unrecognized |              |              |
|                                  | 合計<br>Total                   | 男性<br>Male    | 女性<br>Female  | 合計<br>Total                        | 男性<br>Male | 女性<br>Female | 合計<br>Total                          | 男性<br>Male   | 女性<br>Female |
| 一〇二年 2013                        | 191,137                       | 99,037        | 92,100        | 3,166                              | 1,604      | 1,562        | 4,798                                | 2,474        | 2,324        |
| 一〇三年 2014                        | 202,534                       | 104,718       | 97,816        | 2,957                              | 1,536      | 1,421        | 4,885                                | 2,560        | 2,325        |
| 一〇四年 2015                        | 205,540                       | 106,764       | 98,776        | 2,949                              | 1,561      | 1,388        | 5,101                                | 2,713        | 2,388        |
| 一〇五年 2016                        | 200,553                       | 104,131       | 96,422        | 2,821                              | 1,406      | 1,415        | 5,058                                | 2,592        | 2,466        |
| 一〇六年 2017                        | 186,425                       | 96,723        | 89,702        | 2,584                              | 1,324      | 1,260        | 4,827                                | 2,426        | 2,401        |
| 一〇七年 2018                        | 174,472                       | 90,267        | 84,205        | 2,600                              | 1,330      | 1,270        | 4,522                                | 2,275        | 2,247        |
| 一〇八年 2019                        | 170,843                       | 88,610        | 82,233        | 2,475                              | 1,315      | 1,160        | 4,446                                | 2,312        | 2,134        |
| 一〇九年 2020                        | 158,766                       | 82,357        | 76,409        | 2,325                              | 1,201      | 1,124        | 4,153                                | 2,143        | 2,010        |
| 一一〇年 2021                        | 147,916                       | 76,412        | 71,504        | 2,335                              | 1,228      | 1,107        | 3,566                                | 1,871        | 1,695        |
| 十 月 Oct.                         | 12,667                        | 6,491         | 6,176         | 202                                | 99         | 103          | 297                                  | 158          | 139          |
| 十一月 Nov.                         | 13,511                        | 7,031         | 6,480         | 226                                | 116        | 110          | 320                                  | 181          | 139          |
| 十二月 Dec.                         | 13,589                        | 7,043         | 6,546         | 229                                | 127        | 102          | 309                                  | 167          | 142          |
| <b>一一一年 2022</b>                 | <b>109,872</b>                | <b>57,219</b> | <b>52,653</b> | <b>1,873</b>                       | <b>979</b> | <b>894</b>   | <b>2,715</b>                         | <b>1,373</b> | <b>1,342</b> |
| 一 月 Jan.                         | 12,629                        | 6,614         | 6,015         | 206                                | 105        | 101          | 302                                  | 159          | 143          |
| 二 月 Feb.                         | 9,212                         | 4,725         | 4,487         | 179                                | 95         | 84           | 226                                  | 121          | 105          |
| 三 月 Mar.                         | 12,284                        | 6,418         | 5,866         | 222                                | 110        | 112          | 282                                  | 144          | 138          |
| 四 月 Apr.                         | 10,740                        | 5,581         | 5,159         | 182                                | 90         | 92           | 300                                  | 137          | 163          |
| 五 月 May                          | 9,093                         | 4,713         | 4,380         | 139                                | 72         | 67           | 210                                  | 112          | 98           |
| 六 月 June                         | 10,506                        | 5,460         | 5,046         | 190                                | 93         | 97           | 247                                  | 124          | 123          |
| 七 月 July                         | 10,494                        | 5,580         | 4,914         | 190                                | 101        | 89           | 266                                  | 132          | 134          |
| 八 月 Aug.                         | 11,411                        | 5,956         | 5,455         | 195                                | 102        | 93           | 296                                  | 160          | 136          |
| 九 月 Sept.                        | 11,759                        | 6,092         | 5,667         | 158                                | 88         | 70           | 300                                  | 142          | 158          |
| 十 月 Oct.                         | 11,744                        | 6,080         | 5,664         | 212                                | 123        | 89           | 286                                  | 142          | 144          |
| 較上月增減(%)<br>VS. with Last Month  | -0.13                         | -0.20         | -0.05         | 34.18                              | 39.77      | 27.14        | -4.67                                | —            | -8.86        |
| 較上年同月增減(%)<br>VS. with Last Year | -7.29                         | -6.33         | -8.29         | 4.95                               | 24.24      | -13.59       | -3.70                                | -10.13       | 3.60         |

TABLE 4. MOBILITY STATUS OF RESIDENT POPULATION - BY MONTH (CONT.)

Unit : Persons

| 棄嬰或無依兒童<br>Abandoned or Helpless Child |    |    | 本國人與外國人結婚人數<br>Married with Foreigners |              |              | 本國人與外國人<br>離婚/終止結婚人數<br>Divorced/Terminated Marriages<br>with Foreigners |              |              |
|--|----|----|--|--------------|--------------|--|--------------|--------------|
|  |    |    | 合計<br>Total                            | 男性<br>Male   | 女性<br>Female | 合計<br>Total  | 男性<br>Male   | 女性<br>Female |
| 12                                     | 5  | 7  | 7,950                                  | 4,834        | 3,116        | 4,814  | 4,046        | 768          |
| 7                                      | 3  | 4  | 8,715                                  | 5,372        | 3,343        | 4,592  | 3,832        | 760          |
| 8                                      | 3  | 5  | 9,533                                  | 6,161        | 3,372        | 4,579  | 3,849        | 730          |
| 8                                      | 4  | 4  | 10,546                                 | 6,949        | 3,597        | 4,487  | 3,752        | 735          |
| 8                                      | 4  | 4  | 12,147                                 | 8,274        | 3,873        | 4,706  | 3,927        | 779          |
| 7                                      | 4  | 3  | 12,392                                 | 8,398        | 3,994        | 4,579  | 3,839        | 740          |
| 3                                      | —  | 3  | 12,887                                 | 8,688        | 4,199        | 4,484  | 3,721        | 763          |
| 5                                      | 3  | 2  | 7,378                                  | 4,421        | 2,957        | 3,711  | 3,161        | 550          |
| 3                                      | 2  | 1  | 5,261                                  | 2,836        | 2,425        | 3,404  | 2,805        | 599          |
| —                                      | —  | —  | 397                                    | 213          | 184          | 274  | 224          | 50           |
| —                                      | —  | —  | 482                                    | 256          | 226          | 310  | 251          | 59           |
| —                                      | —  | —  | 471                                    | 233          | 238          | 300  | 246          | 54           |
| —                                      | —  | —  | <b>6,297</b>                           | <b>3,578</b> | <b>2,719</b> | <b>3,072</b>   | <b>2,483</b> | <b>589</b>   |
| —                                      | —  | —  | 474                                    | 239          | 235          | 255  | 199          | 56           |
| —                                      | —  | —  | 418                                    | 200          | 218          | 238  | 199          | 39           |
| —                                      | —  | —  | 559                                    | 281          | 278          | 368  | 313          | 55           |
| —                                      | —  | —  | 402                                    | 206          | 196          | 288  | 243          | 45           |
| —                                      | —  | —  | 599                                    | 339          | 260          | 265  | 215          | 50           |
| —                                      | —  | —  | 651                                    | 377          | 274          | 311  | 245          | 66           |
| —                                      | —  | —  | 689                                    | 406          | 283          | 337  | 274          | 63           |
| —                                      | —  | —  | 724                                    | 434          | 290          | 367  | 293          | 74           |
| —                                      | —  | —  | 889                                    | 565          | 324          | 303  | 237          | 66           |
| —                                      | —  | —  | 892                                    | 531          | 361          | 340  | 265          | 75           |
| --                                     | -- | -- | 0.34                                   | -6.02        | 11.42        | 12.21  | 11.81        | 13.64        |
| --                                     | -- | -- | 124.69                                 | 149.30       | 96.20        | 24.09  | 18.30        | 50.00        |



表5. 現住人口動態登記—按區域別分

單位：人

| 區域別<br>Locality      | 出生 Births            |                                 |            |              | 死亡 Deaths            |                                 |            |              |
|----------------------|----------------------|---------------------------------|------------|--------------|----------------------|---------------------------------|------------|--------------|
|                      | 合計<br>Total          |                                 | 男性<br>Male | 女性<br>Female | 合計<br>Total          |                                 | 男性<br>Male | 女性<br>Female |
|                      | 出生數<br>No. of Births | 粗出生率<br>Crude Birth Rate (o/oo) |            |              | 死亡數<br>No. of Deaths | 粗死亡率<br>Crude Death Rate (o/oo) |            |              |
| 一一一年十月<br>Oct., 2022 | 12,242               | 0.53                            | 6,345      | 5,897        | 17,099               | 0.74                            | 9,820      | 7,279        |
| 新北市 New Taipei City  | 1,848                | 0.46                            | 966        | 882          | 2,541                | 0.64                            | 1,459      | 1,082        |
| 臺北市 Taipei City      | 1,252                | 0.51                            | 659        | 593          | 1,716                | 0.70                            | 951        | 765          |
| 桃園市 Taoyuan City     | 1,640                | 0.72                            | 813        | 827          | 1,256                | 0.55                            | 763        | 493          |
| 臺中市 Taichung City    | 1,649                | 0.59                            | 839        | 810          | 1,781                | 0.63                            | 1,024      | 757          |
| 臺南市 Tainan City      | 739                  | 0.40                            | 398        | 341          | 1,480                | 0.80                            | 849        | 631          |
| 高雄市 Kaohsiung City   | 1,373                | 0.50                            | 727        | 646          | 2,068                | 0.76                            | 1,212      | 856          |
| 臺灣省 Taiwan Prov.     | 3,649                | 0.52                            | 1,894      | 1,755        | 6,180                | 0.89                            | 3,516      | 2,664        |
| 宜蘭縣 Yilan C.         | 212                  | 0.47                            | 103        | 109          | 390                  | 0.87                            | 217        | 173          |
| 新竹縣 Hsinchu C.       | 340                  | 0.59                            | 191        | 149          | 361                  | 0.62                            | 219        | 142          |
| 苗栗縣 Miaoli C.        | 201                  | 0.38                            | 107        | 94           | 483                  | 0.90                            | 292        | 191          |
| 彰化縣 Changhua C.      | 932                  | 0.75                            | 496        | 436          | 1,063                | 0.85                            | 591        | 472          |
| 南投縣 Nantou C.        | 211                  | 0.44                            | 94         | 117          | 492                  | 1.03                            | 278        | 214          |
| 雲林縣 Yunlin C.        | 270                  | 0.41                            | 142        | 128          | 698                  | 1.05                            | 370        | 328          |
| 嘉義縣 Chiayi C.        | 216                  | 0.44                            | 115        | 101          | 570                  | 1.17                            | 322        | 248          |
| 屏東縣 Pingtung C.      | 356                  | 0.45                            | 178        | 178          | 784                  | 0.98                            | 447        | 337          |
| 臺東縣 Taitung C.       | 152                  | 0.71                            | 72         | 80           | 200                  | 0.94                            | 130        | 70           |
| 花蓮縣 Hualien C.       | 178                  | 0.56                            | 94         | 84           | 306                  | 0.96                            | 178        | 128          |
| 澎湖縣 Penghu C.        | 72                   | 0.67                            | 41         | 31           | 79                   | 0.74                            | 43         | 36           |
| 基隆市 Keelung City     | 132                  | 0.37                            | 64         | 68           | 308                  | 0.85                            | 177        | 131          |
| 新竹市 Hsinchu City     | 280                  | 0.62                            | 149        | 131          | 244                  | 0.54                            | 138        | 106          |
| 嘉義市 Chiayi City      | 97                   | 0.37                            | 48         | 49           | 202                  | 0.77                            | 114        | 88           |
| 福建省 Fuchien Prov.    | 92                   | 0.59                            | 49         | 43           | 77                   | 0.50                            | 46         | 31           |
| 金門縣 Kinmen C.        | 80                   | 0.57                            | 46         | 34           | 71                   | 0.50                            | 41         | 30           |
| 連江縣 Lienchiang C.    | 12                   | 0.86                            | 3          | 9            | 6                    | 0.43                            | 5          | 1            |

資料來源：本部戶政司。

說明：結婚及離婚(終止結婚)對數包含相同性別登記之數據。

TABLE 5. MOBILITY STATUS OF RESIDENT POPULATION - BY LOCALITY

Unit:Persons

| 自然增加<br>Natural Increase |                             | 社會增加<br>Social Increase |                             | 總增加<br>Total Increase  |                              | 結婚<br>Marriage       |   | 離婚/終止結婚<br>Divorce/Terminated Marriages |  |
|--------------------------|-----------------------------|-------------------------|-----------------------------|------------------------|------------------------------|----------------------|---|---|--|
| 增加數<br>No. of Increase   | 增加率<br>Increase Rate (o/oo) | 增加數<br>No. of Increase  | 增加率<br>Increase Rate (o/oo) | 增加數<br>No. of Increase | 總增加率<br>Increase Rate (o/oo) | 對數<br>(對)<br>Couples | 粗結<br>婚率<br>Crude<br>Marriage<br>Rate(o/oo) | 對數<br>(對)<br>Couples                    | 粗離<br>婚率<br>Crude<br>Divorce<br>Rate(o/oo) |
| -4,857                   | -0.21                       | 18,780                  | 0.81                        | 13,923                 | 0.60                         | 10,013               | 0.43  | 4,071                                   | 0.18                                       |
| -693                     | -0.17                       | 3,838                   | 0.96                        | 3,145                  | 0.79                         | 1,701                | 0.43  | 708                                     | 0.18                                       |
| -464                     | -0.19                       | 5,142                   | 2.09                        | 4,678                  | 1.90                         | 1,069                | 0.43  | 368                                     | 0.15                                       |
| 384                      | 0.17                        | 2,120                   | 0.93                        | 2,504                  | 1.10                         | 1,058                | 0.47  | 437                                     | 0.19                                       |
| -132                     | -0.05                       | 2,509                   | 0.89                        | 2,377                  | 0.85                         | 1,393                | 0.50  | 525                                     | 0.19                                       |
| -741                     | -0.40                       | 1,009                   | 0.55                        | 268                    | 0.14                         | 753                  | 0.41  | 310                                     | 0.17                                       |
| -695                     | -0.26                       | 1,474                   | 0.54                        | 779                    | 0.29                         | 1,194                | 0.44  | 498                                     | 0.18                                       |
| -2,531                   | -0.36                       | 2,570                   | 0.37                        | 39                     | 0.01                         | 2,792                | 0.40  | 1,208                                   | 0.17                                       |
| -178                     | -0.40                       | 245                     | 0.55                        | 67                     | 0.15                         | 187                  | 0.42  | 73                                      | 0.16                                       |
| -21                      | -0.04                       | 475                     | 0.82                        | 454                    | 0.78                         | 277                  | 0.48  | 112                                     | 0.19                                       |
| -282                     | -0.53                       | 244                     | 0.46                        | -38                    | -0.07                        | 219                  | 0.41  | 94                                      | 0.18                                       |
| -131                     | -0.11                       | 46                      | 0.04                        | -85                    | -0.07                        | 472                  | 0.38  | 183                                     | 0.15                                       |
| -281                     | -0.59                       | 143                     | 0.30                        | -138                   | -0.29                        | 185                  | 0.39  | 90                                      | 0.19                                       |
| -428                     | -0.64                       | 69                      | 0.10                        | -359                   | -0.54                        | 239                  | 0.36  | 98                                      | 0.15                                       |
| -354                     | -0.72                       | 105                     | 0.21                        | -249                   | -0.51                        | 181                  | 0.37  | 82                                      | 0.17                                       |
| -428                     | -0.54                       | 240                     | 0.30                        | -188                   | -0.24                        | 349                  | 0.44  | 149                                     | 0.19                                       |
| -48                      | -0.23                       | 39                      | 0.18                        | -9                     | -0.04                        | 56                   | 0.26  | 39                                      | 0.18                                       |
| -128                     | -0.40                       | 119                     | 0.37                        | -9                     | -0.03                        | 106                  | 0.33  | 63                                      | 0.20                                       |
| -7                       | -0.07                       | 92                      | 0.86                        | 85                     | 0.80                         | 36                   | 0.34  | 25                                      | 0.23                                       |
| -176                     | -0.49                       | 284                     | 0.79                        | 108                    | 0.30                         | 139                  | 0.38  | 73                                      | 0.20                                       |
| 36                       | 0.08                        | 274                     | 0.61                        | 310                    | 0.69                         | 233                  | 0.52  | 86                                      | 0.19                                       |
| -105                     | -0.40                       | 195                     | 0.74                        | 90                     | 0.34                         | 113                  | 0.43  | 41                                      | 0.16                                       |
| 15                       | 0.10                        | 118                     | 0.76                        | 133                    | 0.86                         | 53                   | 0.34  | 17                                      | 0.11                                       |
| 9                        | 0.06                        | 86                      | 0.61                        | 95                     | 0.67                         | 48                   | 0.34  | 15                                      | 0.11                                       |
| 6                        | 0.43                        | 32                      | 2.29                        | 38                     | 2.72                         | 5                    | 0.36  | 2                                       | 0.14                                       |

Source :Dept. of Household Registration, MOI.

Note :The item of Marriage and Divorce/Terminated Marriages has included same-sex.

表5. 現住人口動態登記—按區域別分(續)

單位：人

| 區域別<br>Locality       | 出生人數按出生狀況<br>Births by Status |            |              |                                    |            |              |                                      |            |              |
|-----------------------|-------------------------------|------------|--------------|------------------------------------|------------|--------------|--------------------------------------|------------|--------------|
|                       | 婚 生<br>Legitimate             |            |              | 非婚生—已認領<br>Illegitimate-Recognized |            |              | 非婚生—未認領<br>Illegitimate-Unrecognized |            |              |
|                       | 合計<br>Total                   | 男性<br>Male | 女性<br>Female | 合計<br>Total                        | 男性<br>Male | 女性<br>Female | 合計<br>Total                          | 男性<br>Male | 女性<br>Female |
| 一一一年十月<br>Oct., 2022  | 11,744                        | 6,080      | 5,664        | 212                                | 123        | 89           | 286                                  | 142        | 144          |
| 新 北 市 New Taipei City | 1,781                         | 931        | 850          | 26                                 | 15         | 11           | 41                                   | 20         | 21           |
| 臺 北 市 Taipei City     | 1,215                         | 645        | 570          | 21                                 | 10         | 11           | 16                                   | 4          | 12           |
| 桃 園 市 Taoyuan City    | 1,575                         | 781        | 794          | 36                                 | 18         | 18           | 29                                   | 14         | 15           |
| 臺 中 市 Taichung City   | 1,589                         | 810        | 779          | 24                                 | 15         | 9            | 36                                   | 14         | 22           |
| 臺 南 市 Tainan City     | 697                           | 378        | 319          | 20                                 | 9          | 11           | 22                                   | 11         | 11           |
| 高 雄 市 Kaohsiung City  | 1,320                         | 697        | 623          | 19                                 | 13         | 6            | 34                                   | 17         | 17           |
| 臺 灣 省 Taiwan Prov.    | 3,480                         | 1,793      | 1,687        | 61                                 | 39         | 22           | 108                                  | 62         | 46           |
| 宜蘭縣 Yilan C.          | 204                           | 99         | 105          | 2                                  | —          | 2            | 6                                    | 4          | 2            |
| 新竹縣 Hsinchu C.        | 326                           | 183        | 143          | 7                                  | 4          | 3            | 7                                    | 4          | 3            |
| 苗栗縣 Miaoli C.         | 190                           | 99         | 91           | 3                                  | 2          | 1            | 8                                    | 6          | 2            |
| 彰化縣 Changhua C.       | 904                           | 479        | 425          | 13                                 | 7          | 6            | 15                                   | 10         | 5            |
| 南投縣 Nantou C.         | 203                           | 89         | 114          | 2                                  | 1          | 1            | 6                                    | 4          | 2            |
| 雲林縣 Yunlin C.         | 258                           | 134        | 124          | 5                                  | 5          | —            | 7                                    | 3          | 4            |
| 嘉義縣 Chiayi C.         | 199                           | 102        | 97           | 7                                  | 6          | 1            | 10                                   | 7          | 3            |
| 屏東縣 Pingtung C.       | 338                           | 171        | 167          | 6                                  | 4          | 2            | 12                                   | 3          | 9            |
| 臺東縣 Taitung C.        | 135                           | 62         | 73           | 3                                  | 1          | 2            | 14                                   | 9          | 5            |
| 花蓮縣 Hualien C.        | 162                           | 84         | 78           | 3                                  | 1          | 2            | 13                                   | 9          | 4            |
| 澎湖縣 Penghu C.         | 69                            | 39         | 30           | 1                                  | 1          | —            | 2                                    | 1          | 1            |
| 基隆市 Keelung City      | 128                           | 61         | 67           | 3                                  | 3          | —            | 1                                    | —          | 1            |
| 新竹市 Hsinchu City      | 270                           | 145        | 125          | 3                                  | 2          | 1            | 7                                    | 2          | 5            |
| 嘉義市 Chiayi City       | 94                            | 46         | 48           | 3                                  | 2          | 1            | —                                    | —          | —            |
| 福 建 省 Fuchien Prov.   | 87                            | 45         | 42           | 5                                  | 4          | 1            | —                                    | —          | —            |
| 金門縣 Kinmen C.         | 75                            | 42         | 33           | 5                                  | 4          | 1            | —                                    | —          | —            |
| 連江縣 Lienchiang C.     | 12                            | 3          | 9            | —                                  | —          | —            | —                                    | —          | —            |

TABLE 5. MOBILITY STATUS OF RESIDENT POPULATION - BY LOCALITY (CONT.)

Unit : Persons

| 棄嬰或無依兒童<br>Abandoned or Helpless Child |            |              | 本國人與外國人結婚人數<br>Married with Foreigners |            |              | 本國人與外國人<br>離婚/終止結婚人數<br>Divorce / Terminated Marriages<br>with Foreigners |            |              |
|--|------------|--------------|--|------------|--------------|---|------------|--------------|
| 合計<br>Total                            | 男性<br>Male | 女性<br>Female | 合計<br>Total                            | 男性<br>Male | 女性<br>Female | 合計<br>Total   | 男性<br>Male | 女性<br>Female |
| —                                      | —          | —            | 892                                    | 531        | 361          | 340   | 265        | 75           |
| —                                      | —          | —            | 157                                    | 80         | 77           | 58  | 40         | 18           |
| —                                      | —          | —            | 127                                    | 56         | 71           | 37  | 24         | 13           |
| —                                      | —          | —            | 128                                    | 81         | 47           | 47  | 40         | 7            |
| —                                      | —          | —            | 112                                    | 68         | 44           | 37  | 27         | 10           |
| —                                      | —          | —            | 62                                     | 35         | 27           | 23  | 19         | 4            |
| —                                      | —          | —            | 98                                     | 58         | 40           | 39  | 31         | 8            |
| —                                      | —          | —            | 207                                    | 153        | 54           | 99  | 84         | 15           |
| —                                      | —          | —            | 14                                     | 11         | 3            | 7   | 4          | 3            |
| —                                      | —          | —            | 16                                     | 11         | 5            | 7   | 5          | 2            |
| —                                      | —          | —            | 24                                     | 16         | 8            | 11  | 9          | 2            |
| —                                      | —          | —            | 38                                     | 32         | 6            | 17  | 17         | —            |
| —                                      | —          | —            | 15                                     | 8          | 7            | 6   | 6          | —            |
| —                                      | —          | —            | 18                                     | 17         | 1            | 11  | 11         | —            |
| —                                      | —          | —            | 16                                     | 13         | 3            | 10  | 10         | —            |
| —                                      | —          | —            | 19                                     | 11         | 8            | 15  | 12         | 3            |
| —                                      | —          | —            | 1                                      | —          | 1            | 1   | —          | 1            |
| —                                      | —          | —            | 4                                      | 2          | 2            | 2   | 2          | —            |
| —                                      | —          | —            | 2                                      | 2          | —            | 2   | 2          | —            |
| —                                      | —          | —            | 12                                     | 8          | 4            | 5   | 2          | 3            |
| —                                      | —          | —            | 19                                     | 14         | 5            | 2   | 1          | 1            |
| —                                      | —          | —            | 9                                      | 8          | 1            | 3   | 3          | —            |
| —                                      | —          | —            | 1                                      | —          | 1            | —   | —          | —            |
| —                                      | —          | —            | 1                                      | —          | 1            | —   | —          | —            |
| —                                      | —          | —            | —                                      | —          | —            | —   | —          | —            |

表6. 現住人口動態登記年累計—按區域別分

單位：人

| 區域別<br>Locality              | 出生 Births            |                                 |         |           | 死亡 Deaths            |                                 |         |           |
|------------------------------|----------------------|---------------------------------|---------|-----------|----------------------|---------------------------------|---------|-----------|
|                              | 合計 Total             |                                 | 男性 Male | 女性 Female | 合計 Total             |                                 | 男性 Male | 女性 Female |
|                              | 出生數<br>No. of Births | 粗出生率<br>Crude Birth Rate (o/oo) |         |           | 死亡數<br>No. of Deaths | 粗死亡率<br>Crude Death Rate (o/oo) |         |           |
| 一一年一至十月<br>Jan. - Oct., 2022 | 114,460              | 4.91                            | 59,571  | 54,889    | 171,826              | 7.38                            | 99,533  | 72,293    |
| 新 北 市 New Taipei City        | 17,720               | 4.44                            | 9,228   | 8,492     | 25,271               | 6.33                            | 14,845  | 10,426    |
| 臺 北 市 Taipei City            | 12,064               | 4.84                            | 6,250   | 5,814     | 17,173               | 6.88                            | 9,422   | 7,751     |
| 桃 園 市 Taoyuan City           | 14,987               | 6.59                            | 7,726   | 7,261     | 13,107               | 5.77                            | 7,930   | 5,177     |
| 臺 中 市 Taichung City          | 14,679               | 5.22                            | 7,706   | 6,973     | 17,161               | 6.11                            | 9,917   | 7,244     |
| 臺 南 市 Tainan City            | 7,370                | 3.97                            | 3,879   | 3,491     | 14,939               | 8.05                            | 8,521   | 6,418     |
| 高 雄 市 Kaohsiung City         | 13,235               | 4.84                            | 6,902   | 6,333     | 21,131               | 7.73                            | 12,394  | 8,737     |
| 臺 灣 省 Taiwan Prov.           | 33,618               | 4.82                            | 17,474  | 16,144    | 62,224               | 8.92                            | 36,024  | 26,200    |
| 宜蘭縣 Yilan C.                 | 1,972                | 4.38                            | 996     | 976       | 3,780                | 8.40                            | 2,162   | 1,618     |
| 新竹縣 Hsinchu C.               | 3,357                | 5.82                            | 1,775   | 1,582     | 3,757                | 6.51                            | 2,224   | 1,533     |
| 苗栗縣 Miaoli C.                | 1,908                | 3.56                            | 998     | 910       | 4,988                | 9.29                            | 2,946   | 2,042     |
| 彰化縣 Changhua C.              | 8,313                | 6.65                            | 4,327   | 3,986     | 10,429               | 8.34                            | 5,921   | 4,508     |
| 南投縣 Nantou C.                | 1,984                | 4.11                            | 1,034   | 950       | 4,876                | 10.11                           | 2,862   | 2,014     |
| 雲林縣 Yunlin C.                | 2,755                | 4.13                            | 1,429   | 1,326     | 7,127                | 10.68                           | 3,993   | 3,134     |
| 嘉義縣 Chiayi C.                | 1,876                | 3.82                            | 965     | 911       | 5,399                | 10.99                           | 3,090   | 2,309     |
| 屏東縣 Pingtung C.              | 3,087                | 3.85                            | 1,596   | 1,491     | 8,020                | 10.00                           | 4,768   | 3,252     |
| 臺東縣 Taitung C.               | 1,162                | 5.45                            | 590     | 572       | 2,233                | 10.48                           | 1,354   | 879       |
| 花蓮縣 Hualien C.               | 1,668                | 5.21                            | 887     | 781       | 3,090                | 9.65                            | 1,882   | 1,208     |
| 澎湖縣 Penghu C.                | 671                  | 6.29                            | 327     | 344       | 883                  | 8.28                            | 519     | 364       |
| 基隆市 Keelung City             | 1,322                | 3.65                            | 718     | 604       | 3,147                | 8.68                            | 1,777   | 1,370     |
| 新竹市 Hsinchu City             | 2,531                | 5.60                            | 1,332   | 1,199     | 2,548                | 5.64                            | 1,420   | 1,128     |
| 嘉義市 Chiayi City              | 1,012                | 3.84                            | 500     | 512       | 1,947                | 7.38                            | 1,106   | 841       |
| 福 建 省 Fuchien Prov.          | 787                  | 5.08                            | 406     | 381       | 820                  | 5.29                            | 480     | 340       |
| 金門縣 Kinmen C.                | 704                  | 4.98                            | 363     | 341       | 760                  | 5.38                            | 441     | 319       |
| 連江縣 Lienchiang C.            | 83                   | 6.01                            | 43      | 40        | 60                   | 4.34                            | 39      | 21        |

資料來源：本部戶政司。

說 明：結婚及離婚(終止結婚)對數包含相同性別登記之數據。

TABLE 6. MOBILITY STATUS OF RESIDENT POPULATION OF THE YEAR - BY LOCALITY

Unit : Persons

| 自然增加<br>Natural Increase |                             | 社會增加<br>Social Increase |                             | 總增加<br>Total Increase  |                              | 結 婚<br>Marriage      |                                       | 離婚/終止結婚<br>Divorce/Terminated Marriages |                                      |
|--------------------------|-----------------------------|-------------------------|-----------------------------|------------------------|------------------------------|----------------------|---------------------------------------|---|--------------------------------------|
| 增加數<br>No. of Increase   | 增加率<br>Increase Rate (o/oo) | 增加數<br>No. of Increase  | 增加率<br>Increase Rate (o/oo) | 增加數<br>No. of Increase | 總增加率<br>Increase Rate (o/oo) | 對數<br>(對)<br>Couples | 粗結<br>婚率<br>Crude Marriage Rate(o/oo) | 對數<br>(對)<br>Couples                    | 粗離<br>婚率<br>Crude Divorce Rate(o/oo) |
| -57,366                  | -2.46                       | -105,892                | -4.55                       | -163,258               | -7.01                        | 96,720               | 4.15                                  | 42,035                                  | 1.80                                 |
| -7,551                   | -1.89                       | -18,199                 | -4.56                       | -25,750                | -6.45                        | 16,590               | 4.15                                  | 7,307                                   | 1.83                                 |
| -5,109                   | -2.05                       | -53,674                 | -21.51                      | -58,783                | -23.56                       | 10,073               | 4.04                                  | 3,706                                   | 1.49                                 |
| 1,880                    | 0.83                        | -303                    | -0.13                       | 1,577                  | 0.69                         | 10,404               | 4.58                                  | 4,699                                   | 2.07                                 |
| -2,482                   | -0.88                       | -4,550                  | -1.62                       | -7,032                 | -2.50                        | 12,763               | 4.54                                  | 5,375                                   | 1.91                                 |
| -7,569                   | -4.08                       | -3,535                  | -1.90                       | -11,104                | -5.98                        | 7,521                | 4.05                                  | 3,180                                   | 1.71                                 |
| -7,896                   | -2.89                       | -13,300                 | -4.86                       | -21,196                | -7.75                        | 11,321               | 4.14                                  | 5,005                                   | 1.83                                 |
| -28,606                  | -4.10                       | -12,094                 | -1.73                       | -40,700                | -5.84                        | 27,513               | 3.94                                  | 12,574                                  | 1.80                                 |
| -1,808                   | -4.02                       | 128                     | 0.28                        | -1,680                 | -3.73                        | 1,816                | 4.04                                  | 787                                     | 1.75                                 |
| -400                     | -0.69                       | 3,769                   | 6.53                        | 3,369                  | 5.84                         | 2,714                | 4.70                                  | 1,129                                   | 1.96                                 |
| -3,080                   | -5.74                       | 51                      | 0.10                        | -3,029                 | -5.64                        | 2,148                | 4.00                                  | 1,007                                   | 1.88                                 |
| -2,116                   | -1.69                       | -7,769                  | -6.21                       | -9,885                 | -7.91                        | 4,765                | 3.81                                  | 1,865                                   | 1.49                                 |
| -2,892                   | -6.00                       | -2,116                  | -4.39                       | -5,008                 | -10.38                       | 1,802                | 3.74                                  | 876                                     | 1.82                                 |
| -4,372                   | -6.55                       | -1,156                  | -1.73                       | -5,528                 | -8.28                        | 2,352                | 3.52                                  | 1,058                                   | 1.59                                 |
| -3,523                   | -7.17                       | -873                    | -1.78                       | -4,396                 | -8.95                        | 1,672                | 3.40                                  | 777                                     | 1.58                                 |
| -4,933                   | -6.15                       | -542                    | -0.68                       | -5,475                 | -6.83                        | 3,288                | 4.10                                  | 1,527                                   | 1.90                                 |
| -1,071                   | -5.03                       | 397                     | 1.86                        | -674                   | -3.16                        | 851                  | 3.99                                  | 471                                     | 2.21                                 |
| -1,422                   | -4.44                       | -1,087                  | -3.40                       | -2,509                 | -7.84                        | 1,341                | 4.19                                  | 760                                     | 2.37                                 |
| -212                     | -1.99                       | 763                     | 7.16                        | 551                    | 5.17                         | 380                  | 3.56                                  | 254                                     | 2.38                                 |
| -1,825                   | -5.03                       | -1,038                  | -2.86                       | -2,863                 | -7.90                        | 1,394                | 3.85                                  | 763                                     | 2.10                                 |
| -17                      | -0.04                       | -1,420                  | -3.14                       | -1,437                 | -3.18                        | 1,980                | 4.38                                  | 829                                     | 1.83                                 |
| -935                     | -3.55                       | -1,201                  | -4.56                       | -2,136                 | -8.10                        | 1,010                | 3.83                                  | 471                                     | 1.79                                 |
| -33                      | -0.21                       | -237                    | -1.53                       | -270                   | -1.74                        | 535                  | 3.45                                  | 189                                     | 1.22                                 |
| -56                      | -0.40                       | -545                    | -3.86                       | -601                   | -4.26                        | 471                  | 3.33                                  | 160                                     | 1.13                                 |
| 23                       | 1.67                        | 308                     | 22.30                       | 331                    | 23.97                        | 64                   | 4.63                                  | 29                                      | 2.10                                 |

Source :Dept. of Household Registration, MOI.

Note :The item of Marriage and Divorce/Terminated Marriages has included same-sex.

表6. 現住人口動態登記年累計—按區域別分(續)

單位：人

| 區域別<br>Locality              | 出生人數按出生狀況<br>Births by Status |            |              |                                    |            |              |                                      |            |              |
|------------------------------|-------------------------------|------------|--------------|------------------------------------|------------|--------------|--------------------------------------|------------|--------------|
|                              | 婚 生<br>Legitimate             |            |              | 非婚生—已認領<br>Illegitimate-Recognized |            |              | 非婚生—未認領<br>Illegitimate-Unrecognized |            |              |
|                              | 合計<br>Total                   | 男性<br>Male | 女性<br>Female | 合計<br>Total                        | 男性<br>Male | 女性<br>Female | 合計<br>Total                          | 男性<br>Male | 女性<br>Female |
| 一一年一至十月<br>Jan. 至 Oct., 2022 | 109,872                       | 57,219     | 52,653       | 1,873                              | 979        | 894          | 2,715                                | 1,373      | 1,342        |
| 新 北 市 New Taipei City        | 17,091                        | 8,890      | 8,201        | 265                                | 140        | 125          | 364                                  | 198        | 166          |
| 臺 北 市 Taipei City            | 11,724                        | 6,096      | 5,628        | 159                                | 71         | 88           | 181                                  | 83         | 98           |
| 桃 園 市 Taoyuan City           | 14,365                        | 7,417      | 6,948        | 284                                | 148        | 136          | 338                                  | 161        | 177          |
| 臺 中 市 Taichung City          | 14,092                        | 7,414      | 6,678        | 235                                | 137        | 98           | 352                                  | 155        | 197          |
| 臺 南 市 Tainan City            | 7,067                         | 3,720      | 3,347        | 130                                | 65         | 65           | 173                                  | 94         | 79           |
| 高 雄 市 Kaohsiung City         | 12,684                        | 6,615      | 6,069        | 231                                | 111        | 120          | 320                                  | 176        | 144          |
| 臺 灣 省 Taiwan Prov.           | 32,085                        | 16,674     | 15,411       | 554                                | 299        | 255          | 979                                  | 501        | 478          |
| 宜蘭縣 Yilan C.                 | 1,899                         | 963        | 936          | 23                                 | 8          | 15           | 50                                   | 25         | 25           |
| 新竹縣 Hsinchu C.               | 3,223                         | 1,707      | 1,516        | 51                                 | 28         | 23           | 83                                   | 40         | 43           |
| 苗栗縣 Miaoli C.                | 1,815                         | 945        | 870          | 33                                 | 20         | 13           | 60                                   | 33         | 27           |
| 彰化縣 Changhua C.              | 8,082                         | 4,219      | 3,863        | 102                                | 44         | 58           | 129                                  | 64         | 65           |
| 南投縣 Nantou C.                | 1,876                         | 975        | 901          | 40                                 | 28         | 12           | 68                                   | 31         | 37           |
| 雲林縣 Yunlin C.                | 2,619                         | 1,355      | 1,264        | 43                                 | 25         | 18           | 93                                   | 49         | 44           |
| 嘉義縣 Chiayi C.                | 1,777                         | 914        | 863          | 35                                 | 19         | 16           | 64                                   | 32         | 32           |
| 屏東縣 Pingtung C.              | 2,908                         | 1,508      | 1,400        | 60                                 | 33         | 27           | 119                                  | 55         | 64           |
| 臺東縣 Taitung C.               | 1,066                         | 538        | 528          | 37                                 | 19         | 18           | 59                                   | 33         | 26           |
| 花蓮縣 Hualien C.               | 1,491                         | 794        | 697          | 48                                 | 24         | 24           | 129                                  | 69         | 60           |
| 澎湖縣 Penghu C.                | 652                           | 317        | 335          | 8                                  | 3          | 5            | 11                                   | 7          | 4            |
| 基隆市 Keelung City             | 1,254                         | 677        | 577          | 25                                 | 16         | 9            | 43                                   | 25         | 18           |
| 新竹市 Hsinchu City             | 2,457                         | 1,294      | 1,163        | 26                                 | 16         | 10           | 48                                   | 22         | 26           |
| 嘉義市 Chiayi City              | 966                           | 468        | 498          | 23                                 | 16         | 7            | 23                                   | 16         | 7            |
| 福 建 省 Fuchien Prov.          | 764                           | 393        | 371          | 15                                 | 8          | 7            | 8                                    | 5          | 3            |
| 金門縣 Kinmen C.                | 681                           | 350        | 331          | 15                                 | 8          | 7            | 8                                    | 5          | 3            |
| 連江縣 Lienchiang C.            | 83                            | 43         | 40           | —                                  | —          | —            | —                                    | —          | —            |

TABLE 6. MOBILITY STATUS OF RESIDENT POPULATION OF THE YEAR - BY LOCALITY (CONT.)

Unit : Persons

| 棄嬰或無依兒童<br>Abandoned or Helpless Child |   |   | 本國人與外國人結婚人數<br>Married with Foreigners |       |       | 本國人與外國人<br>離婚/終止結婚人數<br>Divorced / Terminated Marriages<br>with Foreigners |       |     |
|--|---|---|--|-------|-------|--|-------|-----|
|  |   |   |  |       |       |  |       |     |
| —                                      | — | — | 6,297                                  | 3,578 | 2,719 | 3,072  | 2,483 | 589 |
| —                                      | — | — | 1,193                                  | 652   | 541   | 533  | 424   | 109 |
| —                                      | — | — | 866                                    | 344   | 522   | 261  | 145   | 116 |
| —                                      | — | — | 799                                    | 488   | 311   | 396  | 331   | 65  |
| —                                      | — | — | 759                                    | 422   | 337   | 358  | 288   | 70  |
| —                                      | — | — | 412                                    | 240   | 172   | 224  | 183   | 41  |
| —                                      | — | — | 627                                    | 363   | 264   | 333  | 266   | 67  |
| —                                      | — | — | 1,614                                  | 1,052 | 562   | 958  | 839   | 119 |
| —                                      | — | — | 104                                    | 70    | 34    | 49   | 41    | 8   |
| —                                      | — | — | 196                                    | 128   | 68    | 95   | 80    | 15  |
| —                                      | — | — | 120                                    | 81    | 39    | 100  | 87    | 13  |
| —                                      | — | — | 299                                    | 198   | 101   | 159  | 146   | 13  |
| —                                      | — | — | 109                                    | 63    | 46    | 66   | 59    | 7   |
| —                                      | — | — | 154                                    | 116   | 38    | 94   | 89    | 5   |
| —                                      | — | — | 104                                    | 75    | 29    | 79   | 76    | 3   |
| —                                      | — | — | 154                                    | 88    | 66    | 131  | 112   | 19  |
| —                                      | — | — | 29                                     | 16    | 13    | 26   | 19    | 7   |
| —                                      | — | — | 49                                     | 31    | 18    | 30   | 23    | 7   |
| —                                      | — | — | 24                                     | 19    | 5     | 18   | 17    | 1   |
| —                                      | — | — | 88                                     | 54    | 34    | 47   | 36    | 11  |
| —                                      | — | — | 124                                    | 68    | 56    | 41   | 35    | 6   |
| —                                      | — | — | 60                                     | 45    | 15    | 23   | 19    | 4   |
| —                                      | — | — | 27                                     | 17    | 10    | 9  | 7     | 2   |
| —                                      | — | — | 26                                     | 16    | 10    | 9  | 7     | 2   |
| —                                      | — | — | 1                                      | 1     | —     | —  | —     | —   |

表7. 結婚及離婚/終止結婚登記—按國籍及月別分

單位：人

| 年(月)別<br>Year (Month)            | 結 婚           |               |                 |               |
|----------------------------------|---------------|---------------|-----------------|---------------|
|                                  | 合 計<br>Total  |               | 本 國 人<br>R.O.C. |               |
|                                  | 男<br>Male     | 女<br>Female   | 男<br>Male       | 女<br>Female   |
| 一〇二年 2013                        | 147,636       | 147,636       | 143,446         | 132,334       |
| 一〇三年 2014                        | 149,287       | 149,287       | 144,766         | 134,107       |
| 一〇四年 2015                        | 154,346       | 154,346       | 149,660         | 139,044       |
| 一〇五年 2016                        | 147,861       | 147,861       | 142,944         | 132,419       |
| 一〇六年 2017                        | 138,034       | 138,034       | 132,730         | 122,241       |
| 一〇七年 2018                        | 135,403       | 135,403       | 130,018         | 120,180       |
| 一〇八年 2019                        | 133,441       | 135,607       | 127,493         | 120,339       |
| 一〇九年 2020                        | 120,663       | 122,741       | 116,954         | 115,869       |
| 一一〇年 2021                        | 113,820       | 115,392       | 110,705         | 110,340       |
| 十 月 Oct.                         | 11,250        | 11,362        | 11,020          | 10,989        |
| 十一月 Nov.                         | 10,597        | 10,765        | 10,306          | 10,275        |
| 十二月 Dec.                         | 13,046        | 13,216        | 12,737          | 12,733        |
| <b>一一一年 2022</b>                 | <b>95,839</b> | <b>97,601</b> | <b>92,354</b>   | <b>91,698</b> |
| 一 月 Jan.                         | 11,117        | 11,261        | 10,799          | 10,716        |
| 二 月 Feb.                         | 8,541         | 8,739         | 8,267           | 8,315         |
| 三 月 Mar.                         | 10,407        | 10,611        | 10,061          | 10,097        |
| 四 月 Apr.                         | 6,496         | 6,582         | 6,248           | 6,214         |
| 五 月 May                          | 15,437        | 15,757        | 15,103          | 15,210        |
| 六 月 June                         | 8,950         | 9,140         | 8,600           | 8,566         |
| 七 月 July                         | 9,238         | 9,416         | 8,869           | 8,785         |
| 八 月 Aug.                         | 4,262         | 4,368         | 3,899           | 3,745         |
| 九 月 Sept.                        | 11,454        | 11,638        | 11,038          | 10,781        |
| 十 月 Oct.                         | 9,937         | 10,089        | 9,470           | 9,269         |
| 較上月增減(%)<br>VS. with Last Month  | -13.24        | -13.31        | -14.21          | -14.02        |
| 較上年同月增減(%)<br>VS. with Last Year | -11.67        | -11.20        | -14.07          | -15.65        |

資料來源：本部戶政司。

說 明：1. 本國人含華僑。

2. 自108年5月24日起，資料包含相同性別之數據。

TABLE 7. MARRIAGE AND DIVORCE / TERMINATED MARRIAGES REGISTRATIONS  
- BY NATIONALITY AND MONTH

Unit : Persons

| Marriage         |              |                    |             |                  |              |                |             |
|------------------|--------------|--------------------|-------------|------------------|--------------|----------------|-------------|
| 大陸地區<br>Mainland |              | 港澳<br>H.K. & Macao |             | 東南亞<br>S.E. Asia |              | 其他國家<br>Others |             |
| 男<br>Male        | 女<br>Female  | 男<br>Male          | 女<br>Female | 男<br>Male        | 女<br>Female  | 男<br>Male      | 女<br>Female |
| 738              | 10,091       | 336                | 377         | 616              | 4,207        | 2,500          | 627         |
| 727              | 9,317        | 451                | 491         | 706              | 4,760        | 2,637          | 612         |
| 794              | 8,528        | 520                | 613         | 742              | 5,510        | 2,630          | 651         |
| 824              | 7,849        | 496                | 644         | 823              | 6,288        | 2,774          | 661         |
| 823              | 6,811        | 608                | 708         | 981              | 7,588        | 2,892          | 686         |
| 833              | 6,111        | 558                | 714         | 1,149            | 7,600        | 2,845          | 798         |
| 994              | 5,704        | 755                | 876         | 1,168            | 7,839        | 3,031          | 849         |
| 327              | 2,036        | 425                | 415         | 608              | 3,787        | 2,349          | 634         |
| 302              | 1,765        | 388                | 451         | 425              | 2,278        | 2,000          | 558         |
| 22               | 130          | 24                 | 30          | 39               | 176          | 145            | 37          |
| 33               | 189          | 32                 | 45          | 40               | 202          | 186            | 54          |
| 31               | 193          | 40                 | 57          | 44               | 187          | 194            | 46          |
| <b>396</b>       | <b>1,852</b> | <b>370</b>         | <b>473</b>  | <b>720</b>       | <b>3,137</b> | <b>1,999</b>   | <b>441</b>  |
| 44               | 246          | 39                 | 60          | 42               | 194          | 193            | 45          |
| 32               | 179          | 24                 | 45          | 39               | 155          | 179            | 45          |
| 32               | 180          | 36                 | 53          | 53               | 228          | 225            | 53          |
| 25               | 125          | 27                 | 37          | 37               | 168          | 159            | 38          |
| 30               | 157          | 44                 | 51          | 85               | 297          | 175            | 42          |
| 41               | 149          | 35                 | 48          | 82               | 332          | 192            | 45          |
| 40               | 177          | 46                 | 48          | 81               | 365          | 202            | 41          |
| 41               | 167          | 32                 | 22          | 77               | 387          | 213            | 47          |
| 52               | 236          | 40                 | 56          | 113              | 527          | 211            | 38          |
| 59               | 236          | 47                 | 53          | 111              | 484          | 250            | 47          |
| 13.46            | —            | 17.50              | -5.36       | -1.77            | -8.16        | 18.48          | 23.68       |
| 168.18           | 81.54        | 95.83              | 76.67       | 184.62           | 175.00       | 72.41          | 27.03       |

Source : Dept. of Household Registration, MOI.

Note : 1. R.O.C. Residents include Overseas Chinese.

2. The figures included same-sex since 24. May 2019.

表7. 結婚及離婚/終止結婚登記—按國籍及月別分(續)

單位：人

| 年(月)別<br>Year (Month)            | 離 婚 / 終 止 結 婚 |               |                 |               |
|----------------------------------|---------------|---------------|-----------------|---------------|
|                                  | 合 計<br>Total  |               | 本 國 人<br>R.O.C. |               |
|                                  | 男<br>Male     | 女<br>Female   | 男<br>Male       | 女<br>Female   |
| 一〇二年 2013                        | 53,604        | 53,604        | 52,499          | 42,618        |
| 一〇三年 2014                        | 53,190        | 53,190        | 52,093          | 42,805        |
| 一〇四年 2015                        | 53,459        | 53,459        | 52,385          | 43,433        |
| 一〇五年 2016                        | 53,837        | 53,837        | 52,741          | 44,158        |
| 一〇六年 2017                        | 54,412        | 54,412        | 53,273          | 44,751        |
| 一〇七年 2018                        | 54,443        | 54,443        | 53,323          | 45,167        |
| 一〇八年 2019                        | 54,463        | 54,483        | 53,314          | 45,825        |
| 一〇九年 2020                        | 51,509        | 51,851        | 50,705          | 45,353        |
| 一一〇年 2021                        | 47,631        | 48,143        | 46,756          | 42,489        |
| 十 月 Oct.                         | 4,031         | 4,091         | 3,961           | 3,640         |
| 十一 月 Nov.                        | 4,253         | 4,325         | 4,170           | 3,838         |
| 十二 月 Dec.                        | 4,445         | 4,495         | 4,364           | 3,990         |
| <b>一一一年 2022</b>                 | <b>41,791</b> | <b>42,279</b> | <b>40,942</b>   | <b>37,391</b> |
| 一 月 Jan.                         | 3,944         | 3,978         | 3,862           | 3,540         |
| 二 月 Feb.                         | 3,336         | 3,380         | 3,282           | 2,995         |
| 三 月 Mar.                         | 4,792         | 4,850         | 4,706           | 4,250         |
| 四 月 Apr.                         | 4,029         | 4,073         | 3,962           | 3,616         |
| 五 月 May                          | 3,991         | 4,047         | 3,917           | 3,618         |
| 六 月 June                         | 4,131         | 4,181         | 4,041           | 3,677         |
| 七 月 July                         | 4,456         | 4,496         | 4,370           | 3,990         |
| 八 月 Aug.                         | 4,757         | 4,817         | 4,652           | 4,218         |
| 九 月 Sept.                        | 4,304         | 4,366         | 4,207           | 3,877         |
| 十 月 Oct.                         | 4,051         | 4,091         | 3,943           | 3,610         |
| 較上月增減(%)<br>VS. with Last Month  | -5.88         | -6.30         | -6.28           | -6.89         |
| 較上年同月增減(%)<br>VS. with Last Year | 0.50          | —             | -0.45           | -0.82         |

TABLE 7. MARRIAGE AND DIVORCE / TERMINATED MARRIAGES REGISTRATIONS  
- BY NATIONALITY AND MONTH (CONT.)

Unit : Persons

| Divorce / Terminated Marriages |              |                    |             |                  |              |                |             |
|--------------------------------|--------------|--------------------|-------------|------------------|--------------|----------------|-------------|
| 大陸地區<br>Mainland               |              | 港澳<br>H.K. & Macao |             | 東南亞<br>S.E. Asia |              | 其他國家<br>Others |             |
| 男<br>Male                      | 女<br>Female  | 男<br>Male          | 女<br>Female | 男<br>Male        | 女<br>Female  | 男<br>Male      | 女<br>Female |
| 278                            | 6,866        | 59                 | 74          | 193              | 3,929        | 575            | 117         |
| 276                            | 6,459        | 61                 | 94          | 178              | 3,686        | 582            | 146         |
| 256                            | 6,098        | 88                 | 79          | 195              | 3,728        | 535            | 121         |
| 270                            | 5,822        | 91                 | 105         | 178              | 3,629        | 557            | 123         |
| 276                            | 5,616        | 84                 | 118         | 236              | 3,804        | 543            | 123         |
| 287                            | 5,286        | 93                 | 151         | 202              | 3,707        | 538            | 132         |
| 269                            | 4,799        | 117                | 138         | 212              | 3,566        | 551            | 155         |
| 182                            | 3,246        | 72                 | 91          | 198              | 3,053        | 352            | 108         |
| 204                            | 2,759        | 72                 | 90          | 220              | 2,691        | 379            | 114         |
| 15                             | 223          | 5                  | 4           | 22               | 219          | 28             | 5           |
| 17                             | 227          | 7                  | 9           | 20               | 241          | 39             | 10          |
| 23                             | 248          | 4                  | 11          | 23               | 236          | 31             | 10          |
| <b>185</b>                     | <b>2,299</b> | <b>75</b>          | <b>106</b>  | <b>221</b>       | <b>2,378</b> | <b>368</b>     | <b>105</b>  |
| 21                             | 229          | 5                  | 10          | 18               | 195          | 38             | 4           |
| 13                             | 185          | 2                  | 1           | 14               | 191          | 25             | 8           |
| 23                             | 272          | 8                  | 15          | 33               | 302          | 22             | 11          |
| 13                             | 201          | 9                  | 13          | 17               | 234          | 28             | 9           |
| 19                             | 205          | 5                  | 9           | 20               | 207          | 30             | 8           |
| 19                             | 248          | 5                  | 11          | 23               | 233          | 43             | 12          |
| 14                             | 219          | 9                  | 13          | 23               | 261          | 40             | 13          |
| 23                             | 293          | 8                  | 13          | 27               | 282          | 47             | 11          |
| 20                             | 242          | 11                 | 10          | 19               | 225          | 47             | 12          |
| 20                             | 205          | 13                 | 11          | 27               | 248          | 48             | 17          |
| —                              | -15.29       | 18.18              | 10.00       | 42.11            | 10.22        | 2.13           | 41.67       |
| 168.18                         | -8.07        | 160.00             | 175.00      | 22.73            | 13.24        | 71.43          | 240.00      |

表8. 結婚及離婚/終止結婚登記年累計—按國籍及區域別分

單位：人

| 區域別<br>Locality               | 結 婚          |             |                 |             |
|-------------------------------|--------------|-------------|-----------------|-------------|
|                               | 合 計<br>Total |             | 本 國 人<br>R.O.C. |             |
|                               | 男<br>Male    | 女<br>Female | 男<br>Male       | 女<br>Female |
| 一一一年一至十月<br>Jan. - Oct., 2022 | 95,839       | 97,601      | 92,354          | 91,698      |
| 新北市 New Taipei City           | 16,471       | 16,709      | 15,788          | 15,581      |
| 臺北市 Taipei City               | 9,999        | 10,147      | 9,335           | 9,453       |
| 桃園市 Taoyuan City              | 10,294       | 10,514      | 9,903           | 9,786       |
| 臺中市 Taichung City             | 12,638       | 12,888      | 12,212          | 12,181      |
| 臺南市 Tainan City               | 7,440        | 7,602       | 7,227           | 7,213       |
| 高雄市 Kaohsiung City            | 11,196       | 11,446      | 10,848          | 10,837      |
| 臺灣省 Taiwan Prov.              | 27,265       | 27,761      | 26,521          | 26,160      |
| 宜蘭縣 Yilan C.                  | 1,789        | 1,843       | 1,747           | 1,731       |
| 新竹縣 Hsinchu C.                | 2,685        | 2,743       | 2,588           | 2,564       |
| 苗栗縣 Miaoli C.                 | 2,138        | 2,158       | 2,085           | 2,018       |
| 彰化縣 Changhua C.               | 4,734        | 4,796       | 4,606           | 4,506       |
| 南投縣 Nantou C.                 | 1,788        | 1,816       | 1,735           | 1,709       |
| 雲林縣 Yunlin C.                 | 2,343        | 2,361       | 2,295           | 2,196       |
| 嘉義縣 Chiayi C.                 | 1,659        | 1,685       | 1,622           | 1,592       |
| 屏東縣 Pingtung C.               | 3,255        | 3,321       | 3,164           | 3,173       |
| 臺東縣 Taitung C.                | 839          | 863         | 825             | 832         |
| 花蓮縣 Hualien C.                | 1,316        | 1,366       | 1,288           | 1,320       |
| 澎湖縣 Penghu C.                 | 376          | 384         | 370             | 356         |
| 基隆市 Keelung City              | 1,392        | 1,396       | 1,344           | 1,317       |
| 新竹市 Hsinchu City              | 1,945        | 2,015       | 1,873           | 1,901       |
| 嘉義市 Chiayi City               | 1,006        | 1,014       | 979             | 945         |
| 福建省 Fuchien Prov.             | 536          | 534         | 520             | 487         |
| 金門縣 Kinmen C.                 | 472          | 470         | 457             | 429         |
| 連江縣 Lienchiang C.             | 64           | 64          | 63              | 58          |

資料來源：本部戶政司。

說 明：1. 本國人含華僑。

2. 資料包含相同性別之數據。

TABLE 8. MARRIAGE AND DIVORCE / TERMINATED MARRIAGES REGISTRATIONS OF THE YEAR - BY NATIONALITY AND LOCALITY

Unit : Persons

| Marriage         |             |                    |             |                  |             |                |             |
|------------------|-------------|--------------------|-------------|------------------|-------------|----------------|-------------|
| 大陸地區<br>Mainland |             | 港澳<br>H.K. & Macao |             | 東南亞<br>S.E. Asia |             | 其他國家<br>Others |             |
| 男<br>Male        | 女<br>Female | 男<br>Male          | 女<br>Female | 男<br>Male        | 女<br>Female | 男<br>Male      | 女<br>Female |
| 396              | 1,852       | 370                | 473         | 720              | 3,137       | 1,999          | 441         |
| 72               | 370         | 70                 | 106         | 133              | 577         | 408            | 75          |
| 79               | 282         | 63                 | 68          | 62               | 207         | 460            | 137         |
| 43               | 195         | 37                 | 45          | 115              | 455         | 196            | 33          |
| 48               | 225         | 41                 | 60          | 98               | 373         | 239            | 49          |
| 18               | 110         | 23                 | 39          | 55               | 220         | 117            | 20          |
| 40               | 200         | 44                 | 46          | 56               | 313         | 208            | 50          |
| 92               | 443         | 90                 | 106         | 200              | 977         | 362            | 75          |
| 3                | 32          | 5                  | 10          | 9                | 64          | 25             | 6           |
| 16               | 39          | 13                 | 12          | 24               | 117         | 44             | 11          |
| 8                | 47          | 6                  | 12          | 20               | 78          | 19             | 3           |
| 16               | 76          | 11                 | 16          | 37               | 187         | 64             | 11          |
| 2                | 39          | 5                  | 5           | 24               | 59          | 22             | 4           |
| 3                | 40          | 7                  | 9           | 17               | 111         | 21             | 5           |
| 4                | 12          | 4                  | 6           | 11               | 73          | 18             | 2           |
| 14               | 47          | 11                 | 13          | 19               | 83          | 47             | 5           |
| —                | 10          | 1                  | 5           | 3                | 13          | 10             | 3           |
| 5                | 10          | 5                  | 5           | 8                | 27          | 10             | 4           |
| —                | 8           | 1                  | 1           | 2                | 16          | 3              | 3           |
| 8                | 22          | 6                  | 3           | 7                | 49          | 27             | 5           |
| 8                | 39          | 8                  | 7           | 14               | 62          | 42             | 6           |
| 5                | 22          | 7                  | 2           | 5                | 38          | 10             | 7           |
| 4                | 27          | 2                  | 3           | 1                | 15          | 9              | 2           |
| 3                | 22          | 2                  | 3           | 1                | 14          | 9              | 2           |
| 1                | 5           | —                  | —           | —                | 1           | —              | —           |

Source : Dept. of Household Registration, MOI.

Note : 1.R.O.C. Residents include Overseas Chinese.

2.The figures included same-sex.

表8. 結婚及離婚/終止結婚登記年累計—按國籍及區域別分(續)

單位：人

| 區域別<br>Locality               | 離婚 / 終止結婚   |             |               |             |
|-------------------------------|-------------|-------------|---------------|-------------|
|                               | 合計<br>Total |             | 本國人<br>R.O.C. |             |
|                               | 男<br>Male   | 女<br>Female | 男<br>Male     | 女<br>Female |
| 一一一年一至十月<br>Jan. - Oct., 2022 | 41,791      | 42,279      | 40,942        | 37,391      |
| 新北市 New Taipei City           | 7,273       | 7,341       | 7,105         | 6,463       |
| 臺北市 Taipei City               | 3,703       | 3,709       | 3,546         | 3,296       |
| 桃園市 Taoyuan City              | 4,657       | 4,741       | 4,556         | 4,151       |
| 臺中市 Taichung City             | 5,345       | 5,405       | 5,251         | 4,834       |
| 臺南市 Tainan City               | 3,151       | 3,209       | 3,095         | 2,839       |
| 高雄市 Kaohsiung City            | 4,976       | 5,034       | 4,877         | 4,493       |
| 臺灣省 Taiwan Prov.              | 12,493      | 12,655      | 12,324        | 11,160      |
| 宜蘭縣 Yilan C.                  | 784         | 790         | 773           | 715         |
| 新竹縣 Hsinchu C.                | 1,120       | 1,138       | 1,101         | 1,006       |
| 苗栗縣 Miaoli C.                 | 1,001       | 1,013       | 983           | 866         |
| 彰化縣 Changhua C.               | 1,855       | 1,875       | 1,835         | 1,647       |
| 南投縣 Nantou C.                 | 873         | 879         | 865           | 774         |
| 雲林縣 Yunlin C.                 | 1,055       | 1,061       | 1,049         | 907         |
| 嘉義縣 Chiayi C.                 | 770         | 784         | 764           | 650         |
| 屏東縣 Pingtung C.               | 1,511       | 1,543       | 1,487         | 1,355       |
| 臺東縣 Taitung C.                | 469         | 473         | 461           | 439         |
| 花蓮縣 Hualien C.                | 746         | 774         | 735           | 721         |
| 澎湖縣 Penghu C.                 | 254         | 254         | 252           | 224         |
| 基隆市 Keelung City              | 758         | 768         | 738           | 675         |
| 新竹市 Hsinchu City              | 828         | 830         | 817           | 751         |
| 嘉義市 Chiayi City               | 469         | 473         | 464           | 430         |
| 福建省 Fuchien Prov.             | 193         | 185         | 188           | 155         |
| 金門縣 Kinmen C.                 | 163         | 157         | 158           | 131         |
| 連江縣 Lienchiang C.             | 30          | 28          | 30            | 24          |

TABLE 8. MARRIAGE AND DIVORCE / TERMINATED MARRIAGES REGISTRATIONS OF THE YEAR - BY NATIONALITY AND LOCALITY (CONT.)

Unit : Persons

| Divorce / Terminated Marriages |             |                    |             |                  |             |                |             |
|--------------------------------|-------------|--------------------|-------------|------------------|-------------|----------------|-------------|
| 大陸地區<br>Mainland               |             | 港澳<br>H.K. & Macao |             | 東南亞<br>S.E. Asia |             | 其他國家<br>Others |             |
| 男<br>Male                      | 女<br>Female | 男<br>Male          | 女<br>Female | 男<br>Male        | 女<br>Female | 男<br>Male      | 女<br>Female |
| 185                            | 2,299       | 75                 | 106         | 221              | 2,378       | 368            | 105         |
| 37                             | 433         | 22                 | 21          | 41               | 397         | 68             | 27          |
| 31                             | 260         | 10                 | 8           | 28               | 121         | 88             | 24          |
| 27                             | 249         | 9                  | 10          | 39               | 322         | 26             | 9           |
| 18                             | 268         | 6                  | 15          | 25               | 276         | 45             | 12          |
| 10                             | 179         | 5                  | 8           | 15               | 180         | 26             | 3           |
| 23                             | 258         | 9                  | 17          | 22               | 257         | 45             | 9           |
| 36                             | 629         | 14                 | 27          | 50               | 818         | 69             | 21          |
| 3                              | 32          | —                  | 2           | 2                | 37          | 6              | 4           |
| 3                              | 49          | 1                  | 3           | 9                | 79          | 6              | 1           |
| 4                              | 59          | 1                  | 1           | 5                | 86          | 8              | 1           |
| 6                              | 79          | 1                  | 3           | 8                | 141         | 5              | 5           |
| 1                              | 42          | —                  | 4           | 5                | 59          | 2              | —           |
| 1                              | 62          | —                  | 3           | 3                | 88          | 2              | 1           |
| 2                              | 57          | 1                  | 1           | 1                | 75          | 2              | 1           |
| 3                              | 71          | 2                  | 5           | 7                | 109         | 12             | 3           |
| 1                              | 15          | —                  | —           | 1                | 19          | 6              | —           |
| 4                              | 28          | —                  | 2           | 2                | 23          | 5              | —           |
| 1                              | 12          | —                  | 1           | —                | 17          | 1              | —           |
| 3                              | 57          | 6                  | —           | 4                | 34          | 7              | 2           |
| 4                              | 44          | 1                  | —           | 1                | 33          | 5              | 2           |
| —                              | 22          | 1                  | 2           | 2                | 18          | 2              | 1           |
| 3                              | 23          | —                  | —           | 1                | 7           | 1              | —           |
| 3                              | 19          | —                  | —           | 1                | 7           | 1              | —           |
| —                              | 4           | —                  | —           | —                | —           | —              | —           |



表9. 現住人口遷入遷出登記－按月別分

單位：人

1. 男女合計

| 年(月)別<br>Year (Month)            | 遷入             |                               |                        |                    |                     |                      |                    |
|----------------------------------|----------------|-------------------------------|------------------------|--------------------|---------------------|----------------------|--------------------|
|                                  | 合計<br>Total    | 自外國<br>From Foreign Countries | 自他省(市)                 |                    |                     |                      |                    |
|                                  |                |                               | 新北市<br>New Taipei City | 臺北市<br>Taipei City | 桃園市<br>Taoyuan City | 臺中市<br>Taichung City | 臺南市<br>Tainan City |
| 一〇二年 2013                        | 1,079,702      | 39,546                        | 101,769                | 76,680             | —                   | 38,290               | 24,181             |
| 一〇三年 2014                        | 1,073,783      | 38,680                        | 102,234                | 75,246             | —                   | 39,109               | 24,034             |
| 一〇四年 2015                        | 1,004,108      | 36,928                        | 99,230                 | 76,258             | 32,203              | 36,855               | 23,191             |
| 一〇五年 2016                        | 964,536        | 38,132                        | 92,001                 | 80,211             | 30,749              | 34,399               | 21,903             |
| 一〇六年 2017                        | 948,049        | 35,784                        | 88,933                 | 79,324             | 30,324              | 34,118               | 21,594             |
| 一〇七年 2018                        | 984,815        | 36,829                        | 89,542                 | 81,008             | 34,504              | 35,952               | 22,343             |
| 一〇八年 2019                        | 972,043        | 39,120                        | 82,298                 | 86,325             | 35,409              | 36,347               | 22,107             |
| 一〇九年 2020                        | 946,251        | 16,859                        | 81,869                 | 87,701             | 37,789              | 35,561               | 20,919             |
| 一一〇年 2021                        | 920,703        | 16,733                        | 79,441                 | 82,161             | 38,703              | 33,268               | 20,139             |
| 十月 Oct.                          | 69,547         | 1,662                         | 5,751                  | 6,201              | 2,923               | 2,545                | 1,526              |
| 十一月 Nov.                         | 74,445         | 2,136                         | 6,453                  | 6,195              | 3,183               | 2,546                | 1,584              |
| 十二月 Dec.                         | 80,994         | 2,822                         | 7,037                  | 6,827              | 3,391               | 2,774                | 1,710              |
| <b>一一一年 2022</b>                 | <b>877,355</b> | <b>103,779</b>                | <b>71,645</b>          | <b>66,783</b>      | <b>34,485</b>       | <b>29,479</b>        | <b>17,041</b>      |
| 一月 Jan.                          | 81,011         | 2,920                         | 7,018                  | 7,030              | 3,535               | 2,894                | 1,707              |
| 二月 Feb.                          | 67,432         | 2,431                         | 5,718                  | 5,620              | 3,074               | 2,394                | 1,414              |
| 三月 Mar.                          | 103,168        | 4,723                         | 8,920                  | 8,069              | 4,594               | 3,607                | 2,031              |
| 四月 Apr.                          | 84,281         | 5,807                         | 7,459                  | 6,971              | 3,676               | 3,184                | 1,869              |
| 五月 May                           | 82,997         | 6,602                         | 7,025                  | 6,293              | 3,461               | 3,144                | 1,637              |
| 六月 June                          | 85,868         | 10,765                        | 7,449                  | 6,434              | 3,334               | 3,064                | 1,570              |
| 七月 July                          | 101,555        | 16,874                        | 8,197                  | 7,938              | 3,646               | 3,380                | 1,989              |
| 八月 Aug.                          | 99,646         | 16,230                        | 7,751                  | 7,433              | 3,590               | 3,097                | 1,786              |
| 九月 Sept.                         | 95,826         | 15,024                        | 7,078                  | 7,150              | 3,247               | 2,855                | 1,848              |
| 十月 Oct.                          | 75,571         | 22,403                        | 5,030                  | 3,845              | 2,328               | 1,860                | 1,190              |
| 較上月增減(%)<br>VS. with Last Month  | -21.14         | 49.11                         | -28.93                 | -46.22             | -28.30              | -34.85               | -35.61             |
| 較上年同月增減(%)<br>VS. with Last Year | 8.66           | 1,247.95                      | -12.54                 | -37.99             | -20.36              | -26.92               | -22.02             |

資料來源：本部戶政司。  
說明：桃園市於103年12月25日改制升格為直轄市，103年以前無數值。

TABLE 9. MIGRATION REGISTRATION OF RESIDENT POPULATION - BY MONTH

1. BOTH SEX

Unit: Persons

| Immigrants / In-migrants         |                     |                      |                |  |   |                        |               |            |
|----------------------------------|---------------------|----------------------|----------------|--|---|------------------------|---------------|------------|
| From Other Provinces (Cities)    |                     |                      |                | 自本省<br>他縣市<br>Other C.<br>& City<br>of Prov. | 自本縣<br>市他鄉<br>鎮市區<br>Other<br>Township,<br>City & Dist. | 初設<br>戶籍<br>First Reg. | 其他<br>Others  |            |
| 高雄市<br>Kaohsiung<br>City         | 臺灣省<br>Taiwan Prov. | 福建省<br>Fuchien Prov. | 其他省市<br>Others |  |   |                        |               |            |
|                                  | 37,654              | 121,543              | 3,456          | 6  | 79,864  | 534,093                | 22,463        | 157        |
|                                  | 38,858              | 119,918              | 4,054          | 36   | 81,925  | 529,528                | 19,250        | 911        |
|                                  | 35,665              | 113,398              | 4,662          | 24   | 47,147  | 480,415                | 18,006        | 126        |
|                                  | 33,996              | 102,400              | 4,968          | 29   | 45,216  | 461,604                | 18,756        | 172        |
|                                  | 33,956              | 101,003              | 4,964          | 25   | 44,046  | 457,133                | 16,704        | 141        |
|                                  | 34,427              | 101,855              | 5,290          | 23   | 46,665  | 479,279                | 16,965        | 133        |
|                                  | 32,674              | 97,678               | 5,533          | 19   | 44,866  | 473,169                | 16,368        | 130        |
|                                  | 32,508              | 91,409               | 4,851          | 6  | 43,376  | 481,769                | 11,469        | 165        |
|                                  | 31,834              | 88,152               | 4,226          | 3  | 42,928  | 472,054                | 10,940        | 121        |
|                                  | 2,415               | 6,329                | 258            | —  | 2,853   | 36,162                 | 912           | 10         |
|                                  | 2,706               | 6,745                | 275            | —  | 3,484   | 38,218                 | 905           | 15         |
|                                  | 2,681               | 7,292                | 249            | 1  | 3,430   | 41,742                 | 1,025         | 13         |
| <b>一一一年 2022</b>                 | <b>28,587</b>       | <b>73,857</b>        | <b>3,734</b>   | <b>12</b>                                    | <b>36,332</b>   | <b>400,787</b>         | <b>10,723</b> | <b>111</b> |
| 一月 Jan.                          | 2,833               | 7,339                | 346            | 2  | 3,573   | 40,602                 | 1,202         | 10         |
| 二月 Feb.                          | 2,510               | 6,431                | 365            | —  | 3,214   | 33,357                 | 897           | 7          |
| 三月 Mar.                          | 3,575               | 8,951                | 424            | 4  | 4,637   | 52,552                 | 1,075         | 6          |
| 四月 Apr.                          | 3,151               | 7,547                | 352            | 3  | 4,053   | 39,152                 | 1,038         | 19         |
| 五月 May                           | 2,943               | 7,199                | 347            | —  | 3,794   | 39,376                 | 1,161         | 15         |
| 六月 June                          | 2,740               | 7,159                | 454            | —  | 3,622   | 38,302                 | 964           | 11         |
| 七月 July                          | 3,209               | 8,298                | 400            | 1  | 3,976   | 42,456                 | 1,181         | 10         |
| 八月 Aug.                          | 2,998               | 8,134                | 426            | —  | 3,613   | 43,262                 | 1,312         | 14         |
| 九月 Sept.                         | 2,773               | 7,711                | 376            | 2  | 3,526   | 43,296                 | 930           | 10         |
| 十月 Oct.                          | 1,855               | 5,088                | 244            | —  | 2,324   | 28,432                 | 963           | 9          |
| 較上月增減(%)<br>VS. with Last Month  | -33.10              | -34.02               | -35.11         | -100.00                                      | -34.09  | -34.33                 | 3.55          | -10.00     |
| 較上年同月增減(%)<br>VS. with Last Year | -23.19              | -19.61               | -5.43          | --   | -18.54  | -21.38                 | 5.59          | -10.00     |

Source: Dept. of Household Registration, MOI.  
Note: Taoyuan City on 25, December 2014, upgraded to special municipalities by reforming or merging; hence, values are nil before 2014.

表9. 現住人口遷入遷出登記－按月別分(續1)

單位：人

1. 男女合計

| 年(月)別<br>Year (Month)            | 遷出             |                             |                        |                    |                     |                      |                    |                       |
|----------------------------------|----------------|-----------------------------|------------------------|--------------------|---------------------|----------------------|--------------------|-----------------------|
|                                  | 合計<br>Total    | 往外國<br>To Foreign Countries | 往他省(市)                 |                    |                     |                      |                    |                       |
|                                  |                |                             | 新北市<br>New Taipei City | 臺北市<br>Taipei City | 桃園市<br>Taoyuan City | 臺中市<br>Taichung City | 臺南市<br>Tainan City | 高雄市<br>Kaohsiung City |
| 一〇二年 2013                        | 1,065,212      | 47,224                      | 98,819                 | 78,325             | —                   | 44,178               | 24,158             | 34,981                |
| 一〇三年 2014                        | 1,060,001      | 44,170                      | 94,136                 | 77,543             | —                   | 45,773               | 23,319             | 34,320                |
| 一〇四年 2015                        | 995,527        | 45,947                      | 87,379                 | 66,046             | 67,867              | 50,013               | 22,436             | 32,814                |
| 一〇五年 2016                        | 952,829        | 44,807                      | 87,296                 | 60,452             | 59,872              | 46,899               | 22,167             | 32,713                |
| 一〇六年 2017                        | 939,240        | 43,270                      | 86,665                 | 58,891             | 58,709              | 45,324               | 22,626             | 31,741                |
| 一〇七年 2018                        | 975,927        | 44,485                      | 91,579                 | 60,487             | 56,491              | 46,152               | 21,895             | 31,477                |
| 一〇八年 2019                        | 959,325        | 42,364                      | 99,231                 | 56,974             | 52,487              | 42,304               | 22,144             | 33,495                |
| 一〇九年 2020                        | 980,229        | 61,973                      | 100,145                | 54,378             | 51,855              | 41,943               | 21,170             | 31,090                |
| 一一〇年 2021                        | 1,076,713      | 183,369                     | 94,066                 | 49,743             | 48,986              | 41,444               | 21,699             | 29,975                |
| 十月 Oct.                          | 85,367         | 18,363                      | 7,169                  | 3,544              | 3,496               | 2,995                | 1,488              | 2,059                 |
| 十一月 Nov.                         | 92,034         | 20,612                      | 7,398                  | 4,075              | 3,846               | 3,177                | 1,693              | 2,218                 |
| 十二月 Dec.                         | 98,855         | 21,692                      | 8,019                  | 4,497              | 4,141               | 3,489                | 1,705              | 2,403                 |
| <b>一一一年 2022</b>                 | <b>983,247</b> | <b>220,153</b>              | <b>76,443</b>          | <b>42,887</b>      | <b>42,567</b>       | <b>35,493</b>        | <b>18,850</b>      | <b>25,518</b>         |
| 一月 Jan.                          | 103,842        | 26,931                      | 8,157                  | 4,205              | 4,099               | 3,799                | 1,864              | 2,539                 |
| 二月 Feb.                          | 92,052         | 27,936                      | 6,564                  | 3,469              | 3,357               | 3,274                | 1,622              | 2,195                 |
| 三月 Mar.                          | 148,502        | 51,097                      | 9,432                  | 5,360              | 4,915               | 4,328                | 2,260              | 3,316                 |
| 四月 Apr.                          | 134,824        | 57,376                      | 7,551                  | 4,182              | 4,408               | 3,522                | 2,088              | 2,803                 |
| 五月 May                           | 93,867         | 18,612                      | 7,335                  | 4,122              | 4,014               | 3,379                | 1,853              | 2,448                 |
| 六月 June                          | 85,678         | 11,507                      | 7,427                  | 4,627              | 4,360               | 3,231                | 1,843              | 2,447                 |
| 七月 July                          | 90,504         | 6,978                       | 8,729                  | 4,947              | 5,054               | 3,876                | 2,114              | 2,844                 |
| 八月 Aug.                          | 89,228         | 7,083                       | 8,489                  | 4,310              | 5,013               | 4,063                | 2,089              | 2,664                 |
| 九月 Sept.                         | 87,959         | 8,068                       | 8,057                  | 4,616              | 4,405               | 3,556                | 1,877              | 2,571                 |
| 十月 Oct.                          | 56,791         | 4,565                       | 4,702                  | 3,049              | 2,942               | 2,465                | 1,240              | 1,691                 |
| 較上月增減(%)<br>VS. with Last Month  | -35.43         | -43.42                      | -41.64                 | -33.95             | -33.21              | -30.68               | -33.94             | -34.23                |
| 較上年同月增減(%)<br>VS. with Last Year | -33.47         | -75.14                      | -34.41                 | -13.97             | -15.85              | -17.70               | -16.67             | -17.87                |

TABLE 9. MIGRATION REGISTRATION OF RESIDENT POPULATION  
- BY MONTH(CONT. 1)

1. BOTH SEX

Unit : Persons

| Emigrants / Out-migrants    |                         |                |                                |                                      |                   |            | 鄉鎮區內住址變更<br>Change Residence |                |
|-----------------------------|-------------------------|----------------|--------------------------------|--------------------------------------|-------------------|------------|------------------------------|----------------|
| To Other Provinces (Cities) |                         |                | 往本省<br>他縣市                     | 往本縣<br>市他鄉<br>鎮市區                    | 廢止戶籍              | 其他         | 入                            | 出              |
| 臺灣省<br>Taiwan<br>Prov.      | 福建省<br>Fuchien<br>Prov. | 其他省市<br>Others | Other C.<br>& City<br>of Prov. | Other Town-<br>ship, City<br>& Dist. | Cancelled<br>Reg. | Others     | In                           | Out            |
| 112,090                     | 10,912                  | —              | 79,850                         | 534,037                              | 353               | 285        | 549,436                      | 549,436        |
| 118,029                     | 10,322                  | 10             | 81,923                         | 529,499                              | 213               | 744        | 599,840                      | 599,840        |
| 85,978                      | 8,929                   | —              | 47,147                         | 480,415                              | 243               | 313        | 653,958                      | 653,958        |
| 84,724                      | 6,504                   | —              | 45,216                         | 461,604                              | 260               | 315        | 629,050                      | 629,050        |
| 83,358                      | 6,902                   | —              | 44,046                         | 457,133                              | 263               | 312        | 615,260                      | 615,260        |
| 90,213                      | 6,627                   | —              | 46,665                         | 479,279                              | 321               | 256        | 636,306                      | 636,306        |
| 85,841                      | 5,895                   | —              | 44,866                         | 473,169                              | 324               | 231        | 638,353                      | 638,353        |
| 86,644                      | 5,382                   | —              | 43,376                         | 481,769                              | 304               | 200        | 644,038                      | 644,038        |
| 85,878                      | 6,133                   | —              | 42,928                         | 472,054                              | 291               | 147        | 615,057                      | 615,057        |
| 6,460                       | 737                     | —              | 2,853                          | 36,162                               | 28                | 13         | 46,878                       | 46,878         |
| 6,678                       | 602                     | —              | 3,484                          | 38,218                               | 20                | 13         | 50,305                       | 50,305         |
| 7,113                       | 594                     | —              | 3,430                          | 41,742                               | 17                | 13         | 52,818                       | 52,818         |
| <b>78,906</b>               | <b>4,947</b>            | <b>—</b>       | <b>36,332</b>                  | <b>400,787</b>                       | <b>172</b>        | <b>192</b> | <b>504,078</b>               | <b>504,078</b> |
| 7,538                       | 501                     | —              | 3,573                          | 40,602                               | 24                | 10         | 50,786                       | 50,786         |
| 6,686                       | 359                     | —              | 3,214                          | 33,357                               | 9                 | 10         | 40,515                       | 40,515         |
| 10,044                      | 516                     | —              | 4,637                          | 52,552                               | 23                | 22         | 64,846                       | 64,846         |
| 9,165                       | 490                     | —              | 4,053                          | 39,152                               | 14                | 20         | 48,766                       | 48,766         |
| 8,565                       | 333                     | —              | 3,794                          | 39,376                               | 12                | 24         | 48,818                       | 48,818         |
| 7,929                       | 340                     | —              | 3,622                          | 38,302                               | 18                | 25         | 47,525                       | 47,525         |
| 8,944                       | 549                     | —              | 3,976                          | 42,456                               | 18                | 19         | 52,788                       | 52,788         |
| 8,046                       | 541                     | —              | 3,613                          | 43,262                               | 22                | 33         | 54,969                       | 54,969         |
| 6,970                       | 986                     | —              | 3,526                          | 43,296                               | 14                | 17         | 56,953                       | 56,953         |
| 5,019                       | 332                     | —              | 2,324                          | 28,432                               | 18                | 12         | 38,112                       | 38,112         |
| -34.23                      | -66.33                  | --             | -34.09                         | -34.33                               | 28.57             | -29.41     | -33.08                       | -33.08         |
| -17.87                      | -54.95                  | --             | -18.54                         | -21.38                               | -35.71            | -7.69      | -18.70                       | -18.70         |

表9. 現住人口遷入遷出登記－按月別分(續2)

| 單位：人                             |                | 2. 男性                         |                        |                    |                     |                      |                    |
|----------------------------------|----------------|-------------------------------|------------------------|--------------------|---------------------|----------------------|--------------------|
| 年(月)別<br>Year (Month)            | 合計<br>Total    | 自外國<br>From Foreign Countries | 遷入                     |                    |                     |                      |                    |
|                                  |                |                               | 自他省(市)                 |                    |                     |                      |                    |
|                                  |                |                               | 新北市<br>New Taipei City | 臺北市<br>Taipei City | 桃園市<br>Taoyuan City | 臺中市<br>Taichung City | 臺南市<br>Tainan City |
| 一〇二年 2013                        | 487,877        | 18,513                        | 48,237                 | 36,156             | —                   | 17,138               | 10,881             |
| 一〇三年 2014                        | 487,087        | 17,919                        | 48,425                 | 35,484             | —                   | 17,621               | 10,912             |
| 一〇四年 2015                        | 453,242        | 17,286                        | 45,909                 | 35,951             | 14,931              | 16,650               | 10,456             |
| 一〇五年 2016                        | 436,644        | 17,535                        | 43,336                 | 38,158             | 14,208              | 15,550               | 10,038             |
| 一〇六年 2017                        | 431,110        | 16,441                        | 41,731                 | 37,551             | 14,383              | 15,654               | 9,884              |
| 一〇七年 2018                        | 448,628        | 17,070                        | 41,985                 | 38,239             | 16,311              | 16,379               | 10,204             |
| 一〇八年 2019                        | 443,200        | 18,061                        | 38,146                 | 41,098             | 16,653              | 16,500               | 10,220             |
| 一〇九年 2020                        | 433,868        | 8,134                         | 38,105                 | 41,944             | 17,771              | 16,083               | 9,570              |
| 一一〇年 2021                        | 423,227        | 7,893                         | 37,048                 | 39,403             | 18,311              | 15,252               | 9,405              |
| 十月 Oct.                          | 31,796         | 791                           | 2,668                  | 2,958              | 1,429               | 1,112                | 745                |
| 十一月 Nov.                         | 34,021         | 944                           | 3,005                  | 2,979              | 1,442               | 1,136                | 741                |
| 十二月 Dec.                         | 36,924         | 1,231                         | 3,228                  | 3,238              | 1,593               | 1,238                | 834                |
| <b>一一一年 2022</b>                 | <b>403,744</b> | <b>46,795</b>                 | <b>33,395</b>          | <b>31,835</b>      | <b>16,244</b>       | <b>13,708</b>        | <b>7,873</b>       |
| 一月 Jan.                          | 37,260         | 1,354                         | 3,223                  | 3,387              | 1,663               | 1,343                | 765                |
| 二月 Feb.                          | 31,209         | 1,074                         | 2,656                  | 2,639              | 1,445               | 1,133                | 677                |
| 三月 Mar.                          | 48,013         | 2,157                         | 4,202                  | 3,864              | 2,184               | 1,688                | 956                |
| 四月 Apr.                          | 39,057         | 2,534                         | 3,513                  | 3,346              | 1,757               | 1,504                | 844                |
| 五月 May                           | 37,890         | 2,915                         | 3,321                  | 3,035              | 1,652               | 1,432                | 757                |
| 六月 June                          | 39,107         | 4,659                         | 3,477                  | 3,009              | 1,532               | 1,399                | 752                |
| 七月 July                          | 46,622         | 7,635                         | 3,804                  | 3,771              | 1,720               | 1,600                | 945                |
| 八月 Aug.                          | 46,495         | 7,737                         | 3,601                  | 3,535              | 1,706               | 1,430                | 804                |
| 九月 Sept.                         | 44,055         | 6,897                         | 3,308                  | 3,456              | 1,504               | 1,326                | 852                |
| 十月 Oct.                          | 34,036         | 9,833                         | 2,290                  | 1,793              | 1,081               | 853                  | 521                |
| 較上月增減(%)<br>VS. with Last Month  | -22.74         | 42.57                         | -30.77                 | -48.12             | -28.13              | -35.67               | -38.85             |
| 較上年同月增減(%)<br>VS. with Last Year | 7.04           | 1,143.11                      | -14.17                 | -39.38             | -24.35              | -23.29               | -30.07             |

TABLE 9. MIGRATION REGISTRATION OF RESIDENT POPULATION - BY MONTH(CONT. 2)

| 單位：人                             |                | 2. MALE                       |                     |                      |                |  |   |                        |              |
|----------------------------------|----------------|-------------------------------|---------------------|----------------------|----------------|--|---|------------------------|--------------|
| 年(月)別<br>Year (Month)            | 合計<br>Total    | Immigrants / In-migrants      |                     |                      |                |  |   |                        |              |
|                                  |                | From Other Provinces (Cities) |                     |                      |                | 自本省<br>他縣市<br>Other C.<br>& City<br>of Prov. | 自本縣<br>市他鄉<br>鎮市區<br>Other<br>Township,<br>City & Dist. | 初設<br>戶籍<br>First Reg. | 其他<br>Others |
|                                  |                | 高雄市<br>Kaohsiung<br>City      | 臺灣省<br>Taiwan Prov. | 福建省<br>Fuchien Prov. | 其他省市<br>Others |  |   |                        |              |
|                                  |                | 高雄<br>City                    | Taiwan<br>Prov.     | Fuchien<br>Prov.     | Others         | Other C.<br>& City<br>of Prov.               | Other<br>Township,<br>City & Dist.                      | First<br>Reg.          | Others       |
| 一〇二年 2013                        | 487,877        | 17,541                        | 55,282              | 1,968                | 4              | 36,480                                       | 240,321   | 5,256                  | 100          |
| 一〇三年 2014                        | 487,087        | 18,278                        | 54,397              | 2,298                | 19             | 37,635                                       | 238,815   | 4,775                  | 509          |
| 一〇四年 2015                        | 453,242        | 16,495                        | 51,899              | 2,546                | 13             | 21,145                                       | 215,131   | 4,775                  | 55           |
| 一〇五年 2016                        | 436,644        | 15,803                        | 47,321              | 2,775                | 16             | 20,285                                       | 206,694   | 4,842                  | 83           |
| 一〇六年 2017                        | 431,110        | 15,808                        | 46,922              | 2,708                | 15             | 20,001                                       | 205,384   | 4,569                  | 59           |
| 一〇七年 2018                        | 448,628        | 16,115                        | 47,109              | 2,903                | 11             | 21,116                                       | 216,455   | 4,666                  | 65           |
| 一〇八年 2019                        | 443,200        | 15,184                        | 45,346              | 2,923                | 17             | 20,467                                       | 213,504   | 5,016                  | 65           |
| 一〇九年 2020                        | 433,868        | 15,292                        | 42,409              | 2,691                | 4              | 19,577                                       | 218,612   | 3,585                  | 91           |
| 一一〇年 2021                        | 423,227        | 15,258                        | 41,276              | 2,350                | 2              | 19,491                                       | 214,405   | 3,074                  | 59           |
| 十月 Oct.                          | 31,796         | 1,147                         | 2,952               | 147                  | —              | 1,280  | 16,340  | 223                    | 4            |
| 十一月 Nov.                         | 34,021         | 1,275                         | 3,153               | 155                  | —              | 1,542  | 17,426  | 215                    | 8            |
| 十二月 Dec.                         | 36,924         | 1,257                         | 3,464               | 153                  | 1              | 1,519  | 18,852  | 310                    | 6            |
| <b>一一一年 2022</b>                 | <b>403,744</b> | <b>13,705</b>                 | <b>34,440</b>       | <b>2,153</b>         | <b>4</b>       | <b>16,613</b>                                | <b>183,452</b>  | <b>3,483</b>           | <b>44</b>    |
| 一月 Jan.                          | 37,260         | 1,400                         | 3,398               | 209                  | —              | 1,620  | 18,498  | 396                    | 4            |
| 二月 Feb.                          | 31,209         | 1,262                         | 3,013               | 213                  | —              | 1,509  | 15,318  | 265                    | 5            |
| 三月 Mar.                          | 48,013         | 1,685                         | 4,201               | 224                  | 2              | 2,124  | 24,352  | 370                    | 4            |
| 四月 Apr.                          | 39,057         | 1,515                         | 3,572               | 213                  | —              | 1,848  | 18,099  | 305                    | 7            |
| 五月 May                           | 37,890         | 1,426                         | 3,306               | 198                  | —              | 1,716  | 17,832  | 292                    | 8            |
| 六月 June                          | 39,107         | 1,263                         | 3,299               | 261                  | —              | 1,664  | 17,497  | 291                    | 4            |
| 七月 July                          | 46,622         | 1,522                         | 3,897               | 236                  | 1              | 1,803  | 19,285  | 401                    | 2            |
| 八月 Aug.                          | 46,495         | 1,470                         | 3,910               | 243                  | —              | 1,655  | 19,929  | 470                    | 5            |
| 九月 Sept.                         | 44,055         | 1,330                         | 3,551               | 222                  | 1              | 1,602  | 19,679  | 326                    | 1            |
| 十月 Oct.                          | 34,036         | 832                           | 2,293               | 134                  | —              | 1,072  | 12,963  | 367                    | 4            |
| 較上月增減(%)<br>VS. with Last Month  | -22.74         | -37.44                        | -35.43              | -39.64               | -100.00        | -33.08                                       | -34.13  | 12.58                  | 300.00       |
| 較上年同月增減(%)<br>VS. with Last Year | 7.04           | -27.46                        | -22.32              | -8.84                | --             | -16.25                                       | -20.67  | 64.57                  | —            |

表9. 現住人口遷入遷出登記－按月別分(續3)

單位：人

2. 男性

| 年(月)別<br>Year (Month)            | 遷出             |                             |                        |                    |                     |                      |                    |                       |
|----------------------------------|----------------|-----------------------------|------------------------|--------------------|---------------------|----------------------|--------------------|-----------------------|
|                                  | 合計<br>Total    | 往外國<br>To Foreign Countries | 往他省(市)                 |                    |                     |                      |                    |                       |
|                                  |                |                             | 新北市<br>New Taipei City | 臺北市<br>Taipei City | 桃園市<br>Taoyuan City | 臺中市<br>Taichung City | 臺南市<br>Tainan City | 高雄市<br>Kaohsiung City |
| 一〇二年 2013                        | 485,137        | 20,985                      | 44,961                 | 36,093             | —                   | 19,783               | 11,018             | 16,013                |
| 一〇三年 2014                        | 483,874        | 19,627                      | 42,704                 | 35,646             | —                   | 20,633               | 10,667             | 15,851                |
| 一〇四年 2015                        | 451,627        | 20,306                      | 40,038                 | 30,101             | 30,983              | 22,343               | 10,289             | 15,081                |
| 一〇五年 2016                        | 434,410        | 20,024                      | 40,414                 | 27,815             | 28,064              | 21,215               | 10,236             | 15,313                |
| 一〇六年 2017                        | 429,722        | 19,471                      | 40,227                 | 26,955             | 27,970              | 20,436               | 10,493             | 14,614                |
| 一〇七年 2018                        | 447,240        | 20,211                      | 42,390                 | 27,655             | 26,873              | 20,640               | 10,218             | 14,755                |
| 一〇八年 2019                        | 439,444        | 19,166                      | 46,222                 | 25,587             | 24,601              | 19,346               | 10,234             | 15,664                |
| 一〇九年 2020                        | 449,525        | 27,284                      | 47,181                 | 24,628             | 24,227              | 19,007               | 10,056             | 14,280                |
| 一一〇年 2021                        | 490,932        | 78,557                      | 44,312                 | 22,581             | 23,133              | 19,019               | 10,289             | 14,031                |
| 十月 Oct.                          | 38,653         | 7,854                       | 3,373                  | 1,609              | 1,614               | 1,384                | 701                | 951                   |
| 十一月 Nov.                         | 41,882         | 9,014                       | 3,457                  | 1,846              | 1,798               | 1,473                | 796                | 1,010                 |
| 十二月 Dec.                         | 44,906         | 9,523                       | 3,788                  | 2,010              | 1,918               | 1,647                | 774                | 1,139                 |
| <b>一一一年 2022</b>                 | <b>462,325</b> | <b>108,757</b>              | <b>36,010</b>          | <b>19,395</b>      | <b>20,013</b>       | <b>16,187</b>        | <b>8,961</b>       | <b>11,971</b>         |
| 一月 Jan.                          | 47,731         | 12,213                      | 3,816                  | 1,935              | 1,869               | 1,735                | 889                | 1,186                 |
| 二月 Feb.                          | 42,454         | 12,584                      | 3,022                  | 1,584              | 1,584               | 1,489                | 791                | 1,079                 |
| 三月 Mar.                          | 71,551         | 26,057                      | 4,456                  | 2,419              | 2,321               | 2,023                | 1,068              | 1,588                 |
| 四月 Apr.                          | 65,874         | 29,646                      | 3,562                  | 1,885              | 2,139               | 1,624                | 1,064              | 1,295                 |
| 五月 May                           | 44,087         | 9,401                       | 3,457                  | 1,875              | 1,889               | 1,527                | 867                | 1,169                 |
| 六月 June                          | 39,957         | 5,785                       | 3,507                  | 2,060              | 2,003               | 1,465                | 846                | 1,126                 |
| 七月 July                          | 42,019         | 3,420                       | 4,162                  | 2,245              | 2,371               | 1,712                | 995                | 1,343                 |
| 八月 Aug.                          | 41,784         | 3,476                       | 4,050                  | 1,971              | 2,371               | 1,873                | 993                | 1,246                 |
| 九月 Sept.                         | 40,765         | 3,918                       | 3,815                  | 2,073              | 2,093               | 1,622                | 877                | 1,199                 |
| 十月 Oct.                          | 26,103         | 2,257                       | 2,163                  | 1,348              | 1,373               | 1,117                | 571                | 740                   |
| 較上月增減(%)<br>VS. with Last Month  | -35.97         | -42.39                      | -43.30                 | -34.97             | -34.40              | -31.13               | -34.89             | -38.28                |
| 較上年同月增減(%)<br>VS. with Last Year | -32.47         | -71.26                      | -35.87                 | -16.22             | -14.93              | -19.29               | -18.54             | -22.19                |

TABLE 9. MIGRATION REGISTRATION OF RESIDENT POPULATION  
- BY MONTH(CONT. 3)

2. MALE

Unit : Persons

| Emigrants / Out-migrants    |                         |                |  |   |                           |              | 鄉鎮區內住址變更<br>Change Residence |                |
|-----------------------------|-------------------------|----------------|--|---|---------------------------|--------------|------------------------------|----------------|
| To Other Provinces (Cities) |                         |                | 往本省<br>他縣市<br>Other C.<br>& City<br>of Prov. | 往本縣<br>市他鄉<br>鎮市區<br>Other Town-<br>ship, City<br>& Dist. | 廢止戶籍<br>Cancelled<br>Reg. | 其他<br>Others | 入<br>In                      | 出<br>Out       |
| 臺灣省<br>Taiwan<br>Prov.      | 福建省<br>Fuchien<br>Prov. | 其他省市<br>Others |  |   |                           |              |                              |                |
| 53,578                      | 5,669                   | —              | 36,468                                       | 240,275   | 176                       | 118          | 257,795                      | 257,795        |
| 56,518                      | 5,390                   | 6              | 37,634                                       | 238,812   | 66                        | 320          | 282,578                      | 282,578        |
| 41,234                      | 4,768                   | —              | 21,145                                       | 215,131   | 85                        | 123          | 310,303                      | 310,303        |
| 40,731                      | 3,401                   | —              | 20,285                                       | 206,694   | 88                        | 130          | 298,435                      | 298,435        |
| 40,175                      | 3,771                   | —              | 20,001                                       | 205,384   | 94                        | 131          | 292,857                      | 292,857        |
| 43,166                      | 3,548                   | —              | 21,116                                       | 216,455   | 104                       | 109          | 300,848                      | 300,848        |
| 41,107                      | 3,309                   | —              | 20,467                                       | 213,504   | 120                       | 117          | 301,422                      | 301,422        |
| 41,458                      | 3,028                   | —              | 19,577                                       | 218,612   | 105                       | 82           | 305,939                      | 305,939        |
| 41,664                      | 3,274                   | —              | 19,491                                       | 214,405   | 106                       | 70           | 292,366                      | 292,366        |
| 3,130                       | 396                     | —              | 1,280  | 16,340  | 15                        | 6            | 22,119                       | 22,119         |
| 3,193                       | 313                     | —              | 1,542  | 17,426  | 7                         | 7            | 23,821                       | 23,821         |
| 3,397                       | 332                     | —              | 1,519  | 18,852  | 4                         | 3            | 25,078                       | 25,078         |
| <b>38,158</b>               | <b>2,658</b>            | <b>—</b>       | <b>16,613</b>                                | <b>183,452</b>  | <b>55</b>                 | <b>95</b>    | <b>239,772</b>               | <b>239,772</b> |
| 3,678                       | 280                     | —              | 1,620  | 18,498  | 7                         | 5            | 24,232                       | 24,232         |
| 3,289                       | 200                     | —              | 1,509  | 15,318  | 2                         | 3            | 19,268                       | 19,268         |
| 4,842                       | 287                     | —              | 2,124  | 24,352  | 8                         | 6            | 30,950                       | 30,950         |
| 4,432                       | 263                     | —              | 1,848  | 18,099  | 4                         | 13           | 23,362                       | 23,362         |
| 4,161                       | 182                     | —              | 1,716  | 17,832  | 3                         | 8            | 23,477                       | 23,477         |
| 3,795                       | 190                     | —              | 1,664  | 17,497  | 7                         | 12           | 22,603                       | 22,603         |
| 4,380                       | 287                     | —              | 1,803  | 19,285  | 5                         | 11           | 24,999                       | 24,999         |
| 3,923                       | 272                     | —              | 1,655  | 19,929  | 8                         | 17           | 26,081                       | 26,081         |
| 3,368                       | 502                     | —              | 1,602  | 19,679  | 5                         | 12           | 26,827                       | 26,827         |
| 2,290                       | 195                     | —              | 1,072  | 12,963  | 6                         | 8            | 17,973                       | 17,973         |
| -38.28                      | -61.16                  | --             | -33.08                                       | -34.13  | 20.00                     | -33.33       | -33.00                       | -33.00         |
| -22.19                      | -50.76                  | --             | -16.25                                       | -20.67  | -60.00                    | 33.33        | -18.74                       | -18.74         |

表9. 現住人口遷入遷出登記－按月別分(續4)

| 單位：人                             |                | 3. 女性                         |                        |                    |                     |                      |                    |
|----------------------------------|----------------|-------------------------------|------------------------|--------------------|---------------------|----------------------|--------------------|
| 年(月)別<br>Year (Month)            | 合計<br>Total    | 自外國<br>From Foreign Countries | 遷入                     |                    |                     |                      |                    |
|                                  |                |                               | 自他省(市)                 |                    |                     |                      |                    |
|                                  |                |                               | 新北市<br>New Taipei City | 臺北市<br>Taipei City | 桃園市<br>Taoyuan City | 臺中市<br>Taichung City | 臺南市<br>Tainan City |
| 一〇二年 2013                        | 591,825        | 21,033                        | 53,532                 | 40,524             | —                   | 21,152               | 13,300             |
| 一〇三年 2014                        | 586,696        | 20,761                        | 53,809                 | 39,762             | —                   | 21,488               | 13,122             |
| 一〇四年 2015                        | 550,866        | 19,642                        | 53,321                 | 40,307             | 17,272              | 20,205               | 12,735             |
| 一〇五年 2016                        | 527,892        | 20,597                        | 48,665                 | 42,053             | 16,541              | 18,849               | 11,865             |
| 一〇六年 2017                        | 516,939        | 19,343                        | 47,202                 | 41,773             | 15,941              | 18,464               | 11,710             |
| 一〇七年 2018                        | 536,187        | 19,759                        | 47,557                 | 42,769             | 18,193              | 19,573               | 12,139             |
| 一〇八年 2019                        | 528,843        | 21,059                        | 44,152                 | 45,227             | 18,756              | 19,847               | 11,887             |
| 一〇九年 2020                        | 512,383        | 8,725                         | 43,764                 | 45,757             | 20,018              | 19,478               | 11,349             |
| 一一〇年 2021                        | 497,476        | 8,840                         | 42,393                 | 42,758             | 20,392              | 18,016               | 10,734             |
| 十月 Oct.                          | 37,751         | 871                           | 3,083                  | 3,243              | 1,494               | 1,433                | 781                |
| 十一月 Nov.                         | 40,424         | 1,192                         | 3,448                  | 3,216              | 1,741               | 1,410                | 843                |
| 十二月 Dec.                         | 44,070         | 1,591                         | 3,809                  | 3,589              | 1,798               | 1,536                | 876                |
| <b>一一一年 2022</b>                 | <b>473,611</b> | <b>56,984</b>                 | <b>38,250</b>          | <b>34,948</b>      | <b>18,241</b>       | <b>15,771</b>        | <b>9,168</b>       |
| 一月 Jan.                          | 43,751         | 1,566                         | 3,795                  | 3,643              | 1,872               | 1,551                | 942                |
| 二月 Feb.                          | 36,223         | 1,357                         | 3,062                  | 2,981              | 1,629               | 1,261                | 737                |
| 三月 Mar.                          | 55,155         | 2,566                         | 4,718                  | 4,205              | 2,410               | 1,919                | 1,075              |
| 四月 Apr.                          | 45,224         | 3,273                         | 3,946                  | 3,625              | 1,919               | 1,680                | 1,025              |
| 五月 May                           | 45,107         | 3,687                         | 3,704                  | 3,258              | 1,809               | 1,712                | 880                |
| 六月 June                          | 46,761         | 6,106                         | 3,972                  | 3,425              | 1,802               | 1,665                | 818                |
| 七月 July                          | 54,933         | 9,239                         | 4,393                  | 4,167              | 1,926               | 1,780                | 1,044              |
| 八月 Aug.                          | 53,151         | 8,493                         | 4,150                  | 3,898              | 1,884               | 1,667                | 982                |
| 九月 Sept.                         | 51,771         | 8,127                         | 3,770                  | 3,694              | 1,743               | 1,529                | 996                |
| 十月 Oct.                          | 41,535         | 12,570                        | 2,740                  | 2,052              | 1,247               | 1,007                | 669                |
| 較上月增減(%)<br>VS. with Last Month  | -19.77         | 54.67                         | -27.32                 | -44.45             | -28.46              | -34.14               | -32.83             |
| 較上年同月增減(%)<br>VS. with Last Year | 10.02          | 1,343.17                      | -11.13                 | -36.73             | -16.53              | -29.73               | -14.34             |

TABLE 9. MIGRATION REGISTRATION OF RESIDENT POPULATION - BY MONTH(CONT. 4)

| 3. FEMALE                     |                     | Unit : Persons           |                |  |   |                        |              |
|-------------------------------|---------------------|--------------------------|----------------|--|---|------------------------|--------------|
|                               |                     | Immigrants / In-migrants |                |  |   |                        |              |
| From Other Provinces (Cities) |                     |                          |                | 自本省<br>他縣市<br>Other C.<br>& City<br>of Prov. | 自本縣<br>市他鄉<br>鎮市區<br>Other<br>Township,<br>City & Dist. | 初設<br>戶籍<br>First Reg. | 其他<br>Others |
| 高雄市<br>Kaohsiung<br>City      | 臺灣省<br>Taiwan Prov. | 福建省<br>Fuchien Prov.     | 其他省市<br>Others |  |   |                        |              |
| 20,113                        | 66,261              | 1,488                    | 2              | 43,384                                       | 293,772   | 17,207                 | 57           |
| 20,580                        | 65,521              | 1,756                    | 17             | 44,290                                       | 290,713   | 14,475                 | 402          |
| 19,170                        | 61,499              | 2,116                    | 11             | 26,002                                       | 265,284   | 13,231                 | 71           |
| 18,193                        | 55,079              | 2,193                    | 13             | 24,931                                       | 254,910   | 13,914                 | 89           |
| 18,148                        | 54,081              | 2,256                    | 10             | 24,045                                       | 251,749   | 12,135                 | 82           |
| 18,312                        | 54,746              | 2,387                    | 12             | 25,549                                       | 262,824   | 12,299                 | 68           |
| 17,490                        | 52,332              | 2,610                    | 2              | 24,399                                       | 259,665   | 11,352                 | 65           |
| 17,216                        | 49,000              | 2,160                    | 2              | 23,799                                       | 263,157   | 7,884                  | 74           |
| 16,576                        | 46,876              | 1,876                    | 1              | 23,437                                       | 257,649   | 7,866                  | 62           |
| 1,268                         | 3,377               | 111                      | —              | 1,573  | 19,822  | 689                    | 6            |
| 1,431                         | 3,592               | 120                      | —              | 1,942  | 20,792  | 690                    | 7            |
| 1,424                         | 3,828               | 96                       | —              | 1,911  | 22,890  | 715                    | 7            |
| <b>14,882</b>                 | <b>39,417</b>       | <b>1,581</b>             | <b>8</b>       | <b>19,719</b>                                | <b>217,335</b>  | <b>7,240</b>           | <b>67</b>    |
| 1,433                         | 3,941               | 137                      | 2              | 1,953  | 22,104  | 806                    | 6            |
| 1,248                         | 3,418               | 152                      | —              | 1,705  | 18,039  | 632                    | 2            |
| 1,890                         | 4,750               | 200                      | 2              | 2,513  | 28,200  | 705                    | 2            |
| 1,636                         | 3,975               | 139                      | 3              | 2,205  | 21,053  | 733                    | 12           |
| 1,517                         | 3,893               | 149                      | —              | 2,078  | 21,544  | 869                    | 7            |
| 1,477                         | 3,860               | 193                      | —              | 1,958  | 20,805  | 673                    | 7            |
| 1,687                         | 4,401               | 164                      | —              | 2,173  | 23,171  | 780                    | 8            |
| 1,528                         | 4,224               | 183                      | —              | 1,958  | 23,333  | 842                    | 9            |
| 1,443                         | 4,160               | 154                      | 1              | 1,924  | 23,617  | 604                    | 9            |
| 1,023                         | 2,795               | 110                      | —              | 1,252  | 15,469  | 596                    | 5            |
| -29.11                        | -32.81              | -28.57                   | -100.00        | -34.93                                       | -34.50  | -1.32                  | -44.44       |
| -19.32                        | -17.23              | -0.90                    | --             | -20.41                                       | -21.96  | -13.50                 | -16.67       |

表9. 現住人口遷入遷出登記—按月別分(續5完)

TABLE 9. MIGRATION REGISTRATION OF RESIDENT POPULATION - BY MONTH(END)

單位：人

3. 女性

| 年(月)別<br>Year (Month)            | 遷出             |                             |                        |                    |                     |                      |                    |                       |
|----------------------------------|----------------|-----------------------------|------------------------|--------------------|---------------------|----------------------|--------------------|-----------------------|
|                                  | 合計<br>Total    | 往外國<br>To Foreign Countries | 往他省(市)                 |                    |                     |                      |                    |                       |
|                                  |                |                             | 新北市<br>New Taipei City | 臺北市<br>Taipei City | 桃園市<br>Taoyuan City | 臺中市<br>Taichung City | 臺南市<br>Tainan City | 高雄市<br>Kaohsiung City |
| 一〇二年 2013                        | 580,075        | 26,239                      | 53,858                 | 42,232             | —                   | 24,395               | 13,140             | 18,968                |
| 一〇三年 2014                        | 576,127        | 24,543                      | 51,432                 | 41,897             | —                   | 25,140               | 12,652             | 18,469                |
| 一〇四年 2015                        | 543,900        | 25,641                      | 47,341                 | 35,945             | 36,884              | 27,670               | 12,147             | 17,733                |
| 一〇五年 2016                        | 518,419        | 24,783                      | 46,882                 | 32,637             | 31,808              | 25,684               | 11,931             | 17,400                |
| 一〇六年 2017                        | 509,518        | 23,799                      | 46,438                 | 31,936             | 30,739              | 24,888               | 12,133             | 17,127                |
| 一〇七年 2018                        | 528,687        | 24,274                      | 49,189                 | 32,832             | 29,618              | 25,512               | 11,677             | 16,722                |
| 一〇八年 2019                        | 519,881        | 23,198                      | 53,009                 | 31,387             | 27,886              | 22,958               | 11,910             | 17,831                |
| 一〇九年 2020                        | 530,704        | 34,689                      | 52,964                 | 29,750             | 27,628              | 22,936               | 11,114             | 16,810                |
| 一一〇年 2021                        | 585,781        | 104,812                     | 49,754                 | 27,162             | 25,853              | 22,425               | 11,410             | 15,944                |
| 十月 Oct.                          | 46,714         | 10,509                      | 3,796                  | 1,935              | 1,882               | 1,611                | 787                | 1,108                 |
| 十一月 Nov.                         | 50,152         | 11,598                      | 3,941                  | 2,229              | 2,048               | 1,704                | 897                | 1,208                 |
| 十二月 Dec.                         | 53,949         | 12,169                      | 4,231                  | 2,487              | 2,223               | 1,842                | 931                | 1,264                 |
| <b>一一一年 2022</b>                 | <b>520,922</b> | <b>111,396</b>              | <b>40,433</b>          | <b>23,492</b>      | <b>22,554</b>       | <b>19,306</b>        | <b>9,889</b>       | <b>13,547</b>         |
| 一月 Jan.                          | 56,111         | 14,718                      | 4,341                  | 2,270              | 2,230               | 2,064                | 975                | 1,353                 |
| 二月 Feb.                          | 49,598         | 15,352                      | 3,542                  | 1,885              | 1,773               | 1,785                | 831                | 1,116                 |
| 三月 Mar.                          | 76,951         | 25,040                      | 4,976                  | 2,941              | 2,594               | 2,305                | 1,192              | 1,728                 |
| 四月 Apr.                          | 68,950         | 27,730                      | 3,989                  | 2,297              | 2,269               | 1,898                | 1,024              | 1,508                 |
| 五月 May                           | 49,780         | 9,211                       | 3,878                  | 2,247              | 2,125               | 1,852                | 986                | 1,279                 |
| 六月 June                          | 45,721         | 5,722                       | 3,920                  | 2,567              | 2,357               | 1,766                | 997                | 1,321                 |
| 七月 July                          | 48,485         | 3,558                       | 4,567                  | 2,702              | 2,683               | 2,164                | 1,119              | 1,501                 |
| 八月 Aug.                          | 47,444         | 3,607                       | 4,439                  | 2,339              | 2,642               | 2,190                | 1,096              | 1,418                 |
| 九月 Sept.                         | 47,194         | 4,150                       | 4,242                  | 2,543              | 2,312               | 1,934                | 1,000              | 1,372                 |
| 十月 Oct.                          | 30,688         | 2,308                       | 2,539                  | 1,701              | 1,569               | 1,348                | 669                | 951                   |
| 較上月增減(%)<br>VS. with Last Month  | -34.97         | -44.39                      | -40.15                 | -33.11             | -32.14              | -30.30               | -33.10             | -30.69                |
| 較上年同月增減(%)<br>VS. with Last Year | -34.31         | -78.04                      | -33.11                 | -12.09             | -16.63              | -16.33               | -14.99             | -14.17                |

3. FEMALE

Unit : Persons

| Emigrants / Out-migrants    |                         |                |                                |                                      |                   |           | 鄉鎮區內住址變更<br>Change Residence |                |
|-----------------------------|-------------------------|----------------|--------------------------------|--------------------------------------|-------------------|-----------|------------------------------|----------------|
| To Other Provinces (Cities) |                         |                | 往本省<br>他縣市                     | 往本縣<br>市他鄉<br>鎮市區                    | 廢止戶籍              | 其他        | 入                            | 出              |
| 臺灣省<br>Taiwan<br>Prov.      | 福建省<br>Fuchien<br>Prov. | 其他省市<br>Others | Other C.<br>& City<br>of Prov. | Other Town-<br>ship, City<br>& Dist. | Cancelled<br>Reg. | Others    | In                           | Out            |
| 58,512                      | 5,243                   | —              | 43,382                         | 293,762                              | 177               | 167       | 291,641                      | 291,641        |
| 61,511                      | 4,932                   | 4              | 44,289                         | 290,687                              | 147               | 424       | 317,262                      | 317,262        |
| 44,744                      | 4,161                   | —              | 26,002                         | 265,284                              | 158               | 190       | 343,655                      | 343,655        |
| 43,993                      | 3,103                   | —              | 24,931                         | 254,910                              | 172               | 185       | 330,615                      | 330,615        |
| 43,183                      | 3,131                   | —              | 24,045                         | 251,749                              | 169               | 181       | 322,403                      | 322,403        |
| 47,047                      | 3,079                   | —              | 25,549                         | 262,824                              | 217               | 147       | 335,458                      | 335,458        |
| 44,734                      | 2,586                   | —              | 24,399                         | 259,665                              | 204               | 114       | 336,931                      | 336,931        |
| 45,186                      | 2,354                   | —              | 23,799                         | 263,157                              | 199               | 118       | 338,099                      | 338,099        |
| 44,214                      | 2,859                   | —              | 23,437                         | 257,649                              | 185               | 77        | 322,691                      | 322,691        |
| 3,330                       | 341                     | —              | 1,573                          | 19,822                               | 13                | 7         | 24,759                       | 24,759         |
| 3,485                       | 289                     | —              | 1,942                          | 20,792                               | 13                | 6         | 26,484                       | 26,484         |
| 3,716                       | 262                     | —              | 1,911                          | 22,890                               | 13                | 10        | 27,740                       | 27,740         |
| <b>40,748</b>               | <b>2,289</b>            | <b>—</b>       | <b>19,719</b>                  | <b>217,335</b>                       | <b>117</b>        | <b>97</b> | <b>264,306</b>               | <b>264,306</b> |
| 3,860                       | 221                     | —              | 1,953                          | 22,104                               | 17                | 5         | 26,554                       | 26,554         |
| 3,397                       | 159                     | —              | 1,705                          | 18,039                               | 7                 | 7         | 21,247                       | 21,247         |
| 5,202                       | 229                     | —              | 2,513                          | 28,200                               | 15                | 16        | 33,896                       | 33,896         |
| 4,733                       | 227                     | —              | 2,205                          | 21,053                               | 10                | 7         | 25,404                       | 25,404         |
| 4,404                       | 151                     | —              | 2,078                          | 21,544                               | 9                 | 16        | 25,341                       | 25,341         |
| 4,134                       | 150                     | —              | 1,958                          | 20,805                               | 11                | 13        | 24,922                       | 24,922         |
| 4,564                       | 262                     | —              | 2,173                          | 23,171                               | 13                | 8         | 27,789                       | 27,789         |
| 4,123                       | 269                     | —              | 1,958                          | 23,333                               | 14                | 16        | 28,888                       | 28,888         |
| 3,602                       | 484                     | —              | 1,924                          | 23,617                               | 9                 | 5         | 30,126                       | 30,126         |
| 2,729                       | 137                     | —              | 1,252                          | 15,469                               | 12                | 4         | 20,139                       | 20,139         |
| -30.69                      | -71.69                  | --             | -34.93                         | -34.50                               | 33.33             | -20.00    | -33.15                       | -33.15         |
| -14.17                      | -59.82                  | --             | -20.41                         | -21.96                               | -7.69             | -42.86    | -18.66                       | -18.66         |

表10. 現住人口遷入遷出登記—按區域別分

單位：人

1. 男女合計

| 區域別<br>Locality       | 遷入          |                               |                        |                    |                     |                      |                    |
|-----------------------|-------------|-------------------------------|------------------------|--------------------|---------------------|----------------------|--------------------|
|                       | 合計<br>Total | 自外國<br>From Foreign Countries | 自他省(市)                 |                    |                     |                      |                    |
|                       |             |                               | 新北市<br>New Taipei City | 臺北市<br>Taipei City | 桃園市<br>Taoyuan City | 臺中市<br>Taichung City | 臺南市<br>Tainan City |
| 一〇一一年十月<br>Oct., 2022 | 75,571      | 22,403                        | 5,030                  | 3,845              | 2,328               | 1,860                | 1,190              |
| 新 北 市New Taipei City  | 14,018      | 4,961                         | —                      | 2,320              | 797                 | 182                  | 124                |
| 臺 北 市Taipei City      | 13,179      | 6,841                         | 1,870                  | —                  | 255                 | 143                  | 87                 |
| 桃 園 市Taoyuan City     | 7,885       | 1,837                         | 1,268                  | 459                | —                   | 183                  | 82                 |
| 臺 中 市Taichung City    | 10,095      | 2,280                         | 293                    | 183                | 167                 | —                    | 150                |
| 臺 南 市Tainan City      | 5,257       | 1,124                         | 148                    | 90                 | 112                 | 110                  | —                  |
| 高 雄 市Kaohsiung City   | 8,137       | 1,970                         | 161                    | 96                 | 132                 | 138                  | 323                |
| 臺 灣 省Taiwan Prov.     | 16,500      | 3,324                         | 1,213                  | 669                | 820                 | 1,061                | 401                |
| 宜蘭縣Yilan C.           | 1,237       | 243                           | 137                    | 77                 | 60                  | 15                   | 9                  |
| 新竹縣Hsinchu C.         | 1,596       | 285                           | 108                    | 80                 | 199                 | 49                   | 35                 |
| 苗栗縣Miaoli C.          | 1,232       | 245                           | 103                    | 43                 | 97                  | 140                  | 7                  |
| 彰化縣Changhua C.        | 2,333       | 530                           | 93                     | 33                 | 44                  | 289                  | 27                 |
| 南投縣Nantou C.          | 949         | 227                           | 51                     | 23                 | 30                  | 197                  | 12                 |
| 雲林縣Yunlin C.          | 1,254       | 233                           | 125                    | 33                 | 53                  | 100                  | 56                 |
| 嘉義縣Chiayi C.          | 937         | 191                           | 56                     | 27                 | 39                  | 50                   | 57                 |
| 屏東縣Pingtung C.        | 1,687       | 279                           | 62                     | 41                 | 51                  | 80                   | 65                 |
| 臺東縣Taitung C.         | 452         | 67                            | 52                     | 31                 | 38                  | 19                   | 19                 |
| 花蓮縣Hualien C.         | 919         | 155                           | 78                     | 44                 | 63                  | 21                   | 12                 |
| 澎湖縣Penghu C.          | 333         | 26                            | 32                     | 14                 | 16                  | 21                   | 29                 |
| 基隆市Keelung City       | 1,309       | 318                           | 211                    | 157                | 40                  | 10                   | 14                 |
| 新竹市Hsinchu City       | 1,447       | 340                           | 67                     | 50                 | 70                  | 40                   | 22                 |
| 嘉義市Chiayi City        | 815         | 185                           | 38                     | 16                 | 20                  | 30                   | 37                 |
| 福 建 省Fuchien Prov.    | 500         | 66                            | 77                     | 28                 | 45                  | 43                   | 23                 |
| 金門縣Kinmen C.          | 422         | 64                            | 69                     | 24                 | 39                  | 30                   | 16                 |
| 連江縣Lienchiang C.      | 78          | 2                             | 8                      | 4                  | 6                   | 13                   | 7                  |

資料來源：本部戶政司。

TABLE 10. MIGRATION REGISTRATION OF RESIDENT POPULATION  
- BY LOCALITY

1. BOTH SEX

Unit : Persons

| Immigrants / In-migrants      |                     |                      |                |                                |                                    |            |        |
|-------------------------------|---------------------|----------------------|----------------|--------------------------------|------------------------------------|------------|--------|
| From Other Provinces (Cities) |                     |                      |                | 自本省<br>他縣市                     | 自本縣<br>市他鄉<br>鎮市區                  | 初設<br>戶籍   | 其他     |
| 高雄市<br>Kaohsiung<br>City      | 臺灣省<br>Taiwan Prov. | 福建省<br>Fuchien Prov. | 其他省市<br>Others | Other C.<br>& City<br>of Prov. | Other<br>Township,<br>City & Dist. | First Reg. | Others |
| 1,855                         | 5,088               | 244                  | —              | 2,324                          | 28,432                             | 963        | 9      |
| 205                           | 1,034               | 40                   | —              | —                              | 4,155                              | 197        | 3      |
| 134                           | 543                 | 17                   | —              | —                              | 3,119                              | 169        | 1      |
| 108                           | 804                 | 38                   | —              | —                              | 2,990                              | 116        | —      |
| 200                           | 1,435               | 37                   | —              | —                              | 5,224                              | 125        | 1      |
| 363                           | 400                 | 17                   | —              | —                              | 2,840                              | 53         | —      |
| —                             | 797                 | 44                   | —              | —                              | 4,378                              | 98         | —      |
| 804                           | —                   | 51                   | —              | 2,319                          | 5,633                              | 201        | 4      |
| 24                            | —                   | 1                    | —              | 105                            | 557                                | 9          | —      |
| 37                            | —                   | —                    | —              | 359                            | 422                                | 22         | —      |
| 24                            | —                   | 3                    | —              | 197                            | 351                                | 20         | 2      |
| 43                            | —                   | 13                   | —              | 175                            | 1,055                              | 31         | —      |
| 29                            | —                   | 6                    | —              | 140                            | 222                                | 12         | —      |
| 37                            | —                   | 5                    | —              | 156                            | 439                                | 17         | —      |
| 51                            | —                   | 1                    | —              | 262                            | 191                                | 12         | —      |
| 316                           | —                   | 8                    | —              | 113                            | 654                                | 17         | 1      |
| 43                            | —                   | 4                    | —              | 69                             | 106                                | 4          | —      |
| 29                            | —                   | 3                    | —              | 101                            | 407                                | 6          | —      |
| 93                            | —                   | —                    | —              | 58                             | 41                                 | 3          | —      |
| 15                            | —                   | 1                    | —              | 61                             | 462                                | 19         | 1      |
| 34                            | —                   | 3                    | —              | 275                            | 526                                | 20         | —      |
| 29                            | —                   | 3                    | —              | 248                            | 200                                | 9          | —      |
| 41                            | 75                  | —                    | —              | 5                              | 93                                 | 4          | —      |
| 33                            | 47                  | —                    | —              | 4                              | 92                                 | 4          | —      |
| 8                             | 28                  | —                    | —              | 1                              | 1                                  | —          | —      |

Source : Dept. of Household Registration, MOI.

表10. 現住人口遷入遷出登記—按區域別分(續1)

TABLE 10. MIGRATION REGISTRATION OF RESIDENT POPULATION  
- BY LOCALITY (CONT. 1)

單位：人

1. 男女合計

| 區域別<br>Locality       | 遷出          |                             |                        |                    |                     |                      |                    |                       |
|-----------------------|-------------|-----------------------------|------------------------|--------------------|---------------------|----------------------|--------------------|-----------------------|
|                       | 合計<br>Total | 往外國<br>To Foreign Countries | 往他省(市)                 |                    |                     |                      |                    |                       |
|                       |             |                             | 新北市<br>New Taipei City | 臺北市<br>Taipei City | 桃園市<br>Taoyuan City | 臺中市<br>Taichung City | 臺南市<br>Tainan City | 高雄市<br>Kaohsiung City |
| 一〇一一年十月<br>Oct., 2022 | 56,791      | 4,565                       | 4,702                  | 3,049              | 2,942               | 2,465                | 1,240              | 1,691                 |
| 新 北 市 New Taipei City | 10,180      | 988                         | —                      | 1,870              | 1,268               | 293                  | 148                | 161                   |
| 臺 北 市 Taipei City     | 8,037       | 1,066                       | 2,320                  | —                  | 459                 | 183                  | 90                 | 96                    |
| 桃 園 市 Taoyuan City    | 5,765       | 444                         | 797                    | 255                | —                   | 167                  | 112                | 132                   |
| 臺 中 市 Taichung City   | 7,586       | 498                         | 182                    | 143                | 183                 | —                    | 110                | 138                   |
| 臺 南 市 Tainan City     | 4,248       | 218                         | 124                    | 87                 | 82                  | 150                  | —                  | 323                   |
| 高 雄 市 Kaohsiung City  | 6,663       | 426                         | 205                    | 134                | 108                 | 200                  | 363                | —                     |
| 臺 灣 省 Taiwan Prov.    | 13,930      | 885                         | 1,034                  | 543                | 804                 | 1,435                | 400                | 797                   |
| 宜蘭縣 Yilan C.          | 992         | 63                          | 101                    | 61                 | 59                  | 27                   | 11                 | 20                    |
| 新竹縣 Hsinchu C.        | 1,121       | 79                          | 58                     | 35                 | 160                 | 50                   | 29                 | 38                    |
| 苗栗縣 Miaoli C.         | 988         | 81                          | 77                     | 54                 | 83                  | 140                  | 16                 | 34                    |
| 彰化縣 Changhua C.       | 2,287       | 136                         | 101                    | 46                 | 69                  | 471                  | 40                 | 54                    |
| 南投縣 Nantou C.         | 806         | 60                          | 36                     | 25                 | 33                  | 266                  | 10                 | 20                    |
| 雲林縣 Yunlin C.         | 1,185       | 88                          | 96                     | 37                 | 47                  | 163                  | 47                 | 53                    |
| 嘉義縣 Chiayi C.         | 832         | 43                          | 57                     | 20                 | 45                  | 88                   | 58                 | 42                    |
| 屏東縣 Pingtung C.       | 1,447       | 69                          | 79                     | 35                 | 46                  | 50                   | 72                 | 338                   |
| 臺東縣 Taitung C.        | 413         | 21                          | 46                     | 20                 | 52                  | 23                   | 17                 | 52                    |
| 花蓮縣 Hualien C.        | 800         | 35                          | 74                     | 36                 | 65                  | 39                   | 12                 | 29                    |
| 澎湖縣 Penghu C.         | 241         | 3                           | 27                     | 6                  | 8                   | 17                   | 24                 | 62                    |
| 基隆市 Keelung City      | 1,025       | 45                          | 213                    | 106                | 61                  | 22                   | 6                  | 15                    |
| 新竹市 Hsinchu City      | 1,173       | 114                         | 49                     | 42                 | 59                  | 38                   | 19                 | 13                    |
| 嘉義市 Chiayi City       | 620         | 48                          | 20                     | 20                 | 17                  | 41                   | 39                 | 27                    |
| 福 建 省 Fuchien Prov.   | 382         | 40                          | 40                     | 17                 | 38                  | 37                   | 17                 | 44                    |
| 金門縣 Kinmen C.         | 336         | 38                          | 30                     | 16                 | 32                  | 31                   | 11                 | 42                    |
| 連江縣 Lienchiang C.     | 46          | 2                           | 10                     | 1                  | 6                   | 6                    | 6                  | 2                     |

1. BOTH SEX

Unit : Persons

| Emigrants / Out-migrants    |                         |                |                                |                                      |                   |        | 鄉鎮區內住址變更<br>Change Residence |          |
|-----------------------------|-------------------------|----------------|--------------------------------|--------------------------------------|-------------------|--------|------------------------------|----------|
| To Other Provinces (Cities) |                         |                | 往本省<br>他縣市                     | 往本縣<br>市他鄉<br>鎮市區                    | 廢止戶籍              | 其他     | 入<br>In                      | 出<br>Out |
| 臺灣省<br>Taiwan<br>Prov.      | 福建省<br>Fuchien<br>Prov. | 其他省市<br>Others | Other C.<br>& City<br>of Prov. | Other Town-<br>ship, City<br>& Dist. | Cancelled<br>Reg. | Others |                              |          |
| 5,019                       | 332                     | —              | 2,324                          | 28,432                               | 18                | 12     | 38,112                       | 38,112   |
| 1,213                       | 77                      | —              | —                              | 4,155                                | 3                 | 4      | 7,554                        | 7,554    |
| 669                         | 28                      | —              | —                              | 3,119                                | 7                 | —      | 4,264                        | 4,264    |
| 820                         | 45                      | —              | —                              | 2,990                                | 2                 | 1      | 5,076                        | 5,076    |
| 1,061                       | 43                      | —              | —                              | 5,224                                | 1                 | 3      | 5,141                        | 5,141    |
| 401                         | 23                      | —              | —                              | 2,840                                | —                 | —      | 2,347                        | 2,347    |
| 804                         | 41                      | —              | —                              | 4,378                                | 3                 | 1      | 3,821                        | 3,821    |
| —                           | 75                      | —              | 2,319                          | 5,633                                | 2                 | 3      | 9,810                        | 9,810    |
| —                           | 1                       | —              | 92                             | 557                                  | —                 | —      | 711                          | 711      |
| —                           | 3                       | —              | 247                            | 422                                  | —                 | —      | 976                          | 976      |
| —                           | 10                      | —              | 140                            | 351                                  | —                 | 2      | 746                          | 746      |
| —                           | 12                      | —              | 303                            | 1,055                                | —                 | —      | 1,574                        | 1,574    |
| —                           | 6                       | —              | 128                            | 222                                  | —                 | —      | 783                          | 783      |
| —                           | 4                       | —              | 211                            | 439                                  | —                 | —      | 791                          | 791      |
| —                           | 8                       | —              | 280                            | 191                                  | —                 | —      | 361                          | 361      |
| —                           | 11                      | —              | 92                             | 654                                  | 1                 | —      | 994                          | 994      |
| —                           | 2                       | —              | 74                             | 106                                  | —                 | —      | 387                          | 387      |
| —                           | 5                       | —              | 97                             | 407                                  | 1                 | —      | 581                          | 581      |
| —                           | 4                       | —              | 49                             | 41                                   | —                 | —      | 197                          | 197      |
| —                           | 6                       | —              | 88                             | 462                                  | —                 | 1      | 541                          | 541      |
| —                           | 2                       | —              | 311                            | 526                                  | —                 | —      | 774                          | 774      |
| —                           | 1                       | —              | 207                            | 200                                  | —                 | —      | 394                          | 394      |
| 51                          | —                       | —              | 5                              | 93                                   | —                 | —      | 99                           | 99       |
| 43                          | —                       | —              | 1                              | 92                                   | —                 | —      | 93                           | 93       |
| 8                           | —                       | —              | 4                              | 1                                    | —                 | —      | 6                            | 6        |



表10. 現住人口遷入遷出登記—按區域別分(續2)

單位：人

2. 男性

| 區域別<br>Locality       | 遷入          |                               |                        |                    |                     |                      |                    |
|-----------------------|-------------|-------------------------------|------------------------|--------------------|---------------------|----------------------|--------------------|
|                       | 合計<br>Total | 自外國<br>From Foreign Countries | 自他省(市)                 |                    |                     |                      |                    |
|                       |             |                               | 新北市<br>New Taipei City | 臺北市<br>Taipei City | 桃園市<br>Taoyuan City | 臺中市<br>Taichung City | 臺南市<br>Tainan City |
| 一〇一一年十月<br>Oct., 2022 | 34,036      | 9,833                         | 2,290                  | 1,793              | 1,081               | 853                  | 521                |
| 新 北 市New Taipei City  | 6,255       | 2,113                         | —                      | 1,071              | 379                 | 86                   | 58                 |
| 臺 北 市Taipei City      | 5,702       | 2,828                         | 831                    | —                  | 110                 | 67                   | 39                 |
| 桃 園 市Taoyuan City     | 3,557       | 814                           | 605                    | 214                | —                   | 80                   | 31                 |
| 臺 中 市Taichung City    | 4,634       | 1,070                         | 126                    | 82                 | 82                  | —                    | 63                 |
| 臺 南 市Tainan City      | 2,435       | 526                           | 69                     | 47                 | 51                  | 54                   | —                  |
| 高 雄 市Kaohsiung City   | 3,689       | 903                           | 66                     | 44                 | 55                  | 59                   | 148                |
| 臺 灣 省Taiwan Prov.     | 7,483       | 1,542                         | 555                    | 325                | 380                 | 478                  | 166                |
| 宜蘭縣Yilan C.           | 572         | 120                           | 66                     | 37                 | 27                  | 7                    | 3                  |
| 新竹縣Hsinchu C.         | 750         | 133                           | 57                     | 48                 | 85                  | 19                   | 16                 |
| 苗栗縣Miaoli C.          | 540         | 118                           | 42                     | 23                 | 45                  | 68                   | 2                  |
| 彰化縣Changhua C.        | 1,055       | 266                           | 43                     | 12                 | 23                  | 114                  | 11                 |
| 南投縣Nantou C.          | 446         | 108                           | 25                     | 11                 | 19                  | 91                   | 4                  |
| 雲林縣Yunlin C.          | 560         | 119                           | 61                     | 10                 | 27                  | 51                   | 19                 |
| 嘉義縣Chiayi C.          | 406         | 91                            | 31                     | 15                 | 18                  | 28                   | 25                 |
| 屏東縣Pingtung C.        | 752         | 119                           | 29                     | 19                 | 25                  | 31                   | 26                 |
| 臺東縣Taitung C.         | 223         | 30                            | 26                     | 14                 | 17                  | 8                    | 13                 |
| 花蓮縣Hualien C.         | 403         | 63                            | 29                     | 22                 | 26                  | 7                    | 6                  |
| 澎湖縣Penghu C.          | 176         | 11                            | 18                     | 10                 | 9                   | 15                   | 11                 |
| 基隆市Keelung City       | 581         | 134                           | 85                     | 78                 | 17                  | 6                    | 2                  |
| 新竹市Hsinchu City       | 650         | 146                           | 27                     | 20                 | 33                  | 15                   | 11                 |
| 嘉義市Chiayi City        | 369         | 84                            | 16                     | 6                  | 9                   | 18                   | 17                 |
| 福 建 省Fuchien Prov.    | 281         | 37                            | 38                     | 10                 | 24                  | 29                   | 16                 |
| 金門縣Kinmen C.          | 220         | 36                            | 35                     | 7                  | 18                  | 16                   | 11                 |
| 連江縣Lienchiang C.      | 61          | 1                             | 3                      | 3                  | 6                   | 13                   | 5                  |

TABLE 10. MIGRATION REGISTRATION OF RESIDENT POPULATION  
- BY LOCALITY(CONT. 2)

2. MALE

Unit : Persons

| Immigrants / In-migrants      |                     |                      |                |                                |                                    |            |        |
|-------------------------------|---------------------|----------------------|----------------|--------------------------------|------------------------------------|------------|--------|
| From Other Provinces (Cities) |                     |                      |                | 自本省<br>他縣市                     | 自本縣<br>市他鄉<br>鎮市區                  | 初設<br>戶籍   | 其他     |
| 高雄市<br>Kaohsiung<br>City      | 臺灣省<br>Taiwan Prov. | 福建省<br>Fuchien Prov. | 其他省市<br>Others | Other C.<br>& City<br>of Prov. | Other<br>Township,<br>City & Dist. | First Reg. | Others |
| 832                           | 2,293               | 134                  | —              | 1,072                          | 12,963                             | 367        | 4      |
| 81                            | 464                 | 24                   | —              | —                              | 1,896                              | 81         | 2      |
| 61                            | 232                 | 8                    | —              | —                              | 1,445                              | 80         | 1      |
| 52                            | 368                 | 23                   | —              | —                              | 1,330                              | 40         | —      |
| 89                            | 653                 | 22                   | —              | —                              | 2,400                              | 47         | —      |
| 163                           | 179                 | 8                    | —              | —                              | 1,321                              | 17         | —      |
| —                             | 343                 | 25                   | —              | —                              | 2,016                              | 30         | —      |
| 362                           | —                   | 24                   | —              | 1,068                          | 2,511                              | 71         | 1      |
| 8                             | —                   | —                    | —              | 48                             | 254                                | 2          | —      |
| 19                            | —                   | —                    | —              | 175                            | 186                                | 12         | —      |
| 8                             | —                   | 1                    | —              | 83                             | 144                                | 6          | —      |
| 12                            | —                   | 5                    | —              | 72                             | 488                                | 9          | —      |
| 15                            | —                   | 4                    | —              | 66                             | 97                                 | 6          | —      |
| 22                            | —                   | 2                    | —              | 62                             | 181                                | 6          | —      |
| 17                            | —                   | 1                    | —              | 106                            | 73                                 | 1          | —      |
| 136                           | —                   | 2                    | —              | 55                             | 303                                | 6          | 1      |
| 27                            | —                   | 2                    | —              | 33                             | 52                                 | 1          | —      |
| 14                            | —                   | 3                    | —              | 61                             | 171                                | 1          | —      |
| 48                            | —                   | —                    | —              | 30                             | 23                                 | 1          | —      |
| 4                             | —                   | 1                    | —              | 31                             | 217                                | 6          | —      |
| 19                            | —                   | 2                    | —              | 135                            | 233                                | 9          | —      |
| 13                            | —                   | 1                    | —              | 111                            | 89                                 | 5          | —      |
| 24                            | 54                  | —                    | —              | 4                              | 44                                 | 1          | —      |
| 17                            | 33                  | —                    | —              | 3                              | 43                                 | 1          | —      |
| 7                             | 21                  | —                    | —              | 1                              | 1                                  | —          | —      |

表10. 現住人口遷入遷出登記—按區域別分(續3)

TABLE 10. MIGRATION REGISTRATION OF RESIDENT POPULATION  
- BY LOCALITY(CONT. 3)

單位：人

2. 男性

| 區域別<br>Locality       | 遷出          |                             |                        |                    |                     |                      |                    |                       |
|-----------------------|-------------|-----------------------------|------------------------|--------------------|---------------------|----------------------|--------------------|-----------------------|
|                       | 合計<br>Total | 往外國<br>To Foreign Countries | 往他省(市)                 |                    |                     |                      |                    |                       |
|                       |             |                             | 新北市<br>New Taipei City | 臺北市<br>Taipei City | 桃園市<br>Taoyuan City | 臺中市<br>Taichung City | 臺南市<br>Tainan City | 高雄市<br>Kaohsiung City |
| 一〇一一年十月<br>Oct., 2022 | 26,103      | 2,257                       | 2,163                  | 1,348              | 1,373               | 1,117                | 571                | 740                   |
| 新 北 市New Taipei City  | 4,693       | 503                         | —                      | 831                | 605                 | 126                  | 69                 | 66                    |
| 臺 北 市Taipei City      | 3,759       | 518                         | 1,071                  | —                  | 214                 | 82                   | 47                 | 44                    |
| 桃 園 市Taoyuan City     | 2,621       | 209                         | 379                    | 110                | —                   | 82                   | 51                 | 55                    |
| 臺 中 市Taichung City    | 3,516       | 261                         | 86                     | 67                 | 80                  | —                    | 54                 | 59                    |
| 臺 南 市Tainan City      | 1,954       | 112                         | 58                     | 39                 | 31                  | 63                   | —                  | 148                   |
| 高 雄 市Kaohsiung City   | 3,054       | 205                         | 81                     | 61                 | 52                  | 89                   | 163                | —                     |
| 臺 灣 省Taiwan Prov.     | 6,307       | 432                         | 464                    | 232                | 368                 | 653                  | 179                | 343                   |
| 宜蘭縣Yilan C.           | 475         | 33                          | 53                     | 26                 | 29                  | 12                   | 6                  | 10                    |
| 新竹縣Hsinchu C.         | 499         | 38                          | 22                     | 15                 | 70                  | 18                   | 14                 | 17                    |
| 苗栗縣Miaoli C.          | 448         | 41                          | 36                     | 28                 | 36                  | 59                   | 6                  | 17                    |
| 彰化縣Changhua C.        | 1,049       | 70                          | 38                     | 20                 | 30                  | 227                  | 16                 | 23                    |
| 南投縣Nantou C.          | 361         | 28                          | 12                     | 10                 | 16                  | 120                  | 4                  | 7                     |
| 雲林縣Yunlin C.          | 516         | 42                          | 49                     | 11                 | 23                  | 78                   | 19                 | 30                    |
| 嘉義縣Chiayi C.          | 357         | 27                          | 28                     | 9                  | 25                  | 35                   | 21                 | 14                    |
| 屏東縣Pingtung C.        | 651         | 33                          | 29                     | 18                 | 24                  | 17                   | 32                 | 146                   |
| 臺東縣Taitung C.         | 205         | 8                           | 23                     | 9                  | 27                  | 9                    | 9                  | 23                    |
| 花蓮縣Hualien C.         | 350         | 17                          | 36                     | 12                 | 24                  | 21                   | 7                  | 12                    |
| 澎湖縣Penghu C.          | 132         | 2                           | 15                     | 2                  | 4                   | 9                    | 16                 | 27                    |
| 基隆市Keelung City       | 462         | 22                          | 92                     | 45                 | 26                  | 7                    | 3                  | 4                     |
| 新竹市Hsinchu City       | 530         | 49                          | 23                     | 16                 | 26                  | 18                   | 10                 | 2                     |
| 嘉義市Chiayi City        | 272         | 22                          | 8                      | 11                 | 8                   | 23                   | 16                 | 11                    |
| 福 建 省Fuchien Prov.    | 199         | 17                          | 24                     | 8                  | 23                  | 22                   | 8                  | 25                    |
| 金門縣Kinmen C.          | 166         | 16                          | 15                     | 8                  | 19                  | 18                   | 4                  | 23                    |
| 連江縣Lienchiang C.      | 33          | 1                           | 9                      | —                  | 4                   | 4                    | 4                  | 2                     |

2. MALE

Unit : Persons

| Emigrants / Out-migrants    |                         |                |                                |                                      |                   |        | 鄉鎮區內住址變更<br>Change Residence |        |
|-----------------------------|-------------------------|----------------|--------------------------------|--------------------------------------|-------------------|--------|------------------------------|--------|
| To Other Provinces (Cities) |                         |                | 往本省<br>他縣市                     | 往本縣<br>市他鄉<br>鎮市區                    | 廢止戶籍              | 其他     | 入                            | 出      |
| 臺灣省<br>Taiwan<br>Prov.      | 福建省<br>Fuchien<br>Prov. | 其他省市<br>Others | Other C.<br>& City<br>of Prov. | Other Town-<br>ship, City<br>& Dist. | Cancelled<br>Reg. | Others | In                           | Out    |
| 2,290                       | 195                     | —              | 1,072                          | 12,963                               | 6                 | 8      | 17,973                       | 17,973 |
| 555                         | 38                      | —              | —                              | 1,896                                | 1                 | 3      | 3,501                        | 3,501  |
| 325                         | 10                      | —              | —                              | 1,445                                | 3                 | —      | 2,014                        | 2,014  |
| 380                         | 24                      | —              | —                              | 1,330                                | 1                 | —      | 2,398                        | 2,398  |
| 478                         | 29                      | —              | —                              | 2,400                                | —                 | 2      | 2,431                        | 2,431  |
| 166                         | 16                      | —              | —                              | 1,321                                | —                 | —      | 1,090                        | 1,090  |
| 362                         | 24                      | —              | —                              | 2,016                                | 1                 | —      | 1,796                        | 1,796  |
| —                           | 54                      | —              | 1,068                          | 2,511                                | —                 | 3      | 4,691                        | 4,691  |
| —                           | —                       | —              | 52                             | 254                                  | —                 | —      | 331                          | 331    |
| —                           | 2                       | —              | 117                            | 186                                  | —                 | —      | 469                          | 469    |
| —                           | 6                       | —              | 73                             | 144                                  | —                 | 2      | 366                          | 366    |
| —                           | 12                      | —              | 125                            | 488                                  | —                 | —      | 758                          | 758    |
| —                           | 5                       | —              | 62                             | 97                                   | —                 | —      | 365                          | 365    |
| —                           | 4                       | —              | 79                             | 181                                  | —                 | —      | 360                          | 360    |
| —                           | 2                       | —              | 123                            | 73                                   | —                 | —      | 167                          | 167    |
| —                           | 7                       | —              | 42                             | 303                                  | —                 | —      | 478                          | 478    |
| —                           | 2                       | —              | 43                             | 52                                   | —                 | —      | 181                          | 181    |
| —                           | 4                       | —              | 46                             | 171                                  | —                 | —      | 280                          | 280    |
| —                           | 4                       | —              | 30                             | 23                                   | —                 | —      | 105                          | 105    |
| —                           | 4                       | —              | 41                             | 217                                  | —                 | 1      | 252                          | 252    |
| —                           | 1                       | —              | 152                            | 233                                  | —                 | —      | 382                          | 382    |
| —                           | 1                       | —              | 83                             | 89                                   | —                 | —      | 197                          | 197    |
| 24                          | —                       | —              | 4                              | 44                                   | —                 | —      | 52                           | 52     |
| 19                          | —                       | —              | 1                              | 43                                   | —                 | —      | 48                           | 48     |
| 5                           | —                       | —              | 3                              | 1                                    | —                 | —      | 4                            | 4      |

表10. 現住人口遷入遷出登記—按區域別分(續4)

TABLE 10. MIGRATION REGISTRATION OF RESIDENT POPULATION  
- BY LOCALITY(CONT. 4)

單位：人

3. 女性

| 區域別<br>Locality       | 遷入          |                               |                        |                    |                     |                      |                    |
|-----------------------|-------------|-------------------------------|------------------------|--------------------|---------------------|----------------------|--------------------|
|                       | 合計<br>Total | 自外國<br>From Foreign Countries | 自他省(市)                 |                    |                     |                      |                    |
|                       |             |                               | 新北市<br>New Taipei City | 臺北市<br>Taipei City | 桃園市<br>Taoyuan City | 臺中市<br>Taichung City | 臺南市<br>Tainan City |
| 一〇一一年十月<br>Oct., 2022 | 41,535      | 12,570                        | 2,740                  | 2,052              | 1,247               | 1,007                | 669                |
| 新 北 市New Taipei City  | 7,763       | 2,848                         | —                      | 1,249              | 418                 | 96                   | 66                 |
| 臺 北 市Taipei City      | 7,477       | 4,013                         | 1,039                  | —                  | 145                 | 76                   | 48                 |
| 桃 園 市Taoyuan City     | 4,328       | 1,023                         | 663                    | 245                | —                   | 103                  | 51                 |
| 臺 中 市Taichung City    | 5,461       | 1,210                         | 167                    | 101                | 85                  | —                    | 87                 |
| 臺 南 市Tainan City      | 2,822       | 598                           | 79                     | 43                 | 61                  | 56                   | —                  |
| 高 雄 市Kaohsiung City   | 4,448       | 1,067                         | 95                     | 52                 | 77                  | 79                   | 175                |
| 臺 灣 省Taiwan Prov.     | 9,017       | 1,782                         | 658                    | 344                | 440                 | 583                  | 235                |
| 宜蘭縣Yilan C.           | 665         | 123                           | 71                     | 40                 | 33                  | 8                    | 6                  |
| 新竹縣Hsinchu C.         | 846         | 152                           | 51                     | 32                 | 114                 | 30                   | 19                 |
| 苗栗縣Miaoli C.          | 692         | 127                           | 61                     | 20                 | 52                  | 72                   | 5                  |
| 彰化縣Changhua C.        | 1,278       | 264                           | 50                     | 21                 | 21                  | 175                  | 16                 |
| 南投縣Nantou C.          | 503         | 119                           | 26                     | 12                 | 11                  | 106                  | 8                  |
| 雲林縣Yunlin C.          | 694         | 114                           | 64                     | 23                 | 26                  | 49                   | 37                 |
| 嘉義縣Chiayi C.          | 531         | 100                           | 25                     | 12                 | 21                  | 22                   | 32                 |
| 屏東縣Pingtung C.        | 935         | 160                           | 33                     | 22                 | 26                  | 49                   | 39                 |
| 臺東縣Taitung C.         | 229         | 37                            | 26                     | 17                 | 21                  | 11                   | 6                  |
| 花蓮縣Hualien C.         | 516         | 92                            | 49                     | 22                 | 37                  | 14                   | 6                  |
| 澎湖縣Penghu C.          | 157         | 15                            | 14                     | 4                  | 7                   | 6                    | 18                 |
| 基隆市Keelung City       | 728         | 184                           | 126                    | 79                 | 23                  | 4                    | 12                 |
| 新竹市Hsinchu City       | 797         | 194                           | 40                     | 30                 | 37                  | 25                   | 11                 |
| 嘉義市Chiayi City        | 446         | 101                           | 22                     | 10                 | 11                  | 12                   | 20                 |
| 福 建 省Fuchien Prov.    | 219         | 29                            | 39                     | 18                 | 21                  | 14                   | 7                  |
| 金門縣Kinmen C.          | 202         | 28                            | 34                     | 17                 | 21                  | 14                   | 5                  |
| 連江縣Lienchiang C.      | 17          | 1                             | 5                      | 1                  | —                   | —                    | 2                  |

3. FEMALE

Unit : Persons

| Immigrants / In-migrants      |                     |                      |                |                                |                                    |            |        |
|-------------------------------|---------------------|----------------------|----------------|--------------------------------|------------------------------------|------------|--------|
| From Other Provinces (Cities) |                     |                      |                | 自本省<br>他縣市                     | 自本縣<br>市他鄉<br>鎮市區                  | 初設<br>戶籍   | 其他     |
| 高雄市<br>Kaohsiung<br>City      | 臺灣省<br>Taiwan Prov. | 福建省<br>Fuchien Prov. | 其他省市<br>Others | Other C.<br>& City<br>of Prov. | Other<br>Township,<br>City & Dist. | First Reg. | Others |
| 1,023                         | 2,795               | 110                  | —              | 1,252                          | 15,469                             | 596        | 5      |
| 124                           | 570                 | 16                   | —              | —                              | 2,259                              | 116        | 1      |
| 73                            | 311                 | 9                    | —              | —                              | 1,674                              | 89         | —      |
| 56                            | 436                 | 15                   | —              | —                              | 1,660                              | 76         | —      |
| 111                           | 782                 | 15                   | —              | —                              | 2,824                              | 78         | 1      |
| 200                           | 221                 | 9                    | —              | —                              | 1,519                              | 36         | —      |
| —                             | 454                 | 19                   | —              | —                              | 2,362                              | 68         | —      |
| 442                           | —                   | 27                   | —              | 1,251                          | 3,122                              | 130        | 3      |
| 16                            | —                   | 1                    | —              | 57                             | 303                                | 7          | —      |
| 18                            | —                   | —                    | —              | 184                            | 236                                | 10         | —      |
| 16                            | —                   | 2                    | —              | 114                            | 207                                | 14         | 2      |
| 31                            | —                   | 8                    | —              | 103                            | 567                                | 22         | —      |
| 14                            | —                   | 2                    | —              | 74                             | 125                                | 6          | —      |
| 15                            | —                   | 3                    | —              | 94                             | 258                                | 11         | —      |
| 34                            | —                   | —                    | —              | 156                            | 118                                | 11         | —      |
| 180                           | —                   | 6                    | —              | 58                             | 351                                | 11         | —      |
| 16                            | —                   | 2                    | —              | 36                             | 54                                 | 3          | —      |
| 15                            | —                   | —                    | —              | 40                             | 236                                | 5          | —      |
| 45                            | —                   | —                    | —              | 28                             | 18                                 | 2          | —      |
| 11                            | —                   | —                    | —              | 30                             | 245                                | 13         | 1      |
| 15                            | —                   | 1                    | —              | 140                            | 293                                | 11         | —      |
| 16                            | —                   | 2                    | —              | 137                            | 111                                | 4          | —      |
| 17                            | 21                  | —                    | —              | 1                              | 49                                 | 3          | —      |
| 16                            | 14                  | —                    | —              | 1                              | 49                                 | 3          | —      |
| 1                             | 7                   | —                    | —              | —                              | —                                  | —          | —      |

表10. 現住人口遷入遷出登記—按區域別分(續5完)

單位：人

3. 女性

| 區域別<br>Locality       | 遷出          |                             |                        |                    |                     |                      |                    |                       |
|-----------------------|-------------|-----------------------------|------------------------|--------------------|---------------------|----------------------|--------------------|-----------------------|
|                       | 合計<br>Total | 往外國<br>To Foreign Countries | 往他省(市)                 |                    |                     |                      |                    |                       |
|                       |             |                             | 新北市<br>New Taipei City | 臺北市<br>Taipei City | 桃園市<br>Taoyuan City | 臺中市<br>Taichung City | 臺南市<br>Tainan City | 高雄市<br>Kaohsiung City |
| 一〇一〇年十月<br>Oct., 2022 | 30,688      | 2,308                       | 2,539                  | 1,701              | 1,569               | 1,348                | 669                | 951                   |
| 新 北 市 New Taipei City | 5,487       | 485                         | —                      | 1,039              | 663                 | 167                  | 79                 | 95                    |
| 臺 北 市 Taipei City     | 4,278       | 548                         | 1,249                  | —                  | 245                 | 101                  | 43                 | 52                    |
| 桃 園 市 Taoyuan City    | 3,144       | 235                         | 418                    | 145                | —                   | 85                   | 61                 | 77                    |
| 臺 中 市 Taichung City   | 4,070       | 237                         | 96                     | 76                 | 103                 | —                    | 56                 | 79                    |
| 臺 南 市 Tainan City     | 2,294       | 106                         | 66                     | 48                 | 51                  | 87                   | —                  | 175                   |
| 高 雄 市 Kaohsiung City  | 3,609       | 221                         | 124                    | 73                 | 56                  | 111                  | 200                | —                     |
| 臺 灣 省 Taiwan Prov.    | 7,623       | 453                         | 570                    | 311                | 436                 | 782                  | 221                | 454                   |
| 宜蘭縣 Yilan C.          | 517         | 30                          | 48                     | 35                 | 30                  | 15                   | 5                  | 10                    |
| 新竹縣 Hsinchu C.        | 622         | 41                          | 36                     | 20                 | 90                  | 32                   | 15                 | 21                    |
| 苗栗縣 Miaoli C.         | 540         | 40                          | 41                     | 26                 | 47                  | 81                   | 10                 | 17                    |
| 彰化縣 Changhua C.       | 1,238       | 66                          | 63                     | 26                 | 39                  | 244                  | 24                 | 31                    |
| 南投縣 Nantou C.         | 445         | 32                          | 24                     | 15                 | 17                  | 146                  | 6                  | 13                    |
| 雲林縣 Yunlin C.         | 669         | 46                          | 47                     | 26                 | 24                  | 85                   | 28                 | 23                    |
| 嘉義縣 Chiayi C.         | 475         | 16                          | 29                     | 11                 | 20                  | 53                   | 37                 | 28                    |
| 屏東縣 Pingtung C.       | 796         | 36                          | 50                     | 17                 | 22                  | 33                   | 40                 | 192                   |
| 臺東縣 Taitung C.        | 208         | 13                          | 23                     | 11                 | 25                  | 14                   | 8                  | 29                    |
| 花蓮縣 Hualien C.        | 450         | 18                          | 38                     | 24                 | 41                  | 18                   | 5                  | 17                    |
| 澎湖縣 Penghu C.         | 109         | 1                           | 12                     | 4                  | 4                   | 8                    | 8                  | 35                    |
| 基隆市 Keelung City      | 563         | 23                          | 121                    | 61                 | 35                  | 15                   | 3                  | 11                    |
| 新竹市 Hsinchu City      | 643         | 65                          | 26                     | 26                 | 33                  | 20                   | 9                  | 11                    |
| 嘉義市 Chiayi City       | 348         | 26                          | 12                     | 9                  | 9                   | 18                   | 23                 | 16                    |
| 福 建 省 Fuchien Prov.   | 183         | 23                          | 16                     | 9                  | 15                  | 15                   | 9                  | 19                    |
| 金門縣 Kinmen C.         | 170         | 22                          | 15                     | 8                  | 13                  | 13                   | 7                  | 19                    |
| 連江縣 Lienchiang C.     | 13          | 1                           | 1                      | 1                  | 2                   | 2                    | 2                  | —                     |

TABLE 10. MIGRATION REGISTRATION OF RESIDENT POPULATION  
- BY LOCALITY (END)

3. FEMALE

Unit : Persons

| Emigrants / Out-migrants    |                         |                |                                |                                      |                   |        | 鄉鎮區內住址變更<br>Change Residence |          |
|-----------------------------|-------------------------|----------------|--------------------------------|--------------------------------------|-------------------|--------|------------------------------|----------|
| To Other Provinces (Cities) |                         |                | 往本省<br>他縣市                     | 往本縣<br>市他鄉<br>鎮市區                    | 廢止戶籍              | 其他     | 入<br>In                      | 出<br>Out |
| 臺灣省<br>Taiwan<br>Prov.      | 福建省<br>Fuchien<br>Prov. | 其他省市<br>Others | Other C.<br>& City<br>of Prov. | Other Town-<br>ship, City<br>& Dist. | Cancelled<br>Reg. | Others |                              |          |
| 2,729                       | 137                     | —              | 1,252                          | 15,469                               | 12                | 4      | 20,139                       | 20,139   |
| 658                         | 39                      | —              | —                              | 2,259                                | 2                 | 1      | 4,053                        | 4,053    |
| 344                         | 18                      | —              | —                              | 1,674                                | 4                 | —      | 2,250                        | 2,250    |
| 440                         | 21                      | —              | —                              | 1,660                                | 1                 | 1      | 2,678                        | 2,678    |
| 583                         | 14                      | —              | —                              | 2,824                                | 1                 | 1      | 2,710                        | 2,710    |
| 235                         | 7                       | —              | —                              | 1,519                                | —                 | —      | 1,257                        | 1,257    |
| 442                         | 17                      | —              | —                              | 2,362                                | 2                 | 1      | 2,025                        | 2,025    |
| —                           | 21                      | —              | 1,251                          | 3,122                                | 2                 | —      | 5,119                        | 5,119    |
| —                           | 1                       | —              | 40                             | 303                                  | —                 | —      | 380                          | 380      |
| —                           | 1                       | —              | 130                            | 236                                  | —                 | —      | 507                          | 507      |
| —                           | 4                       | —              | 67                             | 207                                  | —                 | —      | 380                          | 380      |
| —                           | —                       | —              | 178                            | 567                                  | —                 | —      | 816                          | 816      |
| —                           | 1                       | —              | 66                             | 125                                  | —                 | —      | 418                          | 418      |
| —                           | —                       | —              | 132                            | 258                                  | —                 | —      | 431                          | 431      |
| —                           | 6                       | —              | 157                            | 118                                  | —                 | —      | 194                          | 194      |
| —                           | 4                       | —              | 50                             | 351                                  | 1                 | —      | 516                          | 516      |
| —                           | —                       | —              | 31                             | 54                                   | —                 | —      | 206                          | 206      |
| —                           | 1                       | —              | 51                             | 236                                  | 1                 | —      | 301                          | 301      |
| —                           | —                       | —              | 19                             | 18                                   | —                 | —      | 92                           | 92       |
| —                           | 2                       | —              | 47                             | 245                                  | —                 | —      | 289                          | 289      |
| —                           | 1                       | —              | 159                            | 293                                  | —                 | —      | 392                          | 392      |
| —                           | —                       | —              | 124                            | 111                                  | —                 | —      | 197                          | 197      |
| 27                          | —                       | —              | 1                              | 49                                   | —                 | —      | 47                           | 47       |
| 24                          | —                       | —              | —                              | 49                                   | —                 | —      | 45                           | 45       |
| 3                           | —                       | —              | 1                              | —                                    | —                 | —      | 2                            | 2        |

表11. 現住人口遷入遷出登記年累計—按區域別分

單位：人

1. 男女合計

| 區域別<br>Locality               | 遷入          |                               |                        |                    |                     |                      |                    |
|-------------------------------|-------------|-------------------------------|------------------------|--------------------|---------------------|----------------------|--------------------|
|                               | 合計<br>Total | 自外國<br>From Foreign Countries | 自他省(市)                 |                    |                     |                      |                    |
|                               |             |                               | 新北市<br>New Taipei City | 臺北市<br>Taipei City | 桃園市<br>Taoyuan City | 臺中市<br>Taichung City | 臺南市<br>Tainan City |
| 一一一年一至十月<br>Jan. - Oct., 2022 | 877,355     | 103,779                       | 71,645                 | 66,783             | 34,485              | 29,479               | 17,041             |
| 新 北 市New Taipei City          | 156,861     | 21,803                        | —                      | 41,467             | 11,142              | 3,356                | 1,841              |
| 臺 北 市Taipei City              | 115,599     | 28,786                        | 24,853                 | —                  | 4,034               | 2,414                | 1,213              |
| 桃 園 市Taoyuan City             | 97,498      | 8,677                         | 17,418                 | 7,744              | —                   | 2,365                | 1,349              |
| 臺 中 市Taichung City            | 113,737     | 11,408                        | 4,181                  | 3,163              | 2,767               | —                    | 1,877              |
| 臺 南 市Tainan City              | 62,336      | 5,448                         | 2,243                  | 1,416              | 1,312               | 1,754                | —                  |
| 高 雄 市Kaohsiung City           | 101,169     | 9,748                         | 2,796                  | 1,823              | 1,828               | 2,037                | 4,796              |
| 臺 灣 省Taiwan Prov.             | 222,737     | 17,620                        | 18,991                 | 10,695             | 12,681              | 17,036               | 5,617              |
| 宜 蘭 縣Yilan C.                 | 17,994      | 1,144                         | 2,537                  | 1,671              | 931                 | 326                  | 118                |
| 新 竹 縣Hsinchu C.               | 22,319      | 1,676                         | 1,756                  | 1,229              | 3,055               | 1,076                | 443                |
| 苗 栗 縣Miaoli C.                | 16,235      | 1,357                         | 1,421                  | 744                | 1,390               | 1,951                | 223                |
| 彰 化 縣Changhua C.              | 29,805      | 3,028                         | 1,316                  | 676                | 763                 | 4,579                | 522                |
| 南 投 縣Nantou C.                | 12,545      | 1,185                         | 676                    | 324                | 418                 | 3,293                | 175                |
| 雲 林 縣Yunlin C.                | 17,546      | 1,178                         | 1,984                  | 550                | 868                 | 1,563                | 542                |
| 嘉 義 縣Chiayi C.                | 13,028      | 845                           | 1,062                  | 364                | 583                 | 730                  | 955                |
| 屏 東 縣Pingtung C.              | 26,502      | 1,624                         | 1,142                  | 531                | 813                 | 952                  | 965                |
| 臺 東 縣Taitung C.               | 7,235       | 355                           | 859                    | 391                | 701                 | 433                  | 235                |
| 花 蓮 縣Hualien C.               | 12,392      | 762                           | 1,232                  | 603                | 900                 | 356                  | 178                |
| 澎 湖 縣Penghu C.                | 5,003       | 138                           | 472                    | 215                | 310                 | 438                  | 367                |
| 基 隆 市Keelung City             | 15,330      | 1,455                         | 2,994                  | 2,101              | 576                 | 226                  | 110                |
| 新 竹 市Hsinchu City             | 17,539      | 1,972                         | 1,132                  | 1,006              | 1,160               | 679                  | 316                |
| 嘉 義 市Chiayi City              | 9,264       | 901                           | 408                    | 290                | 213                 | 434                  | 468                |
| 福 建 省Fuchien Prov.            | 7,418       | 289                           | 1,163                  | 475                | 721                 | 517                  | 348                |
| 金 門 縣Kinmen C.                | 6,160       | 284                           | 931                    | 374                | 548                 | 401                  | 275                |
| 連 江 縣Lienchiang C.            | 1,258       | 5                             | 232                    | 101                | 173                 | 116                  | 73                 |

資料來源：本部戶政司。

TABLE 11. MIGRATION REGISTRATION OF RESIDENT POPULATION OF THE YEAR - BY LOCALITY

1. BOTH SEX

Unit : Persons

| Immigrants / In-migrants      |                     |                      |                |  |   |                        |              |
|-------------------------------|---------------------|----------------------|----------------|--|---|------------------------|--------------|
| From Other Provinces (Cities) |                     |                      |                | 自本省<br>他縣市<br>Other C.<br>& City<br>of Prov. | 自本縣<br>市他鄉<br>鎮市區<br>Other<br>Township,<br>City & Dist. | 初設<br>戶籍<br>First Reg. | 其他<br>Others |
| 高雄市<br>Kaohsiung<br>City      | 臺灣省<br>Taiwan Prov. | 福建省<br>Fuchien Prov. | 其他省市<br>Others |  |   |                        |              |
| 28,587                        | 73,857              | 3,734                | 12             | 36,332                                       | 400,787   | 10,723                 | 111          |
| 2,971                         | 14,828              | 838                  | —              | —  | 56,423  | 2,174                  | 18           |
| 1,956                         | 8,093               | 324                  | 1              | —  | 42,012  | 1,897                  | 16           |
| 1,929                         | 11,229              | 533                  | —              | —  | 44,981  | 1,258                  | 15           |
| 2,602                         | 20,472              | 431                  | 2              | —  | 65,570  | 1,252                  | 12           |
| 5,552                         | 6,317               | 256                  | —              | —  | 37,412  | 617                    | 9            |
| —                             | 11,785              | 453                  | —              | —  | 64,845  | 1,049                  | 9            |
| 12,987                        | —                   | 899                  | —              | 36,302                                       | 87,432  | 2,446                  | 31           |
| 252                           | —                   | 29                   | —              | 1,236  | 9,616   | 132                    | 2            |
| 606                           | —                   | 89                   | —              | 5,924  | 6,225   | 239                    | 1            |
| 344                           | —                   | 55                   | —              | 2,905  | 5,627   | 216                    | 2            |
| 625                           | —                   | 134                  | —              | 3,162  | 14,584  | 415                    | 1            |
| 307                           | —                   | 57                   | —              | 1,952  | 4,002   | 153                    | 3            |
| 787                           | —                   | 63                   | —              | 3,164  | 6,593   | 250                    | 4            |
| 775                           | —                   | 49                   | —              | 4,214  | 3,296   | 155                    | —            |
| 6,079                         | —                   | 148                  | —              | 1,735  | 12,238  | 270                    | 5            |
| 716                           | —                   | 39                   | —              | 1,152  | 2,290   | 62                     | 2            |
| 312                           | —                   | 43                   | —              | 1,367  | 6,557   | 80                     | 2            |
| 1,152                         | —                   | 30                   | —              | 803  | 1,058   | 19                     | 1            |
| 194                           | —                   | 63                   | —              | 823  | 6,627   | 158                    | 3            |
| 458                           | —                   | 64                   | —              | 4,354  | 6,194   | 201                    | 3            |
| 380                           | —                   | 36                   | —              | 3,511  | 2,525   | 96                     | 2            |
| 590                           | 1,133               | —                    | 9              | 30   | 2,112   | 30                     | 1            |
| 493                           | 846                 | —                    | —              | 13   | 1,965   | 29                     | 1            |
| 97                            | 287                 | —                    | 9              | 17   | 147   | 1                      | —            |

Source : Dept. of Household Registration, MOI.

表11. 現住人口遷入遷出登記年累計－按區域別分(續1)

TABLE 11. MIGRATION REGISTRATION OF RESIDENT POPULATION OF THE YEAR - BY LOCALITY(CONT. 1)

單位：人

1. 男女合計

| 區域別<br>Locality              | 遷出          |                             |                        |                    |                     |                      |                    |                       |
|------------------------------|-------------|-----------------------------|------------------------|--------------------|---------------------|----------------------|--------------------|-----------------------|
|                              | 合計<br>Total | 往外國<br>To Foreign Countries | 往他省(市)                 |                    |                     |                      |                    |                       |
|                              |             |                             | 新北市<br>New Taipei City | 臺北市<br>Taipei City | 桃園市<br>Taoyuan City | 臺中市<br>Taichung City | 臺南市<br>Tainan City | 高雄市<br>Kaohsiung City |
| 一一年一至十月<br>Jan. - Oct., 2022 | 983,247     | 220,153                     | 76,443                 | 42,887             | 42,567              | 35,493               | 18,850             | 25,518                |
| 新 北 市 New Taipei City        | 175,060     | 46,922                      | —                      | 24,853             | 17,418              | 4,181                | 2,243              | 2,796                 |
| 臺 北 市 Taipei City            | 169,273     | 60,403                      | 41,467                 | —                  | 7,744               | 3,163                | 1,416              | 1,823                 |
| 桃 園 市 Taoyuan City           | 97,801      | 18,296                      | 11,142                 | 4,034              | —                   | 2,767                | 1,312              | 1,828                 |
| 臺 中 市 Taichung City          | 118,287     | 23,201                      | 3,356                  | 2,414              | 2,365               | —                    | 1,754              | 2,037                 |
| 臺 南 市 Tainan City            | 65,871      | 11,400                      | 1,841                  | 1,213              | 1,349               | 1,877                | —                  | 4,796                 |
| 高 雄 市 Kaohsiung City         | 114,469     | 21,001                      | 2,971                  | 1,956              | 1,929               | 2,602                | 5,552              | —                     |
| 臺 灣 省 Taiwan Prov.           | 234,831     | 37,156                      | 14,828                 | 8,093              | 11,229              | 20,472               | 6,317              | 11,785                |
| 宜蘭縣 Yilan C.                 | 17,866      | 2,359                       | 1,717                  | 1,064              | 916                 | 405                  | 166                | 265                   |
| 新竹縣 Hsinchu C.               | 18,550      | 3,405                       | 1,007                  | 698                | 1,792               | 696                  | 279                | 339                   |
| 苗栗縣 Miaoli C.                | 16,184      | 2,914                       | 895                    | 532                | 1,090               | 2,029                | 213                | 336                   |
| 彰化縣 Changhua C.              | 37,574      | 6,366                       | 1,590                  | 698                | 1,019               | 7,066                | 827                | 921                   |
| 南投縣 Nantou C.                | 14,661      | 2,471                       | 638                    | 332                | 497                 | 3,649                | 305                | 357                   |
| 雲林縣 Yunlin C.                | 18,702      | 2,705                       | 1,445                  | 563                | 786                 | 2,025                | 674                | 746                   |
| 嘉義縣 Chiayi C.                | 13,901      | 1,782                       | 785                    | 306                | 556                 | 970                  | 1,026              | 740                   |
| 屏東縣 Pingtung C.              | 27,044      | 3,478                       | 938                    | 472                | 750                 | 878                  | 1,100              | 5,355                 |
| 臺東縣 Taitung C.               | 6,838       | 821                         | 618                    | 280                | 564                 | 328                  | 240                | 585                   |
| 花蓮縣 Hualien C.               | 13,479      | 1,557                       | 1,157                  | 575                | 1,013               | 483                  | 202                | 397                   |
| 澎湖縣 Penghu C.                | 4,240       | 303                         | 335                    | 148                | 257                 | 317                  | 286                | 837                   |
| 基隆市 Keelung City             | 16,368      | 2,924                       | 2,458                  | 1,404              | 863                 | 406                  | 148                | 202                   |
| 新竹市 Hsinchu City             | 18,959      | 4,208                       | 793                    | 713                | 857                 | 621                  | 288                | 281                   |
| 嘉義市 Chiayi City              | 10,465      | 1,863                       | 452                    | 308                | 269                 | 599                  | 563                | 424                   |
| 福 建 省 Fuchien Prov.          | 7,655       | 1,774                       | 838                    | 324                | 533                 | 431                  | 256                | 453                   |
| 金門縣 Kinmen C.                | 6,705       | 1,671                       | 690                    | 282                | 419                 | 366                  | 210                | 385                   |
| 連江縣 Lienchiang C.            | 950         | 103                         | 148                    | 42                 | 114                 | 65                   | 46                 | 68                    |

1. BOTH SEX

Unit : Persons

| Emigrants / Out-migrants    |                         |                |  |   |                           |              | 鄉鎮區內住址變更<br>Change Residence |          |
|-----------------------------|-------------------------|----------------|--|---|---------------------------|--------------|------------------------------|----------|
| To Other Provinces (Cities) |                         |                | 往本省<br>他縣市<br>Other C.<br>& City<br>of Prov. | 往本縣<br>市他鄉<br>鎮市區<br>Other Town-<br>ship, City<br>& Dist. | 廢止戶籍<br>Cancelled<br>Reg. | 其他<br>Others | 入<br>In                      | 出<br>Out |
| 臺灣省<br>Taiwan<br>Prov.      | 福建省<br>Fuchien<br>Prov. | 其他省市<br>Others |  |   |                           |              |                              |          |
| 78,906                      | 4,947                   | —              | 36,332                                       | 400,787   | 172                       | 192          | 504,078                      | 504,078  |
| 18,991                      | 1,163                   | —              | —  | 56,423  | 34                        | 36           | 97,586                       | 97,586   |
| 10,695                      | 475                     | —              | —  | 42,012  | 56                        | 19           | 55,252                       | 55,252   |
| 12,681                      | 721                     | —              | —  | 44,981  | 14                        | 25           | 66,292                       | 66,292   |
| 17,036                      | 517                     | —              | —  | 65,570  | 11                        | 26           | 62,003                       | 62,003   |
| 5,617                       | 348                     | —              | —  | 37,412  | 7                         | 11           | 31,430                       | 31,430   |
| 12,987                      | 590                     | —              | —  | 64,845  | 17                        | 19           | 53,035                       | 53,035   |
| —                           | 1,133                   | —              | 36,302                                       | 87,432  | 33                        | 51           | 136,017                      | 136,017  |
| —                           | 52                      | —              | 1,301  | 9,616   | —                         | 5            | 10,051                       | 10,051   |
| —                           | 69                      | —              | 4,030  | 6,225   | 5                         | 5            | 13,327                       | 13,327   |
| —                           | 100                     | —              | 2,443  | 5,627   | 2                         | 3            | 10,747                       | 10,747   |
| —                           | 173                     | —              | 4,324  | 14,584  | 3                         | 3            | 20,962                       | 20,962   |
| —                           | 91                      | —              | 2,315  | 4,002   | —                         | 4            | 10,400                       | 10,400   |
| —                           | 72                      | —              | 3,089  | 6,593   | 1                         | 3            | 11,400                       | 11,400   |
| —                           | 59                      | —              | 4,377  | 3,296   | 2                         | 2            | 6,075                        | 6,075    |
| —                           | 210                     | —              | 1,614  | 12,238  | 5                         | 6            | 14,246                       | 14,246   |
| —                           | 45                      | —              | 1,064  | 2,290   | —                         | 3            | 5,650                        | 5,650    |
| —                           | 62                      | —              | 1,469  | 6,557   | 4                         | 3            | 7,134                        | 7,134    |
| —                           | 28                      | —              | 668  | 1,058   | 2                         | 1            | 2,346                        | 2,346    |
| —                           | 94                      | —              | 1,234  | 6,627   | 2                         | 6            | 7,411                        | 7,411    |
| —                           | 42                      | —              | 4,950  | 6,194   | 7                         | 5            | 10,503                       | 10,503   |
| —                           | 36                      | —              | 3,424  | 2,525   | —                         | 2            | 5,765                        | 5,765    |
| 899                         | —                       | —              | 30   | 2,112   | —                         | 5            | 2,463                        | 2,463    |
| 695                         | —                       | —              | 17   | 1,965   | —                         | 5            | 2,234                        | 2,234    |
| 204                         | —                       | —              | 13   | 147   | —                         | —            | 229                          | 229      |

表11. 現住人口遷入遷出登記年累計－按區域別分(續2)

TABLE 11. MIGRATION REGISTRATION OF RESIDENT POPULATION OF THE YEAR - BY LOCALITY(CONT. 2)

單位：人

2. 男性

| 區域別<br>Locality              | 遷入          |                               |                        |                    |                     |                      |                    |
|------------------------------|-------------|-------------------------------|------------------------|--------------------|---------------------|----------------------|--------------------|
|                              | 合計<br>Total | 自外國<br>From Foreign Countries | 自他省(市)                 |                    |                     |                      |                    |
|                              |             |                               | 新北市<br>New Taipei City | 臺北市<br>Taipei City | 桃園市<br>Taoyuan City | 臺中市<br>Taichung City | 臺南市<br>Tainan City |
| 一一年一至十月<br>Jan. - Oct., 2022 | 403,744     | 46,795                        | 33,395                 | 31,835             | 16,244              | 13,708               | 7,873              |
| 新 北 市New Taipei City         | 72,154      | 9,737                         | —                      | 19,688             | 5,133               | 1,562                | 838                |
| 臺 北 市Taipei City             | 51,876      | 12,239                        | 11,129                 | —                  | 1,790               | 1,086                | 557                |
| 桃 園 市Taoyuan City            | 45,112      | 3,930                         | 8,126                  | 3,657              | —                   | 1,054                | 652                |
| 臺 中 市Taichung City           | 51,668      | 5,422                         | 1,881                  | 1,497              | 1,208               | —                    | 831                |
| 臺 南 市Tainan City             | 28,973      | 2,574                         | 1,086                  | 687                | 629                 | 859                  | —                  |
| 高 雄 市Kaohsiung City          | 46,421      | 4,385                         | 1,250                  | 838                | 874                 | 941                  | 2,217              |
| 臺 灣 省Taiwan Prov.            | 103,600     | 8,352                         | 9,315                  | 5,223              | 6,250               | 7,927                | 2,582              |
| 宜蘭縣Yilan C.                  | 8,232       | 515                           | 1,257                  | 803                | 419                 | 141                  | 51                 |
| 新竹縣Hsinchu C.                | 10,714      | 787                           | 870                    | 615                | 1,490               | 525                  | 217                |
| 苗栗縣Miaoli C.                 | 7,646       | 660                           | 711                    | 390                | 691                 | 959                  | 106                |
| 彰化縣Changhua C.               | 13,338      | 1,566                         | 650                    | 318                | 375                 | 1,952                | 216                |
| 南投縣Nantou C.                 | 5,901       | 599                           | 326                    | 145                | 212                 | 1,573                | 72                 |
| 雲林縣Yunlin C.                 | 8,042       | 614                           | 1,030                  | 252                | 449                 | 738                  | 219                |
| 嘉義縣Chiayi C.                 | 6,077       | 397                           | 553                    | 186                | 301                 | 364                  | 438                |
| 屏東縣Pingtung C.               | 12,319      | 711                           | 542                    | 256                | 420                 | 427                  | 446                |
| 臺東縣Taitung C.                | 3,459       | 153                           | 418                    | 188                | 346                 | 208                  | 110                |
| 花蓮縣Hualien C.                | 5,629       | 311                           | 578                    | 283                | 429                 | 170                  | 82                 |
| 澎湖縣Penghu C.                 | 2,747       | 54                            | 245                    | 134                | 167                 | 245                  | 209                |
| 基隆市Keelung City              | 7,127       | 669                           | 1,398                  | 1,011              | 271                 | 104                  | 51                 |
| 新竹市Hsinchu City              | 8,244       | 911                           | 560                    | 510                | 578                 | 317                  | 165                |
| 嘉義市Chiayi City               | 4,125       | 405                           | 177                    | 132                | 102                 | 204                  | 200                |
| 福 建 省Fuchien Prov.           | 3,940       | 156                           | 608                    | 245                | 360                 | 279                  | 196                |
| 金門縣Kinmen C.                 | 3,136       | 154                           | 466                    | 188                | 264                 | 207                  | 148                |
| 連江縣Lienchiang C.             | 804         | 2                             | 142                    | 57                 | 96                  | 72                   | 48                 |

2. MALE

Unit : Persons

| Immigrants / In-migrants      |                     |                      |                |                                |                                    |            |        |
|-------------------------------|---------------------|----------------------|----------------|--------------------------------|------------------------------------|------------|--------|
| From Other Provinces (Cities) |                     |                      |                | 自本省<br>他縣市                     | 自本縣<br>市他鄉<br>鎮市區                  | 初設<br>戶籍   | 其他     |
| 高雄市<br>Kaohsiung<br>City      | 臺灣省<br>Taiwan Prov. | 福建省<br>Fuchien Prov. | 其他省市<br>Others | Other C.<br>& City<br>of Prov. | Other<br>Township,<br>City & Dist. | First Reg. | Others |
| 13,705                        | 34,440              | 2,153                | 4              | 16,613                         | 183,452                            | 3,483      | 44     |
| 1,382                         | 6,945               | 462                  | —              | —                              | 25,640                             | 760        | 7      |
| 903                           | 3,761               | 169                  | 1              | —                              | 19,431                             | 801        | 9      |
| 927                           | 5,303               | 294                  | —              | —                              | 20,771                             | 392        | 6      |
| 1,222                         | 9,298               | 250                  | —              | —                              | 29,633                             | 420        | 6      |
| 2,623                         | 2,925               | 152                  | —              | —                              | 17,258                             | 177        | 3      |
| —                             | 5,573               | 278                  | —              | —                              | 29,740                             | 322        | 3      |
| 6,313                         | —                   | 548                  | —              | 16,591                         | 39,889                             | 600        | 10     |
| 108                           | —                   | 20                   | —              | 583                            | 4,298                              | 37         | —      |
| 333                           | —                   | 43                   | —              | 2,824                          | 2,945                              | 65         | —      |
| 164                           | —                   | 34                   | —              | 1,336                          | 2,550                              | 45         | —      |
| 272                           | —                   | 79                   | —              | 1,312                          | 6,495                              | 102        | 1      |
| 154                           | —                   | 38                   | —              | 868                            | 1,870                              | 44         | —      |
| 392                           | —                   | 34                   | —              | 1,331                          | 2,932                              | 49         | 2      |
| 378                           | —                   | 37                   | —              | 1,913                          | 1,489                              | 21         | —      |
| 2,831                         | —                   | 99                   | —              | 836                            | 5,682                              | 66         | 3      |
| 378                           | —                   | 20                   | —              | 527                            | 1,094                              | 17         | —      |
| 144                           | —                   | 27                   | —              | 646                            | 2,938                              | 20         | 1      |
| 635                           | —                   | 21                   | —              | 466                            | 564                                | 6          | 1      |
| 92                            | —                   | 38                   | —              | 391                            | 3,059                              | 41         | 2      |
| 246                           | —                   | 38                   | —              | 2,007                          | 2,858                              | 54         | —      |
| 186                           | —                   | 20                   | —              | 1,551                          | 1,115                              | 33         | —      |
| 335                           | 635                 | —                    | 3              | 22                             | 1,090                              | 11         | —      |
| 269                           | 439                 | —                    | —              | 8                              | 982                                | 11         | —      |
| 66                            | 196                 | —                    | 3              | 14                             | 108                                | —          | —      |

表11. 現住人口遷入遷出登記年累計－按區域別分(續3)

TABLE 11. MIGRATION REGISTRATION OF RESIDENT POPULATION OF THE YEAR - BY LOCALITY(CONT. 3)

單位：人

2. 男性

| 區域別<br>Locality              | 遷出          |                             |                        |                    |                     |                      |                    |                       |
|------------------------------|-------------|-----------------------------|------------------------|--------------------|---------------------|----------------------|--------------------|-----------------------|
|                              | 合計<br>Total | 往外國<br>To Foreign Countries | 往他省(市)                 |                    |                     |                      |                    |                       |
|                              |             |                             | 新北市<br>New Taipei City | 臺北市<br>Taipei City | 桃園市<br>Taoyuan City | 臺中市<br>Taichung City | 臺南市<br>Tainan City | 高雄市<br>Kaohsiung City |
| 一一年一至十月<br>Jan. - Oct., 2022 | 462,325     | 108,757                     | 36,010                 | 19,395             | 20,013              | 16,187               | 8,961              | 11,971                |
| 新北市New Taipei City           | 82,227      | 23,164                      | —                      | 11,129             | 8,126               | 1,881                | 1,086              | 1,250                 |
| 臺北市Taipei City               | 79,248      | 27,956                      | 19,688                 | —                  | 3,657               | 1,497                | 687                | 838                   |
| 桃園市Taoyuan City              | 46,325      | 9,291                       | 5,133                  | 1,790              | —                   | 1,208                | 629                | 874                   |
| 臺中市Taichung City             | 55,384      | 12,027                      | 1,562                  | 1,086              | 1,054               | —                    | 859                | 941                   |
| 臺南市Tainan City               | 30,934      | 5,799                       | 838                    | 557                | 652                 | 831                  | —                  | 2,217                 |
| 高雄市Kaohsiung City            | 53,545      | 10,084                      | 1,382                  | 903                | 927                 | 1,222                | 2,623              | —                     |
| 臺灣省Taiwan Prov.              | 110,334     | 19,376                      | 6,945                  | 3,761              | 5,303               | 9,298                | 2,925              | 5,573                 |
| 宜蘭縣Yilan C.                  | 8,299       | 1,215                       | 808                    | 499                | 428                 | 182                  | 64                 | 133                   |
| 新竹縣Hsinchu C.                | 8,744       | 1,755                       | 452                    | 320                | 767                 | 312                  | 121                | 158                   |
| 苗栗縣Miaoli C.                 | 7,479       | 1,613                       | 413                    | 237                | 515                 | 829                  | 88                 | 141                   |
| 彰化縣Changhua C.               | 17,676      | 3,534                       | 745                    | 334                | 494                 | 3,206                | 388                | 412                   |
| 南投縣Nantou C.                 | 6,934       | 1,305                       | 259                    | 137                | 256                 | 1,709                | 149                | 162                   |
| 雲林縣Yunlin C.                 | 8,651       | 1,447                       | 710                    | 269                | 378                 | 949                  | 305                | 346                   |
| 嘉義縣Chiayi C.                 | 6,472       | 988                         | 387                    | 146                | 267                 | 442                  | 448                | 340                   |
| 屏東縣Pingtung C.               | 12,603      | 1,696                       | 413                    | 211                | 365                 | 392                  | 491                | 2,500                 |
| 臺東縣Taitung C.                | 3,319       | 387                         | 290                    | 148                | 271                 | 172                  | 124                | 280                   |
| 花蓮縣Hualien C.                | 6,212       | 743                         | 557                    | 271                | 492                 | 212                  | 94                 | 176                   |
| 澎湖縣Penghu C.                 | 2,377       | 134                         | 197                    | 81                 | 145                 | 176                  | 180                | 480                   |
| 基隆市Keelung City              | 7,661       | 1,455                       | 1,122                  | 637                | 412                 | 169                  | 59                 | 101                   |
| 新竹市Hsinchu City              | 9,021       | 2,164                       | 379                    | 333                | 396                 | 272                  | 150                | 138                   |
| 嘉義市Chiayi City               | 4,886       | 940                         | 213                    | 138                | 117                 | 276                  | 264                | 206                   |
| 福建省Fuchien Prov.             | 4,328       | 1,060                       | 462                    | 169                | 294                 | 250                  | 152                | 278                   |
| 金門縣Kinmen C.                 | 3,690       | 1,008                       | 363                    | 146                | 223                 | 205                  | 117                | 226                   |
| 連江縣Lienchiang C.             | 638         | 52                          | 99                     | 23                 | 71                  | 45                   | 35                 | 52                    |

2. MALE

Unit : Persons

| Emigrants / Out-migrants    |                         |                |                                |                                      |                   |        | 鄉鎮區內住址變更<br>Change Residence |         |
|-----------------------------|-------------------------|----------------|--------------------------------|--------------------------------------|-------------------|--------|------------------------------|---------|
| To Other Provinces (Cities) |                         |                | 往本省<br>他縣市                     | 往本縣<br>市他鄉<br>鎮市區                    | 廢止戶籍              | 其他     | 入                            | 出       |
| 臺灣省<br>Taiwan<br>Prov.      | 福建省<br>Fuchien<br>Prov. | 其他省市<br>Others | Other C.<br>& City<br>of Prov. | Other Town-<br>ship, City<br>& Dist. | Cancelled<br>Reg. | Others | In                           | Out     |
| 38,158                      | 2,658                   | —              | 16,613                         | 183,452                              | 55                | 95     | 239,772                      | 239,772 |
| 9,315                       | 608                     | —              | —                              | 25,640                               | 11                | 17     | 45,965                       | 45,965  |
| 5,223                       | 245                     | —              | —                              | 19,431                               | 17                | 9      | 26,097                       | 26,097  |
| 6,250                       | 360                     | —              | —                              | 20,771                               | 4                 | 15     | 31,484                       | 31,484  |
| 7,927                       | 279                     | —              | —                              | 29,633                               | 3                 | 13     | 29,151                       | 29,151  |
| 2,582                       | 196                     | —              | —                              | 17,258                               | 1                 | 3      | 15,008                       | 15,008  |
| 6,313                       | 335                     | —              | —                              | 29,740                               | 9                 | 7      | 25,344                       | 25,344  |
| —                           | 635                     | —              | 16,591                         | 39,889                               | 10                | 28     | 65,456                       | 65,456  |
| —                           | 29                      | —              | 640                            | 4,298                                | —                 | 3      | 4,804                        | 4,804   |
| —                           | 37                      | —              | 1,873                          | 2,945                                | 2                 | 2      | 6,426                        | 6,426   |
| —                           | 52                      | —              | 1,038                          | 2,550                                | 1                 | 2      | 5,250                        | 5,250   |
| —                           | 99                      | —              | 1,967                          | 6,495                                | 1                 | 1      | 10,177                       | 10,177  |
| —                           | 47                      | —              | 1,038                          | 1,870                                | —                 | 2      | 5,029                        | 5,029   |
| —                           | 40                      | —              | 1,273                          | 2,932                                | —                 | 2      | 5,553                        | 5,553   |
| —                           | 36                      | —              | 1,927                          | 1,489                                | —                 | 2      | 2,975                        | 2,975   |
| —                           | 121                     | —              | 729                            | 5,682                                | 1                 | 2      | 6,833                        | 6,833   |
| —                           | 26                      | —              | 525                            | 1,094                                | —                 | 2      | 2,681                        | 2,681   |
| —                           | 32                      | —              | 695                            | 2,938                                | 1                 | 1      | 3,298                        | 3,298   |
| —                           | 24                      | —              | 396                            | 564                                  | —                 | —      | 1,176                        | 1,176   |
| —                           | 48                      | —              | 596                            | 3,059                                | —                 | 3      | 3,549                        | 3,549   |
| —                           | 26                      | —              | 2,297                          | 2,858                                | 4                 | 4      | 5,025                        | 5,025   |
| —                           | 18                      | —              | 1,597                          | 1,115                                | —                 | 2      | 2,680                        | 2,680   |
| 548                         | —                       | —              | 22                             | 1,090                                | —                 | 3      | 1,267                        | 1,267   |
| 403                         | —                       | —              | 14                             | 982                                  | —                 | 3      | 1,132                        | 1,132   |
| 145                         | —                       | —              | 8                              | 108                                  | —                 | —      | 135                          | 135     |



表11. 現住人口遷入遷出登記年累計—按區域別分(續4)

TABLE 11. MIGRATION REGISTRATION OF RESIDENT POPULATION OF THE YEAR - BY LOCALITY(CONT. 4)

單位：人

3. 女性

| 區域別<br>Locality              | 遷入          |                               |                        |                    |                     |                      |                    |
|------------------------------|-------------|-------------------------------|------------------------|--------------------|---------------------|----------------------|--------------------|
|                              | 合計<br>Total | 自外國<br>From Foreign Countries | 自他省(市)                 |                    |                     |                      |                    |
|                              |             |                               | 新北市<br>New Taipei City | 臺北市<br>Taipei City | 桃園市<br>Taoyuan City | 臺中市<br>Taichung City | 臺南市<br>Tainan City |
| 一一年一至十月<br>Jan. - Oct., 2022 | 473,611     | 56,984                        | 38,250                 | 34,948             | 18,241              | 15,771               | 9,168              |
| 新北市New Taipei City           | 84,707      | 12,066                        | —                      | 21,779             | 6,009               | 1,794                | 1,003              |
| 臺北市Taipei City               | 63,723      | 16,547                        | 13,724                 | —                  | 2,244               | 1,328                | 656                |
| 桃園市Taoyuan City              | 52,386      | 4,747                         | 9,292                  | 4,087              | —                   | 1,311                | 697                |
| 臺中市Taichung City             | 62,069      | 5,986                         | 2,300                  | 1,666              | 1,559               | —                    | 1,046              |
| 臺南市Tainan City               | 33,363      | 2,874                         | 1,157                  | 729                | 683                 | 895                  | —                  |
| 高雄市Kaohsiung City            | 54,748      | 5,363                         | 1,546                  | 985                | 954                 | 1,096                | 2,579              |
| 臺灣省Taiwan Prov.              | 119,137     | 9,268                         | 9,676                  | 5,472              | 6,431               | 9,109                | 3,035              |
| 宜蘭縣Yilan C.                  | 9,762       | 629                           | 1,280                  | 868                | 512                 | 185                  | 67                 |
| 新竹縣Hsinchu C.                | 11,605      | 889                           | 886                    | 614                | 1,565               | 551                  | 226                |
| 苗栗縣Miaoli C.                 | 8,589       | 697                           | 710                    | 354                | 699                 | 992                  | 117                |
| 彰化縣Changhua C.               | 16,467      | 1,462                         | 666                    | 358                | 388                 | 2,627                | 306                |
| 南投縣Nantou C.                 | 6,644       | 586                           | 350                    | 179                | 206                 | 1,720                | 103                |
| 雲林縣Yunlin C.                 | 9,504       | 564                           | 954                    | 298                | 419                 | 825                  | 323                |
| 嘉義縣Chiayi C.                 | 6,951       | 448                           | 509                    | 178                | 282                 | 366                  | 517                |
| 屏東縣Pingtung C.               | 14,183      | 913                           | 600                    | 275                | 393                 | 525                  | 519                |
| 臺東縣Taitung C.                | 3,776       | 202                           | 441                    | 203                | 355                 | 225                  | 125                |
| 花蓮縣Hualien C.                | 6,763       | 451                           | 654                    | 320                | 471                 | 186                  | 96                 |
| 澎湖縣Penghu C.                 | 2,256       | 84                            | 227                    | 81                 | 143                 | 193                  | 158                |
| 基隆市Keelung City              | 8,203       | 786                           | 1,596                  | 1,090              | 305                 | 122                  | 59                 |
| 新竹市Hsinchu City              | 9,295       | 1,061                         | 572                    | 496                | 582                 | 362                  | 151                |
| 嘉義市Chiayi City               | 5,139       | 496                           | 231                    | 158                | 111                 | 230                  | 268                |
| 福建省Fuchien Prov.             | 3,478       | 133                           | 555                    | 230                | 361                 | 238                  | 152                |
| 金門縣Kinmen C.                 | 3,024       | 130                           | 465                    | 186                | 284                 | 194                  | 127                |
| 連江縣Lienchiang C.             | 454         | 3                             | 90                     | 44                 | 77                  | 44                   | 25                 |

3. FEMALE

Unit : Persons

| Immigrants / In-migrants      |                     |                      |                |  |   |                        |              |
|-------------------------------|---------------------|----------------------|----------------|--|---|------------------------|--------------|
| From Other Provinces (Cities) |                     |                      |                | 自本省<br>他縣市<br>Other C.<br>& City<br>of Prov. | 自本縣<br>市他鄉<br>鎮市區<br>Other<br>Township,<br>City & Dist. | 初設<br>戶籍<br>First Reg. | 其他<br>Others |
| 高雄市<br>Kaohsiung<br>City      | 臺灣省<br>Taiwan Prov. | 福建省<br>Fuchien Prov. | 其他省市<br>Others |  |   |                        |              |
| 14,882                        | 39,417              | 1,581                | 8              | 19,719                                       | 217,335   | 7,240                  | 67           |
| 1,589                         | 7,883               | 376                  | —              | —  | 30,783  | 1,414                  | 11           |
| 1,053                         | 4,332               | 155                  | —              | —  | 22,581  | 1,096                  | 7            |
| 1,002                         | 5,926               | 239                  | —              | —  | 24,210  | 866                    | 9            |
| 1,380                         | 11,174              | 181                  | 2              | —  | 35,937  | 832                    | 6            |
| 2,929                         | 3,392               | 104                  | —              | —  | 20,154  | 440                    | 6            |
| —                             | 6,212               | 175                  | —              | —  | 35,105  | 727                    | 6            |
| 6,674                         | —                   | 351                  | —              | 19,711                                       | 47,543  | 1,846                  | 21           |
| 144                           | —                   | 9                    | —              | 653  | 5,318   | 95                     | 2            |
| 273                           | —                   | 46                   | —              | 3,100  | 3,280   | 174                    | 1            |
| 180                           | —                   | 21                   | —              | 1,569  | 3,077   | 171                    | 2            |
| 353                           | —                   | 55                   | —              | 1,850  | 8,089   | 313                    | —            |
| 153                           | —                   | 19                   | —              | 1,084  | 2,132   | 109                    | 3            |
| 395                           | —                   | 29                   | —              | 1,833  | 3,661   | 201                    | 2            |
| 397                           | —                   | 12                   | —              | 2,301  | 1,807   | 134                    | —            |
| 3,248                         | —                   | 49                   | —              | 899  | 6,556   | 204                    | 2            |
| 338                           | —                   | 19                   | —              | 625  | 1,196   | 45                     | 2            |
| 168                           | —                   | 16                   | —              | 721  | 3,619   | 60                     | 1            |
| 517                           | —                   | 9                    | —              | 337  | 494   | 13                     | —            |
| 102                           | —                   | 25                   | —              | 432  | 3,568   | 117                    | 1            |
| 212                           | —                   | 26                   | —              | 2,347  | 3,336   | 147                    | 3            |
| 194                           | —                   | 16                   | —              | 1,960  | 1,410   | 63                     | 2            |
| 255                           | 498                 | —                    | 6              | 8  | 1,022   | 19                     | 1            |
| 224                           | 407                 | —                    | —              | 5  | 983   | 18                     | 1            |
| 31                            | 91                  | —                    | 6              | 3  | 39  | 1                      | —            |

表11. 現住人口遷入遷出登記年累計—按區域別分(續5完)

單位：人

3. 女性

| 區域別<br>Locality              | 遷出          |                             |                        |                    |                     |                      |                    |                       |
|------------------------------|-------------|-----------------------------|------------------------|--------------------|---------------------|----------------------|--------------------|-----------------------|
|                              | 合計<br>Total | 往外國<br>To Foreign Countries | 往他省(市)                 |                    |                     |                      |                    |                       |
|                              |             |                             | 新北市<br>New Taipei City | 臺北市<br>Taipei City | 桃園市<br>Taoyuan City | 臺中市<br>Taichung City | 臺南市<br>Tainan City | 高雄市<br>Kaohsiung City |
| 一一年一至十月<br>Jan. - Oct., 2022 | 520,922     | 111,396                     | 40,433                 | 23,492             | 22,554              | 19,306               | 9,889              | 13,547                |
| 新 北 市 New Taipei City        | 92,833      | 23,758                      | —                      | 13,724             | 9,292               | 2,300                | 1,157              | 1,546                 |
| 臺 北 市 Taipei City            | 90,025      | 32,447                      | 21,779                 | —                  | 4,087               | 1,666                | 729                | 985                   |
| 桃 園 市 Taoyuan City           | 51,476      | 9,005                       | 6,009                  | 2,244              | —                   | 1,559                | 683                | 954                   |
| 臺 中 市 Taichung City          | 62,903      | 11,174                      | 1,794                  | 1,328              | 1,311               | —                    | 895                | 1,096                 |
| 臺 南 市 Tainan City            | 34,937      | 5,601                       | 1,003                  | 656                | 697                 | 1,046                | —                  | 2,579                 |
| 高 雄 市 Kaohsiung City         | 60,924      | 10,917                      | 1,589                  | 1,053              | 1,002               | 1,380                | 2,929              | —                     |
| 臺 灣 省 Taiwan Prov.           | 124,497     | 17,780                      | 7,883                  | 4,332              | 5,926               | 11,174               | 3,392              | 6,212                 |
| 宜蘭縣 Yilan C.                 | 9,567       | 1,144                       | 909                    | 565                | 488                 | 223                  | 102                | 132                   |
| 新竹縣 Hsinchu C.               | 9,806       | 1,650                       | 555                    | 378                | 1,025               | 384                  | 158                | 181                   |
| 苗栗縣 Miaoli C.                | 8,705       | 1,301                       | 482                    | 295                | 575                 | 1,200                | 125                | 195                   |
| 彰化縣 Changhua C.              | 19,898      | 2,832                       | 845                    | 364                | 525                 | 3,860                | 439                | 509                   |
| 南投縣 Nantou C.                | 7,727       | 1,166                       | 379                    | 195                | 241                 | 1,940                | 156                | 195                   |
| 雲林縣 Yunlin C.                | 10,051      | 1,258                       | 735                    | 294                | 408                 | 1,076                | 369                | 400                   |
| 嘉義縣 Chiayi C.                | 7,429       | 794                         | 398                    | 160                | 289                 | 528                  | 578                | 400                   |
| 屏東縣 Pingtung C.              | 14,441      | 1,782                       | 525                    | 261                | 385                 | 486                  | 609                | 2,855                 |
| 臺東縣 Taitung C.               | 3,519       | 434                         | 328                    | 132                | 293                 | 156                  | 116                | 305                   |
| 花蓮縣 Hualien C.               | 7,267       | 814                         | 600                    | 304                | 521                 | 271                  | 108                | 221                   |
| 澎湖縣 Penghu C.                | 1,863       | 169                         | 138                    | 67                 | 112                 | 141                  | 106                | 357                   |
| 基隆市 Keelung City             | 8,707       | 1,469                       | 1,336                  | 767                | 451                 | 237                  | 89                 | 101                   |
| 新竹市 Hsinchu City             | 9,938       | 2,044                       | 414                    | 380                | 461                 | 349                  | 138                | 143                   |
| 嘉義市 Chiayi City              | 5,579       | 923                         | 239                    | 170                | 152                 | 323                  | 299                | 218                   |
| 福 建 省 Fuchien Prov.          | 3,327       | 714                         | 376                    | 155                | 239                 | 181                  | 104                | 175                   |
| 金門縣 Kinmen C.                | 3,015       | 663                         | 327                    | 136                | 196                 | 161                  | 93                 | 159                   |
| 連江縣 Lienchiang C.            | 312         | 51                          | 49                     | 19                 | 43                  | 20                   | 11                 | 16                    |

TABLE 11. MIGRATION REGISTRATION OF RESIDENT POPULATION OF THE YEAR - BY LOCALITY(END)

3. FEMALE

Unit : Persons

| Emigrants / Out-migrants    |                         |                |                                |                                      |                   |        | 鄉鎮區內住址變更<br>Change Residence |         |
|-----------------------------|-------------------------|----------------|--------------------------------|--------------------------------------|-------------------|--------|------------------------------|---------|
| To Other Provinces (Cities) |                         |                | 往本省<br>他縣市                     | 往本縣<br>市他鄉<br>鎮市區                    | 廢止戶籍              | 其他     | 入                            | 出       |
| 臺灣省<br>Taiwan<br>Prov.      | 福建省<br>Fuchien<br>Prov. | 其他省市<br>Others | Other C.<br>& City<br>of Prov. | Other Town-<br>ship, City<br>& Dist. | Cancelled<br>Reg. | Others | In                           | Out     |
| 40,748                      | 2,289                   | —              | 19,719                         | 217,335                              | 117               | 97     | 264,306                      | 264,306 |
| 9,676                       | 555                     | —              | —                              | 30,783                               | 23                | 19     | 51,621                       | 51,621  |
| 5,472                       | 230                     | —              | —                              | 22,581                               | 39                | 10     | 29,155                       | 29,155  |
| 6,431                       | 361                     | —              | —                              | 24,210                               | 10                | 10     | 34,808                       | 34,808  |
| 9,109                       | 238                     | —              | —                              | 35,937                               | 8                 | 13     | 32,852                       | 32,852  |
| 3,035                       | 152                     | —              | —                              | 20,154                               | 6                 | 8      | 16,422                       | 16,422  |
| 6,674                       | 255                     | —              | —                              | 35,105                               | 8                 | 12     | 27,691                       | 27,691  |
| —                           | 498                     | —              | 19,711                         | 47,543                               | 23                | 23     | 70,561                       | 70,561  |
| —                           | 23                      | —              | 661                            | 5,318                                | —                 | 2      | 5,247                        | 5,247   |
| —                           | 32                      | —              | 2,157                          | 3,280                                | 3                 | 3      | 6,901                        | 6,901   |
| —                           | 48                      | —              | 1,405                          | 3,077                                | 1                 | 1      | 5,497                        | 5,497   |
| —                           | 74                      | —              | 2,357                          | 8,089                                | 2                 | 2      | 10,785                       | 10,785  |
| —                           | 44                      | —              | 1,277                          | 2,132                                | —                 | 2      | 5,371                        | 5,371   |
| —                           | 32                      | —              | 1,816                          | 3,661                                | 1                 | 1      | 5,847                        | 5,847   |
| —                           | 23                      | —              | 2,450                          | 1,807                                | 2                 | —      | 3,100                        | 3,100   |
| —                           | 89                      | —              | 885                            | 6,556                                | 4                 | 4      | 7,413                        | 7,413   |
| —                           | 19                      | —              | 539                            | 1,196                                | —                 | 1      | 2,969                        | 2,969   |
| —                           | 30                      | —              | 774                            | 3,619                                | 3                 | 2      | 3,836                        | 3,836   |
| —                           | 4                       | —              | 272                            | 494                                  | 2                 | 1      | 1,170                        | 1,170   |
| —                           | 46                      | —              | 638                            | 3,568                                | 2                 | 3      | 3,862                        | 3,862   |
| —                           | 16                      | —              | 2,653                          | 3,336                                | 3                 | 1      | 5,478                        | 5,478   |
| —                           | 18                      | —              | 1,827                          | 1,410                                | —                 | —      | 3,085                        | 3,085   |
| 351                         | —                       | —              | 8                              | 1,022                                | —                 | 2      | 1,196                        | 1,196   |
| 292                         | —                       | —              | 3                              | 983                                  | —                 | 2      | 1,102                        | 1,102   |
| 59                          | —                       | —              | 5                              | 39                                   | —                 | —      | 94                           | 94      |

表12. 現住原住民人口數－按月別分

單位：人

| 年(月)底別<br>End of Year (Month)    | 總計<br>Grand total |                |                | 平地             |
|----------------------------------|-------------------|----------------|----------------|----------------|
|                                  | 合計<br>Total       | 男性<br>Male     | 女性<br>Female   | 合計<br>Total    |
| 一〇二年 2013                        | 533,601           | 260,616        | 272,985        | 250,815        |
| 一〇三年 2014                        | 540,023           | 263,252        | 276,771        | 253,716        |
| 一〇四年 2015                        | 546,698           | 266,041        | 280,657        | 256,730        |
| 一〇五年 2016                        | 553,228           | 268,929        | 284,299        | 259,647        |
| 一〇六年 2017                        | 559,426           | 271,683        | 287,743        | 262,316        |
| 一〇七年 2018                        | 565,561           | 274,238        | 291,323        | 265,101        |
| 一〇八年 2019                        | 571,427           | 276,739        | 294,688        | 267,721        |
| 一〇九年 2020                        | 576,792           | 279,070        | 297,722        | 269,966        |
| 一一〇年 2021                        | 580,758           | 280,886        | 299,872        | 271,606        |
| 十月 Oct.                          | 580,215           | 280,586        | 299,629        | 271,413        |
| 十一月 Nov.                         | 580,497           | 280,726        | 299,771        | 271,499        |
| 十二月 Dec.                         | 580,758           | 280,886        | 299,872        | 271,606        |
| <b>一一一年 2022</b>                 | <b>583,299</b>    | <b>281,872</b> | <b>301,427</b> | <b>272,486</b> |
| 一月 Jan.                          | 580,944           | 280,967        | 299,977        | 271,703        |
| 二月 Feb.                          | 581,134           | 281,048        | 300,086        | 271,760        |
| 三月 Mar.                          | 581,327           | 281,118        | 300,209        | 271,822        |
| 四月 Apr.                          | 581,406           | 281,180        | 300,226        | 271,837        |
| 五月 May                           | 581,530           | 281,237        | 300,293        | 271,847        |
| 六月 June                          | 581,694           | 281,283        | 300,411        | 271,905        |
| 七月 July                          | 582,008           | 281,382        | 300,626        | 271,981        |
| 八月 Aug.                          | 582,485           | 281,583        | 300,902        | 272,162        |
| 九月 Sept.                         | 582,846           | 281,714        | 301,132        | 272,298        |
| 十月 Oct.                          | 583,299           | 281,872        | 301,427        | 272,486        |
| 較上月增減(%)<br>VS. with Last Month  | 0.08              | 0.06           | 0.10           | 0.07           |
| 較上年同月增減(%)<br>VS. with Last Year | 0.53              | 0.46           | 0.60           | 0.40           |

資料來源：本部戶政司。

TABLE 12. INDIGENOUS PEOPLE - BY MONTH

Unit : Persons

| 原住民<br>Plain-land Indigenous People |                | 山地原住民<br>Mountain Indigenous People |                |                |
|-------------------------------------|----------------|-------------------------------------|----------------|----------------|
| 男性<br>Male                          | 女性<br>Female   | 合計<br>Total                         | 男性<br>Male     | 女性<br>Female   |
| 123,800                             | 127,015        | 282,786                             | 136,816        | 145,970        |
| 124,920                             | 128,796        | 286,307                             | 138,332        | 147,975        |
| 126,144                             | 130,586        | 289,968                             | 139,897        | 150,071        |
| 127,438                             | 132,209        | 293,581                             | 141,491        | 152,090        |
| 128,573                             | 133,743        | 297,110                             | 143,110        | 154,000        |
| 129,724                             | 135,377        | 300,460                             | 144,514        | 155,946        |
| 130,773                             | 136,948        | 303,706                             | 145,966        | 157,740        |
| 131,657                             | 138,309        | 306,826                             | 147,413        | 159,413        |
| 132,322                             | 139,284        | 309,152                             | 148,564        | 160,588        |
| 132,247                             | 139,166        | 308,802                             | 148,339        | 160,463        |
| 132,273                             | 139,226        | 308,998                             | 148,453        | 160,545        |
| 132,322                             | 139,284        | 309,152                             | 148,564        | 160,588        |
| <b>132,579</b>                      | <b>139,907</b> | <b>310,813</b>                      | <b>149,293</b> | <b>161,520</b> |
| 132,360                             | 139,343        | 309,241                             | 148,607        | 160,634        |
| 132,359                             | 139,401        | 309,374                             | 148,689        | 160,685        |
| 132,384                             | 139,438        | 309,505                             | 148,734        | 160,771        |
| 132,387                             | 139,450        | 309,569                             | 148,793        | 160,776        |
| 132,380                             | 139,467        | 309,683                             | 148,857        | 160,826        |
| 132,389                             | 139,516        | 309,789                             | 148,894        | 160,895        |
| 132,398                             | 139,583        | 310,027                             | 148,984        | 161,043        |
| 132,482                             | 139,680        | 310,323                             | 149,101        | 161,222        |
| 132,524                             | 139,774        | 310,548                             | 149,190        | 161,358        |
| 132,579                             | 139,907        | 310,813                             | 149,293        | 161,520        |
| 0.04                                | 0.10           | 0.09                                | 0.07           | 0.10           |
| 0.25                                | 0.53           | 0.65                                | 0.64           | 0.66           |

Source : Dept. of Household Registration, MOI.

表13. 現住原住民人口數－按區域別分

單位：人

| 區域別<br>Locality              | 總計<br>Grand Total |            |              | 平地<br>Total |
|------------------------------|-------------------|------------|--------------|-------------|
|                              | 合計<br>Total       | 男性<br>Male | 女性<br>Female | 合計<br>Total |
| 一〇一年十月底<br>End of Oct., 2022 | 583,299           | 281,872    | 301,427      | 272,486     |
| 新北市 New Taipei City          | 57,737            | 26,685     | 31,052       | 39,359      |
| 臺北市 Taipei City              | 16,971            | 7,260      | 9,711        | 9,904       |
| 桃園市 Taoyuan City             | 79,914            | 38,175     | 41,739       | 44,018      |
| 臺中市 Taichung City            | 36,835            | 16,979     | 19,856       | 14,994      |
| 臺南市 Tainan City              | 8,806             | 3,724      | 5,082        | 4,013       |
| 高雄市 Kaohsiung City           | 36,521            | 17,123     | 19,398       | 13,744      |
| 臺灣省 Taiwan Prov.             | 344,984           | 171,131    | 173,853      | 145,625     |
| 宜蘭縣 Yilan C.                 | 18,041            | 8,779      | 9,262        | 2,843       |
| 新竹縣 Hsinchu C.               | 22,196            | 10,929     | 11,267       | 3,157       |
| 苗栗縣 Miaoli C.                | 11,507            | 5,620      | 5,887        | 4,595       |
| 彰化縣 Changhua C.              | 6,250             | 2,730      | 3,520        | 3,081       |
| 南投縣 Nantou C.                | 29,438            | 14,729     | 14,709       | 1,795       |
| 雲林縣 Yunlin C.                | 2,755             | 1,110      | 1,645        | 1,399       |
| 嘉義縣 Chiayi C.                | 5,989             | 2,813      | 3,176        | 943         |
| 屏東縣 Pingtung C.              | 61,159            | 30,174     | 30,985       | 4,975       |
| 臺東縣 Taitung C.               | 78,406            | 39,967     | 38,439       | 55,406      |
| 花蓮縣 Hualien C.               | 93,433            | 46,986     | 46,447       | 56,512      |
| 澎湖縣 Penghu C.                | 676               | 324        | 352          | 340         |
| 基隆市 Keelung City             | 9,439             | 4,573      | 4,866        | 7,933       |
| 新竹市 Hsinchu City             | 4,482             | 1,893      | 2,589        | 2,250       |
| 嘉義市 Chiayi City              | 1,213             | 504        | 709          | 396         |
| 福建省 Fuchien Prov.            | 1,531             | 795        | 736          | 829         |
| 金門縣 Kinmen C.                | 1,226             | 617        | 609          | 679         |
| 連江縣 Lienchiang C.            | 305               | 178        | 127          | 150         |

資料來源：本部戶政司。

TABLE 13. INDIGENOUS PEOPLE - BY LOCALITY

Unit: Persons

| 原住民<br>Plain-land Indigenous People |              | 山地原住民<br>Mountain Indigenous People |            |              |
|-------------------------------------|--------------|-------------------------------------|------------|--------------|
| 男性<br>Male                          | 女性<br>Female | 合計<br>Total                         | 男性<br>Male | 女性<br>Female |
| 132,579                             | 139,907      | 310,813                             | 149,293    | 161,520      |
| 18,614                              | 20,745       | 18,378                              | 8,071      | 10,307       |
| 4,342                               | 5,562        | 7,067                               | 2,918      | 4,149        |
| 21,448                              | 22,570       | 35,896                              | 16,727     | 19,169       |
| 7,147                               | 7,847        | 21,841                              | 9,832      | 12,009       |
| 1,705                               | 2,308        | 4,793                               | 2,019      | 2,774        |
| 6,385                               | 7,359        | 22,777                              | 10,738     | 12,039       |
| 72,523                              | 73,102       | 199,359                             | 98,608     | 100,751      |
| 1,226                               | 1,617        | 15,198                              | 7,553      | 7,645        |
| 1,435                               | 1,722        | 19,039                              | 9,494      | 9,545        |
| 2,295                               | 2,300        | 6,912                               | 3,325      | 3,587        |
| 1,374                               | 1,707        | 3,169                               | 1,356      | 1,813        |
| 789                                 | 1,006        | 27,643                              | 13,940     | 13,703       |
| 558                                 | 841          | 1,356                               | 552        | 804          |
| 373                                 | 570          | 5,046                               | 2,440      | 2,606        |
| 2,316                               | 2,659        | 56,184                              | 27,858     | 28,326       |
| 28,390                              | 27,016       | 23,000                              | 11,577     | 11,423       |
| 28,501                              | 28,011       | 36,921                              | 18,485     | 18,436       |
| 161                                 | 179          | 336                                 | 163        | 173          |
| 3,923                               | 4,010        | 1,506                               | 650        | 856          |
| 1,027                               | 1,223        | 2,232                               | 866        | 1,366        |
| 155                                 | 241          | 817                                 | 349        | 468          |
| 415                                 | 414          | 702                                 | 380        | 322          |
| 330                                 | 349          | 547                                 | 287        | 260          |
| 85                                  | 65           | 155                                 | 93         | 62           |

Source: Dept. of Household Registration, MOI.

表14. 戶政管理及便民服務案件

TABLE 14. OFFENSE AND SERVICE CASES OF POPULATION ADMINISTRATION

單位：件；人

Unit : Cases;Persons

| 年(月)別<br>Year(Month)             | 戶政管理件數<br>Services Cases of Population Administration |  |                                 |                               |                                |   |   | 便民服務件數<br>Citizen Service Cases |  |  |                        |  |
|----------------------------------|---|--|---------------------------------|-------------------------------|--------------------------------|---|---|---------------------------------|--|--|------------------------|--|
|                                  | 合計<br>Total   | 虛報遷入(出)登記<br>False Register of Migration | 無籍人口<br>Register Not Registered | 重複戶籍<br>Register Reduplicated | 未接戶籍校正<br>Not Correct Register | 發現不得用造法、冒領、國民身分證<br>Illegally Obtained, Fake or Mutilation of Identity Card | 受理公文件數<br>The Amount of Handled Documents | 合計<br>Total                     | 電話、申籍、傳真、申籍資料<br>Applied by Telephone or Fax | 通網、申籍、申籍資料<br>Applied by Mail or Network | 派員到案服務<br>Home Service | 填發一次告知單(件)<br>Filled Once Notification (Cases) |
| 一〇二年 2013                        | 285   | 265                                      | —                               | 17                            | 3                              | —   | —   | 990,020                         | 15,498                                       | 39,165                                   | 12,624                 | 235,345  |
| 一〇三年 2014                        | 651   | 607                                      | 9                               | 30                            | 5                              | —   | —   | 2,517,324                       | 25,728                                       | 42,525                                   | 11,870                 | 188,328  |
| 一〇四年 2015                        | 1,348,564   | 582                                      | 5                               | 27                            | 8                              | 71  | 1,347,871                                 | 3,099,127                       | 51,241                                       | 38,189                                   | 14,083                 | 224,732  |
| 一〇五年 2016                        | 1,350,936   | 542                                      | 9                               | 27                            | 1                              | 94  | 1,350,263                                 | 3,716,391                       | 59,835                                       | 38,197                                   | 17,060                 | 247,571  |
| 一〇六年 2017                        | 1,265,472   | 165                                      | 6                               | 23                            | 1                              | 56  | 1,265,221                                 | 4,652,456                       | 67,709                                       | 36,652                                   | 17,387                 | 204,731  |
| 一〇七年 2018                        | 1,235,457   | 149                                      | 2                               | 30                            | 1                              | 124   | 1,235,151                                 | 5,398,970                       | 74,687                                       | 41,282                                   | 20,666                 | 184,039  |
| 一〇八年 2019                        | 1,191,937   | 144                                      | 11                              | 21                            | —                              | 60  | 1,191,701                                 | 5,732,889                       | 79,212                                       | 45,508                                   | 17,364                 | 175,162  |
| 一〇九年 2020                        | 1,158,912   | 163                                      | 5                               | 16                            | —                              | 75  | 1,158,653                                 | 5,498,872                       | 75,756                                       | 58,367                                   | 11,762                 | 172,164  |
| 一一〇年 2021                        | 1,169,382   | 199                                      | 8                               | 20                            | —                              | 137   | 1,169,018                                 | 5,361,592                       | 71,740                                       | 86,012                                   | 8,199                  | 176,392  |
| 十月 Oct.                          | 91,303  | 17                                       | —                               | 1                             | —                              | 4   | 91,281                                    | 394,788                         | 5,622  | 7,095                                    | 557                    | 15,694   |
| 十一月 Nov.                         | 101,953   | 54                                       | 2                               | —                             | —                              | 3   | 101,894                                   | 433,360                         | 5,827  | 9,190                                    | 648                    | 16,471   |
| 十二月 Dec.                         | 104,369   | 12                                       | 1                               | —                             | —                              | 4   | 104,352                                   | 453,977                         | 6,343  | 7,703                                    | 681                    | 16,617   |
| 一一一年 2022                        | 934,219   | 247                                      | 8                               | 24                            | 3                              | 75  | 933,862                                   | 4,659,227                       | 68,292                                       | 112,694                                  | 5,216                  | 160,365  |
| 一月 Jan.                          | 103,814   | 17                                       | —                               | 2                             | —                              | 8   | 103,787                                   | 455,881                         | 6,017  | 8,095                                    | 460                    | 15,572   |
| 二月 Feb.                          | 79,285  | 18                                       | —                               | 2                             | —                              | 4   | 79,261                                    | 364,372                         | 5,093  | 7,092                                    | 479                    | 13,200   |
| 三月 Mar.                          | 116,725   | 49                                       | 1                               | 3                             | 1                              | 12  | 116,659                                   | 595,921                         | 7,935  | 11,525                                   | 878                    | 19,251   |
| 四月 Apr.                          | 94,679  | 71                                       | 1                               | 2                             | —                              | 9   | 94,596                                    | 460,973                         | 6,605  | 11,819                                   | 447                    | 15,911   |
| 五月 May                           | 86,693  | 30                                       | —                               | 1                             | —                              | 3   | 86,659                                    | 485,418                         | 6,141  | 10,935                                   | 403                    | 14,895   |
| 六月 June                          | 84,049  | 14                                       | 1                               | 2                             | —                              | 6   | 84,026                                    | 467,693                         | 6,980  | 12,271                                   | 434                    | 15,707   |
| 七月 July                          | 89,536  | 15                                       | 4                               | 2                             | —                              | 9   | 89,506                                    | 478,592                         | 7,321  | 12,585                                   | 480                    | 16,634   |
| 八月 Aug.                          | 97,716  | 10                                       | —                               | 5                             | —                              | 9   | 97,692                                    | 486,317                         | 7,819  | 13,020                                   | 546                    | 17,963   |
| 九月 Sept.                         | 94,755  | 10                                       | —                               | 5                             | —                              | 12  | 94,728                                    | 488,628                         | 7,081  | 13,379                                   | 531                    | 16,104   |
| 十月 Oct.                          | 86,967  | 13                                       | 1                               | —                             | 2                              | 3   | 86,948                                    | 375,432                         | 7,300  | 11,973                                   | 558                    | 15,128   |
| 較上月增減(%)<br>VS. with Last Month  | -8.22   | 30.00                                    | --                              | -100.00                       | --                             | -75.00  | -8.21                                     | -23.17                          | 3.09   | -10.51                                   | 5.08                   | -6.06  |
| 較上年同月增減(%)<br>VS. with Last Year | -4.75   | -23.53                                   | --                              | -100.00                       | --                             | -25.00  | -4.75                                     | -4.90                           | 29.85  | 68.75                                    | 0.18                   | -3.61  |

資料來源：本報戶政司與直轄市及縣(市)政府。  
 說明：1. 102年12月因台北市「幸福加福袋送到家專案」，致「便民服務」之「其他」驟增。103年2月起將「便民服務」之「其他」詳列「辦理護照人別確認」、「辦理自然人憑證」、「網路預約辦理戶籍登記」、「國民身分證掛失(含撤銷)」、「派員查明居住事實服務」、「跨機關通報服務」、「到校受理初領國民身分證」等項目。  
 2. 未領(換)國民身分證(人)包括年滿14歲未申請初領及全面換證未換領者，103年2月起加強年滿14歲未申請初領者之統計。  
 3. 104年1月起將「戶政管理件數」新增「發現不法取得、冒用、變造國民身分證」、「受理公文件數」，刪除其他逾期登項。

| 便民服務件數<br>Citizen Service Cases |   |   |  |   |   |  |  |             |   |   | 月底未領(換)國民身分證<br>Not Having Identity Card (Persons) |   |   | 月底<br>櫃窗<br>服務<br>窗口數<br>(件)<br>Located<br>Service<br>Window<br>(Cases) |
|---------------------------------|---|---|--|---|---|--|--|-------------|---|---|--|---|---|---|
| 其他<br>Others                    |   |   |  |   |   |  |  |             |   |   | 合計<br>Total  | 初領<br>Initial<br>Issuance<br>of<br>Identity<br>Card | 全面<br>換證<br>Replacement<br>of<br>Identity<br>Card |   |
| 小計<br>Subtotal                  | 辦理護照人別確認<br>Identity Verification of Passport Application | 辦理自然人憑證<br>Application of Citizen Digital Certificate | 網路預約辦理戶籍登記<br>Online Reservation of Household Registration | 國民身分證掛失(含撤銷)<br>Loss Report of Identity Card (Including Revocation) | 派員查明居住事實服務<br>Reside Fact Inquiry Service | 跨機關通報服務<br>Cross-Agency Notification Service | 到校受理初領國民身分證<br>Apply for Initial Issuance of Identity Card at School | 合計<br>Total | 初領<br>Initial<br>Issuance<br>of<br>Identity<br>Card | 全面<br>換證<br>Replacement<br>of<br>Identity<br>Card |  |   |   |   |
| 687,388                         | —   | —   | —  | —   | —   | —  | —  | 24,220      | —   | —   | 3,260  |   |   |   |
| 2,248,873                       | —   | —   | —  | —   | —   | —  | —  | 145,267     | —   | —   | 3,280  |   |   |   |
| 2,770,882                       | 454,182   | 688,904   | 16,153   | 504,959   | 11,221                                    | 929,697                                      | 165,766  | 264,301     | 251,505   | 12,796  | 3,325  |   |   |   |
| 3,353,728                       | 457,200   | 471,790   | 15,112   | 534,471   | 11,425                                    | 1,693,672                                    | 170,058  | 274,526     | 258,813   | 15,713  | 3,232  |   |   |   |
| 4,325,977                       | 451,454   | 524,007   | 15,757   | 511,620   | 11,951                                    | 2,668,676                                    | 142,512  | 258,757     | 244,434   | 14,323  | 3,209  |   |   |   |
| 5,078,296                       | 425,962   | 564,269   | 16,534   | 492,685   | 12,442                                    | 3,426,204                                    | 140,200  | 252,248     | 239,119   | 13,129  | 3,151  |   |   |   |
| 5,415,643                       | 366,414   | 596,276   | 17,407   | 470,226   | 12,329                                    | 3,816,807                                    | 136,184  | 247,902     | 236,045   | 11,857  | 3,136  |   |   |   |
| 5,180,823                       | 44,227  | 666,325   | 19,331   | 446,103   | 12,177                                    | 3,884,027                                    | 108,633  | 273,474     | 262,590   | 10,884  | 3,096  |   |   |   |
| 5,019,249                       | 11,896  | 616,115   | 24,739   | 411,298   | 9,264                                     | 3,817,937                                    | 128,000  | 279,061     | 269,392   | 9,669   | 3,086  |   |   |   |
| 365,820                         | 1,048   | 37,153  | 2,709  | 33,783  | 754                                       | 288,315                                      | 2,058  | 265,467     | 255,656   | 9,811   | 3,077  |   |   |   |
| 401,224                         | 1,145   | 37,711  | 2,163  | 34,333  | 846                                       | 322,459                                      | 2,567  | 276,454     | 266,697   | 9,757   | 3,077  |   |   |   |
| 422,633                         | 1,081   | 36,799  | 2,794  | 37,704  | 862                                       | 333,263                                      | 10,130   | 279,061     | 269,392   | 9,669   | 3,086  |   |   |   |
| 4,312,660                       | 16,103  | 496,514   | 23,199   | 325,385   | 8,337                                     | 3,313,031                                    | 130,091  | 238,773     | 229,759   | 9,014   | 3,089  |   |   |   |
| 425,737                         | 1,104   | 36,148  | 2,077  | 34,751  | 824                                       | 330,608                                      | 20,225   | 268,253     | 258,640   | 9,613   | 3,070  |   |   |   |
| 338,508                         | 1,253   | 32,787  | 2,074  | 26,400  | 628                                       | 261,724                                      | 13,642   | 253,379     | 243,832   | 9,547   | 3,075  |   |   |   |
| 556,332                         | 2,341   | 52,431  | 2,418  | 35,334  | 975                                       | 389,942                                      | 72,891   | 207,269     | 197,742   | 9,527   | 3,056  |   |   |   |
| 426,191                         | 1,730   | 54,121  | 1,918  | 30,745  | 843                                       | 319,982                                      | 16,852   | 190,740     | 181,338   | 9,402   | 3,074  |   |   |   |
| 453,044                         | 1,988   | 85,152  | 3,403  | 31,706  | 768                                       | 327,860                                      | 2,167  | 197,400     | 188,065   | 9,335   | 3,072  |   |   |   |
| 432,301                         | 1,111   | 65,937  | 2,168  | 31,434  | 800                                       | 330,186                                      | 665  | 205,503     | 196,150   | 9,353   | 3,056  |   |   |   |
| 441,572                         | 1,131   | 44,405  | 2,361  | 32,417  | 842                                       | 360,412                                      | 4  | 209,889     | 200,706   | 9,183   | 3,063  |   |   |   |
| 446,969                         | 1,287   | 46,940  | 1,703  | 36,698  | 976                                       | 359,218                                      | 147  | 213,988     | 204,643   | 9,345   | 3,058  |   |   |   |
| 451,533                         | 1,360   | 39,907  | 2,676  | 32,933  | 888                                       | 373,031                                      | 738  | 226,864     | 217,850   | 9,014   | 3,088  |   |   |   |
| 340,473                         | 2,798   | 38,686  | 2,401  | 32,967  | 793                                       | 260,068                                      | 2,760  | 238,773     | 229,759   | 9,014   | 3,089  |   |   |   |
| -24.60                          | 105.74  | -3.06   | -10.28   | 0.10  | -10.70                                    | -30.28                                       | 273.98   | 5.25        | 5.47  | —   | 0.03   |   |   |   |
| -6.93                           | 166.98  | 4.13  | -11.37   | -2.42   | 5.17                                      | -9.80  | 34.11  | -10.06      | -10.13  | -8.12   | 0.39   |   |   |   |

Source : Dept. of Household Registration, MOI.  
 Note : 1. Due to "Happiness + Project of sending good-fortune bag to home" of Taipei City, there is a mass increase of the "Others" of "Citizen Service Cases" in Dec. 2013. Besides, the figures of "Others" are split into 7 new categories resulting in a mass increase since Feb. 2014.  
 2. The figures of "Not Having Identity Cards" include those citizens over 14 but not having applied for Identity Card and those not yet having applied for the next generation Identity Card. Because of checking thorough data, the figures of citizens over 14 not having applied for Identity Card are increased since Feb. 2014.  
 3. "Service Cases of Population Administration" added "Illegally Obtained, Fake or Mutilation of Identity Card" and "The Amount of Handled Documents" since Jan. 2015, and deleted all items without registration in designated time.

表15. 合作事業概況

| 年(半年)底別<br>End of Year(Half Year) | 社(場)<br>數<br>No. of<br>Cooperatives | 社(場)員數           |                |
|-----------------------------------|-------------------------------------|------------------|----------------|
|                                   |                                     | 個人社員(人)          |                |
|                                   |                                     | 計<br>Sub. T      | 男<br>Male      |
| 一〇二年 2013                         | 4,533                               | 2,496,537        | 1,314,607      |
| 一〇三年 2014                         | 4,460                               | 2,345,235        | 1,252,819      |
| 一〇四年 2015                         | 4,324                               | 2,211,438        | 1,195,587      |
| 一〇五年 2016                         | 4,260                               | 2,130,344        | 1,160,503      |
| 一〇六年 2017                         | 4,111                               | 2,081,936        | 1,135,370      |
| 一〇七年 2018                         | 4,004                               | 1,999,715        | 1,091,302      |
| 一〇八年 2019                         | 3,867                               | 1,970,339        | 1,091,788      |
| 一〇九年 2020                         | 3,937                               | 1,851,860        | 1,008,629      |
| 一一〇年 2021                         | 3,885                               | 1,870,374        | 1,041,573      |
| 六月 June                           | 3,918                               | 1,898,408        | 1,056,067      |
| 十二月 Dec.                          | 3,885                               | 1,870,374        | 1,041,573      |
| <b>一一一年 2022</b>                  | <b>3,853</b>                        | <b>1,768,856</b> | <b>968,643</b> |
| 六月 June                           | 3,853                               | 1,768,856        | 968,643        |
| 較上期增減(%)<br>VS. with Last Period  | -0.82                               | -5.43            | -7.00          |
| 較上年同期增減(%)<br>VS. with Last Year  | -1.66                               | -6.82            | -8.28          |

資料來源：本部合作及人民團體司籌備處、直轄市、縣(市)政府、中華民國儲蓄互助協會。  
說明：本表資料不含信用合作社。

Table 15. COOPERATIVE BUSINESS

| No. of Cooperative Members     |  | 股金<br>總額<br>(千元)<br>Capital<br>(NT\$1,000) | 平均每<br>社股金<br>(千元)<br>Capital<br>per Cooperative<br>(NT\$1,000) |
|--------------------------------|--|--|---|
| Individual Member<br>(Persons) | 法人社員<br>(個)<br>No. of Legal<br>Persons |  |   |
| 女<br>Female                    |  |  |   |
| 1,181,930                      | 5,635                                  | 25,856,297                                 | 5,704   |
| 1,092,416                      | 5,441                                  | 26,067,725                                 | 5,845   |
| 1,015,851                      | 5,346                                  | 26,760,597                                 | 6,189   |
| 969,841                        | 4,994                                  | 27,269,200                                 | 6,401   |
| 946,566                        | 4,976                                  | 27,624,850                                 | 6,720   |
| 908,413                        | 5,096                                  | 27,932,683                                 | 6,976   |
| 878,551                        | 4,746                                  | 28,176,132                                 | 7,286   |
| 843,231                        | 4,723                                  | 28,472,251                                 | 7,232   |
| 828,801                        | 4,729                                  | 28,745,995                                 | 7,399   |
| 842,341                        | 4,734                                  | 28,572,552                                 | 7,293   |
| 828,801                        | 4,729                                  | 28,745,995                                 | 7,399   |
| <b>800,213</b>                 | <b>4,617</b>                           | <b>28,762,199</b>                          | <b>7,465</b>  |
| 800,213                        | 4,617                                  | 28,762,199                                 | 7,465   |
| -3.45                          | -2.37                                  | 0.06                                       | 0.89  |
| -5.00                          | -2.47                                  | 0.66                                       | 2.36  |

Source : The Cooperative & Civil Association Preparatory office, MOI., County and City Government, Credit Union League of the Republic of China.

Note : The data of Credit Cooperatives are not included.

表16. 全國性人民團體

單位：團體數

| 年(季)底別<br>End of Year(Quarter)    | 政治團體 Political Associations |   | 職業團體 Occupational Associations |                                    |                                    |  |
|-----------------------------------|-----------------------------|---|--------------------------------|------------------------------------|------------------------------------|--|
|                                   | 政黨<br>Political Parties     | 全國性<br>政治團體<br>Nation-Wide<br>Political<br>Associations | 合計<br>Total                    | 工業團體<br>Industrial<br>Associations | 商業團體<br>Commercial<br>Associations | 自由職<br>業團體<br>Professional<br>Associations |
| 一〇二年 2013                         | 247                         | 44  | 325                            | 147                                | 127                                | 51   |
| 一〇三年 2014                         | 259                         | 46  | 332                            | 149                                | 131                                | 52   |
| 一〇四年 2015                         | 287                         | 47  | 340                            | 154                                | 134                                | 52   |
| 一〇五年 2016                         | 305                         | 48  | 350                            | 155                                | 144                                | 51   |
| 一〇六年 2017                         | 328                         | 50  | 354                            | 156                                | 147                                | 51   |
| 一〇七年 2018                         | 290                         | 49  | 359                            | 155                                | 150                                | 54   |
| 一〇八年 2019                         | 291                         | 45  | 366                            | 156                                | 153                                | 57   |
| 一〇九年 2020                         | 127                         | —   | 369                            | 157                                | 155                                | 57   |
| 一一〇年 2021                         | 112                         | —   | 371                            | 157                                | 157                                | 57   |
| 第三季 3rd Qua.                      | 127                         | —   |                                |                                    |                                    |  |
| 第四季 4th Qua.                      | 112                         | —   | 371                            | 157                                | 157                                | 57   |
| 一一一年 2022                         | 80                          | —   |                                |                                    |                                    |  |
| 第一季 1st Qua.                      | 81                          | —   |                                |                                    |                                    |  |
| 第二季 2nd Qua.                      | 80                          | —   | 375                            | 157                                | 161                                | 57   |
| 第三季 3rd Qua.                      | 80                          | —   |                                |                                    |                                    |  |
| 較上季增減(%)<br>VS. with Last Quarter | --                          | --  | 1.08                           | —                                  | 2.55                               | —  |
| 較上年同季增減(%)<br>VS. with Last Year  | -37.01                      | --  | 1.35                           | —                                  | 3.21                               | —  |

資料來源：本部民政司、合作及人民團體司籌備處。

說明：1. 因應政黨法公布施行，截至109年5月底，所有未依法另行成立政黨之政治團體均被廢止立案，已無全國性政治團體。

2. 111年9月新增中正黨。

TABLE 16. NATIONAL-WIDE CIVIC ASSOCIATIONS

Unit : Associations

| 合計<br>Total | 社會團體 Social Associations                         |                                   |  |                                     |   |   |   |                                     |
|-------------|--|-----------------------------------|--|-------------------------------------|---|---|---|-------------------------------------|
|             | 學術文化團體<br>Academic &<br>Cultural<br>Associations | 醫療衛生團體<br>Medical<br>Associations | 宗教團體<br>Religious<br>Associa-<br>tions | 體育團體<br>Sports<br>Associa-<br>tions | 社會服務及慈善團體<br>Social Services<br>& Charity<br>Associations | 國際團體<br>Internation-<br>al<br>Associa-<br>tions | 經濟業<br>務團體<br>Economic<br>Business<br>Associa-<br>tions | 環保、同鄉、同學<br>校友會<br>及其他<br>Others(1) |
| 11,750      | 2,534  | 1,015                             | 1,231                                  | 1,128                               | 2,511   | 148   | 2,217   | 966                                 |
| 12,363      | 2,639  | 1,061                             | 1,282                                  | 1,190                               | 2,643   | 151   | 2,373   | 1,024                               |
| 14,371      | 3,405  | 1,234                             | 1,317                                  | 1,229                               | 3,071   | 237   | 2,630   | 1,248                               |
| 15,539      | 3,719  | 1,320                             | 1,403                                  | 1,324                               | 3,324   | 219   | 2,883   | 1,347                               |
| 16,277      | 3,881  | 1,393                             | 1,465                                  | 1,382                               | 3,492   | 212   | 3,035   | 1,417                               |
| 17,892      | 4,295  | 1,521                             | 1,549                                  | 1,493                               | 3,887   | 246   | 3,379   | 1,522                               |
| 19,439      | 4,690  | 1,634                             | 1,644                                  | 1,639                               | 4,240   | 256   | 3,684   | 1,652                               |
| 20,836      | 5,040  | 1,715                             | 1,718                                  | 1,757                               | 4,669   | 263   | 3,894   | 1,780                               |
| 21,974      | 5,347  | 1,779                             | 1,788                                  | 1,848                               | 5,002   | 278   | 4,041   | 1,891                               |
| 21,974      | 5,347  | 1,779                             | 1,788                                  | 1,848                               | 5,002   | 278   | 4,041   | 1,891                               |
| 22,261      | 5,469  | 1,781                             | 1,810                                  | 1,867                               | 5,087   | 274   | 4,041   | 1,932                               |
| 1.31        | 2.28   | 0.11                              | 1.23                                   | 1.03                                | 1.70  | -1.44   | —   | 2.17                                |
| 3.90        | 5.40   | 1.37                              | 2.72                                   | 3.26                                | 5.69  | 0.74  | 1.51  | 4.83                                |

Source : Dept. of Civil Affairs, The Cooperative & Civil Association Preparatory office, MOI.

Note : In compliance with the Political Parties Act, by the end of May 2020, all the political associations failed to transition into political parties had been abolished and there are no nation-wide political associations.

表17. 辦理土地登記及標示變更登記－按月別分

| 年 (月) 別<br>Year (Month)          | 土地登記<br>Registration of Land |   | 土地標示變更登記<br>Registration of Change in Land Descriptions |   |
|----------------------------------|------------------------------|---|---|---|
|                                  | 總筆數<br>Total Plots           | 總面積<br>(平方公尺)<br>Total Area (m <sup>2</sup> ) | 合 計<br>Total  |   |
|                                  |                              |   | 筆 數<br>Plots  | 面 積<br>(平方公尺)<br>Area (m <sup>2</sup> ) |
| 一〇二年 2013                        | 3,683,210                    | 2,815,667,898                                 | 511,250   | 1,134,975,544                           |
| 一〇三年 2014                        | 3,563,292                    | 2,932,275,217                                 | 502,127   | 1,188,214,102                           |
| 一〇四年 2015                        | 3,417,353                    | 3,045,401,360                                 | 480,367   | 1,193,077,546                           |
| 一〇五年 2016                        | 3,020,071                    | 2,203,974,401                                 | 431,646   | 658,454,313                             |
| 一〇六年 2017                        | 3,126,809                    | 2,474,145,918                                 | 431,428   | 985,471,280                             |
| 一〇七年 2018                        | 3,280,146                    | 2,564,779,740                                 | 465,330   | 1,097,791,516                           |
| 一〇八年 2019                        | 3,288,348                    | 2,257,065,431                                 | 409,334   | 830,196,802                             |
| 一〇九年 2020                        | 3,807,945                    | 2,575,431,715                                 | 478,592   | 901,922,191                             |
| 一一〇年 2021                        | 3,682,778                    | 2,483,930,282                                 | 469,421   | 906,770,983                             |
| 十 月 Oct.                         | 283,046                      | 156,060,988                                   | 23,730  | 35,302,816                              |
| 十一月 Nov.                         | 332,735                      | 229,541,379                                   | 53,900  | 90,206,220                              |
| 十二月 Dec.                         | 435,819                      | 331,851,730                                   | 132,964   | 208,428,541                             |
| <b>一一一年 2022</b>                 | <b>2,878,229</b>             | <b>1,795,565,755</b>                          | <b>281,997</b>  | <b>564,978,352</b>                      |
| 一 月 Jan.                         | 320,033                      | 175,071,457                                   | 23,597  | 48,151,608                              |
| 二 月 Feb.                         | 194,401                      | 107,437,038                                   | 19,418  | 25,388,101                              |
| 三 月 Mar.                         | 327,165                      | 216,596,522                                   | 22,156  | 79,666,983                              |
| 四 月 Apr.                         | 286,155                      | 180,048,833                                   | 23,136  | 63,256,813                              |
| 五 月 May                          | 311,259                      | 201,984,985                                   | 24,517  | 58,602,843                              |
| 六 月 June                         | 290,584                      | 193,933,864                                   | 26,393  | 43,671,731                              |
| 七 月 July                         | 277,458                      | 141,224,279                                   | 24,721  | 31,852,551                              |
| 八 月 Aug.                         | 294,022                      | 176,378,443                                   | 26,604  | 49,934,585                              |
| 九 月 Sept.                        | 262,932                      | 157,832,165                                   | 17,385  | 32,970,080                              |
| 十 月 Oct.                         | 314,220                      | 245,058,170                                   | 74,070  | 131,483,057                             |
| 較上月增減(%)<br>VS. with Last Month  | 19.51                        | 55.27   | 326.06  | 298.80                                  |
| 較上年同月增減(%)<br>VS. with Last Year | 11.01                        | 57.03   | 212.14  | 272.44                                  |

資料來源：直轄市、縣(市)政府。

說明：1. 土地登記係指土地標示變更、所有權第一次、移轉及他項權利等各項登記之總計。  
2. 筆數：依各實際辦理之土地筆數計算，土地以地號為基本計算單位，即1地號為1筆。  
3. 自106年1月1日起正式廢除地目等則制度，並停止辦理地目變更登記。

TABLE 17. REGISTRATION OF LAND AND REGISTRATION OF CHANGE IN LAND DESCRIPTIONS - BY MONTH

| Registration of Change in Land Descriptions |   |               |   |               |
|---|---|---------------|---|---------------|
| 分 割<br>Subdivision                          | 合 併<br>Combination                      | 重測、重劃         |   |               |
| 筆 數<br>Plots                                | 面 積<br>(平方公尺)<br>Area (m <sup>2</sup> ) | 筆 數<br>Plots  | 面 積<br>(平方公尺)<br>Area (m <sup>2</sup> ) | 筆 數<br>Plots  |
| 201,271                                     | 267,769,706                             | 20,462        | 45,749,275                              | 192,869       |
| 187,041                                     | 249,551,200                             | 21,449        | 57,684,899                              | 199,755       |
| 173,987                                     | 290,967,812                             | 18,308        | 43,442,057                              | 185,562       |
| 159,076                                     | 260,126,250                             | 15,186        | 39,502,162                              | 187,661       |
| 163,545                                     | 270,230,057                             | 15,082        | 39,331,537                              | 191,717       |
| 163,253                                     | 287,813,888                             | 14,775        | 34,109,953                              | 183,756       |
| 159,629                                     | 283,693,277                             | 14,292        | 35,206,945                              | 165,266       |
| 165,053                                     | 350,172,256                             | 14,125        | 36,620,296                              | 176,088       |
| 160,335                                     | 324,172,511                             | 13,934        | 38,200,951                              | 168,663       |
| 13,425                                      | 20,785,028                              | 1,153         | 4,154,608                               | 1,472         |
| 14,622                                      | 24,819,788                              | 1,192         | 2,445,382                               | 30,956        |
| 14,365                                      | 26,233,707                              | 1,273         | 2,793,681                               | 110,251       |
| <b>134,031</b>                              | <b>266,684,250</b>                      | <b>11,155</b> | <b>26,225,255</b>                       | <b>85,908</b> |
| 15,031                                      | 23,732,418                              | 1,264         | 2,673,356                               | 1,268         |
| 10,418                                      | 16,030,942                              | 786           | 2,412,393                               | 860           |
| 15,431                                      | 26,358,783                              | 1,302         | 2,698,886                               | 148           |
| 12,750                                      | 33,083,003                              | 1,040         | 2,687,672                               | 4,499         |
| 16,156                                      | 40,181,238                              | 1,213         | 2,998,604                               | 723           |
| 13,489                                      | 30,219,320                              | 1,051         | 2,583,869                               | 7,776         |
| 13,682                                      | 22,668,288                              | 1,130         | 2,323,635                               | 5,779         |
| 13,097                                      | 23,786,492                              | 1,252         | 2,982,261                               | 6,542         |
| 12,306                                      | 21,432,248                              | 1,181         | 2,492,829                               | 255           |
| 11,671                                      | 29,191,519                              | 936           | 2,371,752                               | 58,058        |
| -5.16                                       | 36.20                                   | -20.75        | -4.86                                   | 22,667.84     |
| -13.07                                      | 40.44                                   | -18.82        | -42.91                                  | 3,844.16      |

Source : County and City Government.

Note : 1.Registration of Land contains Change in Land Descriptions, Initial Registration, Ownership Transfer, Other Rights.  
2.Plots refer to each land number as a unit.  
3.The item, "Changes in Land Category", has been officially abolished since January 1st, 2017 and the government has stopped handling it.



表17. 辦理土地登記及標示變更登記－按月別分(續)

| 年 (月) 別<br>Year (Month)          | 土地標示變更登記                               |                  |   |              |
|----------------------------------|--|------------------|---|--------------|
|                                  | Resurvey /Readjust                     | 減 失<br>Reduction | 地目變更 Change                             |              |
|                                  | 面積<br>(平方公尺)<br>Area (m <sup>2</sup> ) | 筆 數<br>Plots     | 面 積<br>(平方公尺)<br>Area (m <sup>2</sup> ) | 筆 數<br>Plots |
| 一〇二年 2013                        | 276,561,820                            | 10               | 46,707                                  | 17,919       |
| 一〇三年 2014                        | 261,793,987                            | 49               | 29,189                                  | 16,822       |
| 一〇四年 2015                        | 247,531,003                            | 40               | 19,320                                  | 18,377       |
| 一〇五年 2016                        | 247,704,811                            | 14               | 9,136                                   | 11,609       |
| 一〇六年 2017                        | 263,594,809                            | 3                | 1,000                                   | 191          |
| 一〇七年 2018                        | 245,817,677                            | —                | —                                       | —            |
| 一〇八年 2019                        | 218,071,046                            | —                | —                                       | —            |
| 一〇九年 2020                        | 229,574,958                            | 2                | 28,706                                  | —            |
| 一一〇年 2021                        | 228,754,932                            | 2                | 494                                     | —            |
| 十 月 Oct.                         | 611,499                                | —                | —                                       | —            |
| 十一月 Nov.                         | 35,796,596                             | —                | —                                       | —            |
| 十二月 Dec.                         | 169,006,559                            | —                | —                                       | —            |
| <b>一一一年 2022</b>                 | <b>119,986,190</b>                     | <b>—</b>         | <b>—</b>                                | <b>—</b>     |
| 一 月 Jan.                         | 1,529,529                              | —                | —                                       | —            |
| 二 月 Feb.                         | 1,710,865                              | —                | —                                       | —            |
| 三 月 Mar.                         | 243,194                                | —                | —                                       | —            |
| 四 月 Apr.                         | 6,708,367                              | —                | —                                       | —            |
| 五 月 May                          | 647,098                                | —                | —                                       | —            |
| 六 月 June                         | 4,666,187                              | —                | —                                       | —            |
| 七 月 July                         | 1,335,982                              | —                | —                                       | —            |
| 八 月 Aug.                         | 8,082,031                              | —                | —                                       | —            |
| 九 月 Sept.                        | 502,419                                | —                | —                                       | —            |
| 十 月 Oct.                         | 94,560,519                             | —                | —                                       | —            |
| 較上月增減(%)<br>VS. with Last Month  | 18,721.03                              | --               | --                                      | --           |
| 較上年同月增減(%)<br>VS. with Last Year | 15,363.73                              | --               | --                                      | --           |

TABLE 17. REGISTRATION OF LAND AND REGISTRATION OF CHANGE IN LAND DESCRIPTIONS - BY MONTH (CONT.)

| Registration of Change in Land Descriptions |                     |   |               |   |
|---|---------------------|---|---------------|---|
| in Land Category                            | 使用編定<br>Designation | 其 他<br>Others                           |               |   |
| 面 積<br>(平方公尺)<br>Area (m <sup>2</sup> )     | 筆 數<br>Plots        | 面 積<br>(平方公尺)<br>Area (m <sup>2</sup> ) | 筆 數<br>Plots  | 面 積<br>(平方公尺)<br>Area (m <sup>2</sup> ) |
| 6,945,882                                   | 47,482              | 502,575,273                             | 31,237        | 35,326,879                              |
| 6,839,785                                   | 50,911              | 575,776,357                             | 26,100        | 36,538,684                              |
| 17,405,426                                  | 55,105              | 563,110,333                             | 28,988        | 30,601,594                              |
| 5,904,234                                   | 37,536              | 83,547,941                              | 20,564        | 21,659,780                              |
| 88,573                                      | 42,626              | 392,618,585                             | 18,264        | 19,606,718                              |
| —   | 42,945              | 277,437,318                             | 60,601        | 252,612,680                             |
| —   | 52,841              | 272,400,188                             | 17,306        | 20,825,345                              |
| —   | 91,308              | 210,317,703                             | 32,016        | 75,208,273                              |
| —   | 105,139             | 290,246,316                             | 21,348        | 25,395,778                              |
| —   | 6,943               | 8,099,168                               | 737           | 1,652,513                               |
| —   | 4,530               | 22,675,625                              | 2,600         | 4,468,828                               |
| —   | 3,542               | 8,298,876                               | 3,533         | 2,095,718                               |
| <b>—</b>                                    | <b>32,132</b>       | <b>132,811,311</b>                      | <b>18,771</b> | <b>19,271,346</b>                       |
| —   | 2,882               | 17,407,482                              | 3,152         | 2,808,823                               |
| —   | 5,227               | 3,927,782                               | 2,127         | 1,306,119                               |
| —   | 3,283               | 47,677,844                              | 1,992         | 2,688,277                               |
| —   | 3,855               | 19,323,004                              | 992           | 1,454,767                               |
| —   | 4,648               | 11,217,736                              | 1,777         | 3,558,167                               |
| —   | 2,627               | 5,153,512                               | 1,450         | 1,048,843                               |
| —   | 2,264               | 3,957,505                               | 1,866         | 1,567,141                               |
| —   | 3,025               | 13,300,049                              | 2,688         | 1,783,753                               |
| —   | 2,422               | 7,146,935                               | 1,221         | 1,395,649                               |
| —   | 1,899               | 3,699,461                               | 1,506         | 1,659,807                               |
| --  | -21.59              | -48.24                                  | 23.34         | 18.93                                   |
| --  | -72.65              | -54.32                                  | 104.34        | 0.44                                    |

表18. 辦理土地登記及標示變更登記－按區域別分

| 區 域 別<br>Locality         | 土地登記<br>Registration of Land |  | 土地標示變更登記     |   |
|---------------------------|------------------------------|--|--------------|---|
|                           | 總筆數<br>Total<br>Plots        | 總面積<br>(平方公尺)<br>Total<br>Area (m <sup>2</sup> ) | 合 計          | Total                                   |
|                           |                              |  | 筆 數<br>Plots | 面 積<br>(平方公尺)<br>Area (m <sup>2</sup> ) |
| 一 一 一 年 十 月<br>Oct., 2022 | 314,220                      | 245,058,170                                      | 74,070       | 131,483,057                             |
| 新 北 市 New Taipei City     | 37,171                       | 13,571,292                                       | 1,263        | 2,122,577                               |
| 臺 北 市 Taipei City         | 17,940                       | 1,936,275  | 164          | 83,736                                  |
| 桃 園 市 Taoyuan City        | 41,929                       | 42,542,047                                       | 15,417       | 32,702,107                              |
| 臺 中 市 Taichung City       | 31,416                       | 8,399,495  | 1,705        | 1,507,471                               |
| 臺 南 市 Tainan City         | 45,612                       | 25,141,678                                       | 22,357       | 15,722,531                              |
| 高 雄 市 Kaohsiung City      | 30,059                       | 32,363,755                                       | 7,554        | 22,602,494                              |
| 臺 灣 省 Taiwan Prov.        | 108,624                      | 118,920,614                                      | 25,523       | 56,659,428                              |
| 宜蘭縣 Yilan C.              | 6,596                        | 5,357,125  | 827          | 2,191,114                               |
| 新竹縣 Hsinchu C.            | 15,516                       | 14,731,789                                       | 5,203        | 8,764,705                               |
| 苗栗縣 Miaoli C.             | 12,906                       | 21,742,044                                       | 5,754        | 11,385,561                              |
| 彰化縣 Changhua C.           | 21,235                       | 21,489,131                                       | 8,171        | 14,475,568                              |
| 南投縣 Nantou C.             | 6,444                        | 13,977,117                                       | 793          | 6,267,054                               |
| 雲林縣 Yunlin C.             | 9,054                        | 7,426,056  | 1,066        | 925,381                                 |
| 嘉義縣 Chiayi C.             | 6,613                        | 6,886,476  | 588          | 1,717,600                               |
| 屏東縣 Pingtung C.           | 8,963                        | 8,719,001  | 1,088        | 1,889,494                               |
| 臺東縣 Taitung C.            | 2,677                        | 5,226,163  | 393          | 1,483,383                               |
| 花蓮縣 Hualien C.            | 4,161                        | 10,991,677                                       | 1,199        | 7,235,214                               |
| 澎湖縣 Penghu C.             | 1,583                        | 590,877  | 117          | 110,997                                 |
| 基隆市 Keelung City          | 4,792                        | 649,577  | 57           | 43,345                                  |
| 新竹市 Hsinchu City          | 5,773                        | 755,621  | 198          | 147,635                                 |
| 嘉義市 Chiayi City           | 2,311                        | 377,958  | 69           | 22,377                                  |
| 福 建 省 Fuchien Prov.       | 1,469                        | 2,183,016  | 87           | 82,713                                  |
| 金門縣 Kinmen C.             | 997                          | 1,967,716  | 57           | 49,100                                  |
| 連江縣 Lienchiang C.         | 472                          | 215,300  | 30           | 33,613                                  |

資料來源：直轄市、縣(市)政府。

- 說明：1. 土地登記係指土地標示變更、所有權第一次、移轉及他項權利之總計。  
 2. 筆數：依各實際辦理之土地筆數計算，土地以地號為基本計算單位，即1地號為1筆。  
 3. 自106年1月1日起正式廢除地目等則制度，並停止辦理地目變更登記。

TABLE 18. REGISTRATION OF LAND AND REGISTRATION OF CHANGE IN LAND DESCRIPTIONS - BY LOCALITY

| Registration of Change in Land Descriptions |                        |       |                        |        |
|---|------------------------|-------|------------------------|--------|
| 分 割   | Subdivision            | 合 併   | Combination            | 重測、重劃  |
| 筆 數   | 面 積<br>(平方公尺)          | 筆 數   | 面 積<br>(平方公尺)          | 筆 數    |
| Plots                                       | Area (m <sup>2</sup> ) | Plots | Area (m <sup>2</sup> ) | Plots  |
| 11,671                                      | 29,191,519             | 936   | 2,371,752              | 58,058 |
| 1,124                                       | 1,937,703              | 55    | 151,394                | —      |
| 148   | 67,875                 | 9     | 9,055                  | —      |
| 1,107                                       | 2,809,778              | 52    | 93,717                 | 13,849 |
| 1,164                                       | 1,125,238              | 107   | 174,980                | 85     |
| 1,247                                       | 1,162,025              | 90    | 109,145                | 20,598 |
| 1,033                                       | 1,730,014              | 73    | 717,996                | 5,790  |
| 5,763                                       | 20,276,991             | 548   | 1,114,647              | 17,736 |
| 339   | 1,915,711              | 33    | 76,655                 | 245    |
| 408   | 398,407                | 49    | 90,592                 | 4,662  |
| 671   | 1,152,052              | 66    | 194,549                | 4,939  |
| 782   | 588,344                | 69    | 106,451                | 7,116  |
| 640   | 6,087,771              | 46    | 80,426                 | 42     |
| 781   | 616,999                | 72    | 122,792                | 17     |
| 363   | 1,340,736              | 59    | 155,572                | —      |
| 716   | 1,236,573              | 75    | 143,640                | 52     |
| 344   | 1,434,460              | 22    | 36,827                 | 1      |
| 462   | 5,347,432              | 19    | 57,547                 | 639    |
| 69  | 63,085                 | 11    | 11,504                 | —      |
| 21  | 5,600                  | 11    | 30,041                 | —      |
| 132   | 71,051                 | 9     | 6,182                  | —      |
| 35  | 18,771                 | 7     | 1,869                  | 23     |
| 85  | 81,894                 | 2     | 818                    | —      |
| 56  | 48,290                 | 1     | 810                    | —      |
| 29  | 33,604                 | 1     | 8                      | —      |

Source : County and City Government.

- Note : 1.Registration of Land contains Change in Descriptions, Initial Registration, Ownership Transfer, Other Rights.  
 2.Plots refer to each land number as a unit.  
 3.The item, "Changes in Land Category", has been officially abolished since January 1st, 2017 and the government has stopped handling it.

表18. 辦理土地登記及標示變更登記－按區域別分(續)

TABLE 18. REGISTRATION OF LAND AND REGISTRATION OF CHANGE IN LAND DESCRIPTIONS - BY LOCALITY (CONT.)

| 區域別<br>Locality      | 土地標示變更登記                               |              |  |             |
|----------------------|--|--------------|--|-------------|
|                      | Resurvey /Readjust                     | 減失 Reduction | 地目變更 Change                            |             |
|                      | 面積<br>(平方公尺)<br>Area (m <sup>2</sup> ) | 筆數<br>Plots  | 面積<br>(平方公尺)<br>Area (m <sup>2</sup> ) | 筆數<br>Plots |
| 一一一年十月<br>Oct., 2022 | 94,560,519                             | —            | —                                      | —           |
| 新北市 New Taipei City  | —                                      | —            | —                                      | —           |
| 臺北市 Taipei City      | —                                      | —            | —                                      | —           |
| 桃園市 Taoyuan City     | 29,380,586                             | —            | —                                      | —           |
| 臺中市 Taichung City    | 59,338                                 | —            | —                                      | —           |
| 臺南市 Tainan City      | 14,256,584                             | —            | —                                      | —           |
| 高雄市 Kaohsiung City   | 17,142,348                             | —            | —                                      | —           |
| 臺灣省 Taiwan Prov.     | 33,721,664                             | —            | —                                      | —           |
| 宜蘭縣 Yilan C.         | 92,158                                 | —            | —                                      | —           |
| 新竹縣 Hsinchu C.       | 8,216,518                              | —            | —                                      | —           |
| 苗栗縣 Miaoli C.        | 9,961,017                              | —            | —                                      | —           |
| 彰化縣 Changhua C.      | 13,625,216                             | —            | —                                      | —           |
| 南投縣 Nantou C.        | 3,104                                  | —            | —                                      | —           |
| 雲林縣 Yunlin C.        | 22,544                                 | —            | —                                      | —           |
| 嘉義縣 Chiayi C.        | —                                      | —            | —                                      | —           |
| 屏東縣 Pingtung C.      | 19,166                                 | —            | —                                      | —           |
| 臺東縣 Taitung C.       | 5                                      | —            | —                                      | —           |
| 花蓮縣 Hualien C.       | 1,780,787                              | —            | —                                      | —           |
| 澎湖縣 Penghu C.        | —                                      | —            | —                                      | —           |
| 基隆市 Keelung City     | —                                      | —            | —                                      | —           |
| 新竹市 Hsinchu City     | —                                      | —            | —                                      | —           |
| 嘉義市 Chiayi City      | 1,148                                  | —            | —                                      | —           |
| 福建省 Fuchien Prov.    | —                                      | —            | —                                      | —           |
| 金門縣 Kinmen C.        | —                                      | —            | —                                      | —           |
| 連江縣 Lienchiang C.    | —                                      | —            | —                                      | —           |

| Registration of Change in Land Descriptions |                  |  |             |  |
|---|------------------|--|-------------|--|
| in Land Category                            | 使用編定 Designation | 其他 Others                              |             |  |
| 面積<br>(平方公尺)<br>Area (m <sup>2</sup> )      | 筆數<br>Plots      | 面積<br>(平方公尺)<br>Area (m <sup>2</sup> ) | 筆數<br>Plots | 面積<br>(平方公尺)<br>Area (m <sup>2</sup> ) |
| —   | 1,899            | 3,699,461                              | 1,506       | 1,659,807                              |
| —   | 66               | 10,216                                 | 18          | 23,264                                 |
| —   | —                | —                                      | 7           | 6,807                                  |
| —   | 357              | 336,655                                | 52          | 81,370                                 |
| —   | 39               | 61,718                                 | 310         | 86,197                                 |
| —   | 242              | 106,767                                | 180         | 88,010                                 |
| —   | 486              | 2,289,146                              | 172         | 722,991                                |
| —   | 709              | 894,958                                | 767         | 651,168                                |
| —   | 9                | 9,183                                  | 201         | 97,407                                 |
| —   | 51               | 55,471                                 | 33          | 3,717                                  |
| —   | 37               | 36,443                                 | 41          | 41,500                                 |
| —   | 96               | 29,385                                 | 108         | 126,172                                |
| —   | 37               | 24,309                                 | 28          | 71,445                                 |
| —   | 148              | 132,297                                | 48          | 30,748                                 |
| —   | 33               | 53,240                                 | 133         | 168,051                                |
| —   | 88               | 423,710                                | 157         | 66,405                                 |
| —   | 22               | 11,654                                 | 4           | 438                                    |
| —   | 75               | 48,878                                 | 4           | 571                                    |
| —   | 37               | 36,408                                 | —           | —                                      |
| —   | 25               | 7,704                                  | —           | —                                      |
| —   | 51               | 26,276                                 | 6           | 44,126                                 |
| —   | —                | —                                      | 4           | 589                                    |
| —   | —                | —                                      | —           | —                                      |
| —   | —                | —                                      | —           | —                                      |

表19. 辦理土地所有權登記－按月別分

| 年 (月) 別<br>Year (Month)          | 所有權第一次登記<br>Initial Registration |  | 移 轉<br>Total     |  |
|----------------------------------|----------------------------------|--|------------------|--|
|                                  | 筆數<br>Plots                      | 面積<br>(平方公尺)<br>Area (m <sup>2</sup> ) | 筆數<br>Plots      | 面積<br>(平方公尺)<br>Area (m <sup>2</sup> ) |
|                                  |                                  |  |                  |  |
| 一〇二年 2013                        | 9,687                            | 19,531,456                             | 1,434,988        | 898,610,887                            |
| 一〇三年 2014                        | 11,872                           | 15,895,477                             | 1,364,589        | 914,237,552                            |
| 一〇四年 2015                        | 13,413                           | 26,355,352                             | 1,392,421        | 927,235,270                            |
| 一〇五年 2016                        | 13,131                           | 83,926,993                             | 1,129,131        | 776,714,130                            |
| 一〇六年 2017                        | 10,913                           | 26,531,095                             | 1,180,807        | 810,160,573                            |
| 一〇七年 2018                        | 10,863                           | 17,794,356                             | 1,208,337        | 800,917,886                            |
| 一〇八年 2019                        | 10,267                           | 16,902,919                             | 1,258,113        | 757,769,997                            |
| 一〇九年 2020                        | 8,796                            | 12,111,365                             | 1,594,812        | 1,021,117,643                          |
| 一一〇年 2021                        | 6,882                            | 8,477,673                              | 1,498,393        | 947,889,135                            |
| 十月 Oct.                          | 559                              | 665,445                                | 113,907          | 70,204,225                             |
| 十一月 Nov.                         | 636                              | 656,425                                | 120,868          | 73,497,545                             |
| 十二月 Dec.                         | 4,031                            | 3,026,619                              | 135,262          | 66,310,199                             |
| <b>一一一年 2022</b>                 | <b>4,660</b>                     | <b>8,238,553</b>                       | <b>1,160,541</b> | <b>691,267,295</b>                     |
| 一月 Jan.                          | 1,473                            | 4,150,453                              | 134,675          | 71,972,552                             |
| 二月 Feb.                          | 302                              | 824,147                                | 78,745           | 45,362,535                             |
| 三月 Mar.                          | 127                              | 262,963                                | 134,669          | 80,267,152                             |
| 四月 Apr.                          | 133                              | 221,143                                | 115,118          | 66,635,499                             |
| 五月 May                           | 144                              | 192,263                                | 129,554          | 83,227,390                             |
| 六月 June                          | 117                              | 150,283                                | 117,096          | 66,657,497                             |
| 七月 July                          | 119                              | 234,514                                | 111,524          | 65,462,470                             |
| 八月 Aug.                          | 119                              | 279,026                                | 120,210          | 70,151,294                             |
| 九月 Sept.                         | 441                              | 461,156                                | 110,486          | 74,587,932                             |
| 十月 Oct.                          | 1,685                            | 1,462,606                              | 108,464          | 66,942,974                             |
| 較上月增減(%)<br>VS. with Last Month  | 282.09                           | 217.16                                 | -1.83            | -10.25                                 |
| 較上年同月增減(%)<br>VS. with Last Year | 201.43                           | 119.79                                 | -4.78            | -4.65                                  |

資料來源：直轄市、縣(市)政府。  
說 明：贈與含夫妻贈與。

TABLE 19. REGISTRATION OF LAND OWNERSHIP - BY MONTH

| 登 記<br>Registration of Ownership Transfer |  |  |                |  |  |
|---|--|--|----------------|--|--|
| 買 賣<br>Transaction                        |  |  | 拍 賣<br>Auction |  |  |
| 筆數<br>Plots                               | 面積<br>(平方公尺)<br>Area (m <sup>2</sup> ) | 總價額(按公<br>告現值計)(元)<br>Amount(Announced<br>Current Values)(NT.\$) | 筆數<br>Plots    | 面積<br>(平方公尺)<br>Area (m <sup>2</sup> ) | 總價額(按公<br>告現值計)(元)<br>Amount(Announced<br>Current Values)(NT.\$) |
| 738,870                                   | 394,923,795                            | 1,659,753,165,983  | 30,985         | 22,334,432                             | 57,824,972,244   |
| 648,977                                   | 391,303,421                            | 1,536,779,828,638  | 29,498         | 23,933,487                             | 51,970,260,818   |
| 568,109                                   | 314,321,677                            | 1,494,582,938,879  | 36,645         | 15,646,772                             | 47,053,762,723   |
| 445,568                                   | 254,593,520                            | 1,080,318,310,237  | 20,322         | 20,403,797                             | 44,773,124,107   |
| 495,557                                   | 270,240,225                            | 1,260,797,491,683  | 19,092         | 11,913,899                             | 43,530,811,803   |
| 512,847                                   | 271,757,071                            | 1,378,804,064,228  | 18,370         | 10,985,988                             | 43,263,378,942   |
| 552,638                                   | 255,047,779                            | 1,518,030,861,052  | 17,422         | 8,362,830                              | 43,441,884,347   |
| 616,857                                   | 264,640,383                            | 1,752,736,687,903  | 17,854         | 11,498,810                             | 44,062,170,902   |
| 656,951                                   | 281,072,470                            | 1,802,481,334,038  | 16,263         | 8,516,823                              | 35,889,009,264   |
| 55,986                                    | 21,638,994                             | 142,748,015,776  | 1,384          | 728,110                                | 3,089,015,233  |
| 60,056                                    | 24,134,644                             | 158,368,092,307  | 1,536          | 690,686                                | 3,107,334,708  |
| 64,862                                    | 23,982,976                             | 189,164,113,596  | 1,606          | 838,757                                | 4,106,792,257  |
| <b>508,347</b>                            | <b>204,152,452</b>                     | <b>1,375,659,609,069</b>   | <b>16,278</b>  | <b>9,807,638</b>                       | <b>32,807,558,192</b>  |
| 60,726                                    | 23,159,831                             | 173,830,851,428  | 1,686          | 785,733                                | 3,214,934,914  |
| 36,532                                    | 13,501,991                             | 103,278,868,251  | 1,199          | 848,431                                | 2,273,854,236  |
| 60,941                                    | 24,325,307                             | 180,020,995,002  | 2,046          | 1,623,877                              | 4,538,123,052  |
| 53,267                                    | 19,840,613                             | 137,272,913,759  | 1,621          | 1,462,968                              | 3,601,351,692  |
| 58,144                                    | 24,037,200                             | 146,353,400,414  | 1,982          | 1,263,998                              | 3,175,212,879  |
| 54,687                                    | 22,278,358                             | 136,251,841,974  | 1,672          | 643,414                                | 3,395,793,328  |
| 47,456                                    | 18,612,371                             | 122,551,797,170  | 1,453          | 715,045                                | 2,845,185,508  |
| 48,716                                    | 21,009,182                             | 114,844,720,677  | 1,698          | 722,681                                | 2,879,057,642  |
| 46,077                                    | 20,786,070                             | 111,946,142,664  | 1,436          | 887,811                                | 3,346,252,804  |
| 41,801                                    | 16,601,530                             | 149,308,077,730  | 1,485          | 853,678                                | 3,537,792,137  |
| -9.28                                     | -20.13                                 | 33.37  | 3.41           | -3.84                                  | 5.72   |
| -25.34                                    | -23.28                                 | 4.60   | 7.30           | 17.25                                  | 14.53  |

Source : County and City Government.  
Note : Gift include Gift from Spouse.

表19. 辦理土地所有權登記—按月別分(續)

| 年 (月) 別<br>Year (Month)          | 移 轉 登 記            |   |                |   |
|----------------------------------|--------------------|---|----------------|---|
|                                  | 繼 承<br>Inheritance |   | 贈 與<br>Gift    |   |
|                                  | 筆 數<br>Plots       | 面 積<br>(平方公尺)<br>Area (m <sup>2</sup> ) | 筆 數<br>Plots   | 面 積<br>(平方公尺)<br>Area (m <sup>2</sup> ) |
| 一〇二年 2013                        | 338,843            | 220,956,659                             | 207,469        | 140,543,126                             |
| 一〇三年 2014                        | 347,502            | 235,410,481                             | 209,551        | 141,901,482                             |
| 一〇四年 2015                        | 357,332            | 259,174,581                             | 210,066        | 136,958,203                             |
| 一〇五年 2016                        | 371,150            | 258,889,697                             | 174,326        | 128,411,035                             |
| 一〇六年 2017                        | 372,354            | 286,571,207                             | 175,914        | 126,424,941                             |
| 一〇七年 2018                        | 391,311            | 294,922,743                             | 171,537        | 119,821,318                             |
| 一〇八年 2019                        | 390,894            | 265,915,237                             | 178,094        | 120,273,728                             |
| 一〇九年 2020                        | 398,988            | 287,599,727                             | 183,124        | 127,156,759                             |
| 一一〇年 2021                        | 409,897            | 298,115,405                             | 184,111        | 125,551,300                             |
| 十 月 Oct.                         | 33,358             | 25,700,846                              | 13,560         | 10,932,008                              |
| 十一月 Nov.                         | 33,821             | 28,392,505                              | 15,496         | 10,013,882                              |
| 十二月 Dec.                         | 39,044             | 21,668,859                              | 18,186         | 11,074,431                              |
| <b>一一一年 2022</b>                 | <b>367,370</b>     | <b>279,573,987</b>                      | <b>161,075</b> | <b>102,513,132</b>                      |
| 一 月 Jan.                         | 35,577             | 24,026,807                              | 24,679         | 14,118,798                              |
| 二 月 Feb.                         | 21,567             | 16,560,122                              | 12,504         | 8,419,909                               |
| 三 月 Mar.                         | 40,258             | 32,878,597                              | 20,041         | 12,129,571                              |
| 四 月 Apr.                         | 34,684             | 25,291,450                              | 15,975         | 11,146,902                              |
| 五 月 May                          | 40,034             | 34,568,435                              | 16,848         | 11,561,404                              |
| 六 月 June                         | 36,122             | 24,666,252                              | 13,908         | 8,910,280                               |
| 七 月 July                         | 37,858             | 27,834,433                              | 14,274         | 8,861,482                               |
| 八 月 Aug.                         | 43,427             | 28,114,144                              | 15,326         | 10,626,894                              |
| 九 月 Sept.                        | 38,362             | 34,736,416                              | 13,418         | 8,382,903                               |
| 十 月 Oct.                         | 39,481             | 30,897,332                              | 14,102         | 8,354,989                               |
| 較上月增減(%)<br>VS. with Last Month  | 2.92               | -11.05                                  | 5.10           | -0.33                                   |
| 較上年同月增減(%)<br>VS. with Last Year | 18.36              | 20.22                                   | 4.00           | -23.57                                  |

TABLE 19. REGISTRATION OF LAND OWNERSHIP - BY MONTH (CONT.)

| Registration of Ownership Transfer |   |                |   |
|------------------------------------|---|----------------|---|
| 徵 收<br>Expropriation               |   | 其 他<br>Others  |   |
| 筆 數<br>Plots                       | 面 積<br>(平方公尺)<br>Area (m <sup>2</sup> ) | 筆 數<br>Plots   | 面 積<br>(平方公尺)<br>Area (m <sup>2</sup> ) |
| 8,821                              | 5,482,117                               | 110,000        | 114,370,759                             |
| 8,287                              | 3,498,866                               | 120,774        | 118,189,815                             |
| 4,844                              | 5,861,261                               | 215,425        | 195,272,776                             |
| 5,574                              | 2,170,345                               | 112,191        | 112,245,736                             |
| 4,760                              | 2,500,877                               | 113,130        | 112,509,424                             |
| 3,261                              | 1,394,320                               | 111,011        | 102,036,446                             |
| 2,410                              | 836,759                                 | 116,655        | 107,333,665                             |
| 1,936                              | 626,534                                 | 376,053        | 329,595,430                             |
| 2,283                              | 751,677                                 | 228,888        | 233,881,460                             |
| 95                                 | 18,965                                  | 9,524          | 11,185,302                              |
| 84                                 | 53,406                                  | 9,875          | 10,212,421                              |
| 283                                | 123,777                                 | 11,281         | 8,621,400                               |
| <b>2,071</b>                       | <b>654,162</b>                          | <b>105,400</b> | <b>94,565,924</b>                       |
| 703                                | 226,894                                 | 11,304         | 9,654,489                               |
| 100                                | 34,514                                  | 6,843          | 5,997,568                               |
| 264                                | 83,136                                  | 11,119         | 9,226,663                               |
| 63                                 | 13,791                                  | 9,508          | 8,879,775                               |
| 46                                 | 5,993                                   | 12,500         | 11,790,359                              |
| 275                                | 177,279                                 | 10,432         | 9,981,915                               |
| 112                                | 29,402                                  | 10,371         | 9,409,737                               |
| 92                                 | 23,757                                  | 10,951         | 9,654,635                               |
| 227                                | 28,845                                  | 10,966         | 9,765,886                               |
| 189                                | 30,550                                  | 11,406         | 10,204,895                              |
| -16.74                             | 5.91                                    | 4.01           | 4.50                                    |
| 98.95                              | 61.09                                   | 19.76          | -8.77                                   |

表20. 辦理土地所有權登記－按區域別分

| 區 域 別<br>Locality     | 所有權第一次登記<br>Initial Registration |   | 移 轉<br>Total |   |
|-----------------------|----------------------------------|---|--------------|---|
|                       | 筆 數<br>Plots                     | 面 積<br>(平方公尺)<br>Area (m <sup>2</sup> ) | 筆 數<br>Plots | 面 積<br>(平方公尺)<br>Area (m <sup>2</sup> ) |
|                       |                                  |   |              |   |
| 一一年十月<br>Oct., 2022   | 1,685                            | 1,462,606                               | 108,464      | 66,942,974                              |
| 新 北 市 New Taipei City | 13                               | 9,874                                   | 15,381       | 9,275,949                               |
| 臺 北 市 Taipei City     | —                                | —                                       | 7,251        | 1,314,315                               |
| 桃 園 市 Taoyuan City    | 923                              | 677,799                                 | 11,566       | 4,910,631                               |
| 臺 中 市 Taichung City   | 26                               | 23,225                                  | 9,964        | 3,560,300                               |
| 臺 南 市 Tainan City     | 146                              | 88,821                                  | 11,304       | 5,467,871                               |
| 高 雄 市 Kaohsiung City  | 169                              | 77,371                                  | 9,055        | 5,657,066                               |
| 臺 灣 省 Taiwan Prov.    | 408                              | 585,515                                 | 42,832       | 35,990,689                              |
| 宜蘭縣 Yilan C.          | —                                | —                                       | 2,626        | 1,614,744                               |
| 新竹縣 Hsinchu C.        | 4                                | 81                                      | 5,134        | 3,153,749                               |
| 苗栗縣 Miaoli C.         | 1                                | 29                                      | 4,035        | 6,117,093                               |
| 彰化縣 Changhua C.       | 177                              | 317,654                                 | 6,685        | 4,031,648                               |
| 南投縣 Nantou C.         | 18                               | 44,150                                  | 2,928        | 4,116,299                               |
| 雲林縣 Yunlin C.         | 1                                | 164                                     | 5,125        | 4,343,337                               |
| 嘉義縣 Chiayi C.         | 188                              | 113,690                                 | 3,576        | 3,030,283                               |
| 屏東縣 Pingtung C.       | 5                                | 88,218                                  | 3,976        | 3,848,493                               |
| 臺東縣 Taitung C.        | 1                                | 2,952                                   | 1,219        | 2,306,913                               |
| 花蓮縣 Hualien C.        | 12                               | 17,831                                  | 1,398        | 2,126,828                               |
| 澎湖縣 Penghu C.         | —                                | —                                       | 1,056        | 394,074                                 |
| 基隆市 Keelung City      | —                                | —                                       | 1,820        | 487,049                                 |
| 新竹市 Hsinchu City      | —                                | —                                       | 2,481        | 217,150                                 |
| 嘉義市 Chiayi City       | 1                                | 747                                     | 773          | 203,028                                 |
| 福 建 省 Fuchien Prov.   | —                                | —                                       | 1,111        | 766,153                                 |
| 金門縣 Kinmen C.         | —                                | —                                       | 669          | 584,466                                 |
| 連江縣 Lienchiang C.     | —                                | —                                       | 442          | 181,688                                 |

資料來源：直轄市、縣(市)政府。

TABLE 20. REGISTRATION OF LAND OWNERSHIP - BY LOCALITY

| 登 記<br>Registration of Ownership Transfer |   |   |                |   |   |
|---|---|---|----------------|---|---|
| 買 賣<br>Transaction                        |   |   | 拍 賣<br>Auction |   |   |
| 筆 數<br>Plots                              | 面 積<br>(平方公尺)<br>Area (m <sup>2</sup> ) | 總價額(按公<br>告現值計)(元)<br>Amount(Announced<br>Current Values)(NT\$) | 筆 數<br>Plots   | 面 積<br>(平方公尺)<br>Area (m <sup>2</sup> ) | 總價額(按公<br>告現值計)(元)<br>Amount(Announced<br>Current Values)(NT\$) |
| 41,801                                    | 16,601,530                              | 149,308,077,730   | 1,485          | 853,678                                 | 3,537,792,137   |
| 5,913                                     | 1,798,429                               | 23,070,071,117  | 225            | 103,035                                 | 572,925,955   |
| 2,985                                     | 312,092                                 | 64,307,855,467  | 77             | 6,148                                   | 584,443,522   |
| 4,970                                     | 1,946,920                               | 13,688,115,606  | 109            | 19,589                                  | 130,679,868   |
| 5,016                                     | 1,356,781                               | 11,022,738,101  | 128            | 18,010                                  | 301,806,790   |
| 4,245                                     | 1,347,326                               | 6,618,399,211   | 184            | 60,720                                  | 447,848,713   |
| 4,380                                     | 1,721,247                               | 8,408,866,443   | 137            | 54,203                                  | 627,466,548   |
| 14,150                                    | 8,058,433                               | 21,949,695,569  | 616            | 402,080                                 | 692,118,725   |
| 1,127                                     | 556,231                                 | 2,784,562,374   | 28             | 8,426                                   | 94,498,699  |
| 2,124                                     | 1,082,189                               | 3,518,677,776   | 38             | 18,654                                  | 56,722,160  |
| 1,064                                     | 650,901                                 | 1,654,313,618   | 63             | 38,678                                  | 53,514,261  |
| 2,174                                     | 1,461,021                               | 3,559,704,484   | 101            | 50,327                                  | 116,075,294   |
| 787                                       | 804,334                                 | 1,280,192,038   | 45             | 45,715                                  | 38,833,587  |
| 1,260                                     | 830,338                                 | 1,710,105,301   | 96             | 54,451                                  | 70,484,545  |
| 813                                       | 530,072                                 | 904,819,831   | 88             | 26,708                                  | 64,341,265  |
| 1,349                                     | 790,979                                 | 1,615,463,588   | 102            | 59,909                                  | 78,668,056  |
| 381                                       | 365,526                                 | 430,562,303   | 14             | 91,663                                  | 13,555,539  |
| 508                                       | 441,534                                 | 764,787,079   | 11             | 4,681                                   | 8,170,266   |
| 124                                       | 37,918                                  | 150,216,162   | 1              | 572                                     | 1,545,507   |
| 989                                       | 370,994                                 | 643,953,939   | 8              | 337                                     | 5,767,840   |
| 1,073                                     | 70,086                                  | 1,948,989,513   | 5              | 804                                     | 64,195,017  |
| 377                                       | 66,312                                  | 983,347,565   | 16             | 1,155                                   | 25,746,690  |
| 142                                       | 60,302                                  | 242,336,218   | 9              | 189,891                                 | 180,502,016   |
| 137                                       | 59,949                                  | 241,328,420   | 9              | 189,891                                 | 180,502,016   |
| 5   | 352                                     | 1,007,798   | —              | —                                       | —   |

Source : County and City Government.

表20. 辦理土地所有權登記—按區域別分(續)

| 區 域 別<br>Locality     | 移 轉 登 記            |   |              |   |
|-----------------------|--------------------|---|--------------|---|
|                       | 繼 承<br>Inheritance |   | 贈 與<br>Gift  |   |
|                       | 筆 數<br>Plots       | 面 積<br>(平方公尺)<br>Area (m <sup>2</sup> ) | 筆 數<br>Plots | 面 積<br>(平方公尺)<br>Area (m <sup>2</sup> ) |
| 一一一年十月<br>Oct., 2022  | 39,481             | 30,897,332                              | 14,102       | 8,354,989                               |
| 新 北 市 New Taipei City | 6,042              | 6,474,554                               | 1,805        | 385,171                                 |
| 臺 北 市 Taipei City     | 2,185              | 732,524                                 | 961          | 153,055                                 |
| 桃 園 市 Taoyuan City    | 3,834              | 1,922,684                               | 1,384        | 392,459                                 |
| 臺 中 市 Taichung City   | 2,741              | 1,300,055                               | 1,256        | 506,479                                 |
| 臺 南 市 Tainan City     | 4,041              | 2,109,682                               | 1,576        | 1,009,140                               |
| 高 雄 市 Kaohsiung City  | 2,716              | 1,427,117                               | 1,112        | 700,715                                 |
| 臺 灣 省 Taiwan Prov.    | 17,492             | 16,641,615                              | 5,909        | 5,177,395                               |
| 宜蘭縣 Yilan C.          | 863                | 642,284                                 | 348          | 290,148                                 |
| 新竹縣 Hsinchu C.        | 1,875              | 822,739                                 | 613          | 261,771                                 |
| 苗栗縣 Miaoli C.         | 2,089              | 4,429,560                               | 530          | 535,700                                 |
| 彰化縣 Changhua C.       | 2,867              | 1,462,487                               | 840          | 536,017                                 |
| 南投縣 Nantou C.         | 1,207              | 1,441,952                               | 411          | 514,180                                 |
| 雲林縣 Yunlin C.         | 2,517              | 2,408,317                               | 798          | 797,982                                 |
| 嘉義縣 Chiayi C.         | 1,595              | 1,496,105                               | 539          | 656,913                                 |
| 屏東縣 Pingtung C.       | 1,491              | 1,791,413                               | 622          | 641,844                                 |
| 臺東縣 Taitung C.        | 394                | 807,302                                 | 232          | 409,975                                 |
| 花蓮縣 Hualien C.        | 408                | 809,395                                 | 244          | 382,665                                 |
| 澎湖縣 Penghu C.         | 709                | 317,090                                 | 136          | 20,179                                  |
| 基隆市 Keelung City      | 441                | 56,644                                  | 179          | 52,950                                  |
| 新竹市 Hsinchu City      | 795                | 70,037                                  | 313          | 37,601                                  |
| 嘉義市 Chiayi City       | 241                | 86,289                                  | 104          | 39,469                                  |
| 福 建 省 Fuchien Prov.   | 430                | 289,103                                 | 99           | 30,576                                  |
| 金門縣 Kinmen C.         | 380                | 280,250                                 | 66           | 27,731                                  |
| 連江縣 Lienchiang C.     | 50                 | 8,853                                   | 33           | 2,845                                   |

TABLE 20. REGISTRATION OF LAND OWNERSHIP - BY LOCALITY (CONT.)

| Registration of Ownership Transfer |   |               |   |
|------------------------------------|---|---------------|---|
| 徵 收<br>Expropriation               |   | 其 他<br>Others |   |
| 筆 數<br>Plots                       | 面 積<br>(平方公尺)<br>Area (m <sup>2</sup> ) | 筆 數<br>Plots  | 面 積<br>(平方公尺)<br>Area (m <sup>2</sup> ) |
| 189                                | 30,550                                  | 11,406        | 10,204,895                              |
| 8                                  | 184                                     | 1,388         | 514,576                                 |
| 1                                  | 147                                     | 1,042         | 110,348                                 |
| 23                                 | 2,880                                   | 1,246         | 626,100                                 |
| —                                  | —                                       | 823           | 378,976                                 |
| 5                                  | 312                                     | 1,253         | 940,691                                 |
| 32                                 | 2,886                                   | 678           | 1,750,898                               |
| 120                                | 24,142                                  | 4,545         | 5,687,025                               |
| —                                  | —                                       | 260           | 117,656                                 |
| —                                  | —                                       | 484           | 968,396                                 |
| 1                                  | 124                                     | 288           | 462,131                                 |
| —                                  | —                                       | 703           | 521,796                                 |
| —                                  | —                                       | 478           | 1,310,118                               |
| 8                                  | 719                                     | 446           | 251,531                                 |
| 111                                | 23,299                                  | 430           | 297,185                                 |
| —                                  | —                                       | 412           | 564,348                                 |
| —                                  | —                                       | 198           | 632,447                                 |
| —                                  | —                                       | 227           | 488,553                                 |
| —                                  | —                                       | 86            | 18,314                                  |
| —                                  | —                                       | 203           | 6,125                                   |
| —                                  | —                                       | 295           | 38,623                                  |
| —                                  | —                                       | 35            | 9,802                                   |
| —                                  | —                                       | 431           | 196,282                                 |
| —                                  | —                                       | 77            | 26,644                                  |
| —                                  | —                                       | 354           | 169,637                                 |

表21. 辦理土地他項權利登記－按月別分

| 年 (月) 別<br>Year (Month)          | 總 計<br>Grand Total |  | 抵<br>合 計 Total   |  |                |  |
|----------------------------------|--------------------|--|------------------|--|----------------|--|
|                                  | 筆數<br>Plots        | 面積<br>(平方公尺)<br>Area (m <sup>2</sup> ) | 筆數<br>Plots      | 面積<br>(平方公尺)<br>Area (m <sup>2</sup> ) | 設 定 Creation   |  |
|                                  |                    |  |                  |  | 筆數<br>Plots    | 面積<br>(平方公尺)<br>Area (m <sup>2</sup> ) |
| 一〇二年 2013                        | 1,727,285          | 762,550,012                            | 1,691,121        | 673,472,574                            | 801,126        | 248,269,446                            |
| 一〇三年 2014                        | 1,684,704          | 813,928,086                            | 1,649,505        | 741,083,786                            | 778,548        | 258,057,955                            |
| 一〇四年 2015                        | 1,531,152          | 898,733,192                            | 1,496,223        | 810,364,177                            | 717,309        | 335,326,090                            |
| 一〇五年 2016                        | 1,446,163          | 684,878,965                            | 1,413,888        | 617,077,329                            | 708,209        | 216,539,298                            |
| 一〇六年 2017                        | 1,503,661          | 651,982,970                            | 1,469,061        | 565,652,449                            | 769,413        | 205,537,539                            |
| 一〇七年 2018                        | 1,595,616          | 648,275,982                            | 1,558,485        | 565,514,614                            | 800,579        | 210,401,890                            |
| 一〇八年 2019                        | 1,610,634          | 652,195,713                            | 1,576,398        | 587,733,641                            | 837,081        | 208,886,810                            |
| 一〇九年 2020                        | 1,725,745          | 640,280,516                            | 1,687,672        | 560,078,820                            | 907,033        | 231,532,401                            |
| 一一〇年 2021                        | 1,708,082          | 620,792,490                            | 1,670,684        | 551,303,568                            | 901,528        | 213,795,834                            |
| 十月 Oct.                          | 144,850            | 49,888,502                             | 141,993          | 44,593,951                             | 77,247         | 16,434,279                             |
| 十一月 Nov.                         | 157,331            | 65,181,189                             | 153,591          | 59,339,820                             | 82,378         | 24,347,299                             |
| 十二月 Dec.                         | 163,562            | 54,086,371                             | 160,805          | 50,521,425                             | 86,794         | 19,821,637                             |
| <b>一一一年 2022</b>                 | <b>1,431,031</b>   | <b>531,081,555</b>                     | <b>1,403,130</b> | <b>481,183,093</b>                     | <b>752,172</b> | <b>202,252,824</b>                     |
| 一月 Jan.                          | 160,288            | 50,796,843                             | 157,208          | 47,501,753                             | 83,786         | 18,440,712                             |
| 二月 Feb.                          | 95,936             | 35,862,255                             | 93,936           | 31,984,472                             | 51,078         | 10,693,467                             |
| 三月 Mar.                          | 170,213            | 56,399,425                             | 166,878          | 48,672,350                             | 90,031         | 17,960,785                             |
| 四月 Apr.                          | 147,768            | 49,935,379                             | 145,210          | 45,050,733                             | 78,377         | 16,734,043                             |
| 五月 May                           | 157,044            | 59,962,488                             | 153,867          | 54,627,618                             | 83,694         | 21,846,445                             |
| 六月 June                          | 146,978            | 83,454,353                             | 144,125          | 78,714,221                             | 77,436         | 51,607,639                             |
| 七月 July                          | 141,094            | 43,674,744                             | 138,309          | 40,340,393                             | 73,309         | 15,775,441                             |
| 八月 Aug.                          | 147,089            | 56,013,538                             | 144,128          | 50,378,835                             | 76,260         | 16,309,157                             |
| 九月 Sept.                         | 134,620            | 49,812,997                             | 132,166          | 44,497,662                             | 69,946         | 18,798,827                             |
| 十月 Oct.                          | 130,001            | 45,169,533                             | 127,303          | 39,415,056                             | 68,255         | 14,086,308                             |
| 較上月增減(%)<br>VS. with Last Month  | -3.43              | -9.32                                  | -3.68            | -11.42                                 | -2.42          | -25.07                                 |
| 較上年同月增減(%)<br>VS. with Last Year | -10.25             | -9.46                                  | -10.35           | -11.61                                 | -11.64         | -14.29                                 |

資料來源：直轄市、縣(市)政府。

TABLE 21. REGISTRATION OF OTHER RIGHTS IN LAND  
- BY MONTH

| 移 轉<br>Transfer | 押 權<br>Mortgage Rights |  |                     |  |                    | 其他權利<br>Others                         |                   |
|-----------------|------------------------|--|---------------------|--|--------------------|--|-------------------|
|                 | 變 更<br>Change          |  | 塗 銷<br>Cancellation |  |                    |  |                   |
|                 | 筆數<br>Plots            | 面積<br>(平方公尺)<br>Area (m <sup>2</sup> ) | 筆數<br>Plots         | 面積<br>(平方公尺)<br>Area (m <sup>2</sup> ) | 筆數<br>Plots        | 面積<br>(平方公尺)<br>Area (m <sup>2</sup> ) | 筆數<br>Plots       |
| 30,491          | 20,628,034             | 125,971                                | 98,585,945          | 733,533                                | 305,989,149        | 36,164                                 | 89,077,438        |
| 24,517          | 38,781,624             | 156,827                                | 141,592,730         | 689,613                                | 302,651,477        | 35,199                                 | 72,844,299        |
| 7,940           | 12,002,190             | 153,952                                | 146,033,093         | 617,022                                | 317,002,804        | 34,929                                 | 88,369,015        |
| 11,825          | 20,528,550             | 120,846                                | 115,483,906         | 573,008                                | 264,525,575        | 32,275                                 | 67,801,636        |
| 8,306           | 9,038,115              | 113,280                                | 134,699,492         | 578,062                                | 216,377,303        | 34,600                                 | 86,330,521        |
| 58,122          | 13,073,613             | 115,092                                | 119,209,588         | 584,692                                | 222,829,523        | 37,131                                 | 82,761,368        |
| 9,300           | 9,734,800              | 117,202                                | 111,810,667         | 612,815                                | 257,301,365        | 34,236                                 | 64,462,072        |
| 8,971           | 9,962,236              | 122,674                                | 81,859,894          | 648,994                                | 236,724,288        | 38,073                                 | 80,201,696        |
| 7,418           | 13,560,916             | 118,623                                | 96,180,973          | 643,115                                | 227,765,845        | 37,398                                 | 69,488,922        |
| 1,042           | 2,125,328              | 9,313                                  | 7,308,888           | 54,391                                 | 18,725,457         | 2,857                                  | 5,294,551         |
| 733             | 1,353,943              | 10,727                                 | 8,500,456           | 59,753                                 | 25,138,121         | 3,740                                  | 5,841,369         |
| 772             | 1,878,771              | 11,809                                 | 8,325,134           | 61,430                                 | 20,495,883         | 2,757                                  | 3,564,946         |
| <b>5,736</b>    | <b>9,797,953</b>       | <b>100,308</b>                         | <b>75,418,484</b>   | <b>544,914</b>                         | <b>193,713,832</b> | <b>27,901</b>                          | <b>49,898,462</b> |
| 773             | 1,591,677              | 11,677                                 | 7,424,163           | 60,972                                 | 20,045,201         | 3,080                                  | 3,295,091         |
| 288             | 214,594                | 6,262                                  | 3,779,349           | 36,308                                 | 17,297,062         | 2,000                                  | 3,877,783         |
| 551             | 668,338                | 12,030                                 | 7,788,115           | 64,266                                 | 22,255,112         | 3,335                                  | 7,727,074         |
| 534             | 485,265                | 10,627                                 | 7,281,735           | 55,672                                 | 20,549,689         | 2,558                                  | 4,884,646         |
| 567             | 894,584                | 11,174                                 | 9,024,223           | 58,432                                 | 22,862,366         | 3,177                                  | 5,334,871         |
| 677             | 1,080,521              | 9,507                                  | 5,685,480           | 56,505                                 | 20,340,581         | 2,853                                  | 4,740,132         |
| 992             | 1,028,622              | 9,097                                  | 6,110,561           | 54,911                                 | 17,425,769         | 2,785                                  | 3,334,351         |
| 575             | 1,055,159              | 10,723                                 | 14,093,575          | 56,570                                 | 18,920,945         | 2,961                                  | 5,634,703         |
| 499             | 2,477,324              | 10,267                                 | 7,865,749           | 51,454                                 | 15,355,763         | 2,454                                  | 5,315,335         |
| 280             | 301,868                | 8,944                                  | 6,365,535           | 49,824                                 | 18,661,345         | 2,698                                  | 5,754,477         |
| -43.89          | -87.81                 | -12.89                                 | -19.07              | -3.17                                  | 21.53              | 9.94                                   | 8.26              |
| -73.13          | -85.80                 | -3.96                                  | -12.91              | -8.40                                  | -0.34              | -5.57                                  | 8.69              |

Source : County and City Government.



表22. 辦理土地他項權利登記－按區域別分

TABLE 22. REGISTRATION OF OTHER RIGHTS IN LAND  
- BY LOCALITY

| 區域別<br>Locality       | 總計<br>Grand Total |  | 抵<br>Creation |  |                |  |
|-----------------------|-------------------|--|---------------|--|----------------|--|
|                       | 筆數<br>Plots       | 面積<br>(平方公尺)<br>Area (m <sup>2</sup> ) | 合計<br>Total   |  | 設定<br>Creation |  |
|                       |                   |  | 筆數<br>Plots   | 面積<br>(平方公尺)<br>Area (m <sup>2</sup> ) | 筆數<br>Plots    | 面積<br>(平方公尺)<br>Area (m <sup>2</sup> ) |
| 一〇一一年十月<br>Oct., 2022 | 130,001           | 45,169,533                             | 127,303       | 39,415,056                             | 68,255         | 14,086,308                             |
| 新 北 市 New Taipei City | 20,514            | 2,162,892                              | 20,430        | 2,101,872                              | 11,045         | 961,941                                |
| 臺 北 市 Taipei City     | 10,525            | 538,223                                | 10,498        | 526,170                                | 5,575          | 231,785                                |
| 桃 園 市 Taoyuan City    | 14,023            | 4,251,510                              | 13,682        | 3,778,007                              | 7,682          | 1,378,065                              |
| 臺 中 市 Taichung City   | 19,721            | 3,308,498                              | 19,386        | 3,074,136                              | 10,672         | 1,120,079                              |
| 臺 南 市 Tainan City     | 11,805            | 3,862,455                              | 11,674        | 3,794,366                              | 6,194          | 1,547,878                              |
| 高 雄 市 Kaohsiung City  | 13,281            | 4,026,824                              | 13,155        | 3,152,134                              | 7,251          | 1,125,731                              |
| 臺 灣 省 Taiwan Prov.    | 39,861            | 25,684,981                             | 38,212        | 21,655,310                             | 19,673         | 7,677,947                              |
| 宜蘭縣 Yilan C.          | 3,143             | 1,551,267                              | 3,108         | 1,473,484                              | 1,754          | 599,145                                |
| 新竹縣 Hsinchu C.        | 5,175             | 2,813,254                              | 5,033         | 1,435,883                              | 2,720          | 482,279                                |
| 苗栗縣 Miaoli C.         | 3,116             | 4,239,360                              | 2,980         | 4,014,009                              | 1,472          | 695,034                                |
| 彰化縣 Changhua C.       | 6,202             | 2,664,262                              | 5,608         | 2,509,045                              | 2,862          | 968,909                                |
| 南投縣 Nantou C.         | 2,705             | 3,549,614                              | 2,439         | 2,620,821                              | 1,181          | 1,312,043                              |
| 雲林縣 Yunlin C.         | 2,862             | 2,157,175                              | 2,780         | 2,134,989                              | 1,368          | 869,406                                |
| 嘉義縣 Chiayi C.         | 2,261             | 2,024,904                              | 2,212         | 1,837,375                              | 1,083          | 628,107                                |
| 屏東縣 Pingtung C.       | 3,894             | 2,892,796                              | 3,753         | 2,157,086                              | 1,781          | 838,481                                |
| 臺東縣 Taitung C.        | 1,064             | 1,432,914                              | 996           | 1,309,727                              | 484            | 434,884                                |
| 花蓮縣 Hualien C.        | 1,552             | 1,611,804                              | 1,490         | 1,424,985                              | 726            | 612,348                                |
| 澎湖縣 Penghu C.         | 410               | 85,806                                 | 410           | 85,806                                 | 241            | 44,024                                 |
| 基隆市 Keelung City      | 2,915             | 119,183                                | 2,907         | 119,111                                | 1,570          | 43,565                                 |
| 新竹市 Hsinchu City      | 3,094             | 390,836                                | 3,039         | 382,884                                | 1,811          | 94,522                                 |
| 嘉義市 Chiayi City       | 1,468             | 151,806                                | 1,457         | 150,103                                | 620            | 55,199                                 |
| 福 建 省 Fuchien Prov.   | 271               | 1,334,151                              | 266           | 1,333,062                              | 163            | 42,882                                 |
| 金門縣 Kinmen C.         | 271               | 1,334,151                              | 266           | 1,333,062                              | 163            | 42,882                                 |
| 連江縣 Lienchiang C.     | —                 | —                                      | —             | —                                      | —              | —                                      |

資料來源：直轄市、縣(市)政府。

| 押 權<br>Mortgage Rights |  |               |  |                     |  | 其他權利<br>Others |  |
|------------------------|--|---------------|--|---------------------|--|----------------|--|
| 移 轉<br>Transfer        |  | 變 更<br>Change |  | 塗 銷<br>Cancellation |  |                |  |
| 筆數<br>Plots            | 面積<br>(平方公尺)<br>Area (m <sup>2</sup> ) | 筆數<br>Plots   | 面積<br>(平方公尺)<br>Area (m <sup>2</sup> ) | 筆數<br>Plots         | 面積<br>(平方公尺)<br>Area (m <sup>2</sup> ) | 筆數<br>Plots    | 面積<br>(平方公尺)<br>Area (m <sup>2</sup> ) |
| 280                    | 301,868                                | 8,944         | 6,365,535                              | 49,824              | 18,661,345                             | 2,698          | 5,754,477                              |
| 26                     | 4,696                                  | 943           | 355,742                                | 8,416               | 779,493                                | 84             | 61,020                                 |
| 15                     | 260                                    | 423           | 58,862                                 | 4,485               | 235,263                                | 27             | 12,054                                 |
| 9                      | 3,376                                  | 694           | 979,738                                | 5,297               | 1,416,828                              | 341            | 473,503                                |
| 34                     | 31,490                                 | 1,580         | 727,429                                | 7,100               | 1,195,137                              | 335            | 234,362                                |
| 45                     | 43,346                                 | 796           | 750,519                                | 4,639               | 1,452,622                              | 131            | 68,089                                 |
| 36                     | 51,059                                 | 740           | 550,778                                | 5,128               | 1,424,566                              | 126            | 874,690                                |
| 115                    | 167,640                                | 3,752         | 2,936,591                              | 14,672              | 10,873,132                             | 1,649          | 4,029,671                              |
| 21                     | 22,335                                 | 265           | 242,415                                | 1,068               | 609,589                                | 35             | 77,783                                 |
| 7                      | 14,980                                 | 657           | 294,016                                | 1,649               | 644,607                                | 142            | 1,377,371                              |
| 4                      | 22,674                                 | 270           | 273,702                                | 1,234               | 3,022,599                              | 136            | 225,351                                |
| 11                     | 9,935                                  | 613           | 494,886                                | 2,122               | 1,035,315                              | 594            | 155,216                                |
| 2                      | 6,535                                  | 231           | 181,667                                | 1,025               | 1,120,576                              | 266            | 928,792                                |
| 10                     | 3,073                                  | 257           | 230,476                                | 1,145               | 1,032,035                              | 82             | 22,186                                 |
| 3                      | 283                                    | 153           | 182,006                                | 973                 | 1,026,978                              | 49             | 187,529                                |
| 12                     | 20,009                                 | 477           | 361,830                                | 1,483               | 936,766                                | 141            | 735,710                                |
| 9                      | 13,395                                 | 135           | 273,766                                | 368                 | 587,683                                | 68             | 123,187                                |
| 20                     | 53,485                                 | 122           | 86,014                                 | 622                 | 673,138                                | 62             | 186,819                                |
| 2                      | 136                                    | 16            | 5,189                                  | 151                 | 36,457                                 | —              | —                                      |
| 6                      | 101                                    | 83            | 35,720                                 | 1,248               | 39,725                                 | 8              | 72                                     |
| 7                      | 681                                    | 181           | 229,643                                | 1,040               | 58,038                                 | 55             | 7,951                                  |
| 1                      | 18                                     | 292           | 45,260                                 | 544                 | 49,625                                 | 11             | 1,703                                  |
| —                      | —                                      | 16            | 5,876                                  | 87                  | 1,284,304                              | 5              | 1,089                                  |
| —                      | —                                      | 16            | 5,876                                  | 87                  | 1,284,304                              | 5              | 1,089                                  |
| —                      | —                                      | —             | —                                      | —                   | —                                      | —              | —                                      |

Source : County and City Government.

表23. 辦理建物登記及標示變更登記－按月別分

| 年 (月) 別<br>Year (Month)          | 建物登記<br>Registration of Buildings |   | 建物標示變更登記<br>合 計 Total |   |
|----------------------------------|-----------------------------------|---|-----------------------|---|
|                                  | 總棟數<br>Total Buildings            | 總面積<br>(平方公尺)<br>Total Area (m <sup>2</sup> ) | 棟 數<br>Buildings      | 面 積<br>(平方公尺)<br>Area (m <sup>2</sup> ) |
|                                  |                                   |   |                       |   |
| 一〇二年 2013                        | 1,954,093                         | 341,159,623                                   | 212,714               | 82,072,361                              |
| 一〇三年 2014                        | 1,870,568                         | 330,074,342                                   | 176,427               | 65,256,860                              |
| 一〇四年 2015                        | 1,835,164                         | 384,478,689                                   | 218,780               | 62,418,224                              |
| 一〇五年 2016                        | 1,700,399                         | 310,046,909                                   | 168,271               | 64,433,310                              |
| 一〇六年 2017                        | 1,752,664                         | 313,487,638                                   | 176,322               | 75,115,483                              |
| 一〇七年 2018                        | 1,819,187                         | 329,767,344                                   | 152,665               | 72,833,490                              |
| 一〇八年 2019                        | 1,832,760                         | 351,042,206                                   | 151,588               | 89,109,453                              |
| 一〇九年 2020                        | 2,023,852                         | 374,995,311                                   | 292,929               | 106,628,033                             |
| 一一〇年 2021                        | 1,883,360                         | 316,297,661                                   | 137,271               | 56,056,119                              |
| 十 月 Oct.                         | 153,863                           | 24,195,255                                    | 6,927                 | 2,716,839                               |
| 十一月 Nov.                         | 174,531                           | 29,337,367                                    | 15,197                | 5,906,381                               |
| 十二月 Dec.                         | 212,051                           | 34,609,899                                    | 38,016                | 9,085,432                               |
| <b>一一一年 2022</b>                 | <b>1,521,796</b>                  | <b>257,052,732</b>                            | <b>82,750</b>         | <b>28,016,731</b>                       |
| 一 月 Jan.                         | 169,582                           | 26,732,238                                    | 7,332                 | 2,740,136                               |
| 二 月 Feb.                         | 106,585                           | 20,244,375                                    | 4,738                 | 2,000,836                               |
| 三 月 Mar.                         | 178,787                           | 27,352,526                                    | 7,912                 | 3,062,905                               |
| 四 月 Apr.                         | 157,228                           | 24,195,507                                    | 10,461                | 3,134,891                               |
| 五 月 May                          | 159,869                           | 25,337,705                                    | 6,369                 | 2,540,831                               |
| 六 月 June                         | 156,819                           | 26,435,506                                    | 9,076                 | 2,839,196                               |
| 七 月 July                         | 150,856                           | 23,505,395                                    | 8,709                 | 2,558,946                               |
| 八 月 Aug.                         | 152,452                           | 23,039,625                                    | 7,242                 | 2,547,419                               |
| 九 月 Sept.                        | 142,128                           | 36,814,959                                    | 5,185                 | 2,354,647                               |
| 十 月 Oct.                         | 147,490                           | 23,394,896                                    | 15,726                | 4,236,924                               |
| 較上月增減(%)<br>VS. with Last Month  | 3.77                              | -36.45  | 203.30                | 79.94                                   |
| 較上年同月增減(%)<br>VS. with Last Year | -4.14                             | -3.31   | 127.02                | 55.95                                   |

資料來源：直轄市、縣(市)政府。  
 說明：1. 建物登記係指建物標示變更、所有權第一次、移轉及他項權利等各項登記之總計。  
 2. 棟數：依各實際辦理之建物棟數計算，建物以建號為基本計算單位，即1建號為1棟。

TABLE 23. REGISTRATION OF BUILDINGS AND REGISTRATION OF CHANGE IN BUILDING DESCRIPTIONS - BY MONTH

| Registration of Change in Building Descriptions |   |                    |   |                  |
|---|---|--------------------|---|------------------|
| 分 割<br>Subdivision                              |   | 合 併<br>Combination |   | 重測、重劃            |
| 棟 數<br>Buildings                                | 面 積<br>(平方公尺)<br>Area (m <sup>2</sup> ) | 棟 數<br>Buildings   | 面 積<br>(平方公尺)<br>Area (m <sup>2</sup> ) | 棟 數<br>Buildings |
| 1,211   | 370,748                                 | 3,047              | 803,976                                 | 77,570           |
| 1,173   | 253,155                                 | 1,598              | 366,343                                 | 68,787           |
| 1,092   | 390,153                                 | 774                | 428,070                                 | 42,342           |
| 896   | 280,794                                 | 313                | 122,519                                 | 57,640           |
| 1,013   | 255,680                                 | 371                | 292,415                                 | 56,259           |
| 926   | 234,686                                 | 236                | 185,994                                 | 39,906           |
| 879   | 197,707                                 | 208                | 191,679                                 | 37,801           |
| 1,018   | 282,824                                 | 184                | 166,022                                 | 47,060           |
| 897   | 277,565                                 | 238                | 139,580                                 | 47,177           |
| 51  | 19,915                                  | 17                 | 34,644                                  | 83               |
| 97  | 8,323                                   | 31                 | 7,309                                   | 7,120            |
| 72  | 13,632                                  | 28                 | 4,183                                   | 29,204           |
| <b>943</b>                                      | <b>177,110</b>                          | <b>232</b>         | <b>98,197</b>                           | <b>20,005</b>    |
| 125   | 19,943                                  | 34                 | 32,411                                  | 429              |
| 44  | 5,511                                   | 16                 | 4,474                                   | 17               |
| 61  | 6,687                                   | 26                 | 5,539                                   | 15               |
| 134   | 16,780                                  | 25                 | 6,929                                   | 994              |
| 78  | 13,771                                  | 21                 | 8,982                                   | 195              |
| 58  | 6,815                                   | 20                 | 3,114                                   | 3,248            |
| 108   | 49,178                                  | 27                 | 6,706                                   | 3,129            |
| 92  | 9,270                                   | 19                 | 4,261                                   | 707              |
| 159   | 15,669                                  | 24                 | 7,699                                   | 5                |
| 84  | 33,485                                  | 20                 | 18,082                                  | 11,266           |
| -47.17  | 113.70                                  | -16.67             | 134.87                                  | 225,220.00       |
| 64.71   | 68.14                                   | 17.65              | -47.81                                  | 13,473.49        |

Source : County and City Government.  
 Note : 1.Registration of Buildings contains Change in Building Descriptions, Initial Registration, Ownership Transfer, Other Rights.  
 2.Buildings refer to each building number as a unit.

表23. 辦理建物登記及標示變更登記－按月別分(續)

TABLE 23. REGISTRATION OF BUILDINGS AND REGISTRATION OF CHANGE IN BUILDING DESCRIPTIONS - BY MONTH (CONT.)

| 年 (月) 別<br>Year(Month)           | 建物標示變更登記                               |                  |  |                  |
|----------------------------------|--|------------------|--|------------------|
|                                  | Resurvey/Readjust                      | 減 失<br>Reduction | 門牌整編                                   |                  |
|                                  | 面積<br>(平方公尺)<br>Area (m <sup>2</sup> ) | 棟 數<br>Buildings | 面積<br>(平方公尺)<br>Area (m <sup>2</sup> ) | 棟 數<br>Buildings |
| 一〇二年 2013                        | 17,418,951                             | 9,774            | 3,052,579                              | 63,459           |
| 一〇三年 2014                        | 13,473,823                             | 9,583            | 2,696,122                              | 44,935           |
| 一〇四年 2015                        | 9,493,364                              | 8,068            | 2,382,517                              | 28,393           |
| 一〇五年 2016                        | 12,255,103                             | 8,999            | 2,485,352                              | 36,961           |
| 一〇六年 2017                        | 12,590,017                             | 7,831            | 2,683,418                              | 25,614           |
| 一〇七年 2018                        | 9,723,296                              | 8,714            | 2,919,837                              | 18,648           |
| 一〇八年 2019                        | 8,969,309                              | 9,371            | 2,882,081                              | 21,986           |
| 一〇九年 2020                        | 11,696,489                             | 9,003            | 3,185,535                              | 154,648          |
| 一一〇年 2021                        | 10,094,645                             | 7,573            | 3,035,188                              | 19,371           |
| 十 月 Oct.                         | 24,230                                 | 680              | 222,173                                | 1,443            |
| 十一月 Nov.                         | 1,292,607                              | 783              | 256,083                                | 1,594            |
| 十二月 Dec.                         | 5,843,024                              | 548              | 354,136                                | 2,507            |
| <b>一一一年 2022</b>                 | <b>4,237,762</b>                       | <b>7,844</b>     | <b>2,625,642</b>                       | <b>17,866</b>    |
| 一 月 Jan.                         | 161,146                                | 692              | 235,268                                | 1,473            |
| 二 月 Feb.                         | 7,517                                  | 642              | 238,069                                | 1,292            |
| 三 月 Mar.                         | 4,156                                  | 895              | 202,972                                | 1,510            |
| 四 月 Apr.                         | 307,534                                | 996              | 266,723                                | 3,674            |
| 五 月 May                          | 21,276                                 | 855              | 255,685                                | 1,090            |
| 六 月 June                         | 512,910                                | 656              | 218,523                                | 1,872            |
| 七 月 July                         | 584,636                                | 785              | 258,079                                | 1,738            |
| 八 月 Aug.                         | 281,873                                | 1,072            | 356,802                                | 2,558            |
| 九 月 Sept.                        | 1,104                                  | 633              | 422,710                                | 1,351            |
| 十 月 Oct.                         | 2,355,610                              | 618              | 170,810                                | 1,308            |
| 較上月增減(%)<br>VS. with Last Month  | 213,231.83                             | -2.37            | -59.59                                 | -3.18            |
| 較上年同月增減(%)<br>VS. with Last Year | 9,621.75                               | -9.12            | -23.12                                 | -9.36            |

| Registration of Change in Building Descriptions |                                 |  |                  |  |
|---|---------------------------------|--|------------------|--|
| Doorplate Reorganized                           | 增修改建<br>Addition/Reconstruction | 其 他<br>Others                          |                  |  |
| 面積<br>(平方公尺)<br>Area (m <sup>2</sup> )          | 棟 數<br>Buildings                | 面積<br>(平方公尺)<br>Area (m <sup>2</sup> ) | 棟 數<br>Buildings | 面積<br>(平方公尺)<br>Area (m <sup>2</sup> ) |
| 12,686,284                                      | 899                             | 2,330,040                              | 56,754           | 45,409,784                             |
| 8,016,726                                       | 723                             | 1,747,415                              | 49,628           | 38,703,277                             |
| 5,011,784                                       | 618                             | 1,758,503                              | 137,493          | 42,953,834                             |
| 6,260,105                                       | 677                             | 1,876,058                              | 62,785           | 41,153,380                             |
| 4,459,022                                       | 836                             | 2,136,461                              | 84,398           | 52,698,471                             |
| 3,015,318                                       | 768                             | 2,462,517                              | 83,467           | 54,291,840                             |
| 3,316,032                                       | 770                             | 2,754,183                              | 80,573           | 70,798,462                             |
| 14,543,122                                      | 719                             | 2,637,502                              | 80,297           | 74,116,541                             |
| 4,640,105                                       | 614                             | 2,374,490                              | 61,401           | 35,494,545                             |
| 274,572   | 53                              | 284,464                                | 4,600            | 1,856,842                              |
| 237,369   | 43                              | 105,903                                | 5,529            | 3,998,786                              |
| 463,788   | 57                              | 200,449                                | 5,600            | 2,206,220                              |
| <b>2,952,663</b>                                | <b>462</b>                      | <b>1,788,902</b>                       | <b>35,398</b>    | <b>16,136,454</b>                      |
| 232,610   | 57                              | 102,800                                | 4,522            | 1,955,958                              |
| 209,950   | 42                              | 148,925                                | 2,685            | 1,386,390                              |
| 272,050   | 47                              | 272,844                                | 5,358            | 2,298,656                              |
| 485,126   | 45                              | 180,968                                | 4,593            | 1,870,830                              |
| 171,584   | 48                              | 236,819                                | 4,082            | 1,832,714                              |
| 274,683   | 41                              | 240,197                                | 3,181            | 1,582,953                              |
| 308,829   | 37                              | 69,818                                 | 2,885            | 1,281,700                              |
| 410,781   | 47                              | 139,030                                | 2,747            | 1,345,402                              |
| 196,281   | 49                              | 239,621                                | 2,964            | 1,471,563                              |
| 390,770   | 49                              | 157,880                                | 2,381            | 1,110,287                              |
| 99.09   | —                               | -34.11                                 | -19.67           | -24.55                                 |
| 42.32   | -7.55                           | -44.50                                 | -48.24           | -40.21                                 |

表24. 辦理建物登記及標示變更登記－按區域別分

TABLE 24. REGISTRATION OF BUILDINGS AND CHANGE IN BUILDING DESCRIPTIONS - BY LOCALITY

| 區域別<br>Locality      | 建物登記<br>Registration of Buildings |   | 建物標示變更登記<br>合計 Total |  |
|----------------------|-----------------------------------|---|----------------------|--|
|                      | 總棟數<br>Total Buildings            | 總面積<br>(平方公尺)<br>Total Area (m <sup>2</sup> ) | 棟數<br>Buildings      | 面積<br>(平方公尺)<br>Area (m <sup>2</sup> ) |
|                      |                                   |   |                      |  |
| 一一一年十月<br>Oct., 2022 | 147,490                           | 23,394,896                                    | 15,726               | 4,236,924                              |
| 新北市 New Taipei City  | 25,986                            | 2,517,107                                     | 875                  | 151,369                                |
| 臺北市 Taipei City      | 14,001                            | 1,564,571                                     | 497                  | 386,117                                |
| 桃園市 Taoyuan City     | 18,611                            | 3,193,017                                     | 2,104                | 698,854                                |
| 臺中市 Taichung City    | 20,464                            | 2,868,206                                     | 417                  | 140,077                                |
| 臺南市 Tainan City      | 18,898                            | 3,961,982                                     | 9,168                | 1,771,305                              |
| 高雄市 Kaohsiung City   | 17,131                            | 2,643,945                                     | 828                  | 458,085                                |
| 臺灣省 Taiwan Prov.     | 32,117                            | 6,611,994                                     | 1,830                | 629,581                                |
| 宜蘭縣 Yilan C.         | 3,105                             | 420,895                                       | 170                  | 25,097                                 |
| 新竹縣 Hsinchu C.       | 4,701                             | 1,144,249                                     | 171                  | 147,356                                |
| 苗栗縣 Miaoli C.        | 2,675                             | 802,190                                       | 440                  | 110,596                                |
| 彰化縣 Changhua C.      | 4,655                             | 1,221,039                                     | 487                  | 193,875                                |
| 南投縣 Nantou C.        | 1,626                             | 374,598                                       | 61                   | 18,760                                 |
| 雲林縣 Yunlin C.        | 2,088                             | 608,899                                       | 65                   | 45,055                                 |
| 嘉義縣 Chiayi C.        | 1,368                             | 296,032                                       | 44                   | 7,955                                  |
| 屏東縣 Pingtung C.      | 2,866                             | 617,182                                       | 86                   | 23,143                                 |
| 臺東縣 Taitung C.       | 667                               | 140,488                                       | 27                   | 5,676                                  |
| 花蓮縣 Hualien C.       | 1,210                             | 169,496                                       | 35                   | 3,265                                  |
| 澎湖縣 Penghu C.        | 307                               | 55,161  | 10                   | 2,636                                  |
| 基隆市 Keelung City     | 2,415                             | 237,232                                       | 89                   | 26,891                                 |
| 新竹市 Hsinchu City     | 3,159                             | 337,811                                       | 55                   | 9,828                                  |
| 嘉義市 Chiayi City      | 1,275                             | 186,723                                       | 90                   | 9,446                                  |
| 福建省 Fuchien Prov.    | 282                               | 34,074  | 7                    | 1,535                                  |
| 金門縣 Kimmen C.        | 279                               | 33,578  | 7                    | 1,535                                  |
| 連江縣 Lienchiang C.    | 3                                 | 496   | —                    | —                                      |

| Registration of Change in Building Descriptions |                   |                    |                 |  |
|---|-------------------|--------------------|-----------------|--|
| 分割<br>Subdivision                               | 合併<br>Combination | 重測、重劃<br>Buildings | 棟數<br>Buildings | 面積<br>(平方公尺)<br>Area (m <sup>2</sup> ) |
| 84  | 33,485            | 20                 | 18,082          | 11,266                                 |
| 21  | 1,074             | 1                  | 153             | —                                      |
| 31  | 5,063             | 3                  | 1,170           | —                                      |
| 5   | 16,812            | 1                  | 7,077           | 1,709                                  |
| 5   | 2,243             | 3                  | 1,909           | 16                                     |
| 6   | 4,205             | 1                  | 3,529           | 8,464                                  |
| —   | —                 | 4                  | 1,770           | 178                                    |
| 16  | 4,088             | 7                  | 2,473           | 899                                    |
| 5   | 388               | —                  | —               | 74                                     |
| —   | —                 | —                  | —               | 108                                    |
| 2   | 2,771             | —                  | —               | 300                                    |
| 3   | 262               | —                  | —               | 390                                    |
| —   | —                 | —                  | —               | 16                                     |
| —   | —                 | —                  | —               | 10                                     |
| —   | —                 | —                  | —               | —                                      |
| —   | —                 | —                  | —               | 1                                      |
| 2   | 203               | 1                  | 439             | —                                      |
| —   | —                 | —                  | —               | —                                      |
| —   | —                 | —                  | —               | —                                      |
| —   | —                 | 1                  | 123             | —                                      |
| 4   | 464               | 5                  | 1,911           | —                                      |
| —   | —                 | —                  | —               | —                                      |
| —   | —                 | —                  | —               | —                                      |
| —   | —                 | —                  | —               | —                                      |

資料來源：直轄市、縣(市)政府。  
 說明：1. 建物登記係指建物標示變更、所有權第一次、移轉及他項權利等各項登記之總計。  
 2. 棟數：依各實際辦理之建物棟數計算，建物以建號為基本計算單位，即1建號為1棟。

Source : County and City Government.  
 Note : 1.Registration of Building contains Change in Building Descriptions, Initial Registration, Ownership Transfer and Other Rights.  
 2.Buildings refer to each building number as a unit.

表24. 辦理建物登記及標示變更登記－按區域別分(續)

| 區域別<br>Locality      | 建物標示變更登記                               |                 |  |                 |
|----------------------|--|-----------------|--|-----------------|
|                      | Resurvey/Readjust                      | 減失<br>Reduction | 門牌整編                                   |                 |
|                      | 面積<br>(平方公尺)<br>Area (m <sup>2</sup> ) | 棟數<br>Buildings | 面積<br>(平方公尺)<br>Area (m <sup>2</sup> ) | 棟數<br>Buildings |
| 一一一年十月<br>Oct., 2022 | 2,355,610                              | 618             | 170,810                                | 1,308           |
| 新北市 New Taipei City  | —                                      | 121             | 24,436                                 | 142             |
| 臺北市 Taipei City      | —                                      | 102             | 12,310                                 | 204             |
| 桃園市 Taoyuan City     | 522,453                                | 24              | 26,634                                 | 56              |
| 臺中市 Taichung City    | 3,617                                  | 55              | 14,970                                 | 157             |
| 臺南市 Tainan City      | 1,486,636                              | 46              | 12,031                                 | 248             |
| 高雄市 Kaohsiung City   | 105,647                                | 83              | 32,761                                 | 208             |
| 臺灣省 Taiwan Prov.     | 237,257                                | 187             | 47,668                                 | 293             |
| 宜蘭縣 Yilan C.         | 8,894                                  | 29              | 3,994                                  | 27              |
| 新竹縣 Hsinchu C.       | 26,588                                 | 11              | 3,843                                  | 38              |
| 苗栗縣 Miaoli C.        | 62,291                                 | 26              | 3,262                                  | 22              |
| 彰化縣 Changhua C.      | 134,695                                | 26              | 12,834                                 | 36              |
| 南投縣 Nantou C.        | 2,569                                  | 6               | 2,645                                  | 28              |
| 雲林縣 Yunlin C.        | 2,070                                  | 5               | 3,194                                  | 16              |
| 嘉義縣 Chiayi C.        | —                                      | 20              | 1,644                                  | 10              |
| 屏東縣 Pingtung C.      | 149                                    | 30              | 5,394                                  | 13              |
| 臺東縣 Taitung C.       | —                                      | 5               | 2,102                                  | 9               |
| 花蓮縣 Hualien C.       | —                                      | 6               | 454                                    | 10              |
| 澎湖縣 Penghu C.        | —                                      | 2               | 223                                    | —               |
| 基隆市 Keelung City     | —                                      | 6               | 6,781                                  | 12              |
| 新竹市 Hsinchu City     | —                                      | 11              | 1,112                                  | 22              |
| 嘉義市 Chiayi City      | —                                      | 4               | 187                                    | 50              |
| 福建省 Fuchien Prov.    | —                                      | —               | —                                      | —               |
| 金門縣 Kinmen C.        | —                                      | —               | —                                      | —               |
| 連江縣 Lienchiang C.    | —                                      | —               | —                                      | —               |

TABLE 24. REGISTRATION OF BUILDINGS AND CHANGE IN BUILDING DESCRIPTIONS - BY LOCALITY (CONT.)

| Registration of Change in Building Descriptions |                                 |  |                 |  |
|---|---------------------------------|--|-----------------|--|
| Doorplate Reorganized                           | 增修改建<br>Addition/Reconstruction | 其他<br>Others                           |                 |  |
| 面積<br>(平方公尺)<br>Area (m <sup>2</sup> )          | 棟數<br>Buildings                 | 面積<br>(平方公尺)<br>Area (m <sup>2</sup> ) | 棟數<br>Buildings | 面積<br>(平方公尺)<br>Area (m <sup>2</sup> ) |
| 390,770   | 49                              | 157,880                                | 2,381           | 1,110,287                              |
| 13,661  | 3                               | 1,540                                  | 587             | 110,505                                |
| 18,418  | 1                               | 278                                    | 156             | 348,878                                |
| 21,483  | 5                               | 58,505                                 | 304             | 45,890                                 |
| 21,408  | 7                               | 31,036                                 | 174             | 64,895                                 |
| 169,300   | 1                               | 198                                    | 402             | 95,406                                 |
| 107,945   | 4                               | 9,412                                  | 351             | 200,551                                |
| 38,556  | 25                              | 55,803                                 | 403             | 243,736                                |
| 3,537   | 1                               | 364                                    | 34              | 7,919                                  |
| 5,019   | 2                               | 3,623                                  | 12              | 108,283                                |
| 3,118   | 4                               | 8,364                                  | 86              | 30,789                                 |
| 5,823   | 7                               | 29,151                                 | 25              | 11,110                                 |
| 3,681   | 3                               | 5,974                                  | 8               | 3,891                                  |
| 2,396   | —                               | —                                      | 34              | 37,395                                 |
| 1,258   | —                               | —                                      | 14              | 5,054                                  |
| 1,756   | 2                               | 2,072                                  | 40              | 13,772                                 |
| 1,111   | 1                               | 280                                    | 9               | 1,543                                  |
| 987   | 1                               | 60                                     | 18              | 1,765                                  |
| —   | 1                               | 862                                    | 7               | 1,551                                  |
| 707   | 1                               | 4,259                                  | 69              | 15,021                                 |
| 4,439   | 2                               | 794                                    | 11              | 1,109                                  |
| 4,725   | —                               | —                                      | 36              | 4,534                                  |
| —   | 3                               | 1,109                                  | 4               | 426                                    |
| —   | 3                               | 1,109                                  | 4               | 426                                    |
| —   | —                               | —                                      | —               | —                                      |

表25. 辦理建物所有權登記－按月別分

| 年 (月) 別<br>Year (Month)          | 所有權第一次登記<br>Initial Registration |   | 移 轉<br>合 計 Total |   |
|----------------------------------|----------------------------------|---|------------------|---|
|                                  | 棟 數<br>Buildings                 | 面 積<br>(平方公尺)<br>Area (m <sup>2</sup> ) | 棟 數<br>Buildings | 面 積<br>(平方公尺)<br>Area (m <sup>2</sup> ) |
|                                  |                                  |   |                  |   |
| 一〇二年 2013                        | 111,093                          | 31,816,890                              | 503,628          | 61,435,445                              |
| 一〇三年 2014                        | 115,865                          | 33,530,364                              | 457,911          | 57,899,079                              |
| 一〇四年 2015                        | 126,742                          | 35,471,420                              | 438,047          | 59,188,522                              |
| 一〇五年 2016                        | 122,307                          | 32,642,592                              | 378,661          | 47,306,906                              |
| 一〇六年 2017                        | 110,419                          | 30,290,486                              | 405,806          | 49,398,821                              |
| 一〇七年 2018                        | 116,589                          | 31,343,878                              | 418,546          | 51,023,249                              |
| 一〇八年 2019                        | 119,459                          | 30,213,941                              | 456,234          | 54,874,001                              |
| 一〇九年 2020                        | 117,363                          | 29,360,072                              | 474,579          | 56,836,518                              |
| 一一〇年 2021                        | 125,779                          | 31,341,434                              | 501,807          | 58,874,734                              |
| 十 月 Oct.                         | 8,952                            | 2,246,980                               | 43,050           | 4,985,113                               |
| 十一月 Nov.                         | 12,428                           | 2,585,659                               | 45,252           | 5,139,381                               |
| 十二月 Dec.                         | 13,275                           | 2,867,171                               | 51,546           | 6,085,698                               |
| <b>一一一年 2022</b>                 | <b>104,059</b>                   | <b>25,075,774</b>                       | <b>399,923</b>   | <b>46,733,820</b>                       |
| 一 月 Jan.                         | 9,390                            | 2,369,782                               | 48,334           | 5,467,257                               |
| 二 月 Feb.                         | 10,591                           | 2,335,348                               | 28,870           | 3,375,832                               |
| 三 月 Mar.                         | 12,110                           | 2,909,533                               | 47,763           | 5,493,597                               |
| 四 月 Apr.                         | 8,528                            | 2,250,897                               | 42,204           | 4,709,498                               |
| 五 月 May                          | 10,110                           | 2,845,037                               | 42,175           | 4,872,140                               |
| 六 月 June                         | 10,875                           | 2,459,666                               | 40,601           | 4,851,830                               |
| 七 月 July                         | 12,139                           | 2,722,477                               | 37,066           | 4,387,135                               |
| 八 月 Aug.                         | 8,436                            | 2,392,168                               | 39,869           | 4,506,953                               |
| 九 月 Sept.                        | 12,410                           | 2,745,745                               | 36,692           | 4,867,677                               |
| 十 月 Oct.                         | 9,470                            | 2,045,122                               | 36,349           | 4,201,902                               |
| 較上月增減(%)<br>VS. with Last Month  | -23.69                           | -25.52                                  | -0.93            | -13.68                                  |
| 較上年同月增減(%)<br>VS. with Last Year | 5.79                             | -8.98                                   | -15.57           | -15.71                                  |

資料來源：直轄市、縣(市)政府。  
說 明：贈與含夫妻贈與。

TABLE 25. REGISTRATION OF BUILDINGS' OWNERSHIP - BY MONTH

| 登 記<br>Registration of Ownership Transfer |   |                  |   |
|---|---|------------------|---|
| 買 賣<br>Transaction                        |   | 拍 賣<br>Auction   |   |
| 棟 數<br>Buildings                          | 面 積<br>(平方公尺)<br>Area (m <sup>2</sup> ) | 棟 數<br>Buildings | 面 積<br>(平方公尺)<br>Area (m <sup>2</sup> ) |
| 371,892                                   | 42,554,197                              | 8,093            | 1,483,598                               |
| 320,598                                   | 37,385,942                              | 5,922            | 982,035                                 |
| 292,550                                   | 35,482,762                              | 4,669            | 744,617                                 |
| 245,396                                   | 27,709,046                              | 4,630            | 928,111                                 |
| 266,086                                   | 29,102,064                              | 4,899            | 1,035,893                               |
| 277,967                                   | 30,415,630                              | 5,234            | 692,851                                 |
| 300,275                                   | 32,271,236                              | 5,117            | 822,884                                 |
| 326,589                                   | 34,848,406                              | 5,269            | 762,106                                 |
| 348,194                                   | 37,613,519                              | 4,248            | 554,571                                 |
| 30,160                                    | 3,116,747                               | 359              | 58,396                                  |
| 32,734                                    | 3,361,846                               | 444              | 69,932                                  |
| 36,421                                    | 4,035,500                               | 415              | 45,613                                  |
| <b>266,493</b>                            | <b>27,651,664</b>                       | <b>3,521</b>     | <b>451,818</b>                          |
| 31,875                                    | 3,309,081                               | 333              | 56,825                                  |
| 20,172                                    | 2,183,440                               | 270              | 29,795                                  |
| 32,729                                    | 3,473,748                               | 411              | 45,720                                  |
| 28,861                                    | 2,967,072                               | 307              | 39,018                                  |
| 29,594                                    | 3,107,066                               | 375              | 48,301                                  |
| 27,571                                    | 2,883,918                               | 353              | 46,017                                  |
| 24,229                                    | 2,532,509                               | 327              | 43,996                                  |
| 25,084                                    | 2,567,807                               | 519              | 46,687                                  |
| 23,816                                    | 2,343,443                               | 312              | 32,860                                  |
| 22,562                                    | 2,283,579                               | 314              | 62,600                                  |
| -5.27                                     | -2.55                                   | 0.64             | 90.50                                   |
| -25.19                                    | -26.73                                  | -12.53           | 7.20                                    |

Source : County and City Government.  
Note : Gift include Gift from Spouse.

表25. 辦理建物所有權登記—按月別分(續)

| 年 (月) 別<br>Year (Month)          | 移 轉 登 記            |   |                  |
|----------------------------------|--------------------|---|------------------|
|                                  | 繼 承<br>Inheritance | 贈 與                                     |                  |
|                                  | 棟 數<br>Buildings   | 面 積<br>(平方公尺)<br>Area (m <sup>2</sup> ) | 棟 數<br>Buildings |
| 一〇二年 2013                        | 44,143             | 5,500,893                               | 51,683           |
| 一〇三年 2014                        | 47,619             | 6,237,586                               | 55,317           |
| 一〇四年 2015                        | 49,950             | 6,488,640                               | 55,531           |
| 一〇五年 2016                        | 51,864             | 6,861,346                               | 41,716           |
| 一〇六年 2017                        | 53,521             | 7,400,541                               | 42,994           |
| 一〇七年 2018                        | 56,315             | 7,724,919                               | 43,025           |
| 一〇八年 2019                        | 57,677             | 7,797,838                               | 43,956           |
| 一〇九年 2020                        | 59,109             | 8,261,551                               | 43,759           |
| 一一〇年 2021                        | 62,850             | 8,709,334                               | 44,666           |
| 十 月 Oct.                         | 5,093              | 740,882                                 | 3,356            |
| 十一 月 Nov.                        | 5,366              | 740,347                                 | 3,985            |
| 十二 月 Dec.                        | 5,847              | 814,871                                 | 4,702            |
| <b>一一一年 2022</b>                 | <b>57,579</b>      | <b>7,978,189</b>                        | <b>41,106</b>    |
| 一 月 Jan.                         | 5,296              | 718,290                                 | 7,099            |
| 二 月 Feb.                         | 3,263              | 454,874                                 | 3,403            |
| 三 月 Mar.                         | 6,393              | 888,332                                 | 4,979            |
| 四 月 Apr.                         | 5,415              | 736,311                                 | 3,768            |
| 五 月 May                          | 5,679              | 779,527                                 | 3,865            |
| 六 月 June                         | 5,763              | 806,826                                 | 3,493            |
| 七 月 July                         | 6,181              | 868,028                                 | 3,601            |
| 八 月 Aug.                         | 6,988              | 942,025                                 | 3,891            |
| 九 月 Sept.                        | 6,265              | 890,495                                 | 3,430            |
| 十 月 Oct.                         | 6,336              | 893,482                                 | 3,577            |
| 較上月增減(%)<br>VS. with Last Month  | 1.13               | 0.34                                    | 4.29             |
| 較上年同月增減(%)<br>VS. with Last Year | 24.41              | 20.60                                   | 6.59             |

TABLE 25. REGISTRATION OF BUILDINGS' OWNERSHIP - BY MONTH(CONT.)

| Registration of Ownership Transfer      |                  |   |        |
|---|------------------|---|--------|
| Gift                                    | 其 他              |   | Others |
| 面 積<br>(平方公尺)<br>Area (m <sup>2</sup> ) | 棟 數<br>Buildings | 面 積<br>(平方公尺)<br>Area (m <sup>2</sup> ) |        |
| 5,860,261                               | 27,817           | 6,036,496                               |        |
| 6,086,637                               | 28,455           | 7,206,879                               |        |
| 6,239,814                               | 35,347           | 10,232,688                              |        |
| 4,886,747                               | 35,055           | 6,921,656                               |        |
| 5,049,066                               | 38,306           | 6,811,258                               |        |
| 4,970,974                               | 36,005           | 7,218,875                               |        |
| 5,017,559                               | 49,209           | 8,964,484                               |        |
| 5,079,621                               | 39,853           | 7,884,833                               |        |
| 5,205,563                               | 41,849           | 6,791,746                               |        |
| 382,002                                 | 4,082            | 687,086                                 |        |
| 448,200                                 | 2,723            | 519,057                                 |        |
| 522,947                                 | 4,161            | 666,768                                 |        |
| <b>4,813,147</b>                        | <b>31,224</b>    | <b>5,839,002</b>                        |        |
| 839,241                                 | 3,731            | 543,821                                 |        |
| 401,299                                 | 1,762            | 306,424                                 |        |
| 589,467                                 | 3,251            | 496,331                                 |        |
| 413,077                                 | 3,853            | 554,020                                 |        |
| 444,776                                 | 2,662            | 492,468                                 |        |
| 424,661                                 | 3,421            | 690,409                                 |        |
| 405,974                                 | 2,728            | 536,628                                 |        |
| 459,836                                 | 3,387            | 490,598                                 |        |
| 438,531                                 | 2,869            | 1,162,348                               |        |
| 396,284                                 | 3,560            | 565,956                                 |        |
| -9.63                                   | 24.09            | -51.31                                  |        |
| 3.74                                    | -12.79           | -17.63                                  |        |

表26. 辦理建物所有權登記－按區域別分

| 區 域 別<br>Locality     | 所有權第一次登記<br>Initial Registration |   | 移 轉<br>合 計 Total |   |
|-----------------------|----------------------------------|---|------------------|---|
|                       | 棟 數<br>Buildings                 | 面 積<br>(平方公尺)<br>Area (m <sup>2</sup> ) | 棟 數<br>Buildings | 面 積<br>(平方公尺)<br>Area (m <sup>2</sup> ) |
|                       |                                  |   |                  |   |
| 一〇一一年十月<br>Oct., 2022 | 9,470                            | 2,045,122                               | 36,349           | 4,201,902                               |
| 新 北 市 New Taipei City | 1,611                            | 232,737                                 | 6,981            | 614,698                                 |
| 臺 北 市 Taipei City     | 528                              | 64,842                                  | 4,388            | 351,687                                 |
| 桃 園 市 Taoyuan City    | 1,343                            | 293,855                                 | 4,315            | 523,221                                 |
| 臺 中 市 Taichung City   | 1,647                            | 259,646                                 | 5,517            | 584,059                                 |
| 臺 南 市 Tainan City     | 521                              | 179,160                                 | 2,539            | 426,848                                 |
| 高 雄 市 Kaohsiung City  | 1,110                            | 229,647                                 | 4,193            | 479,131                                 |
| 臺 灣 省 Taiwan Prov.    | 2,676                            | 780,823                                 | 8,345            | 1,212,441                               |
| 宜蘭縣 Yilan C.          | 217                              | 41,659                                  | 869              | 106,637                                 |
| 新竹縣 Hsinchu C.        | 229                              | 77,196                                  | 1,152            | 148,572                                 |
| 苗栗縣 Miaoli C.         | 311                              | 119,140                                 | 606              | 96,409                                  |
| 彰化縣 Changhua C.       | 564                              | 143,721                                 | 1,118            | 212,092                                 |
| 南投縣 Nantou C.         | 101                              | 46,559                                  | 452              | 72,461                                  |
| 雲林縣 Yunlin C.         | 530                              | 108,442                                 | 507              | 98,288                                  |
| 嘉義縣 Chiayi C.         | 103                              | 78,458                                  | 430              | 64,010                                  |
| 屏東縣 Pingtung C.       | 215                              | 76,434                                  | 757              | 117,830                                 |
| 臺東縣 Taitung C.        | 35                               | 10,653                                  | 213              | 31,707                                  |
| 花蓮縣 Hualien C.        | 56                               | 18,600                                  | 343              | 40,429                                  |
| 澎湖縣 Penghu C.         | 41                               | 9,997                                   | 102              | 11,850                                  |
| 基隆市 Keelung City      | 38                               | 12,476                                  | 655              | 58,910                                  |
| 新竹市 Hsinchu City      | 179                              | 25,314                                  | 767              | 99,047                                  |
| 嘉義市 Chiayi City       | 57                               | 12,173                                  | 374              | 54,197                                  |
| 福 建 省 Fuchien Prov.   | 34                               | 4,414                                   | 71               | 9,816                                   |
| 金門縣 Kinmen C.         | 32                               | 4,030                                   | 70               | 9,704                                   |
| 連江縣 Lienchiang C.     | 2                                | 384                                     | 1                | 112                                     |

資料來源：直轄市、縣(市)政府。

TABLE 26. REGISTRATION OF BUILDINGS' OWNERSHIP - BY LOCALITY

| 登 記<br>Registration of Ownership Transfer |   |                  |   |
|---|---|------------------|---|
| 買 賣<br>Transaction                        |   | 拍 賣<br>Auction   |   |
| 棟 數<br>Buildings                          | 面 積<br>(平方公尺)<br>Area (m <sup>2</sup> ) | 棟 數<br>Buildings | 面 積<br>(平方公尺)<br>Area (m <sup>2</sup> ) |
| 22,562                                    | 2,283,579                               | 314              | 62,600                                  |
| 3,851                                     | 322,947                                 | 51               | 3,927                                   |
| 1,926                                     | 143,617                                 | 36               | 2,979                                   |
| 3,066                                     | 316,426                                 | 29               | 2,927                                   |
| 4,069                                     | 352,597                                 | 26               | 3,438                                   |
| 1,621                                     | 211,963                                 | 30               | 9,766                                   |
| 2,563                                     | 248,688                                 | 48               | 28,038                                  |
| 5,416                                     | 682,440                                 | 94               | 11,524                                  |
| 577                                       | 62,003                                  | 12               | 1,202                                   |
| 961                                       | 93,254                                  | 9                | 1,254                                   |
| 369                                       | 48,731                                  | 9                | 1,481                                   |
| 658                                       | 91,783                                  | 7                | 736                                     |
| 266                                       | 39,569                                  | 3                | 339                                     |
| 317                                       | 65,606                                  | 10               | 1,542                                   |
| 235                                       | 29,357                                  | 12               | 1,586                                   |
| 448                                       | 61,741                                  | 7                | 1,016                                   |
| 119                                       | 16,868                                  | 3                | 224                                     |
| 224                                       | 25,153                                  | 5                | 492                                     |
| 41  | 4,772                                   | 1                | 221                                     |
| 414                                       | 32,162                                  | 8                | 728                                     |
| 562                                       | 78,273                                  | 4                | 456                                     |
| 225                                       | 33,168                                  | 4                | 247                                     |
| 50  | 4,901                                   | —                | —                                       |
| 50  | 4,901                                   | —                | —                                       |
| —   | —                                       | —                | —                                       |

Source : County and City Government.



表26. 辦理建物所有權登記－按區域別分(續)

| 區 域 別<br>Locality     | 移 轉 登 記          |   |                  |
|-----------------------|------------------|---|------------------|
|                       | 繼 承              | Inheritance                             | 贈 與              |
|                       | 棟 數<br>Buildings | 面 積<br>(平方公尺)<br>Area (m <sup>2</sup> ) | 棟 數<br>Buildings |
| 一一年十月<br>Oct., 2022   | 6,336            | 893,482                                 | 3,577            |
| 新 北 市 New Taipei City | 1,194            | 132,075                                 | 625              |
| 臺 北 市 Taipei City     | 1,224            | 115,629                                 | 524              |
| 桃 園 市 Taoyuan City    | 447              | 68,132                                  | 351              |
| 臺 中 市 Taichung City   | 673              | 109,615                                 | 457              |
| 臺 南 市 Tainan City     | 492              | 115,139                                 | 276              |
| 高 雄 市 Kaohsiung City  | 749              | 101,693                                 | 398              |
| 臺 灣 省 Taiwan Prov.    | 1,548            | 247,539                                 | 937              |
| 宜蘭縣 Yilan C.          | 139              | 25,665                                  | 69               |
| 新竹縣 Hsinchu C.        | 85               | 15,352                                  | 67               |
| 苗栗縣 Miaoli C.         | 144              | 24,206                                  | 64               |
| 彰化縣 Changhua C.       | 229              | 40,158                                  | 139              |
| 南投縣 Nantou C.         | 102              | 16,197                                  | 61               |
| 雲林縣 Yunlin C.         | 113              | 20,543                                  | 62               |
| 嘉義縣 Chiayi C.         | 102              | 19,416                                  | 69               |
| 屏東縣 Pingtung C.       | 161              | 28,207                                  | 109              |
| 臺東縣 Taitung C.        | 45               | 7,546                                   | 38               |
| 花蓮縣 Hualien C.        | 67               | 8,409                                   | 40               |
| 澎湖縣 Penghu C.         | 45               | 4,170                                   | 14               |
| 基隆市 Keelung City      | 135              | 14,363                                  | 74               |
| 新竹市 Hsinchu City      | 97               | 10,258                                  | 74               |
| 嘉義市 Chiayi City       | 84               | 13,048                                  | 57               |
| 福 建 省 Fuchien Prov.   | 9                | 3,662                                   | 9                |
| 金門縣 Kinmen C.         | 8                | 3,550                                   | 9                |
| 連江縣 Lienchiang C.     | 1                | 112                                     | —                |

TABLE 26. REGISTRATION OF BUILDINGS' OWNERSHIP - BY LOCALITY(CONT.)

| Registration of Ownership Transfer      |                  |   |
|---|------------------|---|
| Gift                                    | 其 他              | Others                                  |
| 面 積<br>(平方公尺)<br>Area (m <sup>2</sup> ) | 棟 數<br>Buildings | 面 積<br>(平方公尺)<br>Area (m <sup>2</sup> ) |
| 396,284                                 | 3,560            | 565,956                                 |
| 51,391                                  | 1,260            | 104,357                                 |
| 38,632                                  | 678              | 50,830                                  |
| 34,859                                  | 422              | 100,877                                 |
| 55,821                                  | 292              | 62,588                                  |
| 39,332                                  | 120              | 50,648                                  |
| 41,600                                  | 435              | 59,112                                  |
| 133,642                                 | 350              | 137,296                                 |
| 8,144                                   | 72               | 9,624                                   |
| 8,704                                   | 30               | 30,008                                  |
| 11,509                                  | 20               | 10,481                                  |
| 20,692                                  | 85               | 58,724                                  |
| 8,949                                   | 20               | 7,407                                   |
| 10,124                                  | 5                | 474                                     |
| 11,664                                  | 12               | 1,987                                   |
| 21,102                                  | 32               | 5,764                                   |
| 4,253                                   | 8                | 2,815                                   |
| 5,221                                   | 7                | 1,154                                   |
| 1,825                                   | 1                | 862                                     |
| 5,331                                   | 24               | 6,325                                   |
| 8,821                                   | 30               | 1,238                                   |
| 7,302                                   | 4                | 432                                     |
| 1,007                                   | 3                | 247                                     |
| 1,007                                   | 3                | 247                                     |
| —                                       | —                | —                                       |

表27. 辦理建物他項權利登記－按月別分

TABLE 27. REGISTRATION OF OTHER RIGHTS IN BUILDINGS  
- BY MONTH

| 年 (月) 別<br>Year (Month)          | 總 計<br>Grand Total |   | 抵<br>Creation    |   |                  |   |
|----------------------------------|--------------------|---|------------------|---|------------------|---|
|                                  |                    |   | 合 計<br>Total     |   | 設 定<br>Creation  |   |
|                                  | 棟 數<br>Buildings   | 面 積<br>(平方公尺)<br>Area (m <sup>2</sup> ) | 棟 數<br>Buildings | 面 積<br>(平方公尺)<br>Area (m <sup>2</sup> ) | 棟 數<br>Buildings | 面 積<br>(平方公尺)<br>Area (m <sup>2</sup> ) |
| 一〇二年 2013                        | 1,126,658          | 165,834,927                             | 1,126,622        | 165,831,436                             | 554,774          | 77,016,186                              |
| 一〇三年 2014                        | 1,120,365          | 173,388,039                             | 1,120,361        | 173,387,816                             | 538,952          | 76,860,981                              |
| 一〇四年 2015                        | 1,051,595          | 227,400,523                             | 1,051,594        | 227,400,402                             | 506,222          | 83,139,267                              |
| 一〇五年 2016                        | 1,031,160          | 165,664,101                             | 1,031,159        | 165,664,074                             | 514,834          | 77,509,581                              |
| 一〇六年 2017                        | 1,060,117          | 158,682,848                             | 1,060,115        | 158,682,545                             | 547,294          | 74,787,610                              |
| 一〇七年 2018                        | 1,131,387          | 174,566,727                             | 1,131,381        | 174,566,507                             | 565,843          | 80,509,888                              |
| 一〇八年 2019                        | 1,105,479          | 176,844,811                             | 1,105,475        | 176,844,325                             | 587,800          | 84,443,572                              |
| 一〇九年 2020                        | 1,138,981          | 182,170,688                             | 1,138,975        | 182,170,131                             | 623,353          | 89,861,967                              |
| 一一〇年 2021                        | 1,118,503          | 170,025,375                             | 1,118,498        | 170,025,235                             | 619,675          | 82,342,659                              |
| 十 月 Oct.                         | 94,934             | 14,246,323                              | 94,932           | 14,246,297                              | 53,169           | 7,149,373                               |
| 十一月 Nov.                         | 101,654            | 15,705,946                              | 101,654          | 15,705,946                              | 56,298           | 7,413,481                               |
| 十二月 Dec.                         | 109,214            | 16,571,599                              | 109,214          | 16,571,599                              | 61,026           | 8,241,791                               |
| <b>一一一年 2022</b>                 | <b>935,064</b>     | <b>157,226,408</b>                      | <b>935,063</b>   | <b>157,226,351</b>                      | <b>522,093</b>   | <b>82,549,306</b>                       |
| 一 月 Jan.                         | 104,526            | 16,155,063                              | 104,526          | 16,155,063                              | 58,023           | 7,949,885                               |
| 二 月 Feb.                         | 62,386             | 12,532,359                              | 62,386           | 12,532,359                              | 35,202           | 5,756,270                               |
| 三 月 Mar.                         | 111,002            | 15,886,492                              | 111,002          | 15,886,492                              | 62,128           | 7,655,971                               |
| 四 月 Apr.                         | 96,035             | 14,100,222                              | 96,035           | 14,100,222                              | 54,588           | 6,583,054                               |
| 五 月 May                          | 101,215            | 15,079,698                              | 101,214          | 15,079,640                              | 57,502           | 7,628,557                               |
| 六 月 June                         | 96,267             | 16,284,815                              | 96,267           | 16,284,815                              | 53,644           | 7,279,614                               |
| 七 月 July                         | 92,942             | 13,836,837                              | 92,942           | 13,836,837                              | 50,475           | 6,547,709                               |
| 八 月 Aug.                         | 96,905             | 13,593,085                              | 96,905           | 13,593,085                              | 53,625           | 6,676,666                               |
| 九 月 Sept.                        | 87,841             | 26,846,890                              | 87,841           | 26,846,890                              | 48,442           | 20,059,798                              |
| 十 月 Oct.                         | 85,945             | 12,910,949                              | 85,945           | 12,910,949                              | 48,464           | 6,411,782                               |
| 較上月增減(%)<br>VS. with Last Month  | -2.16              | -51.91                                  | -2.16            | -51.91                                  | 0.05             | -68.04                                  |
| 較上年同月增減(%)<br>VS. with Last Year | -9.47              | -9.37                                   | -9.47            | -9.37                                   | -8.85            | -10.32                                  |

資料來源：直轄市、縣(市)政府。

| 押 權<br>Mortgage Rights |   |                  |   |                     |   | 其他權利<br>Others   |   |
|------------------------|---|------------------|---|---------------------|---|------------------|---|
| 移 轉<br>Transfer        |   | 變 更<br>Change    |   | 塗 銷<br>Cancellation |   |                  |   |
| 棟 數<br>Buildings       | 面 積<br>(平方公尺)<br>Area (m <sup>2</sup> ) | 棟 數<br>Buildings | 面 積<br>(平方公尺)<br>Area (m <sup>2</sup> ) | 棟 數<br>Buildings    | 面 積<br>(平方公尺)<br>Area (m <sup>2</sup> ) | 棟 數<br>Buildings | 面 積<br>(平方公尺)<br>Area (m <sup>2</sup> ) |
| 18,751                 | 2,655,039                               | 74,974           | 21,017,236                              | 478,123             | 65,142,975                              | 36               | 3,491                                   |
| 9,458                  | 1,734,006                               | 127,611          | 31,445,226                              | 444,340             | 63,347,603                              | 4                | 223                                     |
| 2,383                  | 1,336,981                               | 145,804          | 34,260,999                              | 397,185             | 108,663,155                             | 1                | 120                                     |
| 3,026                  | 806,745                                 | 129,045          | 27,274,381                              | 384,254             | 60,073,368                              | 1                | 27                                      |
| 3,251                  | 469,787                                 | 121,303          | 26,512,514                              | 388,267             | 56,912,634                              | 2                | 303                                     |
| 57,389                 | 7,325,838                               | 112,095          | 27,247,219                              | 396,054             | 59,483,562                              | 6                | 220                                     |
| 3,661                  | 616,075                                 | 102,952          | 26,895,799                              | 411,062             | 64,888,878                              | 4                | 487                                     |
| 2,370                  | 466,532                                 | 78,892           | 24,784,509                              | 434,360             | 67,057,124                              | 6                | 557                                     |
| 1,276                  | 417,832                                 | 72,288           | 24,718,896                              | 425,259             | 62,545,848                              | 5                | 140                                     |
| 83                     | 18,917                                  | 5,461            | 2,058,079                               | 36,219              | 5,019,929                               | 2                | 26                                      |
| 99                     | 29,686                                  | 6,187            | 2,680,337                               | 39,070              | 5,582,442                               | —                | —                                       |
| 85                     | 14,655                                  | 6,886            | 2,353,004                               | 41,217              | 5,962,148                               | —                | —                                       |
| <b>1,127</b>           | <b>234,964</b>                          | <b>53,111</b>    | <b>20,214,132</b>                       | <b>358,732</b>      | <b>54,227,948</b>                       | <b>1</b>         | <b>57</b>                               |
| 87                     | 13,145                                  | 6,405            | 2,604,114                               | 40,011              | 5,587,919                               | —                | —                                       |
| 84                     | 7,241                                   | 3,013            | 1,399,634                               | 24,087              | 5,369,214                               | —                | —                                       |
| 107                    | 18,356                                  | 6,153            | 2,011,941                               | 42,614              | 6,200,223                               | —                | —                                       |
| 100                    | 16,692                                  | 5,158            | 1,985,722                               | 36,189              | 5,514,754                               | —                | —                                       |
| 71                     | 12,294                                  | 5,588            | 1,967,207                               | 38,053              | 5,471,583                               | 1                | 57                                      |
| 158                    | 61,253                                  | 5,468            | 2,765,677                               | 36,997              | 6,178,271                               | —                | —                                       |
| 220                    | 42,689                                  | 5,548            | 1,700,520                               | 36,699              | 5,545,919                               | —                | —                                       |
| 141                    | 18,604                                  | 5,944            | 1,805,728                               | 37,195              | 5,092,088                               | —                | —                                       |
| 73                     | 16,897                                  | 4,798            | 1,868,269                               | 34,528              | 4,901,926                               | —                | —                                       |
| 86                     | 27,795                                  | 5,036            | 2,105,320                               | 32,359              | 4,366,052                               | —                | —                                       |
| 17.81                  | 64.50                                   | 4.96             | 12.69                                   | -6.28               | -10.93                                  | --               | --                                      |
| 3.61                   | 46.93                                   | -7.78            | 2.30                                    | -10.66              | -13.03                                  | -100.00          | -100.00                                 |

Source : County and City Government.

表28. 辦理建物他項權利登記—按區域別分

| 區 域 別<br>Locality     | 總 計<br>Grand Total |   | 抵<br>Creation    |   |                  |   |
|-----------------------|--------------------|---|------------------|---|------------------|---|
|                       | 棟 數<br>Buildings   | 面 積<br>(平方公尺)<br>Area (m <sup>2</sup> ) | 合 計<br>Total     |   | 設 定<br>Creation  |   |
|                       |                    |   | 棟 數<br>Buildings | 面 積<br>(平方公尺)<br>Area (m <sup>2</sup> ) | 棟 數<br>Buildings | 面 積<br>(平方公尺)<br>Area (m <sup>2</sup> ) |
| 一一一年十月<br>Oct., 2022  | 85,945             | 12,910,949                              | 85,945           | 12,910,949                              | 48,464           | 6,411,782                               |
| 新 北 市 New Taipei City | 16,519             | 1,518,303                               | 16,519           | 1,518,303                               | 9,036            | 761,916                                 |
| 臺 北 市 Taipei City     | 8,588              | 761,926                                 | 8,588            | 761,926                                 | 4,646            | 375,655                                 |
| 桃 園 市 Taoyuan City    | 10,849             | 1,677,088                               | 10,849           | 1,677,088                               | 6,144            | 749,719                                 |
| 臺 中 市 Taichung City   | 12,883             | 1,884,424                               | 12,883           | 1,884,424                               | 7,823            | 891,420                                 |
| 臺 南 市 Tainan City     | 6,670              | 1,584,669                               | 6,670            | 1,584,669                               | 3,771            | 911,807                                 |
| 高 雄 市 Kaohsiung City  | 11,000             | 1,477,082                               | 11,000           | 1,477,082                               | 6,209            | 800,574                                 |
| 臺 灣 省 Taiwan Prov.    | 19,266             | 3,989,149                               | 19,266           | 3,989,149                               | 10,766           | 1,910,537                               |
| 宜蘭縣 Yilan C.          | 1,849              | 247,502                                 | 1,849            | 247,502                                 | 904              | 119,534                                 |
| 新竹縣 Hsinchu C.        | 3,149              | 771,124                                 | 3,149            | 771,124                                 | 2,033            | 517,580                                 |
| 苗栗縣 Miaoli C.         | 1,318              | 476,045                                 | 1,318            | 476,045                                 | 710              | 96,552                                  |
| 彰化縣 Changhua C.       | 2,486              | 671,350                                 | 2,486            | 671,350                                 | 1,364            | 290,440                                 |
| 南投縣 Nantou C.         | 1,012              | 236,818                                 | 1,012            | 236,818                                 | 513              | 96,570                                  |
| 雲林縣 Yunlin C.         | 986                | 357,114                                 | 986              | 357,114                                 | 552              | 176,079                                 |
| 嘉義縣 Chiayi C.         | 791                | 145,609                                 | 791              | 145,609                                 | 449              | 77,564                                  |
| 屏東縣 Pingtung C.       | 1,808              | 399,775                                 | 1,808            | 399,775                                 | 993              | 194,301                                 |
| 臺東縣 Taitung C.        | 392                | 92,452                                  | 392              | 92,452                                  | 216              | 34,808                                  |
| 花蓮縣 Hualien C.        | 776                | 107,201                                 | 776              | 107,201                                 | 390              | 49,040                                  |
| 澎湖縣 Penghu C.         | 154                | 30,678                                  | 154              | 30,678                                  | 97               | 17,951                                  |
| 基隆市 Keelung City      | 1,633              | 138,954                                 | 1,633            | 138,954                                 | 922              | 77,061                                  |
| 新竹市 Hsinchu City      | 2,158              | 203,621                                 | 2,158            | 203,621                                 | 1,234            | 105,776                                 |
| 嘉義市 Chiayi City       | 754                | 110,907                                 | 754              | 110,907                                 | 389              | 57,281                                  |
| 福 建 省 Fuchien Prov.   | 170                | 18,308                                  | 170              | 18,308                                  | 69               | 10,155                                  |
| 金門縣 Kinmen C.         | 170                | 18,308                                  | 170              | 18,308                                  | 69               | 10,155                                  |
| 連江縣 Lienchiang C.     | —                  | —                                       | —                | —                                       | —                | —                                       |

資料來源：直轄市、縣(市)政府。

TABLE 28. REGISTRATION OF OTHER RIGHTS IN BUILDINGS  
- BY LOCALITY

| 押 權<br>Mortgage Rights |   |                  |   |                     |   | 其他權利<br>Others   |   |
|------------------------|---|------------------|---|---------------------|---|------------------|---|
| 移 轉<br>Transfer        |   | 變 更<br>Change    |   | 塗 銷<br>Cancellation |   |                  |   |
| 棟 數<br>Buildings       | 面 積<br>(平方公尺)<br>Area (m <sup>2</sup> ) | 棟 數<br>Buildings | 面 積<br>(平方公尺)<br>Area (m <sup>2</sup> ) | 棟 數<br>Buildings    | 面 積<br>(平方公尺)<br>Area (m <sup>2</sup> ) | 棟 數<br>Buildings | 面 積<br>(平方公尺)<br>Area (m <sup>2</sup> ) |
| 86                     | 27,795                                  | 5,036            | 2,105,320                               | 32,359              | 4,366,052                               | —                | —                                       |
| 39                     | 2,637                                   | 788              | 87,838                                  | 6,656               | 665,912                                 | —                | —                                       |
| 12                     | 910                                     | 121              | 12,567                                  | 3,809               | 372,794                                 | —                | —                                       |
| 7                      | 1,478                                   | 709              | 279,062                                 | 3,989               | 646,829                                 | —                | —                                       |
| 4                      | 16,867                                  | 667              | 383,712                                 | 4,389               | 592,424                                 | —                | —                                       |
| 3                      | 407                                     | 272              | 254,583                                 | 2,624               | 417,873                                 | —                | —                                       |
| 11                     | 3,790                                   | 1,072            | 168,008                                 | 3,708               | 504,709                                 | —                | —                                       |
| 10                     | 1,705                                   | 1,344            | 916,841                                 | 7,146               | 1,160,067                               | —                | —                                       |
| 1                      | 43                                      | 320              | 41,400                                  | 624                 | 86,525                                  | —                | —                                       |
| —                      | —                                       | 109              | 125,762                                 | 1,007               | 127,783                                 | —                | —                                       |
| 2                      | 650                                     | 57               | 284,645                                 | 549                 | 94,197                                  | —                | —                                       |
| —                      | —                                       | 258              | 217,514                                 | 864                 | 163,397                                 | —                | —                                       |
| —                      | —                                       | 65               | 35,057                                  | 434                 | 105,191                                 | —                | —                                       |
| —                      | —                                       | 50               | 39,544                                  | 384                 | 141,491                                 | —                | —                                       |
| —                      | —                                       | 33               | 16,527                                  | 309                 | 51,518                                  | —                | —                                       |
| —                      | —                                       | 143              | 66,618                                  | 672                 | 138,857                                 | —                | —                                       |
| —                      | —                                       | 35               | 32,839                                  | 141                 | 24,805                                  | —                | —                                       |
| 1                      | 57                                      | 72               | 11,907                                  | 313                 | 46,197                                  | —                | —                                       |
| 1                      | 26                                      | 7                | 3,682                                   | 49                  | 9,019                                   | —                | —                                       |
| 3                      | 363                                     | 44               | 9,135                                   | 664                 | 52,395                                  | —                | —                                       |
| 2                      | 567                                     | 89               | 16,704                                  | 833                 | 80,575                                  | —                | —                                       |
| —                      | —                                       | 62               | 15,508                                  | 303                 | 38,118                                  | —                | —                                       |
| —                      | —                                       | 63               | 2,709                                   | 38                  | 5,444                                   | —                | —                                       |
| —                      | —                                       | 63               | 2,709                                   | 38                  | 5,444                                   | —                | —                                       |
| —                      | —                                       | —                | —                                       | —                   | —                                       | —                | —                                       |

Source : County and City Government.

表29. 測量案件統計

| 年 (月) 別<br>Year (Month)          | 合 計<br>Total   |                               |   | 土地複丈<br>Land Revision Survey |                |   |
|----------------------------------|----------------|-------------------------------|---|------------------------------|----------------|---|
|                                  | 件數<br>Cases    | 筆(棟)數<br>Plots /<br>Buildings | 面積<br>(平方公尺)<br>Area<br>(m <sup>2</sup> ) | 件數<br>Cases                  | 筆數<br>Plots    | 面積<br>(平方公尺)<br>Area<br>(m <sup>2</sup> ) |
| 一〇二年 2013                        | 478,233        | 813,474                       | 1,522,949,412                             | 304,404                      | 589,778        | 1,258,405,277                             |
| 一〇三年 2014                        | 466,020        | 822,049                       | 1,658,561,688                             | 292,401                      | 580,304        | 1,287,099,905                             |
| 一〇四年 2015                        | 452,619        | 785,344                       | 1,814,984,406                             | 261,682                      | 537,894        | 1,181,923,950                             |
| 一〇五年 2016                        | 410,853        | 696,385                       | 1,503,683,015                             | 239,155                      | 483,799        | 1,144,918,710                             |
| 一〇六年 2017                        | 417,367        | 696,792                       | 1,397,243,715                             | 243,588                      | 490,074        | 1,094,085,045                             |
| 一〇七年 2018                        | 418,879        | 740,356                       | 1,601,606,474                             | 237,014                      | 488,919        | 1,118,131,716                             |
| 一〇八年 2019                        | 421,252        | 714,451                       | 1,464,356,967                             | 244,303                      | 494,958        | 1,122,951,902                             |
| 一〇九年 2020                        | 439,860        | 749,167                       | 1,477,758,672                             | 258,043                      | 527,507        | 1,179,525,709                             |
| 一一〇年 2021                        | 440,758        | 766,114                       | 1,598,759,755                             | 252,127                      | 536,958        | 1,214,537,792                             |
| 十月 Oct.                          | 38,459         | 63,707                        | 146,742,558                               | 21,735                       | 45,744         | 101,224,580                               |
| 十一月 Nov.                         | 40,867         | 74,726                        | 125,941,520                               | 24,427                       | 55,323         | 99,846,515                                |
| 十二月 Dec.                         | 41,979         | 72,366                        | 137,643,932                               | 23,161                       | 50,325         | 104,370,912                               |
| <b>一一一年 2022</b>                 | <b>367,315</b> | <b>618,373</b>                | <b>1,327,372,131</b>                      | <b>204,645</b>               | <b>433,611</b> | <b>948,854,067</b>                        |
| 一月 Jan.                          | 40,578         | 67,833                        | 121,949,353                               | 20,240                       | 44,038         | 86,991,699                                |
| 二月 Feb.                          | 27,921         | 46,749                        | 73,199,015                                | 15,661                       | 33,027         | 61,999,354                                |
| 三月 Mar.                          | 43,663         | 74,606                        | 159,606,809                               | 25,909                       | 53,479         | 136,098,307                               |
| 四月 Apr.                          | 37,008         | 61,507                        | 123,886,047                               | 21,461                       | 44,791         | 100,800,495                               |
| 五月 May                           | 35,954         | 61,632                        | 122,349,708                               | 21,417                       | 45,870         | 101,519,289                               |
| 六月 June                          | 35,346         | 59,306                        | 127,066,869                               | 20,274                       | 42,548         | 95,825,795                                |
| 七月 July                          | 37,442         | 61,961                        | 119,419,346                               | 20,166                       | 42,557         | 89,890,047                                |
| 八月 Aug.                          | 36,751         | 64,274                        | 155,818,035                               | 21,392                       | 46,045         | 87,240,945                                |
| 九月 Sept.                         | 36,693         | 59,592                        | 199,409,191                               | 19,206                       | 40,197         | 94,915,129                                |
| 十月 Oct.                          | 35,959         | 60,913                        | 124,667,757                               | 18,919                       | 41,059         | 93,573,006                                |
| 較上月增減(%)<br>VS. with Last Month  | -2.00          | 2.22                          | -37.48                                    | -1.49                        | 2.14           | -1.41                                     |
| 較上年同月增減(%)<br>VS. with Last Year | -6.50          | -4.39                         | -15.04                                    | -12.96                       | -10.24         | -7.56                                     |

資料來源：直轄市、縣(市)政府。  
 說明：1. 土地複丈包括分割、合併、雜界、法院囑託及其他。  
 2. 建物測量包括一般案件、建物門牌基地號勘查、建物滅失及法院囑託。  
 3. 核發謄本數包括地籍圖及建物測量成果圖。  
 4. 自106年1月1日起正式廢除地目等則制度，並停止辦理地目變更登記。

TABLE 29. LAND SURVEY CASES

| 建物測量<br>Building Survey |                 |   | 地目變更<br>Changes in Land Category |             |   | 核發謄本<br>Maps Issued |                               |                  |
|-------------------------|-----------------|---|----------------------------------|-------------|---|---------------------|-------------------------------|------------------|
| 件數<br>Cases             | 棟數<br>Buildings | 面積<br>(平方公尺)<br>Area<br>(m <sup>2</sup> ) | 件數<br>Cases                      | 筆數<br>Plots | 面積<br>(平方公尺)<br>Area<br>(m <sup>2</sup> ) | 件數<br>Cases         | 筆(棟)數<br>Plots /<br>Buildings | 張數<br>Sheets     |
| 172,242                 | 219,379         | 263,546,512                               | 1,587                            | 4,317       | 997,624                                   | 2,016,907           | 7,151,975                     | 2,989,784        |
| 171,359                 | 237,378         | 369,575,154                               | 2,260                            | 4,367       | 1,886,629                                 | 1,827,901           | 8,878,420                     | 2,714,743        |
| 189,006                 | 242,623         | 631,914,534                               | 1,931                            | 4,827       | 1,145,922                                 | 1,598,132           | 4,488,314                     | 2,372,136        |
| 170,376                 | 209,694         | 357,413,069                               | 1,322                            | 2,892       | 1,351,236                                 | 1,454,584           | 3,400,137                     | 2,083,856        |
| 173,746                 | 206,678         | 303,140,763                               | 33                               | 40          | 17,908                                    | 1,421,039           | 3,253,026                     | 2,045,619        |
| 181,865                 | 251,437         | 483,474,758                               | —                                | —           | —   | 1,352,224           | 2,898,798                     | 1,966,309        |
| 176,949                 | 219,493         | 341,405,065                               | —                                | —           | —   | 1,282,132           | 2,746,863                     | 1,918,088        |
| 181,817                 | 221,660         | 298,232,963                               | —                                | —           | —   | 1,327,437           | 2,638,741                     | 1,950,249        |
| 188,631                 | 229,156         | 384,221,963                               | —                                | —           | —   | 1,181,820           | 2,345,543                     | 1,758,592        |
| 16,724                  | 17,963          | 45,517,978                                | —                                | —           | —   | 101,808             | 204,414                       | 144,046          |
| 16,440                  | 19,403          | 26,095,005                                | —                                | —           | —   | 104,468             | 203,838                       | 154,328          |
| 18,818                  | 22,041          | 33,273,020                                | —                                | —           | —   | 100,868             | 205,856                       | 148,833          |
| <b>162,670</b>          | <b>184,762</b>  | <b>378,518,065</b>                        | <b>—</b>                         | <b>—</b>    | <b>—</b>                                  | <b>913,736</b>      | <b>1,790,567</b>              | <b>1,348,403</b> |
| 20,338                  | 23,795          | 34,957,654                                | —                                | —           | —   | 90,888              | 178,664                       | 135,949          |
| 12,260                  | 13,722          | 11,199,661                                | —                                | —           | —   | 74,753              | 138,093                       | 110,398          |
| 17,754                  | 21,127          | 23,508,502                                | —                                | —           | —   | 125,682             | 247,585                       | 182,398          |
| 15,547                  | 16,716          | 23,085,552                                | —                                | —           | —   | 93,208              | 173,528                       | 135,883          |
| 14,537                  | 15,762          | 20,830,419                                | —                                | —           | —   | 90,673              | 176,293                       | 134,255          |
| 15,072                  | 16,758          | 31,241,075                                | —                                | —           | —   | 88,194              | 169,121                       | 131,310          |
| 17,276                  | 19,404          | 29,529,299                                | —                                | —           | —   | 92,532              | 171,423                       | 136,141          |
| 15,359                  | 18,229          | 68,577,090                                | —                                | —           | —   | 91,597              | 187,434                       | 133,434          |
| 17,487                  | 19,395          | 104,494,062                               | —                                | —           | —   | 82,966              | 157,989                       | 127,288          |
| 17,040                  | 19,854          | 31,094,751                                | —                                | —           | —   | 83,243              | 190,437                       | 121,347          |
| -2.56                   | 2.37            | -70.24                                    | --                               | --          | --  | 0.33                | 20.54                         | -4.67            |
| 1.89                    | 10.53           | -31.69                                    | --                               | --          | --  | -18.24              | -6.84                         | -15.76           |

Source : County and City Government.  
 Note : 1. Land Revision Survey contains Land Subdivision, Combination, Clear Boundary, Court Entrustment and Others.  
 2. Construction Improvement Survey contains General Cases, House/Land Number Survey, Building Reduction and Court Entrustment.  
 3. Maps issued contains Cadastral Maps and Constructional Survey Maps.  
 4. The item, "Changes in Land Category", has been officially abolished since January 1st, 2017 and the government has stopped handling it.

表30. 都市地價指數－1. 總指數  
TABLE 30. INDICES OF URBAN LAND PRICE - 1. GENERAL INDEX

基期：107年3月31日=100 Base Period : 2018/3/31=100

| 區 域 別               | 107年<br>9月30日 | 108年<br>3月31日 | 108年<br>9月30日 | 109年<br>3月31日 | 109年<br>9月30日 | 110年<br>3月31日 | 110年<br>9月30日 | 111年<br>3月31日 |
|---------------------|---------------|---------------|---------------|---------------|---------------|---------------|---------------|---------------|
| Locality            | 2018/<br>9/30 | 2019/<br>3/31 | 2019/<br>9/30 | 2020/<br>3/31 | 2020/<br>9/30 | 2021/<br>3/31 | 2021/<br>9/30 | 2022/<br>3/31 |
| 全國 Nation-wide      | 100.22        | 100.55        | 100.74        | 100.90        | 101.95        | 103.13        | 103.98        | <b>105.86</b> |
| 新北市 New Taipei City | 99.58         | 99.40         | 99.54         | 99.91         | 101.21        | 102.53        | 104.59        | <b>106.91</b> |
| 臺北市 Taipei City     | 100.21        | 100.45        | 100.77        | 100.47        | 102.01        | 103.51        | 103.80        | <b>105.77</b> |
| 桃園市 Taoyuan City    | 99.76         | 99.97         | 100.45        | 100.92        | 101.69        | 102.44        | 102.54        | <b>103.97</b> |
| 臺中市 Taichung City   | 100.56        | 100.84        | 99.88         | 100.48        | 101.24        | 102.37        | 103.12        | <b>104.51</b> |
| 臺南市 Tainan City     | 101.18        | 101.98        | 102.51        | 103.21        | 104.34        | 105.97        | 107.69        | <b>109.45</b> |
| 高雄市 Kaohsiung City  | 100.19        | 101.08        | 101.53        | 101.63        | 102.10        | 102.99        | 104.49        | <b>108.16</b> |
| 臺灣省 Taiwan Prov.    | 100.38        | 100.85        | 101.27        | 101.58        | 102.10        | 102.71        | 103.45        | <b>104.35</b> |
| 宜蘭縣 Yilan C.        | 100.78        | 101.25        | 101.48        | 101.78        | 102.16        | 102.47        | 102.95        | <b>103.38</b> |
| 新竹縣 Hsinchu C.      | 99.76         | 99.88         | 100.24        | 100.70        | 100.92        | 101.70        | 102.28        | <b>102.86</b> |
| 苗栗縣 Miaoli C.       | 100.53        | 100.99        | 101.56        | 101.83        | 102.58        | 103.43        | 104.45        | <b>106.23</b> |
| 彰化縣 Changhua C.     | 100.21        | 100.95        | 101.22        | 101.74        | 102.45        | 103.35        | 104.05        | <b>104.56</b> |
| 南投縣 Nantou C.       | 100.33        | 100.53        | 100.83        | 101.00        | 101.15        | 101.43        | 101.73        | <b>102.04</b> |
| 雲林縣 Yunlin C.       | 100.55        | 101.28        | 101.90        | 102.14        | 102.55        | 103.35        | 104.26        | <b>105.26</b> |
| 嘉義縣 Chiayi C.       | 100.36        | 100.81        | 101.10        | 101.25        | 101.54        | 101.98        | 102.32        | <b>102.92</b> |
| 屏東縣 Pingtung C.     | 100.67        | 101.40        | 101.98        | 102.51        | 103.03        | 103.96        | 104.82        | <b>105.73</b> |
| 臺東縣 Taitung C.      | 100.44        | 100.82        | 101.14        | 101.46        | 102.37        | 103.39        | 104.53        | <b>105.25</b> |
| 花蓮縣 Hualien C.      | 99.92         | 100.36        | 100.64        | 100.99        | 101.13        | 101.42        | 101.66        | <b>102.01</b> |
| 澎湖縣 Penghu C.       | 99.76         | 99.64         | 100.66        | 100.22        | 100.31        | 100.47        | 100.51        | <b>100.15</b> |
| 基隆市 Keelung City    | 100.87        | 101.86        | 102.30        | 102.73        | 103.14        | 103.88        | 104.74        | <b>105.71</b> |
| 新竹市 Hsinchu City    | 100.61        | 101.02        | 101.63        | 101.70        | 102.21        | 102.59        | 103.52        | <b>105.47</b> |
| 嘉義市 Chiayi City     | 100.61        | 100.73        | 101.29        | 101.41        | 102.78        | 102.89        | 104.43        | <b>105.77</b> |
| 福建省 Fuchien Prov.   | —             | —             | —             | —             | —             | —             | —             | —             |
| 金門縣 Kinmen C.       | 100.46        | 101.39        | 101.88        | 101.96        | 102.24        | 102.83        | 103.36        | <b>103.71</b> |
| 連江縣 Lienchiang C.   | 101.32        | 102.46        | 102.03        | 102.31        | 102.22        | 102.31        | 101.96        | <b>102.43</b> |

表30. 都市地價指數－2. 使用分區指數  
TABLE 30. INDICES OF URBAN LAND PRICE - 2. USING DISTRICT INDEX

計算期：111年3月31日  
基 期：107年3月31日

Count Period : 2022/3/31  
Base Period : 2018/3/31

| 區 域 別               | 總指數           | 住宅區               | 商業區              | 工業區              |
|---------------------|---------------|-------------------|------------------|------------------|
| Locality            | General Index | Residential Index | Commercial Index | Industrial Index |
| 全國 Nation-wide      | <b>105.86</b> | <b>106.02</b>     | <b>105.24</b>    | <b>106.21</b>    |
| 新北市 New Taipei City | <b>106.91</b> | <b>107.27</b>     | <b>104.19</b>    | <b>107.62</b>    |
| 臺北市 Taipei City     | <b>105.77</b> | <b>105.82</b>     | <b>105.60</b>    | <b>106.25</b>    |
| 桃園市 Taoyuan City    | <b>103.97</b> | <b>103.81</b>     | <b>103.96</b>    | <b>104.59</b>    |
| 臺中市 Taichung City   | <b>104.51</b> | <b>105.05</b>     | <b>103.32</b>    | <b>102.23</b>    |
| 臺南市 Tainan City     | <b>109.45</b> | <b>109.49</b>     | <b>105.66</b>    | <b>112.90</b>    |
| 高雄市 Kaohsiung City  | <b>108.16</b> | <b>108.28</b>     | <b>108.11</b>    | <b>107.20</b>    |
| 臺灣省 Taiwan Prov.    | <b>104.35</b> | <b>104.56</b>     | <b>103.58</b>    | <b>104.32</b>    |
| 宜蘭縣 Yilan C.        | <b>103.38</b> | <b>103.59</b>     | <b>102.81</b>    | <b>103.22</b>    |
| 新竹縣 Hsinchu C.      | <b>102.86</b> | <b>103.16</b>     | <b>101.77</b>    | <b>102.78</b>    |
| 苗栗縣 Miaoli C.       | <b>106.23</b> | <b>105.95</b>     | <b>107.45</b>    | <b>106.42</b>    |
| 彰化縣 Changhua C.     | <b>104.56</b> | <b>104.83</b>     | <b>103.84</b>    | <b>103.58</b>    |
| 南投縣 Nantou C.       | <b>102.04</b> | <b>102.21</b>     | <b>100.70</b>    | <b>103.53</b>    |
| 雲林縣 Yunlin C.       | <b>105.26</b> | <b>105.57</b>     | <b>103.74</b>    | <b>106.70</b>    |
| 嘉義縣 Chiayi C.       | <b>102.92</b> | <b>103.09</b>     | <b>101.26</b>    | <b>104.23</b>    |
| 屏東縣 Pingtung C.     | <b>105.73</b> | <b>106.49</b>     | <b>102.62</b>    | <b>102.52</b>    |
| 臺東縣 Taitung C.      | <b>105.25</b> | <b>105.42</b>     | <b>104.56</b>    | <b>104.50</b>    |
| 花蓮縣 Hualien C.      | <b>102.01</b> | <b>102.47</b>     | <b>101.48</b>    | <b>98.67</b>     |
| 澎湖縣 Penghu C.       | <b>100.15</b> | <b>99.88</b>      | <b>100.30</b>    | <b>104.20</b>    |
| 基隆市 Keelung City    | <b>105.71</b> | <b>106.85</b>     | <b>104.04</b>    | <b>103.76</b>    |
| 新竹市 Hsinchu City    | <b>105.47</b> | <b>105.36</b>     | <b>105.39</b>    | <b>106.86</b>    |
| 嘉義市 Chiayi City     | <b>105.77</b> | <b>105.60</b>     | <b>105.16</b>    | <b>109.79</b>    |
| 福建省 Fuchien Prov.   | —             | —                 | —                | —                |
| 金門縣 Kinmen C.       | <b>103.71</b> | <b>103.78</b>     | <b>103.83</b>    | <b>101.54</b>    |
| 連江縣 Lienchiang C.   | <b>102.43</b> | <b>103.76</b>     | <b>100.20</b>    | —                |

資料來源：本部地政司。

Source : Dept. of Land Adm. of MOI.

表31. 警察機關受(處)理刑事案件

TABLE 31. OFFENSES HANDLED BY POLICE ORGANIZATIONS

| 年(月)別<br>Year (Month)            | 發生件數(包括補報數)(件)<br>Offenses Known to the Police (Cases) |               |                              |                    | 破獲件數(包括<br>Offenses Cleared |               |
|----------------------------------|--|---------------|------------------------------|--------------------|-----------------------------|---------------|
|                                  | 合計<br>Total  | 竊盜<br>Larceny | 暴力<br>犯罪<br>Violent<br>Crime | 其他<br>刑案<br>Others | 合計<br>Total                 | 竊盜<br>Larceny |
| 一〇二年 2013                        | 298,967  | 82,496        | 2,525                        | 213,946            | 258,802                     | 60,436        |
| 一〇三年 2014                        | 306,300  | 76,330        | 2,289                        | 227,681            | 263,515                     | 59,223        |
| 一〇四年 2015                        | 297,800  | 66,255        | 1,956                        | 229,589            | 273,567                     | 55,055        |
| 一〇五年 2016                        | 294,831  | 57,606        | 1,627                        | 235,598            | 274,091                     | 48,898        |
| 一〇六年 2017                        | 293,453  | 52,025        | 1,260                        | 240,168            | 277,506                     | 46,022        |
| 一〇七年 2018                        | 284,538  | 47,591        | 993                          | 235,954            | 270,882                     | 43,262        |
| 一〇八年 2019                        | 268,349  | 42,272        | 859                          | 225,218            | 258,706                     | 40,406        |
| 一〇九年 2020                        | 259,713  | 37,016        | 707                          | 221,990            | 253,741                     | 36,597        |
| 一一〇年 2021                        | 243,082  | 35,067        | 598                          | 207,417            | 240,177                     | 34,826        |
| 十月 Oct.                          | 21,107   | 2,850         | 48                           | 18,209             | 21,163                      | 2,924         |
| 十一月 Nov.                         | 22,075   | 2,952         | 44                           | 19,079             | 22,369                      | 2,976         |
| 十二月 Dec.                         | 20,948   | 2,998         | 48                           | 17,902             | 20,281                      | 2,831         |
| <b>一一一年 2022</b>                 | <b>219,943</b>   | <b>31,515</b> | <b>418</b>                   | <b>188,010</b>     | <b>212,846</b>              | <b>30,825</b> |
| 一月 Jan.                          | 19,656   | 2,467         | 33                           | 17,156             | 19,737                      | 2,577         |
| 二月 Feb.                          | 17,191   | 2,275         | 29                           | 14,887             | 17,256                      | 2,349         |
| 三月 Mar.                          | 22,514   | 2,960         | 45                           | 19,509             | 22,392                      | 2,973         |
| 四月 Apr.                          | 21,721   | 3,249         | 53                           | 18,419             | 20,867                      | 3,118         |
| 五月 May                           | 26,597   | 4,350         | 42                           | 22,205             | 23,984                      | 3,823         |
| 六月 June                          | 19,653   | 3,113         | 49                           | 16,491             | 19,424                      | 3,159         |
| 七月 July                          | 24,798   | 3,664         | 30                           | 21,104             | 22,961                      | 3,415         |
| 八月 Aug.                          | 23,958   | 3,295         | 48                           | 20,615             | 23,279                      | 3,321         |
| 九月 Sept.                         | 21,123   | 2,941         | 47                           | 18,135             | 20,573                      | 2,942         |
| 十月 Oct.                          | 22,732   | 3,201         | 42                           | 19,489             | 22,373                      | 3,148         |
| 較上月增減(%)<br>VS. with Last Month  | 7.62   | 8.84          | -10.64                       | 7.47               | 8.75                        | 7.00          |
| 較上年同月增減(%)<br>VS. with Last Year | 7.70   | 12.32         | -12.50                       | 7.03               | 5.72                        | 7.66          |

資料來源：本部警政署。

- 說明：
1. 竊盜包括重大、普通、汽車、機車竊盜。
  2. 暴力犯罪包括故意殺人、擄人勒贖、強盜、搶奪、重傷害、恐嚇取財、強制性交。
  3. 自106年1月起暴力犯罪項下「強制性交」統計項排除「對幼性交」。
  4. 「發生件數(當期)」、「破獲件數(當期)」、「刑案發生率(當期)」、「破獲率(當期)」，不含逾月補報數，年累計則含當年逾月補報數，故各月加總不等於年累計數。

| 破積案(件)<br>(Cases)            |                    | 發生件數(當期)(件)<br>Offenses Known to the Police in the Current Period (Cases) |               |                              |                    | 破獲件數(當期)(件)<br>Offenses Cleared in the Current Period(Cases) |               |                              |
|------------------------------|--------------------|---|---------------|------------------------------|--------------------|--|---------------|------------------------------|
| 暴力<br>犯罪<br>Violent<br>Crime | 其他<br>刑案<br>Others | 合計<br>Total   | 竊盜<br>Larceny | 暴力<br>犯罪<br>Violent<br>Crime | 其他<br>刑案<br>Others | 合計<br>Total  | 竊盜<br>Larceny | 暴力<br>犯罪<br>Violent<br>Crime |
| 2,456                        | 195,910            | 257,685   | 74,207        | 2,084                        | 181,394            | 209,064  | 45,312        | 1,929                        |
| 2,234                        | 202,058            | 266,454   | 67,570        | 1,854                        | 197,030            | 213,633  | 43,009        | 1,726                        |
| 2,008                        | 216,504            | 257,047   | 58,245        | 1,657                        | 197,145            | 222,449  | 40,185        | 1,588                        |
| 1,656                        | 223,537            | 254,849   | 52,228        | 1,396                        | 201,225            | 225,960  | 38,567        | 1,337                        |
| 1,293                        | 230,191            | 252,925   | 47,474        | 1,142                        | 204,309            | 229,445  | 37,519        | 1,112                        |
| 995                          | 226,625            | 239,304   | 42,462        | 902                          | 195,940            | 219,400  | 34,860        | 867                          |
| 898                          | 217,402            | 223,567   | 37,306        | 777                          | 185,484            | 207,969  | 32,435        | 748                          |
| 737                          | 216,407            | 214,066   | 32,533        | 641                          | 180,892            | 202,518  | 29,625        | 636                          |
| 597                          | 204,754            | 195,727   | 31,145        | 558                          | 164,024            | 187,778  | 29,056        | 547                          |
| 59                           | 18,180             | 6,830   | 1,153         | 31                           | 5,646              | 5,728  | 806           | 27                           |
| 46                           | 19,347             | 6,941   | 1,101         | 32                           | 5,808              | 6,032  | 818           | 29                           |
| 47                           | 17,403             | 6,407   | 1,147         | 38                           | 5,222              | 5,253  | 764           | 33                           |
| <b>408</b>                   | <b>181,613</b>     | <b>167,320</b>  | <b>27,419</b> | <b>393</b>                   | <b>139,508</b>     | <b>157,080</b>   | <b>25,509</b> | <b>369</b>                   |
| 36                           | 17,124             | 6,873   | 932           | 26                           | 5,915              | 6,019  | 699           | 23                           |
| 26                           | 14,881             | 5,089   | 795           | 19                           | 4,275              | 4,438  | 619           | 17                           |
| 45                           | 19,374             | 7,499   | 1,073         | 36                           | 6,390              | 6,613  | 844           | 30                           |
| 53                           | 17,696             | 6,260   | 1,041         | 43                           | 5,176              | 5,323  | 796           | 36                           |
| 44                           | 20,117             | 5,345   | 1,169         | 35                           | 4,141              | 4,201  | 852           | 30                           |
| 47                           | 16,218             | 5,686   | 1,181         | 45                           | 4,460              | 4,612  | 883           | 35                           |
| 36                           | 19,510             | 7,131   | 1,181         | 23                           | 5,927              | 5,898  | 849           | 20                           |
| 43                           | 19,915             | 6,771   | 1,179         | 38                           | 5,554              | 5,447  | 844           | 28                           |
| 48                           | 17,583             | 5,752   | 994           | 31                           | 4,727              | 4,634  | 722           | 25                           |
| 30                           | 19,195             | 6,546   | 1,176         | 35                           | 5,335              | 5,370  | 838           | 20                           |
| -37.50                       | 9.14               | 13.80   | 18.31         | 12.90                        | 12.92              | 15.88  | 16.07         | -20.00                       |
| -49.15                       | 5.53               | -4.16   | 1.99          | 12.90                        | -5.53              | -6.25  | 3.97          | -25.93                       |

Source : National Police Agency, MOI.

- Note :
1. Theft includes Larceny, Serious, Motor Vehicle and Motorcycle Theft.
  2. Violent crime includes murder and nonnegligent manslaughter, kidnapping, robbery, snatch and grab, aggravated assault, intimidation and extortion, forcible rape.
  3. Having sex with children has been excluded the item of forcible rape since January 1, 2017.
  4. "Offenses Known to the Police in the Current Period", "Offenses Cleared in the Current Period", "Crime Rate in the Current Period" and "Clearance Rate in the Current Period", do not include the number of overdue reported cases in the previous months. Annual accumulation data for each year includes the number of overdue reported cases in the given year, the sum of each month does not equal to the annual accumulation.

表31. 警察機關受(處)理刑事案件(續)

| 年(月)別<br>Year (Month)            | 嫌疑犯人數(人)<br>Offenders (Persons) |                |               |                              |                    |
|----------------------------------|---------------------------------|----------------|---------------|------------------------------|--------------------|
|                                  | 其他<br>刑案<br>Others              | 合計<br>Total    | 竊盜<br>Larceny | 暴力<br>犯罪<br>Violent<br>Crime | 其他<br>刑案<br>Others |
| 一〇二年 2013                        | 161,823                         | 255,310        | 33,468        | 3,052                        | 218,790            |
| 一〇三年 2014                        | 168,898                         | 261,603        | 34,574        | 2,825                        | 224,204            |
| 一〇四年 2015                        | 180,676                         | 269,296        | 33,913        | 2,522                        | 232,861            |
| 一〇五年 2016                        | 186,056                         | 272,817        | 31,543        | 2,208                        | 239,066            |
| 一〇六年 2017                        | 190,814                         | 287,294        | 32,204        | 1,910                        | 253,180            |
| 一〇七年 2018                        | 183,673                         | 291,621        | 32,028        | 1,666                        | 257,927            |
| 一〇八年 2019                        | 174,786                         | 277,664        | 31,398        | 1,464                        | 244,802            |
| 一〇九年 2020                        | 172,257                         | 281,811        | 29,128        | 1,195                        | 251,488            |
| 一一〇年 2021                        | 158,175                         | 265,221        | 27,929        | 1,073                        | 236,219            |
| 十月 Oct.                          | 4,895                           | 23,496         | 2,352         | 134                          | 21,010             |
| 十一月 Nov.                         | 5,185                           | 25,633         | 2,489         | 92                           | 23,052             |
| 十二月 Dec.                         | 4,456                           | 22,402         | 2,382         | 100                          | 19,920             |
| <b>一一一年 2022</b>                 | <b>131,202</b>                  | <b>240,305</b> | <b>26,134</b> | <b>587</b>                   | <b>213,584</b>     |
| 一月 Jan.                          | 5,297                           | 21,953         | 2,027         | 47                           | 19,879             |
| 二月 Feb.                          | 3,802                           | 19,551         | 1,936         | 34                           | 17,581             |
| 三月 Mar.                          | 5,739                           | 24,984         | 2,568         | 77                           | 22,339             |
| 四月 Apr.                          | 4,491                           | 23,220         | 2,658         | 84                           | 20,478             |
| 五月 May                           | 3,319                           | 26,999         | 3,367         | 56                           | 23,576             |
| 六月 June                          | 3,694                           | 21,997         | 2,669         | 77                           | 19,251             |
| 七月 July                          | 5,029                           | 25,973         | 2,932         | 37                           | 23,004             |
| 八月 Aug.                          | 4,575                           | 26,756         | 2,830         | 72                           | 23,854             |
| 九月 Sept.                         | 3,887                           | 23,337         | 2,481         | 60                           | 20,796             |
| 十月 Oct.                          | 4,512                           | 25,535         | 2,666         | 43                           | 22,826             |
| 較上月增減(%)<br>VS. with Last Month  | 16.08                           | 9.42           | 7.46          | -28.33                       | 9.72               |
| 較上年同月增減(%)<br>VS. with Last Year | -7.82                           | 8.68           | 13.35         | -67.91                       | 8.60               |

TABLE 31. OFFENSES HANDLED BY POLICE ORGANIZATIONS(CONT.)

| 刑案發生率<br>(含積案)<br>(件/十萬人)<br>Crime Rate<br>(Cases/<br>100,000P.) | 刑案發生率<br>(當期)<br>(件/十萬人)<br>Crime Rate<br>in the Current<br>Period<br>(Cases/<br>100,000P.) | 犯罪人口率<br>(人/十萬人)<br>Offender<br>Rate<br>(Persons/<br>100,000P.) | 破獲率<br>(含積案)<br>(%)<br>Clearance<br>Rate | 破獲率<br>(當期)<br>(%)<br>Clearance<br>Rate in the<br>Current Period |
|--|---|---|--|--|
| 1,280.66   | 1,103.83  | 1,093.65  | 86.57                                    | 81.13  |
| 1,308.77   | 1,138.52  | 1,117.79  | 86.03                                    | 80.18  |
| 1,269.24   | 1,095.55  | 1,147.75  | 91.86                                    | 86.54  |
| 1,253.75   | 1,083.73  | 1,160.14  | 92.97                                    | 88.66  |
| 1,245.79   | 1,073.74  | 1,219.65  | 94.57                                    | 90.72  |
| 1,206.69   | 1,014.86  | 1,236.73  | 95.20                                    | 91.68  |
| 1,137.26   | 947.48  | 1,176.74  | 96.41                                    | 93.02  |
| 1,101.31   | 907.74  | 1,195.02  | 97.70                                    | 94.61  |
| 1,035.79   | 834.01  | 1,130.13  | 98.80                                    | 95.94  |
| 90.11  | 29.16   | 100.31  | 100.27                                   | 83.87  |
| 94.32  | 29.66   | 109.52  | 101.33                                   | 86.90  |
| 89.58  | 27.40   | 95.80   | 96.82                                    | 81.99  |
| <b>944.22</b>  | <b>718.31</b>   | <b>1,031.63</b>   | <b>96.77</b>                             | <b>93.88</b>   |
| 84.13  | 29.42   | 93.97   | 100.41                                   | 87.57  |
| 73.67  | 21.81   | 83.79   | 100.38                                   | 87.21  |
| 96.65  | 32.19   | 107.25  | 99.46                                    | 88.19  |
| 93.46  | 26.93   | 99.91   | 96.07                                    | 85.03  |
| 114.61   | 23.03   | 116.35  | 90.18                                    | 78.60  |
| 84.74  | 24.52   | 94.85   | 98.83                                    | 81.11  |
| 106.94   | 30.75   | 112.01  | 92.59                                    | 82.71  |
| 103.30   | 29.20   | 115.37  | 97.17                                    | 80.45  |
| 91.06  | 24.80   | 100.61  | 97.40                                    | 80.56  |
| 97.96  | 28.21   | 110.04  | 98.42                                    | 82.03  |
| 6.90   | 3.41  | 9.43  | 1.02                                     | 1.47   |
| 7.85   | -0.95   | 9.73  | -1.84                                    | -1.83  |

表32. 警察機關受(處)理暴力犯罪

TABLE 32. VIOLENT CRIME HANDLED BY POLICE ORGANIZATIONS

| 年 (月) 別<br>Year (Month)          | 發生件數(包括補報數) (件)<br>Offenses Known to the Police (Cases) |   |                              |                                   |                             |              | 破獲件數<br>Offenses |   |
|----------------------------------|---|---|------------------------------|-----------------------------------|-----------------------------|--------------|------------------|---|
|                                  | 合計<br>Total   | 重大恐嚇取財<br>Serious Intimidation /Extortion | 擄人勒贖<br>Kidnaping for Ransom | 強盜搶奪<br>Robbery & Forceful Taking | 重傷害及故意殺人<br>Mayhem & Murder | 強制性交<br>Rape | 合計<br>Total      | 重大恐嚇取財<br>Serious Intimidation /Extortion |
| 一〇二年 2013                        | 2,525   | —   | 8                            | 1,001                             | 497                         | 1,019        | 2,456            | —   |
| 一〇三年 2014                        | 2,289   | —   | 5                            | 835                               | 499                         | 950          | 2,234            | —   |
| 一〇四年 2015                        | 1,956   | —   | 7                            | 740                               | 464                         | 745          | 2,008            | —   |
| 一〇五年 2016                        | 1,627   | 1   | 4                            | 643                               | 428                         | 551          | 1,656            | 1   |
| 一〇六年 2017                        | 1,260   | —   | 3                            | 523                               | 432                         | 302          | 1,293            | —   |
| 一〇七年 2018                        | 993   | 3   | 5                            | 399                               | 358                         | 228          | 995              | 3   |
| 一〇八年 2019                        | 859   | 1   | 6                            | 329                               | 322                         | 201          | 898              | 1   |
| 一〇九年 2020                        | 707   | 1   | 1                            | 281                               | 259                         | 165          | 737              | 1   |
| 一一〇年 2021                        | 598   | —   | 7                            | 267                               | 243                         | 81           | 597              | —   |
| 十月 Oct.                          | 48  | —   | 1                            | 22                                | 20                          | 5            | 59               | —   |
| 十一月 Nov.                         | 44  | —   | 1                            | 21                                | 18                          | 4            | 46               | —   |
| 十二月 Dec.                         | 48  | —   | 2                            | 21                                | 20                          | 5            | 47               | —   |
| <b>一一一年 2022</b>                 | <b>418</b>  | <b>—</b>                                  | <b>2</b>                     | <b>195</b>                        | <b>170</b>                  | <b>51</b>    | <b>408</b>       | <b>—</b>                                  |
| 一月 Jan.                          | 33  | —   | —                            | 15                                | 13                          | 5            | 36               | —   |
| 二月 Feb.                          | 29  | —   | 1                            | 13                                | 13                          | 2            | 26               | —   |
| 三月 Mar.                          | 45  | —   | —                            | 25                                | 15                          | 5            | 45               | —   |
| 四月 Apr.                          | 53  | —   | —                            | 19                                | 26                          | 8            | 53               | —   |
| 五月 May                           | 42  | —   | —                            | 23                                | 12                          | 7            | 44               | —   |
| 六月 June                          | 49  | —   | —                            | 25                                | 20                          | 4            | 47               | —   |
| 七月 July                          | 30  | —   | —                            | 14                                | 12                          | 4            | 36               | —   |
| 八月 Aug.                          | 48  | —   | 1                            | 26                                | 17                          | 4            | 43               | —   |
| 九月 Sept.                         | 47  | —   | —                            | 19                                | 23                          | 5            | 48               | —   |
| 十月 Oct.                          | 42  | —   | —                            | 16                                | 19                          | 7            | 30               | —   |
| 較上月增減(%)<br>VS. with Last Month  | -10.64  | --  | --                           | -15.79                            | -17.39                      | 40.00        | -37.50           | --  |
| 較上年同月增減(%)<br>VS. with Last Year | -12.50  | --  | -100.00                      | -27.27                            | -5.00                       | 40.00        | -49.15           | --  |

| (包括破積案) (件)<br>Cleared (Cases) |                                   |                             |              | 發生件數(當期) (件)<br>Offenses Known to the Police in the Current Period (Cases) |                                 |                              |                                   |                             |              |
|--------------------------------|-----------------------------------|-----------------------------|--------------|--|---------------------------------|------------------------------|-----------------------------------|-----------------------------|--------------|
| 擄人勒贖<br>Kidnaping for Ransom   | 強盜搶奪<br>Robbery & Forceful Taking | 重傷害及故意殺人<br>Mayhem & Murder | 強制性交<br>Rape | 合計<br>Total  | 恐嚇取財<br>Intimidation /Extortion | 擄人勒贖<br>Kidnaping for Ransom | 強盜搶奪<br>Robbery & Forceful Taking | 重傷害及故意殺人<br>Mayhem & Murder | 強制性交<br>Rape |
| 6                              | 947                               | 497                         | 1,006        | 2,084  | —                               | 8                            | 960                               | 452                         | 664          |
| 7                              | 805                               | 497                         | 925          | 1,854  | —                               | 5                            | 792                               | 450                         | 607          |
| 7                              | 756                               | 464                         | 781          | 1,657  | —                               | 6                            | 722                               | 430                         | 499          |
| 4                              | 668                               | 421                         | 562          | 1,396  | 1                               | 4                            | 622                               | 391                         | 378          |
| 3                              | 554                               | 428                         | 308          | 1,142  | —                               | 3                            | 505                               | 399                         | 235          |
| 5                              | 412                               | 350                         | 225          | 902  | 3                               | 5                            | 386                               | 330                         | 178          |
| 6                              | 338                               | 337                         | 216          | 777  | 1                               | 5                            | 317                               | 299                         | 155          |
| 1                              | 296                               | 264                         | 175          | 641  | 1                               | 1                            | 276                               | 235                         | 128          |
| 7                              | 269                               | 239                         | 82           | 558  | —                               | 6                            | 262                               | 224                         | 66           |
| 1                              | 23                                | 26                          | 9            | 31   | —                               | —                            | 18                                | 13                          | —            |
| 1                              | 23                                | 18                          | 4            | 32   | —                               | 1                            | 17                                | 14                          | —            |
| 2                              | 21                                | 20                          | 4            | 38   | —                               | 1                            | 20                                | 14                          | 3            |
| <b>2</b>                       | <b>190</b>                        | <b>166</b>                  | <b>50</b>    | <b>393</b>   | <b>—</b>                        | <b>1</b>                     | <b>191</b>                        | <b>163</b>                  | <b>38</b>    |
| —                              | 15                                | 15                          | 6            | 26   | —                               | —                            | 13                                | 11                          | 2            |
| 1                              | 12                                | 12                          | 1            | 19   | —                               | —                            | 8                                 | 10                          | 1            |
| —                              | 23                                | 17                          | 5            | 36   | —                               | —                            | 23                                | 12                          | 1            |
| —                              | 23                                | 26                          | 4            | 43   | —                               | —                            | 18                                | 21                          | 4            |
| —                              | 24                                | 13                          | 7            | 35   | —                               | —                            | 20                                | 12                          | 3            |
| —                              | 24                                | 15                          | 8            | 45   | —                               | —                            | 25                                | 18                          | 2            |
| —                              | 16                                | 15                          | 5            | 23   | —                               | —                            | 11                                | 10                          | 2            |
| 1                              | 24                                | 15                          | 3            | 38   | —                               | —                            | 20                                | 16                          | 2            |
| —                              | 16                                | 24                          | 8            | 31   | —                               | —                            | 15                                | 14                          | 2            |
| —                              | 13                                | 14                          | 3            | 35   | —                               | —                            | 16                                | 15                          | 4            |
| --                             | -18.75                            | -41.67                      | -62.50       | 12.90  | --                              | --                           | 6.67                              | 7.14                        | 100.00       |
| -100.00                        | -43.48                            | -46.15                      | -66.67       | 12.90  | --                              | --                           | -11.11                            | 15.38                       | --           |

資料來源：本部警政署。

說明：1. 105年以前強制性交包括強制性交(單一嫌疑犯)、共同強制性交(嫌疑犯二人以上)及對幼性交，依據105年12月28日警政署刑事局第5次刑事工作檢討會報決議，自106年起，將暴力犯罪項下「強制性交」統計項排除「對幼性交」。  
2. 「發生件數(當期)」及「破獲件數(當期)」不含逾月補報數，年累計則含當年逾月補報數，故各月加總不等於年累計數。

Source : National Police Agency, MOI.

Note : 1. Forcible Rape includes rape (one offender), multi-perpetrator rape (two or more offenders), and having sex with children before 2016. According to the resolution of the CIB's fifth criminal work review meeting on December 28, 2016, having sex with children has been excluded the item of forcible rape since January 1, 2017.  
2. "Offenses Known to the Police in the Current Period" and "Offenses Cleared in the Current Period", do not include the number of overdue reported cases in the previous months. Annual accumulation data for each year includes the number of overdue reported cases in the given year, the sum of each month does not equal to the annual accumulation.



表32. 警察機關受(處)理暴力犯罪(續)

| 年(月)別<br>Year (Month)            | 破獲件數(當期)(件)<br>Offenses Cleared in the Current Period (Cases) |   |                               |                                   |                             |              |
|----------------------------------|---|---|-------------------------------|-----------------------------------|-----------------------------|--------------|
|                                  | 合計<br>Total   | 重大恐嚇取財<br>Serious Intimidation /Extortion | 擄人勒贖<br>Kidnapping for Ransom | 強盜搶奪<br>Robbery & Forceful Taking | 重傷害及故意殺人<br>Mayhem & Murder | 強制性交<br>Rape |
| 一〇二年 2013                        | 1,929   | —   | 6                             | 868                               | 440                         | 615          |
| 一〇三年 2014                        | 1,726   | —   | 5                             | 731                               | 436                         | 554          |
| 一〇四年 2015                        | 1,588   | —   | 6                             | 691                               | 420                         | 471          |
| 一〇五年 2016                        | 1,337   | 1   | 4                             | 601                               | 376                         | 355          |
| 一〇六年 2017                        | 1,112   | —   | 3                             | 497                               | 386                         | 226          |
| 一〇七年 2018                        | 867   | 3   | 5                             | 380                               | 317                         | 162          |
| 一〇八年 2019                        | 748   | 1   | 5                             | 307                               | 290                         | 145          |
| 一〇九年 2020                        | 636   | 1   | 1                             | 274                               | 232                         | 128          |
| 一一〇年 2021                        | 547   | —   | 6                             | 259                               | 217                         | 65           |
| 十月 Oct.                          | 27  | —   | —                             | 16                                | 11                          | —            |
| 十一月 Nov.                         | 29  | —   | 1                             | 16                                | 12                          | —            |
| 十二月 Dec.                         | 33  | —   | 1                             | 18                                | 12                          | 2            |
| <b>一一一年 2022</b>                 | <b>369</b>  | <b>—</b>                                  | <b>1</b>                      | <b>182</b>                        | <b>151</b>                  | <b>35</b>    |
| 一月 Jan.                          | 23  | —   | —                             | 11                                | 10                          | 2            |
| 二月 Feb.                          | 17  | —   | —                             | 6                                 | 10                          | 1            |
| 三月 Mar.                          | 30  | —   | —                             | 20                                | 10                          | —            |
| 四月 Apr.                          | 36  | —   | —                             | 16                                | 18                          | 2            |
| 五月 May                           | 30  | —   | —                             | 19                                | 11                          | —            |
| 六月 June                          | 35  | —   | —                             | 23                                | 10                          | 2            |
| 七月 July                          | 20  | —   | —                             | 9                                 | 9                           | 2            |
| 八月 Aug.                          | 28  | —   | —                             | 18                                | 10                          | —            |
| 九月 Sept.                         | 25  | —   | —                             | 11                                | 12                          | 2            |
| 十月 Oct.                          | 20  | —   | —                             | 11                                | 8                           | 1            |
| 較上月增減(%)<br>VS. with Last Month  | -20.00  | --  | --                            | —                                 | -33.33                      | -50.00       |
| 較上年同月增減(%)<br>VS. with Last Year | -25.93  | --  | --                            | -31.25                            | -27.27                      | --           |

TABLE 32. VIOLENT CRIME HANDLED BY POLICE ORGANIZATIONS(CONT.)

| 合計<br>Total | 嫌疑犯人數(人)<br>Offenders (Persons) |                               |                                   |                             |              |
|-------------|---------------------------------|-------------------------------|-----------------------------------|-----------------------------|--------------|
|             | 恐嚇取財<br>Intimidation /Extortion | 擄人勒贖<br>Kidnapping for Ransom | 強盜搶奪<br>Robbery & Forceful Taking | 重傷害及故意殺人<br>Mayhem & Murder | 強制性交<br>Rape |
| 3,052       | —                               | 34                            | 1,104                             | 892                         | 1,022        |
| 2,825       | —                               | 16                            | 884                               | 968                         | 957          |
| 2,522       | —                               | 33                            | 856                               | 840                         | 793          |
| 2,208       | 4                               | 10                            | 806                               | 800                         | 588          |
| 1,910       | —                               | 23                            | 707                               | 828                         | 352          |
| 1,666       | 8                               | 35                            | 560                               | 829                         | 234          |
| 1,464       | 2                               | 18                            | 476                               | 746                         | 222          |
| 1,195       | 2                               | 5                             | 480                               | 523                         | 185          |
| 1,073       | —                               | 49                            | 407                               | 534                         | 83           |
| 134         | —                               | 4                             | 45                                | 76                          | 9            |
| 92          | —                               | 6                             | 32                                | 49                          | 5            |
| 100         | —                               | 25                            | 30                                | 39                          | 6            |
| <b>587</b>  | <b>—</b>                        | <b>10</b>                     | <b>276</b>                        | <b>260</b>                  | <b>41</b>    |
| 47          | —                               | —                             | 22                                | 19                          | 6            |
| 34          | —                               | 4                             | 17                                | 12                          | 1            |
| 77          | —                               | —                             | 40                                | 32                          | 5            |
| 84          | —                               | —                             | 29                                | 51                          | 4            |
| 56          | —                               | —                             | 32                                | 16                          | 8            |
| 77          | —                               | —                             | 34                                | 43                          | —            |
| 37          | —                               | —                             | 18                                | 14                          | 5            |
| 72          | —                               | 6                             | 45                                | 16                          | 5            |
| 60          | —                               | —                             | 24                                | 32                          | 4            |
| 43          | —                               | —                             | 15                                | 25                          | 3            |
| -28.33      | --                              | --                            | -37.50                            | -21.88                      | -25.00       |
| -67.91      | --                              | -100.00                       | -66.67                            | -67.11                      | -66.67       |

表33. 警察機關查獲少年嫌疑犯人數

單位：人

| 年 (月) 別<br>Year (Month)          | 總 計<br>(12-18歲<br>未滿)<br>Grand Total | 竊 盜<br>Larceny | 暴            |   |
|----------------------------------|--------------------------------------|----------------|--------------|---|
|                                  |                                      |                | 合 計<br>Total | 重大恐嚇取財<br>Serious<br>Intimidation<br>/Extortion |
| 一〇二年 2013                        | 12,038                               | 3,385          | 474          | —   |
| 一〇三年 2014                        | 10,969                               | 3,155          | 399          | —   |
| 一〇四年 2015                        | 11,002                               | 2,741          | 270          | —   |
| 一〇五年 2016                        | 9,775                                | 2,111          | 218          | —   |
| 一〇六年 2017                        | 10,499                               | 1,823          | 207          | —   |
| 一〇七年 2018                        | 8,893                                | 1,795          | 158          | —   |
| 一〇八年 2019                        | 9,441                                | 1,838          | 119          | 1   |
| 一〇九年 2020                        | 10,226                               | 1,594          | 104          | —   |
| 一一〇年 2021                        | 9,627                                | 1,216          | 55           | —   |
| 十 月 Oct.                         | 792                                  | 85             | 7            | —   |
| 十一月 Nov.                         | 827                                  | 106            | 3            | —   |
| 十二月 Dec.                         | 751                                  | 86             | 1            | —   |
| <b>一一一年 2022</b>                 | <b>8,058</b>                         | <b>1,017</b>   | <b>23</b>    | <b>—</b>  |
| 一 月 Jan.                         | 753                                  | 70             | 1            | —   |
| 二 月 Feb.                         | 661                                  | 85             | —            | —   |
| 三 月 Mar.                         | 832                                  | 131            | 1            | —   |
| 四 月 Apr.                         | 776                                  | 95             | —            | —   |
| 五 月 May                          | 992                                  | 152            | —            | —   |
| 六 月 June                         | 669                                  | 59             | 8            | —   |
| 七 月 July                         | 854                                  | 85             | —            | —   |
| 八 月 Aug.                         | 1,014                                | 112            | 1            | —   |
| 九 月 Sept.                        | 670                                  | 95             | 9            | —   |
| 十 月 Oct.                         | 837                                  | 133            | 3            | —   |
| 較上月增減(%)<br>VS. with Last Month  | 24.93                                | 40.00          | -66.67       | --  |
| 較上年同月增減(%)<br>VS. with Last Year | 5.68                                 | 56.47          | -57.14       | --  |

資料來源：本部警政署。

說明：竊盜包括重大、普通、汽車、機車竊盜；105年以前強制性交包括強制性交(單一嫌疑犯)、共同強制性交(二人以上嫌疑犯)及對幼性交，自106年起強制性交統計項排除對幼性交。

TABLE 33. JUVENILE OFFENDERS HANDLED BY POLICE ORGANIZATIONS

Unit : Persons

| 力 犯 罪<br>Violent Crime           |                                      |                                    |              | 其他犯罪<br>Others | 少年嫌疑犯<br>占總嫌疑犯<br>比率(%)<br>Juvenile<br>Offenders<br>to the All |
|----------------------------------|--------------------------------------|------------------------------------|--------------|----------------|--|
| 擄人勒贖<br>Kidnapping<br>for Ransom | 強盜搶奪<br>Robbery &<br>Forceful Taking | 重傷害及<br>故意殺人<br>Mayhem &<br>Murder | 強制性交<br>Rape |                |  |
| —                                | 137                                  | 120                                | 217          | 8,179          | 4.72   |
| 1                                | 54                                   | 141                                | 203          | 7,415          | 4.19   |
| 1                                | 49                                   | 77                                 | 143          | 7,991          | 4.09   |
| 3                                | 53                                   | 64                                 | 98           | 7,446          | 3.58   |
| —                                | 46                                   | 91                                 | 70           | 8,469          | 3.65   |
| —                                | 43                                   | 79                                 | 36           | 6,940          | 3.05   |
| 5                                | 29                                   | 45                                 | 39           | 7,484          | 3.40   |
| —                                | 32                                   | 29                                 | 43           | 8,528          | 3.63   |
| —                                | 13                                   | 33                                 | 9            | 8,356          | 3.63   |
| —                                | 3                                    | 2                                  | 2            | 700            | 3.37   |
| —                                | —                                    | 2                                  | 1            | 718            | 3.23   |
| —                                | —                                    | 1                                  | —            | 664            | 3.35   |
| <b>—</b>                         | <b>11</b>                            | <b>9</b>                           | <b>3</b>     | <b>7,018</b>   | <b>3.35</b>  |
| —                                | —                                    | —                                  | 1            | 682            | 3.43   |
| —                                | —                                    | —                                  | —            | 576            | 3.38   |
| —                                | —                                    | —                                  | 1            | 700            | 3.33   |
| —                                | —                                    | —                                  | —            | 681            | 3.34   |
| —                                | —                                    | —                                  | —            | 840            | 3.67   |
| —                                | 3                                    | 5                                  | —            | 602            | 3.04   |
| —                                | —                                    | —                                  | —            | 769            | 3.29   |
| —                                | 1                                    | —                                  | —            | 901            | 3.79   |
| —                                | 7                                    | 2                                  | —            | 566            | 2.87   |
| —                                | —                                    | 2                                  | 1            | 701            | 3.28   |
| --                               | -100.00                              | —                                  | --           | 23.85          | 0.41   |
| --                               | -100.00                              | —                                  | -50.00       | 0.14           | -0.09  |

Source : National Police Agency, MOI.

Note : Theft includes Larceny, Serious, Motor Vehicle and Motorcycle Theft; Since 2017, rape excludes the item of child rape.

表34. 警察機關檢肅毒品統計

| 年 (月) 別<br>Year (Month)          | 違反毒品危害防制條例<br>Violation of the Narcotics<br>Endangerment Prevention Act |   | 毒品數量 (公斤)<br>Narcotic Drugs (Kilogram) |                    |                       |                    |                 |
|----------------------------------|---|---|--|--------------------|-----------------------|--------------------|-----------------|
|                                  | 發<br>生<br>件<br>數<br>Offenses<br>(Cases)                                 | 嫌<br>疑<br>犯<br>人<br>數<br>Offenders<br>(Persons) | 合<br>計<br>Total                        | 第一級毒品<br>1st Class |                       |                    |                 |
|                                  |   |   |  | 小<br>計<br>Subtotal | 海<br>洛<br>因<br>Heroin | 嗎<br>啡<br>Morphine | 鴉<br>片<br>Opium |
| 一〇二年 2013                        | 40,130  | 43,268  | 4,412.52                               | 286.09             | 285.64                | 0.44               | 0.00            |
| 一〇三年 2014                        | 38,369  | 41,265  | 6,712.48                               | 123.53             | 123.38                | 0.15               | 0.00            |
| 一〇四年 2015                        | 49,576  | 53,622  | 7,631.30                               | 109.90             | 109.64                | 0.25               | 0.00            |
| 一〇五年 2016                        | 54,873  | 58,707  | 4,616.10                               | 105.10             | 91.41                 | 0.41               | 0.00            |
| 一〇六年 2017                        | 58,515  | 62,644  | 9,685.47                               | 101.83             | 84.05                 | 0.47               | 0.00            |
| 一〇七年 2018                        | 55,480  | 59,106  | 20,596.64                              | 508.33             | 507.95                | 0.36               | 0.00            |
| 一〇八年 2019                        | 47,035  | 49,131  | 15,929.37                              | 122.11             | 119.72                | 1.53               | 0.00            |
| 一〇九年 2020                        | 45,489  | 47,779  | 13,305.71                              | 643.90             | 643.74                | 0.14               | 0.01            |
| 一一〇年 2021                        | 38,644  | 40,987  | 8,332.55                               | 520.17             | 519.53                | 0.07               | 0.13            |
| 十月 Oct.                          | 3,813   | 4,012   | 513.35                                 | 19.88              | 19.88                 | 0.00               | 0.00            |
| 十一月 Nov.                         | 3,833   | 4,138   | 334.10                                 | 10.06              | 10.03                 | 0.03               | —               |
| 十二月 Dec.                         | 2,914   | 3,071   | 701.28                                 | 424.59             | 424.25                | 0.01               | 0.00            |
| <b>一一一年 2022</b>                 | <b>32,980</b>   | <b>34,727</b>                                   | <b>11,391.20</b>                       | <b>38.16</b>       | <b>36.86</b>          | <b>0.10</b>        | <b>0.00</b>     |
| 一月 Jan.                          | 2,989   | 3,124   | 802.97                                 | 3.80               | 2.80                  | 0.00               | —               |
| 二月 Feb.                          | 2,875   | 3,036   | 1,224.33                               | 3.34               | 3.34                  | 0.00               | —               |
| 三月 Mar.                          | 3,894   | 4,041   | 821.15                                 | 3.28               | 3.28                  | 0.00               | —               |
| 四月 Apr.                          | 3,300   | 3,414   | 1,046.50                               | 2.76               | 2.75                  | 0.00               | 0.00            |
| 五月 May                           | 3,143   | 3,314   | 1,395.04                               | 1.22               | 1.22                  | 0.00               | —               |
| 六月 June                          | 3,010   | 3,170   | 2,599.15                               | 12.33              | 12.33                 | 0.00               | —               |
| 七月 July                          | 3,810   | 4,080   | 1,386.29                               | 2.17               | 1.94                  | 0.06               | —               |
| 八月 Aug.                          | 3,939   | 4,159   | 1,472.19                               | 3.90               | 3.88                  | 0.01               | —               |
| 九月 Sept.                         | 2,875   | 3,051   | 183.41                                 | 1.09               | 1.06                  | —                  | —               |
| 十月 Oct.                          | 3,145   | 3,338   | 460.19                                 | 4.26               | 4.24                  | 0.02               | —               |
| 較上月增減(%)<br>VS. with Last Month  | 9.39  | 9.41  | 150.91                                 | 292.16             | 298.72                | --                 | --              |
| 較上年同月增減(%)<br>VS. with Last Year | -17.52  | -16.80  | -10.36                                 | -78.55             | -78.66                | 1,505.76           | -100.00         |

資料來源：本部警政署。

TABLE 34. OFFENSES OF NARCOTIC DRUGS

| 1st Class<br>古柯鹼<br>及其他<br>Cocain &<br>Others | Narcotic Drugs (Kilogram) |                          |                     |                                |                  |                 | 第三級<br>(低含量可<br>待因、FM2<br>、K他命等)<br>3rd Class | 第四級<br>4th Class | 其<br>他<br>(<br>種<br>子<br>等)<br>Others |
|---|---------------------------|--------------------------|---------------------|--------------------------------|------------------|-----------------|---|------------------|---------------------------------------|
|   | 第二級毒品<br>2nd Class        |                          |                     |                                |                  |                 |   |                  |                                       |
|   | 小<br>計<br>Subtotal        | 罌<br>粟<br>Opium<br>Poppy | 大<br>麻<br>Marijuana | 安<br>非<br>他<br>命<br>Amphetamin | 其<br>他<br>Others |                 |   |                  |                                       |
| —   | 1,158.52                  | —                        | 31.47               | 974.29                         | 152.76           | 2,028.77        | 939.05  | 0.10             |                                       |
| 0.00  | 1,096.15                  | —                        | 29.85               | 662.78                         | 403.52           | 3,266.23        | 2,226.16                                      | 0.40             |                                       |
| 0.00  | 1,540.64                  | —                        | 52.95               | 1,340.35                       | 147.33           | 1,141.49        | 4,839.27                                      | 0.00             |                                       |
| 13.27   | 1,261.38                  | —                        | 49.63               | 1,112.43                       | 99.32            | 1,230.18        | 2,013.37                                      | 6.07             |                                       |
| 17.30   | 3,379.16                  | —                        | 418.21              | 2,395.32                       | 565.64           | 2,395.42        | 3,808.28                                      | 0.78             |                                       |
| 0.02  | 7,484.78                  | —                        | 257.78              | 7,037.28                       | 189.73           | 8,437.17        | 4,163.91                                      | 2.45             |                                       |
| 0.85  | 2,440.39                  | —                        | 218.84              | 1,967.94                       | 253.62           | 5,083.33        | 8,283.26                                      | 0.28             |                                       |
| 0.01  | 2,027.59                  | —                        | 250.36              | 1,526.48                       | 250.75           | 3,737.40        | 6,896.48                                      | 0.34             |                                       |
| 0.44  | 1,714.94                  | 0.20                     | 507.90              | 949.54                         | 257.29           | 1,560.08        | 4,532.87                                      | 4.49             |                                       |
| —   | 435.94                    | —                        | 1.19                | 419.67                         | 15.08            | 31.75           | 25.51   | 0.27             |                                       |
| —   | 148.72                    | —                        | 55.41               | 20.11                          | 73.21            | 66.57           | 106.41  | 2.34             |                                       |
| 0.32  | 103.61                    | —                        | 78.45               | 12.92                          | 12.24            | 31.73           | 140.45  | 0.90             |                                       |
| <b>1.20</b>                                   | <b>3,115.23</b>           | <b>—</b>                 | <b>983.15</b>       | <b>1,956.53</b>                | <b>175.54</b>    | <b>3,441.46</b> | <b>4,794.18</b>                               | <b>2.18</b>      |                                       |
| 1.00  | 639.46                    | —                        | 44.87               | 584.13                         | 10.45            | 74.48           | 85.23   | 0.00             |                                       |
| 0.00  | 791.54                    | —                        | 91.71               | 689.45                         | 10.39            | 427.56          | 1.22  | 0.66             |                                       |
| —   | 126.07                    | —                        | 40.04               | 59.03                          | 27.00            | 25.11           | 666.24  | 0.45             |                                       |
| —   | 219.39                    | —                        | 144.21              | 61.45                          | 13.73            | 73.47           | 750.88  | 0.01             |                                       |
| —   | 225.82                    | —                        | 6.28                | 210.51                         | 9.03             | 32.57           | 1,135.38                                      | 0.03             |                                       |
| —   | 48.39                     | —                        | 12.75               | 15.79                          | 19.85            | 1,197.69        | 1,340.47                                      | 0.26             |                                       |
| 0.17  | 246.39                    | —                        | 143.42              | 88.33                          | 14.64            | 1,125.22        | 12.15   | 0.35             |                                       |
| 0.01  | 503.01                    | —                        | 436.25              | 46.80                          | 19.96            | 287.68          | 677.49  | 0.11             |                                       |
| 0.02  | 80.91                     | —                        | 17.40               | 37.48                          | 26.03            | 18.59           | 82.55   | 0.28             |                                       |
| —   | 234.25                    | —                        | 46.22               | 163.57                         | 24.46            | 179.08          | 42.57   | 0.03             |                                       |
| -100.00                                       | 189.54                    | --                       | 165.66              | 336.43                         | -6.03            | 863.36          | -48.43  | -89.07           |                                       |
| --  | -46.26                    | --                       | 3,790.87            | -61.02                         | 62.18            | 463.94          | 66.87   | -88.53           |                                       |

Source : National Police Agency, MOI.

表35. 警察機關查獲槍枝、彈藥、刀械數量

| 年 (月) 別<br>Year (Month)          | 槍 枝 (枝) Firearms |                       |                        |            |                    |
|----------------------------------|------------------|-----------------------|------------------------|------------|--------------------|
|                                  | 合計<br>Total      | 制式槍枝<br>Standard Guns | 土製槍枝<br>Self-made Guns |            | 其他槍枝<br>Other Guns |
|                                  |                  |                       | 中共槍枝<br>PRC-made Guns  |            |                    |
| 一〇二年 2013                        | 1,507            | 434                   | 3                      | 1,052      | 21                 |
| 一〇三年 2014                        | 1,709            | 372                   | 3                      | 1,290      | 47                 |
| 一〇四年 2015                        | 1,743            | 333                   | 1                      | 1,389      | 21                 |
| 一〇五年 2016                        | 2,025            | 170                   | 2                      | 1,628      | 227                |
| 一〇六年 2017                        | 1,856            | 224                   | 1                      | 1,620      | 12                 |
| 一〇七年 2018                        | 2,180            | 276                   | 1                      | 1,890      | 14                 |
| 一〇八年 2019                        | 1,444            | 223                   | 1                      | 1,199      | 22                 |
| 一〇九年 2020                        | 1,497            | 157                   | —                      | 1,258      | 82                 |
| 一一〇年 2021                        | 1,296            | 111                   | —                      | 1,019      | 166                |
| 十月 Oct.                          | 113              | 5                     | —                      | 96         | 12                 |
| 十一月 Nov.                         | 101              | 8                     | —                      | 82         | 11                 |
| 十二月 Dec.                         | 102              | 11                    | —                      | 79         | 12                 |
| <b>一一一年 2022</b>                 | <b>1,003</b>     | <b>85</b>             | <b>1</b>               | <b>769</b> | <b>149</b>         |
| 一月 Jan.                          | 131              | 10                    | —                      | 105        | 16                 |
| 二月 Feb.                          | 81               | 4                     | —                      | 61         | 16                 |
| 三月 Mar.                          | 121              | 6                     | —                      | 93         | 22                 |
| 四月 Apr.                          | 113              | 11                    | —                      | 81         | 21                 |
| 五月 May                           | 82               | 3                     | —                      | 66         | 13                 |
| 六月 June                          | 89               | 8                     | —                      | 68         | 13                 |
| 七月 July                          | 126              | 15                    | —                      | 95         | 16                 |
| 八月 Aug.                          | 112              | 9                     | —                      | 93         | 10                 |
| 九月 Sept.                         | 70               | 10                    | 1                      | 50         | 10                 |
| 十月 Oct.                          | 78               | 9                     | —                      | 57         | 12                 |
| 較上月增減(%)<br>VS. with Last Month  | 11.43            | -10.00                | -100.00                | 14.00      | 20.00              |
| 較上年同月增減(%)<br>VS. with Last Year | -30.97           | 80.00                 | --                     | -40.63     | —                  |

資料來源：本部警政署。

說明：106年起將「空氣長(手)槍」由原「制式槍枝」歸類至「土製槍枝」。

TABLE 35. ILLEGAL GUNS, PISTOLS, AMMUNITION AND KNIVES CAPTURED BY POLICE ORGANIZATIONS

| 合計<br>Total   | 彈 類 (類) Ammunition         |                 |                         |                | 刀械<br>(把)<br>Knives |
|---------------|----------------------------|-----------------|-------------------------|----------------|---------------------|
|               | 子彈<br>Cartridges & Bullets | 手榴彈<br>Grenades | 土製炸彈<br>Self-made Bombs | 其他彈類<br>Others |                     |
|               |                            |                 |                         |                |                     |
| 19,382        | 8,334                      | 12              | 34                      | 11,002         | 465                 |
| 19,780        | 6,220                      | 2               | 91                      | 13,467         | 361                 |
| 20,438        | 7,049                      | 4               | 85                      | 13,300         | 425                 |
| 24,819        | 9,416                      | 1               | 114                     | 15,288         | 1,017               |
| 33,557        | 18,060                     | 2               | 35                      | 15,460         | 653                 |
| 18,092        | 5,588                      | —               | 40                      | 12,464         | 416                 |
| 203,427       | 188,791                    | —               | 56                      | 14,580         | 449                 |
| 17,045        | 4,583                      | 1               | 46                      | 12,415         | 985                 |
| 1,374         | 83                         | —               | 5                       | 1,286          | 44                  |
| 1,052         | 116                        | —               | 5                       | 931            | 40                  |
| 625           | 38                         | —               | 3                       | 584            | 41                  |
| <b>14,489</b> | <b>1,917</b>               | <b>—</b>        | <b>60</b>               | <b>12,512</b>  | <b>445</b>          |
| 1,592         | 225                        | —               | 2                       | 1,365          | 188                 |
| 1,243         | 91                         | —               | 4                       | 1,148          | 18                  |
| 2,431         | 34                         | —               | —                       | 2,397          | 56                  |
| 1,446         | 169                        | —               | 3                       | 1,274          | 44                  |
| 1,175         | 63                         | —               | 34                      | 1,078          | 20                  |
| 1,066         | 328                        | —               | 1                       | 737            | 20                  |
| 1,570         | 325                        | —               | 5                       | 1,240          | 25                  |
| 1,027         | 201                        | —               | 2                       | 824            | 37                  |
| 1,026         | 230                        | —               | 1                       | 795            | 22                  |
| 1,913         | 251                        | —               | 8                       | 1,654          | 15                  |
| 86.45         | 9.13                       | --              | 700.00                  | 108.05         | -31.82              |
| 39.23         | 202.41                     | --              | 60.00                   | 28.62          | -65.91              |

Source : National Police Agency, MOI.

Note : The air guns and pistols are classified to the improvised firearm from January 1, 2017.

表36. 警察機關處理違反社會秩序維護法案件

| 年 (月) 別<br>Year (Month)          | 總計<br>Grand Total |               | 妨害安寧秩序<br>Disturbance of the Peace |               |
|----------------------------------|-------------------|---------------|------------------------------------|---------------|
|                                  | 件數<br>Cases       | 人數<br>Persons | 件數<br>Cases                        | 人數<br>Persons |
| 一〇二年 2013                        | 7,329             | 14,057        | 3,085                              | 3,390         |
| 一〇三年 2014                        | 6,324             | 13,049        | 2,591                              | 2,754         |
| 一〇四年 2015                        | 5,237             | 13,709        | 1,155                              | 1,442         |
| 一〇五年 2016                        | 4,841             | 11,536        | 926                                | 1,234         |
| 一〇六年 2017                        | 4,919             | 12,031        | 959                                | 1,348         |
| 一〇七年 2018                        | 5,375             | 12,416        | 1,097                              | 1,516         |
| 一〇八年 2019                        | 7,149             | 16,048        | 1,564                              | 2,139         |
| 一〇九年 2020                        | 7,230             | 14,763        | 2,198                              | 2,792         |
| 一一〇年 2021                        | 7,025             | 12,913        | 1,699                              | 2,052         |
| 十月 Oct.                          | 476               | 979           | 115                                | 159           |
| 十一月 Nov.                         | 580               | 1,109         | 132                                | 143           |
| 十二月 Dec.                         | 649               | 1,261         | 148                                | 230           |
| <b>一一一年 2022</b>                 | <b>5,930</b>      | <b>11,125</b> | <b>1,585</b>                       | <b>1,825</b>  |
| 一月 Jan.                          | 694               | 1,416         | 163                                | 184           |
| 二月 Feb.                          | 624               | 1,394         | 145                                | 156           |
| 三月 Mar.                          | 702               | 1,336         | 183                                | 228           |
| 四月 Apr.                          | 568               | 1,027         | 160                                | 183           |
| 五月 May                           | 562               | 890           | 219                                | 247           |
| 六月 June                          | 508               | 985           | 152                                | 201           |
| 七月 July                          | 559               | 959           | 131                                | 156           |
| 八月 Aug.                          | 601               | 1,016         | 156                                | 170           |
| 九月 Sept.                         | 591               | 1,055         | 146                                | 156           |
| 十月 Oct.                          | 521               | 1,047         | 130                                | 144           |
| 較上月增減(%)<br>VS. with Last Month  | -11.84            | -0.76         | -10.96                             | -7.69         |
| 較上年同月增減(%)<br>VS. with Last Year | 9.45              | 6.95          | 13.04                              | -9.43         |

資料來源：本部警政署。

TABLE 36. VIOLATION OF THE LAW FOR MAINTAINING SOCIAL ORDER

| 妨害善良風俗<br>Violation of Moral Order |               | 妨害公務<br>Interference with Legal Activities |               | 妨害他人身體及財產<br>Interference with Other's Body or Property |               |
|------------------------------------|---------------|--|---------------|---|---------------|
| 件數<br>Cases                        | 人數<br>Persons | 件數<br>Cases                                | 人數<br>Persons | 件數<br>Cases   | 人數<br>Persons |
| 4,119                              | 10,401        | 24   | 28            | 101   | 238           |
| 3,581                              | 10,028        | 20   | 22            | 132   | 245           |
| 3,861                              | 11,806        | 54   | 115           | 167   | 346           |
| 3,440                              | 9,364         | 40   | 54            | 435   | 884           |
| 3,186                              | 9,220         | 59   | 63            | 715   | 1,400         |
| 3,065                              | 8,427         | 73   | 82            | 1,140   | 2,391         |
| 3,173                              | 9,292         | 124  | 158           | 2,288   | 4,459         |
| 2,783                              | 8,545         | 125  | 138           | 2,124   | 3,288         |
| 2,878                              | 7,332         | 114  | 124           | 2,334   | 3,405         |
| 185                                | 574           | 11   | 11            | 165   | 235           |
| 274                                | 733           | 4  | 4             | 170   | 229           |
| 235                                | 651           | 12   | 16            | 254   | 364           |
| <b>2,198</b>                       | <b>6,283</b>  | <b>101</b>                                 | <b>107</b>    | <b>2,046</b>  | <b>2,910</b>  |
| 289                                | 860           | 8  | 8             | 234   | 364           |
| 258                                | 931           | 15   | 17            | 206   | 290           |
| 255                                | 734           | 11   | 12            | 253   | 362           |
| 182                                | 527           | 7  | 8             | 219   | 309           |
| 104                                | 287           | 8  | 9             | 231   | 347           |
| 143                                | 509           | 16   | 17            | 197   | 258           |
| 236                                | 513           | 9  | 9             | 183   | 281           |
| 265                                | 597           | 7  | 7             | 173   | 242           |
| 268                                | 659           | 5  | 5             | 172   | 235           |
| 198                                | 666           | 15   | 15            | 178   | 222           |
| -26.12                             | 1.06          | 200.00                                     | 200.00        | 3.49  | -5.53         |
| 7.03                               | 16.03         | 36.36                                      | 36.36         | 7.88  | -5.53         |

Source : National Police Agency, MOI.

表37. 警察機關處理集會遊行發生數

單位：件

| 年 (月) 別<br>Year (Month)          | 總件數<br>Total Cases | 類別<br>By Classification |              |                         |
|----------------------------------|--------------------|-------------------------|--------------|-------------------------|
|                                  |                    | 室外<br>Outdoor           |              | 室內集會<br>Indoor Assembly |
|                                  |                    | 集會<br>Assembly          | 遊行<br>Parade |                         |
| 一〇二年 2013                        | 2,365              | 2,013                   | 352          | —                       |
| 一〇三年 2014                        | 14,751             | 10,334                  | 4,417        | —                       |
| 一〇四年 2015                        | 5,786              | 4,716                   | 1,070        | —                       |
| 一〇五年 2016                        | 4,967              | 3,504                   | 1,463        | —                       |
| 一〇六年 2017                        | 3,908              | 3,266                   | 642          | —                       |
| 一〇七年 2018                        | 27,134             | 17,673                  | 9,461        | —                       |
| 一〇八年 2019                        | 7,288              | 6,102                   | 1,186        | —                       |
| 一〇九年 2020                        | 5,389              | 3,946                   | 1,443        | —                       |
| 一一〇年 2021                        | 5,426              | 4,800                   | 626          | —                       |
| 十月 Oct.                          | 402                | 327                     | 75           | —                       |
| 十一月 Nov.                         | 1,155              | 1,034                   | 121          | —                       |
| 十二月 Dec.                         | 1,520              | 1,233                   | 287          | —                       |
| <b>一一一年 2022</b>                 | <b>9,782</b>       | <b>8,293</b>            | <b>1,489</b> | <b>—</b>                |
| 一月 Jan.                          | 306                | 261                     | 45           | —                       |
| 二月 Feb.                          | 226                | 202                     | 24           | —                       |
| 三月 Mar.                          | 344                | 304                     | 40           | —                       |
| 四月 Apr.                          | 230                | 188                     | 42           | —                       |
| 五月 May                           | 279                | 208                     | 71           | —                       |
| 六月 June                          | 215                | 189                     | 26           | —                       |
| 七月 July                          | 310                | 270                     | 40           | —                       |
| 八月 Aug.                          | 471                | 432                     | 39           | —                       |
| 九月 Sept.                         | 1,225              | 1,123                   | 102          | —                       |
| 十月 Oct.                          | 6,176              | 5,116                   | 1,060        | —                       |
| 較上月增減(%)<br>VS. with Last Month  | 404.16             | 355.57                  | 939.22       | --                      |
| 較上年同月增減(%)<br>VS. with Last Year | 1,436.32           | 1,464.53                | 1,313.33     | --                      |

資料來源：本部警政署。

TABLE 37. ASSEMBLY AND PARADE HANDLED BY POLICE ORGANIZATIONS

Unit : Cases

| 是否申請<br>By Applications |                   |                    | 使用警力<br>(人次)<br>Times of<br>Policemen<br>(Person-times) |
|-------------------------|-------------------|--------------------|---|
| 申請<br>Applied           |                   | 未申請<br>Not Applied |   |
| 准<br>Allowed            | 不准<br>Not Allowed |                    |   |
| 1,370                   | 22                | 973                | 153,536   |
| 12,335                  | 7                 | 2,409              | 646,449   |
| 3,518                   | 8                 | 2,260              | 240,515   |
| 3,412                   | 7                 | 1,548              | 221,061   |
| 2,300                   | 5                 | 1,603              | 162,200   |
| 15,918                  | 10                | 11,206             | 733,700   |
| 5,563                   | 3                 | 1,722              | 270,982   |
| 3,726                   | 4                 | 1,659              | 185,863   |
| 2,134                   | 13                | 3,279              | 114,403   |
| 166                     | 1                 | 235                | 8,696   |
| 463                     | 7                 | 685                | 26,628  |
| 661                     | 4                 | 855                | 38,962  |
| <b>6,559</b>            | <b>2</b>          | <b>3,221</b>       | <b>210,328</b>  |
| 124                     | —                 | 182                | 6,564   |
| 96                      | —                 | 130                | 4,316   |
| 210                     | —                 | 134                | 7,413   |
| 144                     | —                 | 86                 | 4,656   |
| 177                     | 1                 | 101                | 6,059   |
| 108                     | —                 | 107                | 4,588   |
| 172                     | —                 | 138                | 7,516   |
| 285                     | —                 | 186                | 11,247  |
| 859                     | 1                 | 365                | 30,579  |
| 4,384                   | —                 | 1,792              | 127,390   |
| 410.36                  | -100.00           | 390.96             | 316.59  |
| 2,540.96                | -100.00           | 662.55             | 1,364.93  |

Source : National Police Agency, MOI.

表38. 警察機關處理經濟案件

| 年(月)別<br>Year (Month)            | 總計<br>Grand Total |                               | 違反金融(1)<br>Counterfeit Currency, Unlawful Money Lending,<br>Illegal Debt Collection & Financial Transaction |                               |
|----------------------------------|-------------------|-------------------------------|---|-------------------------------|
|                                  | 件數<br>Cases       | 金額(千元)<br>Amount<br>(\$1,000) | 件數<br>Cases   | 金額(千元)<br>Amount<br>(\$1,000) |
| 一〇二年 2013                        | 10,293            | 29,392,921                    | 2,715   | 2,036,838                     |
| 一〇三年 2014                        | 8,310             | 80,203,522                    | 1,999   | 7,126,814                     |
| 一〇四年 2015                        | 8,428             | 29,608,897                    | 2,111   | 9,331,289                     |
| 一〇五年 2016                        | 7,203             | 24,937,459                    | 1,286   | 10,098,589                    |
| 一〇六年 2017                        | 7,020             | 17,782,259                    | 824   | 7,224,076                     |
| 一〇七年 2018                        | 6,900             | 28,212,712                    | 761   | 14,451,163                    |
| 一〇八年 2019                        | 7,748             | 47,975,660                    | 1,167   | 27,859,510                    |
| 一〇九年 2020                        | 11,157            | 132,070,331                   | 1,695   | 18,930,928                    |
| 一一〇年 2021                        | 10,255            | 115,930,883                   | 948   | 4,751,385                     |
| 十月 Oct.                          | 928               | 4,004,290                     | 76  | 64,868                        |
| 十一月 Nov.                         | 1,103             | 55,715,591                    | 99  | 165,562                       |
| 十二月 Dec.                         | 854               | 39,487,679                    | 52  | 844,958                       |
| <b>一一一年 2022</b>                 | <b>11,322</b>     | <b>39,344,281</b>             | <b>1,150</b>  | <b>5,023,094</b>              |
| 一月 Jan.                          | 1,073             | 11,643,764                    | 175   | 1,076,136                     |
| 二月 Feb.                          | 952               | 4,535,252                     | 43  | 92,761                        |
| 三月 Mar.                          | 1,254             | 5,206,000                     | 286   | 2,060,522                     |
| 四月 Apr.                          | 1,067             | 1,556,471                     | 95  | 128,606                       |
| 五月 May                           | 1,255             | 1,114,899                     | 39  | 169,412                       |
| 六月 June                          | 961               | 612,283                       | 97  | 81,864                        |
| 七月 July                          | 1,271             | 734,010                       | 235   | 172,401                       |
| 八月 Aug.                          | 1,345             | 2,724,447                     | 46  | 70,031                        |
| 九月 Sept.                         | 1,048             | 9,735,591                     | 78  | 1,127,961                     |
| 十月 Oct.                          | 1,096             | 1,481,567                     | 56  | 43,400                        |
| 較上月增減(%)<br>VS. with Last Month  | 4.58              | -84.78                        | -28.21  | -96.15                        |
| 較上年同月增減(%)<br>VS. with Last Year | 18.10             | -63.00                        | -26.32  | -33.10                        |

資料來源：本部警政署。  
 說明：1.102年1月起，走私加計「農藥」資料。106年1月起「違反金融」加計「違法收受存款」資料。  
 2.103年9月因「緝仿專案」，致使智慧財產權之件數及金額大幅增加，106年1月起加計「違反營業秘密法」資料。  
 3.106年1月起「違反販賣汽、柴油」更名為「違反石油管理法」、「違反公平交易法」更名為「囤積哄抬民生物資」；其他經濟案件加計「違反洗錢防制法」、「非法食品」及「非法藥物」等項目。

TABLE 38. DISCOVERED ECONOMIC FRAUDS HANDLED BY POLICE ORGANIZATIONS

| 囤積哄抬民生物資(3)<br>Hoard and Driving up<br>the Price of Livelihood Materials |                               | 違反石油管理法(3)<br>Violation of<br>Petroleum Administration Act |                               | 走私(1)<br>Smuggling |                               |
|--|-------------------------------|--|-------------------------------|--------------------|-------------------------------|
| 件數<br>Cases  | 金額(千元)<br>Amount<br>(\$1,000) | 件數<br>Cases  | 金額(千元)<br>Amount<br>(\$1,000) | 件數<br>Cases        | 金額(千元)<br>Amount<br>(\$1,000) |
| —  | —                             | 26   | 174,911                       | 455                | 731,723                       |
| 6  | 154,484                       | 11   | 5,880                         | 292                | 431,495                       |
| 4  | 224,792                       | 10   | 5,400                         | 386                | 440,429                       |
| —  | —                             | 7  | 824                           | 291                | 302,799                       |
| —  | —                             | 3  | 577                           | 324                | 577,784                       |
| —  | —                             | 2  | 439                           | 346                | 358,525                       |
| —  | —                             | —  | —                             | 483                | 304,904                       |
| 43   | 14,094                        | —  | —                             | 390                | 485,865                       |
| 3  | —                             | 1  | 414                           | 377                | 295,207                       |
| —  | —                             | —  | —                             | 48                 | 4,952                         |
| —  | —                             | —  | —                             | 34                 | 47,726                        |
| —  | —                             | —  | —                             | 34                 | 1,976                         |
| <b>—</b>   | <b>—</b>                      | <b>1</b>   | <b>400</b>                    | <b>263</b>         | <b>373,797</b>                |
| —  | —                             | 1  | 400                           | 39                 | 5,592                         |
| —  | —                             | —  | —                             | 21                 | 1,888                         |
| —  | —                             | —  | —                             | 31                 | 19,222                        |
| —  | —                             | —  | —                             | 28                 | 29,218                        |
| —  | —                             | —  | —                             | 44                 | 28,617                        |
| —  | —                             | —  | —                             | 18                 | 29,461                        |
| —  | —                             | —  | —                             | 31                 | 246,703                       |
| —  | —                             | —  | —                             | 26                 | 12,381                        |
| —  | —                             | —  | —                             | 12                 | 429                           |
| —  | —                             | —  | —                             | 13                 | 284                           |
| --   | --                            | --   | --                            | 8.33               | -33.80                        |
| --   | --                            | --   | --                            | -72.92             | -94.26                        |

Source : National Police Agency, MOI.  
 Note : 1.The figures of Smuggling include pesticide smuggling cases since Jan. 2013. The statistics of accepting deposits illegally has been first added to the Monthly since January 1, 2017.  
 2.The huge increase of the figures of "Infringement of Intellectual Property Rights " is due to "Fake Arresting Project" in Sept., 2014.  
 3.Since January 1, 2017, Illegal sales of Petroleum and Diesel has been renamed as Violation of Petroleum Administration Act, Violation of Fair Trade Act has been renamed as Hoard and Driving up the Price of Livelihood Materials, and the item of Others includes the Violation of Money Laundering Control Act, Adulterated Food and Counterfeit Drugs.

表38. 警察機關處理經濟案件 (續)

| 年(月)別<br>Year (Month)            | 產製、販賣私劣酒<br>Unlawful Alcohol<br>Production & Sale |                               | 侵害智慧財產權(2)<br>Infringement of Intell-<br>ectual Property Rights |                               |
|----------------------------------|---|-------------------------------|---|-------------------------------|
|                                  | 件數<br>Cases                                       | 金額(千元)<br>Amount<br>(\$1,000) | 件數<br>Cases   | 金額(千元)<br>Amount<br>(\$1,000) |
| 一〇二年 2013                        | 320   | 169,928                       | 5,730   | 26,279,493                    |
| 一〇三年 2014                        | 202   | 40,290                        | 4,910   | 72,426,965                    |
| 一〇四年 2015                        | 292   | 105,034                       | 5,014   | 19,501,574                    |
| 一〇五年 2016                        | 240   | 59,247                        | 4,946   | 14,476,000                    |
| 一〇六年 2017                        | 229   | 54,663                        | 4,532   | 8,378,113                     |
| 一〇七年 2018                        | 221   | 138,249                       | 4,316   | 10,918,319                    |
| 一〇八年 2019                        | 215   | 39,391                        | 3,781   | 12,159,639                    |
| 一〇九年 2020                        | 174   | 55,459                        | 3,904   | 18,143,600                    |
| 一一〇年 2021                        | 124   | 31,248                        | 3,672   | 102,960,031                   |
| 十月 Oct.                          | 17  | 3,774                         | 290   | 3,506,078                     |
| 十一月 Nov.                         | —   | —                             | 544   | 54,461,599                    |
| 十二月 Dec.                         | 18  | 2,537                         | 215   | 38,465,671                    |
| <b>一一一年 2022</b>                 | <b>103</b>  | <b>32,602</b>                 | <b>3,367</b>  | <b>10,153,277</b>             |
| 一月 Jan.                          | 22  | 1,774                         | 272   | 537,778                       |
| 二月 Feb.                          | 5   | 210                           | 416   | 3,846,136                     |
| 三月 Mar.                          | 25  | 14,490                        | 258   | 1,172,658                     |
| 四月 Apr.                          | 1   | 2                             | 285   | 178,550                       |
| 五月 May                           | 13  | 10,428                        | 469   | 477,092                       |
| 六月 June                          | 1   | 23                            | 188   | 71,868                        |
| 七月 July                          | 1   | 2                             | 351   | 114,468                       |
| 八月 Aug.                          | 30  | 3,759                         | 546   | 2,279,628                     |
| 九月 Sept.                         | 2   | 9                             | 302   | 1,087,628                     |
| 十月 Oct.                          | 3   | 1,905                         | 280   | 387,473                       |
| 較上月增減(%)<br>VS. with Last Month  | 50.00   | 21,794.70                     | -7.28   | -64.37                        |
| 較上年同月增減(%)<br>VS. with Last Year | -82.35  | -49.54                        | -3.45   | -88.95                        |

TABLE 38. DISCOVERED ECONOMIC FRAUDS HANDLED  
BY POLICE ORGANIZATIONS (CONT.)

| 盜採(砂)土石<br>Unlawful Collection<br>of Sandstone(Soil) | 濫(盜)伐木林<br>Unlawful Logging | 濫墾林地、山坡地<br>Unlawful Use of National<br>Land & Mountain Side | 其他經濟案件(3)<br>Others |                               |
|--|-----------------------------|--|---------------------|-------------------------------|
|  |                             |  | 件數<br>Cases         | 金額(千元)<br>Amount<br>(\$1,000) |
| 87   | 756                         | 203  | 1                   | 29                            |
| 74   | 486                         | 322  | 8                   | 17,594                        |
| 58   | 307                         | 239  | 7                   | 378                           |
| 35   | 205                         | 193  | —                   | —                             |
| 23   | 220                         | 177  | 688                 | 1,547,046                     |
| 14   | 139                         | 136  | 965                 | 2,346,017                     |
| 15   | 160                         | 139  | 1,788               | 7,612,215                     |
| 11   | 122                         | 107  | 4,711               | 94,440,384                    |
| 8  | 110                         | 101  | 4,911               | 7,892,598                     |
| 1  | 13                          | 20   | 463                 | 424,618                       |
| 1  | 10                          | 4  | 411                 | 1,040,704                     |
| —  | 14                          | 9  | 512                 | 172,536                       |
| <b>3</b>   | <b>97</b>                   | <b>78</b>  | <b>6,260</b>        | <b>23,761,111</b>             |
| —  | 8                           | 9  | 547                 | 10,022,083                    |
| —  | 7                           | 7  | 453                 | 594,257                       |
| 1  | 10                          | 14   | 629                 | 1,939,107                     |
| 1  | 19                          | 7  | 631                 | 1,220,095                     |
| —  | 6                           | 7  | 677                 | 429,349                       |
| —  | 9                           | 5  | 643                 | 429,068                       |
| —  | 13                          | 4  | 636                 | 200,436                       |
| 1  | 11                          | 8  | 677                 | 358,647                       |
| —  | 9                           | 10   | 635                 | 7,519,564                     |
| —  | 5                           | 7  | 732                 | 1,048,505                     |
| --   | -44.44                      | -30.00   | 15.28               | -86.06                        |
| -100.00  | -61.54                      | -65.00   | 58.10               | 146.93                        |



表39. 實際入國(境)人數－按性別、年齡及身分

單位：人次

| 年(月)別<br>Year (Month)            | 總入境<br>人 數<br>Total Entry<br>Persons | 按性別分 By Sex    |                | 按年齡分              |                   |
|----------------------------------|--------------------------------------|----------------|----------------|-------------------|-------------------|
|                                  |                                      | 男<br>Male      | 女<br>Female    | 0 - 14 歲<br>Years | 15 - 64歲<br>Years |
| 一〇二年 2013                        | 19,072,276                           | 9,842,931      | 9,229,345      | 1,085,878         | 16,539,929        |
| 一〇三年 2014                        | 21,707,379                           | 10,890,247     | 10,817,132     | 1,270,039         | 18,663,204        |
| 一〇四年 2015                        | 23,601,215                           | 11,663,849     | 11,937,366     | 1,457,170         | 20,245,223        |
| 一〇五年 2016                        | 25,227,784                           | 12,334,022     | 12,893,762     | 1,651,701         | 21,572,532        |
| 一〇六年 2017                        | 26,396,941                           | 12,872,230     | 13,524,711     | 1,791,388         | 22,437,483        |
| 一〇七年 2018                        | 27,623,223                           | 13,436,842     | 14,186,381     | 1,915,982         | 23,375,777        |
| 一〇八年 2019                        | 29,033,313                           | 13,963,282     | 15,070,031     | 2,059,946         | 24,352,900        |
| 一〇九年 2020                        | 3,980,796                            | 1,975,214      | 2,005,582      | 325,233           | 3,366,503         |
| 一一〇年 2021                        | 479,704                              | 295,923        | 183,781        | 20,880            | 422,586           |
| 十一月 Nov.                         | 41,467                               | 23,106         | 18,361         | 1,255             | 36,328            |
| 十二月 Dec.                         | 42,954                               | 25,410         | 17,544         | 1,608             | 37,222            |
| 一一一年 2022                        | <b>1,146,692</b>                     | <b>644,025</b> | <b>502,667</b> | <b>62,579</b>     | <b>995,528</b>    |
| 一月 Jan.                          | 60,579                               | 39,845         | 20,734         | 2,721             | 53,380            |
| 二月 Feb.                          | 36,568                               | 20,235         | 16,333         | 1,879             | 30,595            |
| 三月 Mar.                          | 49,813                               | 29,804         | 20,009         | 2,131             | 42,865            |
| 四月 Apr.                          | 61,059                               | 35,889         | 25,170         | 1,959             | 53,912            |
| 五月 May                           | 71,390                               | 42,286         | 29,104         | 2,650             | 64,648            |
| 六月 June                          | 97,715                               | 56,565         | 41,150         | 7,357             | 85,458            |
| 七月 July                          | 146,804                              | 81,557         | 65,247         | 13,942            | 124,514           |
| 八月 Aug.                          | 183,390                              | 98,212         | 85,178         | 15,527            | 157,168           |
| 九月 Sept.                         | 180,308                              | 99,715         | 80,593         | 5,656             | 159,643           |
| 十月 Oct.                          | 259,066                              | 139,917        | 119,149        | 8,757             | 223,345           |
| 較上月增減(%)<br>VS. with Last Month  | 43.68                                | 40.32          | 47.84          | 54.83             | 39.90             |
| 較上年同月增減(%)<br>VS. with Last Year | 524.75                               | 505.54         | 548.92         | 597.77            | 514.80            |

資料來源：本部移民署。

TABLE 39. ENTRY PERSONS - BY SEX, AGE, IDENTITY

Unit : Person-Times

| By Age                | 按身分分 By Identity                                   |  |                                     |   |                   |                |
|-----------------------|--|--|-------------------------------------|---|-------------------|----------------|
|                       | 有戶籍國民<br>(含金馬地區)<br>R.O.C. Registered<br>Nationals | 大陸地區人民<br>People of the<br>Mainland Area | 香港澳門居民<br>H.K. & Macao<br>Residents | 無戶籍國民<br>Nationals No<br>Register in R.O.C. | 外國人<br>Foreigners |                |
| 65歲以上<br>Years & Over | 1,446,469  | 11,055,996                               | 2,837,470                           | 1,062,417                                   | 20,794            | 4,095,599      |
|                       | 1,774,136  | 11,797,175                               | 3,947,610                           | 1,256,365                                   | 19,181            | 4,687,048      |
|                       | 1,898,822  | 13,161,430                               | 4,143,836                           | 1,393,704                                   | 19,198            | 4,883,047      |
|                       | 2,003,551  | 14,537,505                               | 3,472,673                           | 1,494,578                                   | 20,008            | 5,703,020      |
|                       | 2,168,070  | 15,657,340                               | 2,695,721                           | 1,570,182                                   | 20,760            | 6,452,938      |
|                       | 2,331,464  | 16,556,516                               | 2,661,977                           | 1,538,014                                   | 20,901            | 6,845,815      |
|                       | 2,620,467  | 17,169,208                               | 2,683,093                           | 1,641,333                                   | 21,411            | 7,518,268      |
|                       | 289,060  | 2,602,935                                | 107,531                             | 167,266                                     | 6,743             | 1,096,321      |
|                       | 36,238   | 339,225                                  | 13,251                              | 10,691                                      | 4,127             | 112,410        |
|                       | 3,884  | 27,360                                   | 1,605                               | 1,683                                       | 291               | 10,528         |
|                       | 4,124  | 29,493                                   | 1,245                               | 553   | 388               | 11,275         |
|                       | 5,296  | 50,005                                   | 1,380                               | 532   | 615               | 7,465          |
|                       | <b>88,585</b>                                      | <b>725,967</b>                           | <b>15,252</b>                       | <b>13,680</b>                               | <b>8,696</b>      | <b>383,097</b> |
|                       | 4,478  | 52,940                                   | 1,076                               | 344   | 446               | 5,773          |
|                       | 4,094  | 25,012                                   | 1,380                               | 826   | 381               | 8,969          |
|                       | 4,817  | 29,777                                   | 1,181                               | 671   | 358               | 17,826         |
|                       | 5,188  | 31,299                                   | 763                                 | 467   | 445               | 28,085         |
|                       | 4,092  | 38,924                                   | 704                                 | 480   | 653               | 30,629         |
|                       | 4,900  | 59,261                                   | 970                                 | 700   | 1,538             | 35,246         |
|                       | 8,348  | 96,813                                   | 1,806                               | 985   | 1,727             | 45,473         |
|                       | 10,695   | 114,091                                  | 2,302                               | 3,172                                       | 1,135             | 62,690         |
|                       | 15,009   | 111,990                                  | 2,627                               | 3,359                                       | 929               | 61,403         |
|                       | 26,964   | 165,860                                  | 2,443                               | 2,676                                       | 1,084             | 87,003         |
|                       | 79.65  | 48.10                                    | -7.00                               | -20.33                                      | 16.68             | 41.69          |
|                       | 594.23   | 506.21                                   | 52.21                               | 59.00                                       | 272.51            | 726.40         |

Source : National Immigration Agency, MOI.

表40. 實際入國(境)人數－按入國(境)地點分

單位：人次

| 年(月)別<br>Year (Month)             | 總計<br>Grand Total | 桃園機場<br>Taoyuan Airport | 高雄機場<br>Kaohsiung Airport | 臺中機場<br>Taichung Airport | 松山機場<br>Songshan Airport | 花蓮機場<br>Hualien Airport | 馬公機場<br>Magong Airport |
|-----------------------------------|-------------------|-------------------------|---------------------------|--------------------------|--------------------------|-------------------------|------------------------|
| 一〇二年 2013                         | 19,072,276        | 14,235,276              | 1,718,372                 | 549,927                  | 1,490,386                | 29,457                  | 4,489                  |
| 一〇三年 2014                         | 21,707,379        | 16,003,466              | 2,125,228                 | 696,150                  | 1,649,715                | 15,604                  | 2,438                  |
| 一〇四年 2015                         | 23,601,215        | 17,255,783              | 2,473,639                 | 773,339                  | 1,667,051                | 13,889                  | 15,368                 |
| 一〇五年 2016                         | 25,227,784        | 18,776,212              | 2,609,476                 | 740,162                  | 1,674,203                | 18,861                  | 813                    |
| 一〇六年 2017                         | 26,396,941        | 19,878,793              | 2,628,196                 | 706,588                  | 1,563,533                | 50,515                  | 19                     |
| 一〇七年 2018                         | 27,623,223        | 20,595,219              | 2,850,262                 | 814,294                  | 1,613,720                | 35,582                  | 1,081                  |
| 一〇八年 2019                         | 29,033,313        | 21,700,434              | 3,084,576                 | 848,040                  | 1,620,614                | 6,522                   | 142                    |
| 一〇九年 2020                         | 3,980,796         | 3,141,221               | 398,974                   | 106,226                  | 201,374                  | 3,250                   | —                      |
| 一一〇年 2021                         | 479,704           | 411,784                 | 21,114                    | 1,543                    | 29,973                   | 1                       | —                      |
| 十月 Oct.                           | 41,467            | 36,131                  | 1,668                     | 56                       | 2,194                    | —                       | —                      |
| 十一月 Nov.                          | 42,954            | 37,489                  | 1,753                     | 109                      | 2,168                    | —                       | —                      |
| 十二月 Dec.                          | 59,997            | 50,988                  | 3,126                     | 61                       | 3,786                    | —                       | —                      |
| <b>一一一年 2022</b>                  | <b>1,146,692</b>  | <b>1,057,265</b>        | <b>21,987</b>             | <b>573</b>               | <b>51,439</b>            | <b>1</b>                | <b>—</b>               |
| 一月 Jan.                           | 60,579            | 52,505                  | 3,494                     | 3                        | 3,918                    | —                       | —                      |
| 二月 Feb.                           | 36,568            | 32,694                  | 1,132                     | —                        | 1,978                    | —                       | —                      |
| 三月 Mar.                           | 49,813            | 44,321                  | 1,337                     | —                        | 2,404                    | —                       | —                      |
| 四月 Apr.                           | 61,059            | 57,056                  | 545                       | 2                        | 2,014                    | —                       | —                      |
| 五月 May                            | 71,390            | 67,547                  | 603                       | —                        | 1,854                    | —                       | —                      |
| 六月 June                           | 97,715            | 90,731                  | 1,074                     | —                        | 2,972                    | —                       | —                      |
| 七月 July                           | 146,804           | 137,355                 | 2,051                     | 8                        | 5,721                    | 1                       | —                      |
| 八月 Aug.                           | 183,390           | 169,963                 | 3,105                     | 35                       | 8,502                    | —                       | —                      |
| 九月 Sept.                          | 180,308           | 167,624                 | 3,407                     | 94                       | 7,698                    | —                       | —                      |
| 十月 Oct.                           | 259,066           | 237,469                 | 5,239                     | 431                      | 14,378                   | —                       | —                      |
| 較上月增減 (%)<br>VS. with Last Month  | 43.68             | 41.67                   | 53.77                     | 358.51                   | 86.78                    | --                      | --                     |
| 較上年同月增減 (%)<br>VS. with Last Year | 524.75            | 557.24                  | 214.09                    | 669.64                   | 555.33                   | --                      | --                     |

資料來源：本部移民署。

TABLE 40. ENTRY PERSONS - BY ARRIVING POINT

Unit : Person-Times

| 基隆港<br>Keelung Sea Port | 臺中港<br>Taichung Sea Port | 高雄港<br>Kaohsiung Sea Port | 花蓮港<br>Hualien Sea Port | 麥寮港<br>Mailiao Sea Port | 澎湖所屬港口<br>Penghu | 金門所屬港口<br>Kinmen | 馬祖所屬港口<br>Mazu | 其他機場、港口<br>Others |
|-------------------------|--------------------------|---------------------------|-------------------------|-------------------------|------------------|------------------|----------------|-------------------|
| 200,851                 | 60,615                   | 44,171                    | 16,431                  | 1,561                   | 27               | 671,237          | 20,620         | 28,856            |
| 228,002                 | 29,470                   | 86,150                    | 13,640                  | 1,657                   | 10               | 752,101          | 22,445         | 81,303            |
| 270,033                 | 41,114                   | 70,674                    | 9,134                   | 1,515                   | 16,574           | 877,349          | 21,586         | 94,167            |
| 333,517                 | 19,685                   | 36,802                    | 1,625                   | 1,681                   | 9,691            | 871,260          | 34,483         | 99,313            |
| 412,324                 | 29,061                   | 76,087                    | 6,228                   | 1,645                   | 551              | 878,208          | 29,821         | 135,372           |
| 484,293                 | 42,040                   | 47,499                    | 1,112                   | 1,732                   | 34               | 955,314          | 28,177         | 152,864           |
| 485,342                 | 45,784                   | 60,852                    | 5,147                   | 1,851                   | 2,864            | 984,134          | 31,881         | 155,130           |
| 29,920                  | 4,246                    | 15,029                    | 77                      | 378                     | 5                | 59,476           | 2,447          | 18,173            |
| 898                     | 3,011                    | 7,996                     | 31                      | 138                     | 18               | 2                | 16             | 3,179             |
| 49                      | 481                      | 363                       | 3                       | 19                      | 14               | 2                | —              | 487               |
| 48                      | 240                      | 889                       | —                       | 11                      | —                | —                | —              | 247               |
| 59                      | 270                      | 1,558                     | —                       | 25                      | —                | —                | 2              | 122               |
| <b>584</b>              | <b>4,835</b>             | <b>6,843</b>              | <b>74</b>               | <b>178</b>              | <b>3</b>         | <b>2</b>         | <b>18</b>      | <b>2,890</b>      |
| 48                      | 43                       | 344                       | 4                       | 16                      | —                | —                | 10             | 194               |
| 36                      | 270                      | 293                       | 1                       | 12                      | —                | —                | —              | 152               |
| 331                     | 418                      | 781                       | —                       | 14                      | 1                | —                | —              | 206               |
| 28                      | 490                      | 679                       | —                       | 13                      | —                | —                | 3              | 229               |
| 22                      | 630                      | 493                       | 1                       | 14                      | 1                | —                | —              | 225               |
| 20                      | 736                      | 1,879                     | 3                       | 14                      | —                | —                | —              | 286               |
| 16                      | 546                      | 771                       | 7                       | 20                      | —                | —                | —              | 308               |
| 16                      | 875                      | 472                       | —                       | 16                      | —                | —                | 3              | 403               |
| 17                      | 467                      | 655                       | 5                       | 19                      | 1                | —                | —              | 321               |
| 50                      | 360                      | 476                       | 53                      | 40                      | —                | 2                | 2              | 566               |
| 194.12                  | -22.91                   | -27.33                    | 960.00                  | 110.53                  | -100.00          | --               | --             | 76.32             |
| 2.04                    | -25.16                   | 31.13                     | 1,666.67                | 110.53                  | -100.00          | —                | --             | 16.22             |

Source : National Immigration Agency, MOI.

表41. 實際出國(境)人數－按性別、年齡及身分

單位：人次

| 年(月)別<br>Year (Month)            | 總出境<br>人 數<br>Total Exit<br>Persons | 按性別分 By Sex    |                | 按年齡分              |                   |
|----------------------------------|-------------------------------------|----------------|----------------|-------------------|-------------------|
|                                  |                                     | 男<br>Male      | 女<br>Female    | 0 - 14 歲<br>Years | 15 - 64歲<br>Years |
| 一〇二年 2013                        | 18,960,224                          | 9,792,897      | 9,167,327      | 1,080,170         | 16,438,374        |
| 一〇三年 2014                        | 21,614,937                          | 10,836,232     | 10,778,705     | 1,271,220         | 18,572,329        |
| 一〇四年 2015                        | 23,542,003                          | 11,631,761     | 11,910,242     | 1,453,835         | 20,189,748        |
| 一〇五年 2016                        | 25,216,914                          | 12,326,724     | 12,890,190     | 1,653,069         | 21,555,172        |
| 一〇六年 2017                        | 26,306,945                          | 12,821,895     | 13,485,050     | 1,789,260         | 22,353,481        |
| 一〇七年 2018                        | 27,640,474                          | 13,434,711     | 14,205,763     | 1,922,121         | 23,385,928        |
| 一〇八年 2019                        | 28,940,275                          | 13,933,337     | 15,006,938     | 2,049,454         | 24,280,206        |
| 一〇九年 2020                        | 3,894,821                           | 1,945,866      | 1,948,955      | 325,121           | 3,282,918         |
| 一一〇年 2021                        | 544,330                             | 313,435        | 230,895        | 26,889            | 476,552           |
| 十 月 Oct.                         | 38,397                              | 23,152         | 15,245         | 1,079             | 34,331            |
| 十一月 Nov.                         | 35,034                              | 20,858         | 14,176         | 1,018             | 30,562            |
| 十二月 Dec.                         | 45,046                              | 25,707         | 19,339         | 1,898             | 39,533            |
| <b>一一一年 2022</b>                 | <b>1,162,177</b>                    | <b>633,905</b> | <b>528,272</b> | <b>68,712</b>     | <b>1,008,654</b>  |
| 一 月 Jan.                         | 43,513                              | 24,342         | 19,171         | 2,191             | 38,558            |
| 二 月 Feb.                         | 72,670                              | 46,164         | 26,506         | 3,522             | 65,370            |
| 三 月 Mar.                         | 65,174                              | 38,013         | 27,161         | 2,433             | 57,598            |
| 四 月 Apr.                         | 63,313                              | 36,346         | 26,967         | 2,455             | 55,224            |
| 五 月 May                          | 69,720                              | 38,003         | 31,717         | 3,259             | 59,305            |
| 六 月 June                         | 107,378                             | 55,676         | 51,702         | 7,759             | 90,932            |
| 七 月 July                         | 152,342                             | 79,171         | 73,171         | 15,118            | 128,102           |
| 八 月 Aug.                         | 175,966                             | 92,261         | 83,705         | 16,759            | 149,962           |
| 九 月 Sept.                        | 169,121                             | 91,211         | 77,910         | 6,352             | 149,626           |
| 十 月 Oct.                         | 242,980                             | 132,718        | 110,262        | 8,864             | 213,977           |
| 較上月增減(%)<br>VS. with Last Month  | 43.67                               | 45.51          | 41.52          | 39.55             | 43.01             |
| 較上年同月增減(%)<br>VS. with Last Year | 532.81                              | 473.25         | 623.27         | 721.50            | 523.28            |

資料來源：本部移民署。

TABLE 41. EXIT PERSONS - BY SEX, AGE, IDENTITY

Unit : Person-Times

| By Age | 按 身 分 分 By Identity   |  |  |                                     |   |                   |
|--------|-----------------------|--|--|-------------------------------------|---|-------------------|
|        | 65歲以上<br>Years & Over | 有戶籍國民<br>(含金馬地區)<br>R.O.C. Registered<br>Nationals | 大陸地區人民<br>People of the<br>Mainland Area | 香港澳門居民<br>H.K. & Macao<br>Residents | 無戶籍國民<br>Nationals No<br>Register in R.O.C. | 外國人<br>Foreigners |
|        | 1,441,680             | 11,052,908   | 2,829,363                                | 1,050,747                           | 17,099                                      | 4,010,107         |
|        | 1,771,388             | 11,844,635   | 3,913,581                                | 1,248,236                           | 16,535                                      | 4,591,950         |
|        | 1,898,420             | 13,182,976   | 4,139,553                                | 1,383,244                           | 16,767                                      | 4,819,463         |
|        | 2,008,673             | 14,588,923   | 3,484,647                                | 1,490,798                           | 17,967                                      | 5,634,579         |
|        | 2,164,204             | 15,654,579   | 2,685,107                                | 1,565,002                           | 18,505                                      | 6,383,752         |
|        | 2,332,425             | 16,644,684   | 2,657,765                                | 1,539,699                           | 18,728                                      | 6,779,598         |
|        | 2,610,615             | 17,101,335   | 2,711,018                                | 1,632,957                           | 18,495                                      | 7,476,470         |
|        | 286,782               | 2,335,564  | 140,578                                  | 185,246                             | 4,003                                       | 1,229,430         |
|        | 40,889                | 359,977  | 17,353                                   | 7,041                               | 2,183                                       | 157,776           |
|        | 2,987                 | 25,928   | 683                                      | 366                                 | 72  | 11,348            |
|        | 3,454                 | 22,401   | 733                                      | 307                                 | 65  | 11,528            |
|        | 3,615                 | 26,646   | 1,082                                    | 455                                 | 126   | 16,737            |
|        | <b>84,811</b>         | <b>812,913</b>                                     | <b>14,599</b>                            | <b>12,101</b>                       | <b>5,393</b>                                | <b>317,171</b>    |
|        | 2,764                 | 25,925   | 793                                      | 602                                 | 213   | 15,980            |
|        | 3,778                 | 59,362   | 1,188                                    | 347                                 | 179   | 11,594            |
|        | 5,143                 | 44,089   | 1,093                                    | 310                                 | 207   | 19,475            |
|        | 5,634                 | 40,676   | 672                                      | 503                                 | 198   | 21,264            |
|        | 7,156                 | 45,602   | 1,306                                    | 765                                 | 255   | 21,792            |
|        | 8,687                 | 66,870   | 1,656                                    | 2,356                               | 372   | 36,124            |
|        | 9,122                 | 102,395  | 2,097                                    | 1,911                               | 966   | 44,973            |
|        | 9,245                 | 128,811  | 2,012                                    | 1,500                               | 1,732                                       | 41,911            |
|        | 13,143                | 126,864  | 1,920                                    | 1,542                               | 647   | 38,148            |
|        | 20,139                | 172,319  | 1,862                                    | 2,265                               | 624   | 65,910            |
|        | 53.23                 | 35.83  | -3.02                                    | 46.89                               | -3.55                                       | 72.77             |
|        | 574.22                | 564.61   | 172.62                                   | 518.85                              | 766.67                                      | 480.81            |

Source : National Immigration Agency, MOI.

表42. 實際出國(境)人數－按出國(境)地點分

單位：人次

| 年(月)別                             | 總計               | 桃園機場             | 高雄機場              | 臺中機場             | 松山機場             | 花蓮機場            | 馬公機場           |
|-----------------------------------|------------------|------------------|-------------------|------------------|------------------|-----------------|----------------|
| Year (Month)                      | Grand Total      | Taoyuan Airport  | Kaohsiung Airport | Taichung Airport | Songshan Airport | Hualien Airport | Magong Airport |
| 一〇二年 2013                         | 18,960,224       | 14,168,063       | 1,677,777         | 546,245          | 1,496,536        | 29,445          | 4,461          |
| 一〇三年 2014                         | 21,614,937       | 15,951,867       | 2,090,827         | 685,713          | 1,660,201        | 15,610          | 2,618          |
| 一〇四年 2015                         | 23,542,003       | 17,247,359       | 2,422,451         | 763,014          | 1,682,630        | 14,003          | 15,304         |
| 一〇五年 2016                         | 25,216,914       | 18,816,472       | 2,555,111         | 734,419          | 1,693,358        | 18,646          | 708            |
| 一〇六年 2017                         | 26,306,945       | 19,862,484       | 2,569,016         | 694,596          | 1,584,812        | 47,278          | 18             |
| 一〇七年 2018                         | 27,640,474       | 20,659,953       | 2,794,765         | 803,411          | 1,644,979        | 34,667          | 956            |
| 一〇八年 2019                         | 28,940,275       | 21,686,711       | 3,011,871         | 841,890          | 1,636,397        | 5,802           | 146            |
| 一〇九年 2020                         | 3,894,821        | 3,070,416        | 377,730           | 99,170           | 223,037          | 3,053           | —              |
| 一一〇年 2021                         | 544,330          | 464,989          | 21,223            | 702              | 38,126           | —               | —              |
| 十月 Oct.                           | 38,397           | 32,930           | 1,700             | 7                | 2,812            | —               | —              |
| 十一月 Nov.                          | 35,034           | 30,661           | 1,434             | —                | 2,311            | —               | —              |
| 十二月 Dec.                          | 45,046           | 39,358           | 1,528             | 53               | 2,148            | —               | —              |
| <b>一一一年 2022</b>                  | <b>1,162,177</b> | <b>1,052,355</b> | <b>26,745</b>     | <b>574</b>       | <b>65,218</b>    | <b>—</b>        | <b>—</b>       |
| 一月 Jan.                           | 43,513           | 39,017           | 593               | —                | 1,483            | —               | —              |
| 二月 Feb.                           | 72,670           | 62,490           | 3,266             | —                | 6,178            | —               | —              |
| 三月 Mar.                           | 65,174           | 57,049           | 1,858             | 11               | 5,130            | —               | —              |
| 四月 Apr.                           | 63,313           | 56,986           | 1,390             | 1                | 2,992            | —               | —              |
| 五月 May                            | 69,720           | 63,777           | 1,560             | —                | 3,121            | —               | —              |
| 六月 June                           | 107,378          | 98,472           | 2,603             | 2                | 4,314            | —               | —              |
| 七月 July                           | 152,342          | 139,370          | 2,842             | —                | 7,294            | —               | —              |
| 八月 Aug.                           | 175,966          | 160,853          | 3,256             | 58               | 9,663            | —               | —              |
| 九月 Sept.                          | 169,121          | 155,516          | 3,611             | 82               | 8,598            | —               | —              |
| 十月 Oct.                           | 242,980          | 218,825          | 5,766             | 420              | 16,445           | —               | —              |
| 較上月增減 (%)<br>VS. with Last Month  | 43.67            | 40.71            | 59.68             | 412.20           | 91.27            | --              | --             |
| 較上年同月增減 (%)<br>VS. with Last Year | 532.81           | 564.52           | 239.18            | 5,900.00         | 484.82           | --              | --             |

資料來源：本部移民署。

TABLE 42. EXIT PERSONS - BY DEPARTING POINT

Unit : Person-Times

| 基隆港              | 臺中港               | 高雄港                | 花蓮港              | 麥寮港              | 澎湖所屬港口   | 金門所屬港口   | 馬祖所屬港口   | 其他機場、港口      |
|------------------|-------------------|--------------------|------------------|------------------|----------|----------|----------|--------------|
| Keelung Sea Port | Taichung Sea Port | Kaohsiung Sea Port | Hualien Sea Port | Mailiao Sea Port | Penghu   | Kinmen   | Mazu     | Others       |
| 190,132          | 73,123            | 36,984             | 2,923            | 1,468            | 16       | 685,517  | 20,640   | 26,894       |
| 216,549          | 70,941            | 44,073             | 11,713           | 1,553            | 18       | 762,039  | 21,506   | 79,709       |
| 293,059          | 35,597            | 52,666             | 2,182            | 1,435            | 17,004   | 885,726  | 22,766   | 86,807       |
| 326,388          | 19,315            | 28,651             | 14,104           | 1,685            | 9,630    | 870,740  | 34,623   | 93,064       |
| 419,652          | 27,074            | 68,182             | 1,018            | 1,737            | 307      | 872,825  | 31,241   | 126,705      |
| 487,629          | 33,972            | 44,099             | 732              | 1,680            | 23       | 952,626  | 29,835   | 151,147      |
| 478,618          | 46,014            | 65,892             | 430              | 1,768            | 846      | 977,742  | 33,428   | 152,720      |
| 26,525           | 4,481             | 14,583             | 53               | 388              | —        | 53,418   | 2,781    | 19,186       |
| 515              | 2,770             | 12,006             | 51               | 146              | 7        | 2        | —        | 3,793        |
| 8                | 309               | 438                | 1                | 9                | —        | —        | —        | 183          |
| 6                | 182               | 318                | —                | 11               | —        | 2        | —        | 109          |
| 31               | 235               | 1,076              | —                | 2                | —        | —        | —        | 615          |
| <b>160</b>       | <b>4,515</b>      | <b>8,247</b>       | <b>62</b>        | <b>142</b>       | <b>—</b> | <b>—</b> | <b>7</b> | <b>4,152</b> |
| 20               | 50                | 1,931              | 4                | 9                | —        | —        | —        | 406          |
| 14               | 224               | 237                | —                | 7                | —        | —        | 4        | 250          |
| 20               | 478               | 263                | —                | 14               | —        | —        | —        | 351          |
| 22               | 509               | 696                | —                | 13               | —        | —        | —        | 704          |
| 4                | 612               | 478                | —                | 9                | —        | —        | —        | 159          |
| 17               | 705               | 608                | 1                | 18               | —        | —        | —        | 638          |
| 13               | 567               | 1,780              | —                | 17               | —        | —        | —        | 459          |
| 8                | 743               | 966                | 4                | 8                | —        | —        | —        | 407          |
| 14               | 415               | 481                | 3                | 16               | —        | —        | 3        | 382          |
| 28               | 212               | 807                | 50               | 31               | —        | —        | —        | 396          |
| 100.00           | -48.92            | 67.78              | 1,566.67         | 93.75            | --       | --       | -100.00  | 3.66         |
| 250.00           | -31.39            | 84.25              | 4,900.00         | 244.44           | --       | --       | --       | 116.39       |

Source : National Immigration Agency, MOI.

表43. 外僑居留人數及查處違法外來人口

TABLE 43. FOREIGN RESIDENTS AND FERRETED ILLEGAL FOREIGN RESIDENTS

單位：人

| 年(月)別<br>Year (Month)            | 合法居留外僑人數(1)        |                |                |   |              |                 |               |                        |
|----------------------------------|--------------------|----------------|----------------|---|--------------|-----------------|---------------|------------------------|
|                                  | 合計<br>Total        |                |                | 年滿十五歲以上居留外僑之<br>Population of 15 Years and Over |              |                 |               |                        |
|                                  | 計<br>Sub-<br>Total | 男<br>Male      | 女<br>Female    | 計<br>Sub-<br>Total                              | 商<br>Trader  | 工程師<br>Engineer | 教師<br>Teacher | 傳教士<br>Miss-<br>ionary |
| 一〇二年 2013                        | 525,109            | 225,905        | 299,204        | 518,886   | 4,613        | 2,192           | 6,044         | 1,800                  |
| 一〇三年 2014                        | 629,633            | 278,452        | 351,181        | 623,373   | 4,438        | 2,422           | 6,937         | 1,901                  |
| 一〇四年 2015                        | 637,843            | 285,378        | 352,465        | 632,115   | 4,662        | 2,416           | 6,606         | 1,638                  |
| 一〇五年 2016                        | 671,375            | 300,157        | 371,218        | 665,681   | 4,618        | 2,397           | 6,684         | 1,623                  |
| 一〇六年 2017                        | 717,736            | 326,658        | 391,078        | 712,113   | 4,725        | 2,545           | 6,575         | 1,535                  |
| 一〇七年 2018                        | 758,583            | 350,496        | 408,087        | 752,917   | 4,717        | 2,670           | 6,831         | 1,473                  |
| 一〇八年 2019                        | 785,341            | 362,323        | 423,018        | 779,566   | 5,224        | 3,035           | 7,023         | 1,496                  |
| 一〇九年 2020                        | 797,122            | 371,986        | 425,136        | 789,603   | 6,907        | 4,389           | 8,760         | 1,579                  |
| 一一〇年 2021                        | 752,900            | 356,458        | 396,442        | 745,812   | 7,181        | 5,132           | 9,126         | 1,544                  |
| 十月 Oct.                          | 760,680            | 360,419        | 400,261        | 753,571   | 7,410        | 5,316           | 9,176         | 1,576                  |
| 十一月 Nov.                         | 759,104            | 359,509        | 399,595        | 751,955   | 7,452        | 5,307           | 9,201         | 1,545                  |
| 十二月 Dec.                         | 752,900            | 356,458        | 396,442        | 745,812   | 7,181        | 5,132           | 9,126         | 1,544                  |
| <b>一一一年 2022</b>                 | <b>796,049</b>     | <b>396,531</b> | <b>399,518</b> | <b>788,677</b>                                  | <b>8,142</b> | <b>6,899</b>    | <b>9,563</b>  | <b>1,462</b>           |
| 一月 Jan.                          | 745,591            | 352,813        | 392,778        | 738,831   | 7,170        | 5,120           | 9,076         | 1,528                  |
| 二月 Feb.                          | 741,139            | 350,945        | 390,194        | 734,254   | 7,407        | 5,362           | 9,148         | 1,519                  |
| 三月 Mar.                          | 735,927            | 349,501        | 386,426        | 729,042   | 7,467        | 5,505           | 9,128         | 1,509                  |
| 四月 Apr.                          | 738,677            | 352,662        | 386,015        | 731,646   | 7,593        | 5,662           | 9,191         | 1,465                  |
| 五月 May                           | 747,630            | 359,941        | 387,689        | 740,758   | 7,664        | 5,811           | 9,118         | 1,435                  |
| 六月 June                          | 746,693            | 363,532        | 383,161        | 740,790   | 7,379        | 5,846           | 8,233         | 1,347                  |
| 七月 July                          | 747,585            | 367,250        | 380,335        | 741,911   | 7,354        | 5,980           | 7,586         | 1,321                  |
| 八月 Aug.                          | 765,793            | 378,604        | 387,189        | 758,810   | 7,825        | 6,401           | 8,989         | 1,381                  |
| 九月 Sept.                         | 783,662            | 389,512        | 394,150        | 776,424   | 7,879        | 6,685           | 9,366         | 1,430                  |
| 十月 Oct.                          | 796,049            | 396,531        | 399,518        | 788,677   | 8,142        | 6,899           | 9,563         | 1,462                  |
| 較上月增減(%)<br>VS. with Last Month  | 1.58               | 1.80           | 1.36           | 1.58  | 3.34         | 3.20            | 2.10          | 2.24                   |
| 較上年同月增減(%)<br>VS. with Last Year | 4.65               | 10.02          | -0.19          | 4.66  | 9.88         | 29.78           | 4.22          | -7.23                  |

資料來源：本部移民署。  
 說明：1. 係指年(月)底別。  
 2. 另含非法入境、漏(跳)船船員及尚未入境之違法外來人口。

Unit: Person

| Foreign Residents (1)            |                          |                    |                       |                            |                                      | 查處違法外來人口<br>Ferreted Foreign Illegal Residents |                   |                                       |                |
|----------------------------------|--------------------------|--------------------|-----------------------|----------------------------|--------------------------------------|--|-------------------|---------------------------------------|----------------|
| 經濟活動<br>by Economical Activities |                          |                    |                       |                            | 未滿<br>十五歲<br>兒童<br>Under 15<br>Years | 合計<br>Total                                    | 單純<br>逾期<br>Delay | 具違法行為事實(2)<br>With Illegal Activities |                |
| 技工技匠<br>Techni-<br>cian          | 外籍勞工<br>Foreign<br>Labor | 其他<br>職業<br>Others | 失業<br>Un-<br>employed | 非勞動力<br>Inactive<br>Person |                                      |  |                   | 未逾期<br>No<br>Overdue                  | 逾期(3)<br>Delay |
| 249                              | 428,897                  | 24,625             | 1,757                 | 48,709                     | 6,223                                | 27,169   | 7,961             | 571                                   | 18,637         |
| 275                              | 526,578                  | 27,950             | 2,236                 | 50,636                     | 6,260                                | 25,639   | 7,378             | 1,509                                 | 16,752         |
| 312                              | 533,869                  | 29,413             | 2,460                 | 50,739                     | 5,728                                | 30,582   | 7,898             | 858                                   | 21,826         |
| 341                              | 563,418                  | 30,484             | 3,092                 | 53,024                     | 5,694                                | 33,326   | 7,074             | 1,103                                 | 25,149         |
| 402                              | 602,366                  | 33,799             | 4,155                 | 56,011                     | 5,623                                | 35,760   | 6,983             | 1,684                                 | 27,093         |
| 425                              | 631,017                  | 36,703             | 6,683                 | 62,398                     | 5,666                                | 36,548   | 8,648             | 2,237                                 | 25,663         |
| 439                              | 646,736                  | 41,625             | 5,787                 | 68,201                     | 5,775                                | 47,438   | 15,483            | 2,266                                 | 29,689         |
| 472                              | 641,563                  | 46,808             | 4,999                 | 74,126                     | 7,519                                | 32,715   | 9,443             | 1,361                                 | 21,911         |
| 531                              | 595,155                  | 47,034             | 4,412                 | 75,697                     | 7,088                                | 32,421   | 7,237             | 1,297                                 | 23,887         |
| 560                              | 607,828                  | 47,734             | 4,492                 | 69,479                     | 7,109                                | 2,557  | 590               | 148                                   | 1,819          |
| 547                              | 601,519                  | 47,933             | 4,453                 | 73,998                     | 7,149                                | 2,292  | 510               | 184                                   | 1,598          |
| 531                              | 595,155                  | 47,034             | 4,412                 | 75,697                     | 7,088                                | 2,586  | 588               | 121                                   | 1,877          |
| <b>598</b>                       | <b>628,244</b>           | <b>51,377</b>      | <b>4,334</b>          | <b>78,058</b>              | <b>7,372</b>                         | <b>26,058</b>                                  | <b>6,301</b>      | <b>1,126</b>                          | <b>18,631</b>  |
| 537                              | 589,167                  | 47,411             | 4,419                 | 74,403                     | 6,760                                | 2,403  | 650               | 198                                   | 1,555          |
| 544                              | 584,032                  | 48,284             | 4,485                 | 73,473                     | 6,885                                | 1,866  | 508               | 109                                   | 1,249          |
| 550                              | 578,531                  | 48,298             | 4,476                 | 73,578                     | 6,885                                | 3,008  | 811               | 165                                   | 2,032          |
| 561                              | 579,940                  | 48,099             | 4,376                 | 74,759                     | 7,031                                | 2,385  | 595               | 85                                    | 1,705          |
| 566                              | 589,920                  | 47,828             | 4,246                 | 74,170                     | 6,872                                | 1,942  | 558               | 73                                    | 1,311          |
| 552                              | 601,036                  | 46,480             | 4,139                 | 65,778                     | 5,903                                | 2,629  | 637               | 79                                    | 1,913          |
| 561                              | 608,460                  | 47,414             | 4,135                 | 59,100                     | 5,674                                | 2,938  | 680               | 122                                   | 2,136          |
| 555                              | 616,832                  | 49,867             | 4,244                 | 62,716                     | 6,983                                | 3,323  | 754               | 103                                   | 2,466          |
| 572                              | 622,531                  | 50,988             | 4,358                 | 72,615                     | 7,238                                | 2,907  | 569               | 123                                   | 2,215          |
| 598                              | 628,244                  | 51,377             | 4,334                 | 78,058                     | 7,372                                | 2,657  | 539               | 69                                    | 2,049          |
| 4.55                             | 0.92                     | 0.76               | -0.55                 | 7.50                       | 1.85                                 | -8.60  | -5.27             | -43.90                                | -7.21          |
| 6.79                             | 3.36                     | 7.63               | -3.52                 | 12.35                      | 3.70                                 | 3.91   | -8.64             | -53.38                                | 12.67          |

Source: National Immigration Agency, MOI.  
 Note: 1. Refers to End of Year (Month).  
 2. Including illegal entry, missing seamen and illegal foreign residents who have not yet entered.

表44. 外來人口居留人數

單位:人

| 年(月)底別<br>End of Year(Month)     | 總計<br>Grand Total |                |                | 外國人<br>Foreigners |                |                |
|----------------------------------|-------------------|----------------|----------------|-------------------|----------------|----------------|
|                                  | 計<br>Total        | 男<br>Male      | 女<br>Female    | 計<br>Total        | 男<br>Male      | 女<br>Female    |
| 一〇二年 2013                        | 586,646           | 233,974        | 352,672        | 525,109           | 225,905        | 299,204        |
| 一〇三年 2014                        | 698,955           | 288,852        | 410,103        | 629,633           | 278,452        | 351,181        |
| 一〇四年 2015                        | 709,090           | 297,468        | 411,622        | 637,843           | 285,378        | 352,465        |
| 一〇五年 2016                        | 740,771           | 313,027        | 427,744        | 671,375           | 300,157        | 371,218        |
| 一〇六年 2017                        | 786,487           | 339,847        | 446,640        | 717,736           | 326,658        | 391,078        |
| 一〇七年 2018                        | 823,587           | 363,160        | 460,427        | 758,583           | 350,496        | 408,087        |
| 一〇八年 2019                        | 848,970           | 374,937        | 474,033        | 785,341           | 362,323        | 423,018        |
| 一〇九年 2020                        | 863,063           | 385,602        | 477,461        | 797,122           | 371,986        | 425,136        |
| 一一〇年 2021                        | 817,360           | 370,775        | 446,585        | 752,900           | 356,458        | 396,442        |
| 十月 Oct.                          | 822,283           | 373,428        | 448,855        | 760,680           | 360,419        | 400,261        |
| 十一月 Nov.                         | 822,646           | 373,385        | 449,261        | 759,104           | 359,509        | 399,595        |
| 十二月 Dec.                         | 817,360           | 370,775        | 446,585        | 752,900           | 356,458        | 396,442        |
| <b>一一一年 2022</b>                 | <b>859,557</b>    | <b>410,738</b> | <b>448,819</b> | <b>796,049</b>    | <b>396,531</b> | <b>399,518</b> |
| 一月 Jan.                          | 810,293           | 367,163        | 443,130        | 745,591           | 352,813        | 392,778        |
| 二月 Feb.                          | 805,821           | 365,375        | 440,446        | 741,139           | 350,945        | 390,194        |
| 三月 Mar.                          | 800,836           | 364,024        | 436,812        | 735,927           | 349,501        | 386,426        |
| 四月 Apr.                          | 803,220           | 367,132        | 436,088        | 738,677           | 352,662        | 386,015        |
| 五月 May                           | 811,396           | 374,177        | 437,219        | 747,630           | 359,941        | 387,689        |
| 六月 June                          | 808,441           | 377,015        | 431,426        | 746,693           | 363,532        | 383,161        |
| 七月 July                          | 808,037           | 380,165        | 427,872        | 747,585           | 367,250        | 380,335        |
| 八月 Aug.                          | 827,117           | 391,820        | 435,297        | 765,793           | 378,604        | 387,189        |
| 九月 Sept.                         | 846,183           | 403,326        | 442,857        | 783,662           | 389,512        | 394,150        |
| 十月 Oct.                          | 859,557           | 410,738        | 448,819        | 796,049           | 396,531        | 399,518        |
| 較上月增減(%)<br>VS. with Last Month  | 1.58              | 1.84           | 1.35           | 1.58              | 1.80           | 1.36           |
| 較上年同月增減(%)<br>VS. with Last Year | 4.53              | 9.99           | -0.01          | 4.65              | 10.02          | -0.19          |

資料來源：本部移民署。

TABLE 44. NON-HOUSEHOLD-REGISTERED RESIDENTS

Unit: Person

| 大陸地區人民<br>People of the<br>Mainland Area |              |               | 香港澳門居民<br>H.K & Macao Residents |              |              | 無戶籍國民<br>Nationals No Register in R.O.C. |              |              |
|--|--------------|---------------|---------------------------------|--------------|--------------|--|--------------|--------------|
| 計<br>Total                               | 男<br>Male    | 女<br>Female   | 計<br>Total                      | 男<br>Male    | 女<br>Female  | 計<br>Total                               | 男<br>Male    | 女<br>Female  |
| 50,088                                   | 1,761        | 48,327        | 8,697                           | 4,747        | 3,950        | 2,752                                    | 1,561        | 1,191        |
| 49,870                                   | 1,951        | 47,919        | 12,048                          | 6,681        | 5,367        | 7,404                                    | 1,768        | 5,636        |
| 50,163                                   | 2,325        | 47,838        | 14,376                          | 7,987        | 6,389        | 6,708                                    | 1,778        | 4,930        |
| 47,727                                   | 2,562        | 45,165        | 15,449                          | 8,589        | 6,860        | 6,220                                    | 1,719        | 4,501        |
| 45,526                                   | 2,665        | 42,861        | 15,637                          | 8,629        | 7,008        | 7,588                                    | 1,895        | 5,693        |
| 43,680                                   | 2,777        | 40,903        | 14,991                          | 8,141        | 6,850        | 6,333                                    | 1,746        | 4,587        |
| 42,962                                   | 2,954        | 40,008        | 14,732                          | 7,890        | 6,842        | 5,935                                    | 1,770        | 4,165        |
| 42,473                                   | 2,825        | 39,648        | 17,025                          | 8,959        | 8,066        | 6,443                                    | 1,832        | 4,611        |
| 39,406                                   | 2,757        | 36,649        | 18,903                          | 9,875        | 9,028        | 6,151                                    | 1,685        | 4,466        |
| 39,004                                   | 2,725        | 36,279        | 16,408                          | 8,577        | 7,831        | 6,191                                    | 1,707        | 4,484        |
| 39,285                                   | 2,753        | 36,532        | 18,094                          | 9,427        | 8,667        | 6,163                                    | 1,696        | 4,467        |
| 39,406                                   | 2,757        | 36,649        | 18,903                          | 9,875        | 9,028        | 6,151                                    | 1,685        | 4,466        |
| <b>38,896</b>                            | <b>2,935</b> | <b>35,961</b> | <b>18,466</b>                   | <b>9,627</b> | <b>8,839</b> | <b>6,146</b>                             | <b>1,645</b> | <b>4,501</b> |
| 39,708                                   | 2,811        | 36,897        | 18,875                          | 9,901        | 8,974        | 6,119                                    | 1,638        | 4,481        |
| 39,525                                   | 2,825        | 36,700        | 19,029                          | 9,976        | 9,053        | 6,128                                    | 1,629        | 4,499        |
| 39,521                                   | 2,817        | 36,704        | 19,289                          | 10,097       | 9,192        | 6,099                                    | 1,609        | 4,490        |
| 39,435                                   | 2,863        | 36,572        | 19,189                          | 10,011       | 9,178        | 5,919                                    | 1,596        | 4,323        |
| 39,171                                   | 2,842        | 36,329        | 18,829                          | 9,837        | 8,992        | 5,766                                    | 1,557        | 4,209        |
| 38,942                                   | 2,848        | 36,094        | 17,072                          | 9,093        | 7,979        | 5,734                                    | 1,542        | 4,192        |
| 38,778                                   | 2,868        | 35,910        | 15,898                          | 8,499        | 7,399        | 5,776                                    | 1,548        | 4,228        |
| 38,815                                   | 2,890        | 35,925        | 16,658                          | 8,761        | 7,897        | 5,851                                    | 1,565        | 4,286        |
| 38,807                                   | 2,942        | 35,865        | 17,731                          | 9,273        | 8,458        | 5,983                                    | 1,599        | 4,384        |
| 38,896                                   | 2,935        | 35,961        | 18,466                          | 9,627        | 8,839        | 6,146                                    | 1,645        | 4,501        |
| 0.23                                     | -0.24        | 0.27          | 4.15                            | 3.82         | 4.50         | 2.72                                     | 2.88         | 2.67         |
| -0.28                                    | 7.71         | -0.88         | 12.54                           | 12.24        | 12.87        | -0.73                                    | -3.63        | 0.38         |

Source : National Immigration Agency, MOI.

表45. 外來人口停留人數

單位:人

| 年(月)底別<br>End of Year(Month)     | 總計<br>Grand Total |               |               | 外國人<br>Foreigners |               |               |
|----------------------------------|-------------------|---------------|---------------|-------------------|---------------|---------------|
|                                  | 計<br>Total        | 男<br>Male     | 女<br>Female   | 計<br>Total        | 男<br>Male     | 女<br>Female   |
| 一〇二年 2013                        | 182,055           | 88,836        | 93,219        | 112,728           | 59,383        | 53,345        |
| 一〇三年 2014                        | 150,678           | 73,729        | 76,949        | 114,213           | 58,357        | 55,856        |
| 一〇四年 2015                        | 235,142           | 107,496       | 127,646       | 124,678           | 62,655        | 62,023        |
| 一〇五年 2016                        | 260,899           | 118,968       | 141,931       | 145,350           | 72,286        | 73,064        |
| 一〇六年 2017                        | 269,100           | 121,855       | 147,245       | 160,645           | 78,509        | 82,136        |
| 一〇七年 2018                        | 265,386           | 119,822       | 145,564       | 166,440           | 80,517        | 85,923        |
| 一〇八年 2019                        | 255,495           | 120,012       | 135,483       | 179,755           | 87,709        | 92,046        |
| 一〇九年 2020                        | 22,771            | 13,216        | 9,555         | 10,425            | 7,653         | 2,772         |
| 一一〇年 2021                        | 14,723            | 8,798         | 5,925         | 5,981             | 4,801         | 1,180         |
| 十月 Oct.                          | 14,520            | 7,563         | 6,957         | 3,564             | 2,488         | 1,076         |
| 十一月 Nov.                         | 13,750            | 7,420         | 6,330         | 4,226             | 3,029         | 1,197         |
| 十二月 Dec.                         | 14,723            | 8,798         | 5,925         | 5,981             | 4,801         | 1,180         |
| <b>一一一年 2022</b>                 | <b>36,625</b>     | <b>20,532</b> | <b>16,093</b> | <b>27,582</b>     | <b>16,172</b> | <b>11,410</b> |
| 一月 Jan.                          | 12,555            | 7,010         | 5,545         | 4,246             | 3,276         | 970           |
| 二月 Feb.                          | 12,697            | 7,026         | 5,671         | 4,303             | 3,251         | 1,052         |
| 三月 Mar.                          | 14,525            | 8,341         | 6,184         | 6,172             | 4,566         | 1,606         |
| 四月 Apr.                          | 15,036            | 8,682         | 6,354         | 6,795             | 4,917         | 1,878         |
| 五月 May                           | 15,447            | 8,896         | 6,551         | 7,489             | 5,228         | 2,261         |
| 六月 June                          | 18,877            | 11,216        | 7,661         | 10,693            | 7,381         | 3,312         |
| 七月 July                          | 20,943            | 12,423        | 8,520         | 12,769            | 8,496         | 4,273         |
| 八月 Aug.                          | 19,799            | 10,835        | 8,964         | 11,673            | 7,029         | 4,644         |
| 九月 Sept.                         | 25,641            | 14,159        | 11,482        | 16,376            | 9,724         | 6,652         |
| 十月 Oct.                          | 36,625            | 20,532        | 16,093        | 27,582            | 16,172        | 11,410        |
| 較上月增減(%)<br>VS. with Last Month  | 42.84             | 45.01         | 40.16         | 68.43             | 66.31         | 71.53         |
| 較上年同月增減(%)<br>VS. with Last Year | 152.24            | 171.48        | 131.32        | 673.91            | 550.00        | 960.41        |

資料來源：本部移民署。

TABLE 45. FOREIGN SOJOURNS

Unit:Person

| 大陸地區人民<br>People of the<br>Mainland Area |              |              | 香港澳門居民<br>H.K & Macao Residents |              |             | 無戶籍國民<br>Nationals No Register in R.O.C. |            |             |
|--|--------------|--------------|---------------------------------|--------------|-------------|--|------------|-------------|
| 計<br>Total                               | 男<br>Male    | 女<br>Female  | 計<br>Total                      | 男<br>Male    | 女<br>Female | 計<br>Total                               | 男<br>Male  | 女<br>Female |
| 53,434                                   | 21,207       | 32,227       | 13,655                          | 6,946        | 6,709       | 2,238                                    | 1,300      | 938         |
| 29,206                                   | 11,579       | 17,627       | 5,303                           | 2,709        | 2,594       | 1,956                                    | 1,084      | 872         |
| 88,586                                   | 34,828       | 53,758       | 20,166                          | 9,025        | 11,141      | 1,712                                    | 988        | 724         |
| 86,193                                   | 33,820       | 52,373       | 27,618                          | 11,888       | 15,730      | 1,738                                    | 974        | 764         |
| 81,987                                   | 31,625       | 50,362       | 24,838                          | 10,787       | 14,051      | 1,630                                    | 934        | 696         |
| 76,696                                   | 29,314       | 47,382       | 20,718                          | 9,112        | 11,606      | 1,532                                    | 879        | 653         |
| 45,888                                   | 18,898       | 26,990       | 28,403                          | 12,568       | 15,835      | 1,449                                    | 837        | 612         |
| 9,510                                    | 3,991        | 5,519        | 1,314                           | 704          | 610         | 1,522                                    | 868        | 654         |
| 6,569                                    | 2,802        | 3,767        | 1,054                           | 547          | 507         | 1,119                                    | 648        | 471         |
| 6,484                                    | 2,719        | 3,765        | 3,599                           | 1,852        | 1,747       | 873                                      | 504        | 369         |
| 6,609                                    | 2,807        | 3,802        | 1,960                           | 1,036        | 924         | 955                                      | 548        | 407         |
| 6,569                                    | 2,802        | 3,767        | 1,054                           | 547          | 507         | 1,119                                    | 648        | 471         |
| <b>6,064</b>                             | <b>2,697</b> | <b>3,367</b> | <b>2,024</b>                    | <b>1,114</b> | <b>910</b>  | <b>955</b>                               | <b>549</b> | <b>406</b>  |
| 6,387                                    | 2,702        | 3,685        | 860                             | 434          | 426         | 1,062                                    | 598        | 464         |
| 6,515                                    | 2,791        | 3,724        | 909                             | 448          | 461         | 970                                      | 536        | 434         |
| 6,477                                    | 2,775        | 3,702        | 939                             | 472          | 467         | 937                                      | 528        | 409         |
| 6,433                                    | 2,783        | 3,650        | 899                             | 464          | 435         | 909                                      | 518        | 391         |
| 6,007                                    | 2,628        | 3,379        | 864                             | 451          | 413         | 1,087                                    | 589        | 498         |
| 5,365                                    | 2,362        | 3,003        | 884                             | 467          | 417         | 1,935                                    | 1,006      | 929         |
| 5,079                                    | 2,202        | 2,877        | 981                             | 547          | 434         | 2,114                                    | 1,178      | 936         |
| 5,162                                    | 2,213        | 2,949        | 1,864                           | 965          | 899         | 1,100                                    | 628        | 472         |
| 5,739                                    | 2,512        | 3,227        | 2,562                           | 1,389        | 1,173       | 964                                      | 534        | 430         |
| 6,064                                    | 2,697        | 3,367        | 2,024                           | 1,114        | 910         | 955                                      | 549        | 406         |
| 5.66                                     | 7.36         | 4.34         | -21.00                          | -19.80       | -22.42      | -0.93                                    | 2.81       | -5.58       |
| -6.48                                    | -0.81        | -10.57       | -43.76                          | -39.85       | -47.91      | 9.39                                     | 8.93       | 10.03       |

Source : National Immigration Agency, MOI.

表46. 外來人口逾期居留人數

單位:人

| 年(月)底別<br>End of Year(Month)     | 總計<br>Grand Total |               |               | 外國人<br>Foreigners |               |               |
|----------------------------------|-------------------|---------------|---------------|-------------------|---------------|---------------|
|                                  | 計<br>Total        | 男<br>Male     | 女<br>Female   | 計<br>Total        | 男<br>Male     | 女<br>Female   |
| 一〇二年 2013                        | 47,964            | 16,864        | 31,100        | 47,377            | 16,825        | 30,552        |
| 一〇三年 2014                        | 49,265            | 18,476        | 30,789        | 48,776            | 18,429        | 30,347        |
| 一〇四年 2015                        | 56,557            | 23,310        | 33,247        | 56,055            | 23,252        | 32,803        |
| 一〇五年 2016                        | 58,700            | 24,785        | 33,915        | 58,231            | 24,722        | 33,509        |
| 一〇六年 2017                        | 56,675            | 23,309        | 33,366        | 56,190            | 23,238        | 32,952        |
| 一〇七年 2018                        | 54,681            | 21,980        | 32,701        | 54,236            | 21,917        | 32,319        |
| 一〇八年 2019                        | 50,702            | 20,153        | 30,549        | 50,288            | 20,085        | 30,203        |
| 一〇九年 2020                        | 58,033            | 24,894        | 33,139        | 57,574            | 24,811        | 32,763        |
| 一一〇年 2021                        | 60,486            | 27,009        | 33,477        | 59,982            | 26,883        | 33,099        |
| 十月 Oct.                          | 59,716            | 26,455        | 33,261        | 59,235            | 26,347        | 32,888        |
| 十一月 Nov.                         | 60,019            | 26,756        | 33,263        | 59,587            | 26,666        | 32,921        |
| 十二月 Dec.                         | 60,486            | 27,009        | 33,477        | 59,982            | 26,883        | 33,099        |
| <b>一一一年 2022</b>                 | <b>81,410</b>     | <b>42,943</b> | <b>38,467</b> | <b>80,950</b>     | <b>42,835</b> | <b>38,115</b> |
| 一月 Jan.                          | 59,968            | 26,624        | 33,344        | 59,517            | 26,534        | 32,983        |
| 二月 Feb.                          | 60,011            | 26,842        | 33,169        | 59,579            | 26,774        | 32,805        |
| 三月 Mar.                          | 60,017            | 27,113        | 32,904        | 59,574            | 27,022        | 32,552        |
| 四月 Apr.                          | 60,252            | 27,328        | 32,924        | 59,844            | 27,263        | 32,581        |
| 五月 May                           | 73,359            | 36,646        | 36,713        | 72,961            | 36,584        | 36,377        |
| 六月 June                          | 75,852            | 38,245        | 37,607        | 75,396            | 38,151        | 37,245        |
| 七月 July                          | 77,987            | 39,747        | 38,240        | 77,552            | 39,663        | 37,889        |
| 八月 Aug.                          | 78,596            | 40,500        | 38,096        | 78,196            | 40,437        | 37,759        |
| 九月 Sept.                         | 80,575            | 41,981        | 38,594        | 79,903            | 41,739        | 38,164        |
| 十月 Oct.                          | 81,410            | 42,943        | 38,467        | 80,950            | 42,835        | 38,115        |
| 較上月增減(%)<br>VS. with Last Month  | 1.04              | 2.29          | -0.33         | 1.31              | 2.63          | -0.13         |
| 較上年同月增減(%)<br>VS. with Last Year | 36.33             | 62.32         | 15.65         | 36.66             | 62.58         | 15.89         |

資料來源：本部移民署。

TABLE 46. OVERSTAYED FOREIGN NATIONALS WITH RESIDENT VISA

Unit: Person

| 大陸地區人民<br>People of the<br>Mainland Area |           |             | 香港澳門居民<br>H.K & Macao Residents |           |             | 無戶籍國民<br>Nationals No Register in R.O.C. |           |             |
|--|-----------|-------------|---------------------------------|-----------|-------------|--|-----------|-------------|
| 計<br>Total                               | 男<br>Male | 女<br>Female | 計<br>Total                      | 男<br>Male | 女<br>Female | 計<br>Total                               | 男<br>Male | 女<br>Female |
| 587                                      | 39        | 548         | —                               | —         | —           | —  | —         | —           |
| 473                                      | 36        | 437         | 4                               | 2         | 2           | 12                                       | 9         | 3           |
| 471                                      | 36        | 435         | 16                              | 11        | 5           | 15                                       | 11        | 4           |
| 431                                      | 34        | 397         | 25                              | 20        | 5           | 13                                       | 9         | 4           |
| 435                                      | 35        | 400         | 35                              | 26        | 9           | 15                                       | 10        | 5           |
| 404                                      | 34        | 370         | 27                              | 19        | 8           | 14                                       | 10        | 4           |
| 363                                      | 33        | 330         | 36                              | 25        | 11          | 15                                       | 10        | 5           |
| 371                                      | 31        | 340         | 72                              | 41        | 31          | 16                                       | 11        | 5           |
| 355                                      | 36        | 319         | 135                             | 82        | 53          | 14                                       | 8         | 6           |
| 340                                      | 32        | 308         | 127                             | 68        | 59          | 14                                       | 8         | 6           |
| 342                                      | 34        | 308         | 75                              | 47        | 28          | 15                                       | 9         | 6           |
| 355                                      | 36        | 319         | 135                             | 82        | 53          | 14                                       | 8         | 6           |
| <b>343</b>                               | <b>27</b> | <b>316</b>  | <b>103</b>                      | <b>72</b> | <b>31</b>   | <b>14</b>                                | <b>9</b>  | <b>5</b>    |
| 357                                      | 32        | 325         | 78                              | 48        | 30          | 16                                       | 10        | 6           |
| 369                                      | 31        | 338         | 47                              | 27        | 20          | 16                                       | 10        | 6           |
| 359                                      | 32        | 327         | 69                              | 50        | 19          | 15                                       | 9         | 6           |
| 356                                      | 30        | 326         | 40                              | 29        | 11          | 12                                       | 6         | 6           |
| 350                                      | 30        | 320         | 37                              | 26        | 11          | 11                                       | 6         | 5           |
| 349                                      | 31        | 318         | 96                              | 57        | 39          | 11                                       | 6         | 5           |
| 350                                      | 29        | 321         | 72                              | 47        | 25          | 13                                       | 8         | 5           |
| 346                                      | 29        | 317         | 42                              | 27        | 15          | 12                                       | 7         | 5           |
| 339                                      | 27        | 312         | 318                             | 205       | 113         | 15                                       | 10        | 5           |
| 343                                      | 27        | 316         | 103                             | 72        | 31          | 14                                       | 9         | 5           |
| 1.18                                     | —         | 1.28        | -67.61                          | -64.88    | -72.57      | -6.67                                    | -10.00    | —           |
| 0.88                                     | -15.63    | 2.60        | -18.90                          | 5.88      | -47.46      | —  | 12.50     | -16.67      |

Source : National Immigration Agency, MOI.



表47. 外來人口逾期停留人數

TABLE 47. OVERSTAYED FOREIGN NATIONALS WITH TOURIST VISA

單位:人

Unit:Person

| 年(月)底別<br>End of Year(Month)     | 總計<br>Grand Total |               |              | 外國人<br>Foreigners |               |              |
|----------------------------------|-------------------|---------------|--------------|-------------------|---------------|--------------|
|                                  | 計<br>Total        | 男<br>Male     | 女<br>Female  | 計<br>Total        | 男<br>Male     | 女<br>Female  |
| 一〇二年 2013                        | 21,965            | 10,737        | 11,228       | 17,351            | 8,953         | 8,398        |
| 一〇三年 2014                        | 19,733            | 9,962         | 9,771        | 16,935            | 8,946         | 7,989        |
| 一〇四年 2015                        | 20,865            | 10,808        | 10,057       | 18,033            | 9,731         | 8,302        |
| 一〇五年 2016                        | 20,692            | 10,811        | 9,881        | 17,796            | 9,672         | 8,124        |
| 一〇六年 2017                        | 23,234            | 10,091        | 13,143       | 20,303            | 8,923         | 11,380       |
| 一〇七年 2018                        | 35,284            | 20,844        | 14,440       | 32,349            | 19,656        | 12,693       |
| 一〇八年 2019                        | 32,763            | 19,447        | 13,316       | 29,817            | 18,256        | 11,561       |
| 一〇九年 2020                        | 28,028            | 16,663        | 11,365       | 25,181            | 15,458        | 9,723        |
| 一一〇年 2021                        | 20,519            | 12,398        | 8,121        | 17,893            | 11,259        | 6,634        |
| 十月 Oct.                          | 23,933            | 14,371        | 9,562        | 21,364            | 13,266        | 8,098        |
| 十一月 Nov.                         | 23,525            | 14,149        | 9,376        | 20,975            | 13,049        | 7,926        |
| 十二月 Dec.                         | 20,519            | 12,398        | 8,121        | 17,893            | 11,259        | 6,634        |
| <b>一一一年 2022</b>                 | <b>22,388</b>     | <b>13,731</b> | <b>8,657</b> | <b>19,873</b>     | <b>12,616</b> | <b>7,257</b> |
| 一月 Jan.                          | 22,898            | 13,790        | 9,108        | 20,311            | 12,663        | 7,648        |
| 二月 Feb.                          | 23,026            | 13,905        | 9,121        | 20,451            | 12,787        | 7,664        |
| 三月 Mar.                          | 22,812            | 13,816        | 8,996        | 20,230            | 12,689        | 7,541        |
| 四月 Apr.                          | 22,706            | 13,785        | 8,921        | 20,136            | 12,662        | 7,474        |
| 五月 May                           | 22,701            | 13,863        | 8,838        | 20,150            | 12,747        | 7,403        |
| 六月 June                          | 22,565            | 13,804        | 8,761        | 20,033            | 12,698        | 7,335        |
| 七月 July                          | 22,466            | 13,783        | 8,683        | 19,957            | 12,683        | 7,274        |
| 八月 Aug.                          | 22,005            | 13,503        | 8,502        | 19,502            | 12,402        | 7,100        |
| 九月 Sept.                         | 22,415            | 13,800        | 8,615        | 19,880            | 12,667        | 7,213        |
| 十月 Oct.                          | 22,388            | 13,731        | 8,657        | 19,873            | 12,616        | 7,257        |
| 較上月增減(%)<br>VS. with Last Month  | -0.12             | -0.50         | 0.49         | -0.04             | -0.40         | 0.61         |
| 較上年同月增減(%)<br>VS. with Last Year | -6.46             | -4.45         | -9.46        | -6.98             | -4.90         | -10.39       |

| 大陸地區人民<br>People of the<br>Mainland Area |            |             | 香港澳門居民<br>H.K & Macao Residents |            |             | 無戶籍國民<br>Nationals No Register in R.O.C. |            |             |
|--|------------|-------------|---------------------------------|------------|-------------|--|------------|-------------|
| 計<br>Total                               | 男<br>Male  | 女<br>Female | 計<br>Total                      | 男<br>Male  | 女<br>Female | 計<br>Total                               | 男<br>Male  | 女<br>Female |
| 2,856                                    | 872        | 1,984       | 1,057                           | 577        | 480         | 701                                      | 335        | 366         |
| 1,582                                    | 343        | 1,239       | 758                             | 438        | 320         | 458                                      | 235        | 223         |
| 1,528                                    | 364        | 1,164       | 782                             | 442        | 340         | 522                                      | 271        | 251         |
| 1,571                                    | 406        | 1,165       | 768                             | 444        | 324         | 557                                      | 289        | 268         |
| 1,569                                    | 427        | 1,142       | 774                             | 439        | 335         | 588                                      | 302        | 286         |
| 1,525                                    | 423        | 1,102       | 764                             | 438        | 326         | 646                                      | 327        | 319         |
| 1,477                                    | 407        | 1,070       | 757                             | 435        | 322         | 712                                      | 349        | 363         |
| 1,312                                    | 366        | 946         | 759                             | 445        | 314         | 776                                      | 394        | 382         |
| 1,139                                    | 338        | 801         | 689                             | 401        | 288         | 798                                      | 400        | 398         |
| 1,161                                    | 345        | 816         | 621                             | 373        | 248         | 787                                      | 387        | 400         |
| 1,148                                    | 340        | 808         | 610                             | 366        | 244         | 792                                      | 394        | 398         |
| 1,139                                    | 338        | 801         | 689                             | 401        | 288         | 798                                      | 400        | 398         |
| <b>1,082</b>                             | <b>334</b> | <b>748</b>  | <b>597</b>                      | <b>361</b> | <b>236</b>  | <b>836</b>                               | <b>420</b> | <b>416</b>  |
| 1,135                                    | 334        | 801         | 648                             | 391        | 257         | 804                                      | 402        | 402         |
| 1,129                                    | 332        | 797         | 630                             | 376        | 254         | 816                                      | 410        | 406         |
| 1,131                                    | 338        | 793         | 625                             | 373        | 252         | 826                                      | 416        | 410         |
| 1,128                                    | 339        | 789         | 613                             | 368        | 245         | 829                                      | 416        | 413         |
| 1,115                                    | 335        | 780         | 608                             | 365        | 243         | 828                                      | 416        | 412         |
| 1,110                                    | 333        | 777         | 598                             | 360        | 238         | 824                                      | 413        | 411         |
| 1,100                                    | 330        | 770         | 587                             | 353        | 234         | 822                                      | 417        | 405         |
| 1,092                                    | 333        | 759         | 585                             | 352        | 233         | 826                                      | 416        | 410         |
| 1,095                                    | 342        | 753         | 614                             | 373        | 241         | 826                                      | 418        | 408         |
| 1,082                                    | 334        | 748         | 597                             | 361        | 236         | 836                                      | 420        | 416         |
| -1.19                                    | -2.34      | -0.66       | -2.77                           | -3.22      | -2.07       | 1.21                                     | 0.48       | 1.96        |
| -6.80                                    | -3.19      | -8.33       | -3.86                           | -3.22      | -4.84       | 6.23                                     | 8.53       | 4.00        |

資料來源:本部移民署。

Source : National Immigration Agency, MOI.

表48. 小三通統計

單位:人

| 年(月)別<br>Year(month) | 總計<br>Grand Total |  |   |   |                                       |                    | 計<br>Total | 臺灣地區<br>人民<br>People of the<br>Taiwan Area |
|----------------------|-------------------|--|---|---|---------------------------------------|--------------------|------------|--|
|                      | 計<br>Total        | 臺灣地區<br>人民<br>People of the<br>Taiwan Area | 大陸地區<br>人民<br>People of the<br>Mainland<br>Area | 香港澳門<br>居民<br>H.K &<br>Macao<br>Residents | 無戶籍<br>國民<br>No Register<br>in R.O.C. | 外國人民<br>Foreigners |            |  |
| 一〇二年 2013            | 1,398,057         | 1,009,926                                  | 338,639   | 13,081                                    | 151                                   | 36,260             | 691,884    | 509,629                                    |
| 一〇三年 2014            | 1,558,119         | 1,033,205                                  | 448,847   | 32,510                                    | 84                                    | 43,473             | 774,556    | 522,050                                    |
| 一〇四年 2015            | 1,841,005         | 1,046,454                                  | 735,112   | 19,559                                    | 62                                    | 39,818             | 915,509    | 528,219                                    |
| 一〇五年 2016            | 1,830,427         | 1,030,841                                  | 738,556   | 20,070                                    | 89                                    | 40,871             | 915,434    | 520,907                                    |
| 一〇六年 2017            | 1,812,953         | 1,036,985                                  | 712,088   | 20,165                                    | 97                                    | 43,618             | 908,580    | 521,137                                    |
| 一〇七年 2018            | 1,966,009         | 1,098,170                                  | 800,080   | 21,824                                    | 106                                   | 45,829             | 983,525    | 550,167                                    |
| 一〇八年 2019            | 2,030,895         | 1,147,439                                  | 809,111   | 26,508                                    | 107                                   | 47,730             | 1,018,879  | 577,952                                    |
| 一〇九年 2020            | 118,127           | 78,308                                     | 36,140  | 795                                       | 5                                     | 2,879              | 61,928     | 42,973                                     |
| 一一〇年 2021            | 45                | —  | 43  | —   | —                                     | 2                  | 36         | —  |
| 十月 Oct.              | 16                | —  | 16  | —   | —                                     | —                  | 16         | —  |
| 十一月 Nov.             | 2                 | —  | 2   | —   | —                                     | —                  | —          | —  |
| 十二月 Dec.             | 2                 | —  | —   | —   | —                                     | 2                  | 2          | —  |
| 一一一年 2022            | 30                | —  | 18  | —   | —                                     | 12                 | 23         | —  |
| 一月 Jan.              | 10                | —  | 4   | —   | —                                     | 6                  | 10         | —  |
| 二月 Feb.              | 4                 | —  | 4   | —   | —                                     | —                  | —          | —  |
| 三月 Mar.              | 1                 | —  | 1   | —   | —                                     | —                  | 1          | —  |
| 四月 Apr.              | 3                 | —  | —   | —   | —                                     | 3                  | 3          | —  |
| 五月 May               | 1                 | —  | —   | —   | —                                     | 1                  | 1          | —  |
| 六月 June              | —                 | —  | —   | —   | —                                     | —                  | —          | —  |
| 七月 July              | —                 | —  | —   | —   | —                                     | —                  | —          | —  |
| 八月 Aug.              | 3                 | —  | 3   | —   | —                                     | —                  | 3          | —  |
| 九月 Sept.             | 4                 | —  | 4   | —   | —                                     | —                  | 1          | —  |
| 十月 Oct.              | 4                 | —  | 2   | —   | —                                     | 2                  | 4          | —  |
| 金門 Kinmen            | 2                 | —  | —   | —   | —                                     | 2                  | 2          | —  |
| 馬祖 Mazu              | 2                 | —  | 2   | —   | —                                     | —                  | 2          | —  |
| 澎湖 Penghu            | —                 | —  | —   | —   | —                                     | —                  | —          | —  |

資料來源：本部移民署。

說明：1. 金門小三通於民國90年1月1日實施，並自97年10月15日起增加澎湖。

2. 依據「臺灣地區與大陸地區人民關係條例」，臺灣地區人民係指在臺灣地區設有戶籍之人民。

Table 48. MINI THREE-LINK TRANSPORTATION

Unit: Person

| 入境<br>Entry                                     |   |                                       |                    | 出境<br>Exit |  |   |   |                                       |                    |
|---|---|---------------------------------------|--------------------|------------|--|---|---|---------------------------------------|--------------------|
| 大陸地區<br>人民<br>People of the<br>Mainland<br>Area | 香港澳門<br>居民<br>H.K &<br>Macao<br>Residents | 無戶籍<br>國民<br>No Register<br>in R.O.C. | 外國人民<br>Foreigners | 計<br>Total | 臺灣地區<br>人民<br>People of the<br>Taiwan Area | 大陸地區<br>人民<br>People of the<br>Mainland<br>Area | 香港澳門<br>居民<br>H.K &<br>Macao<br>Residents | 無戶籍<br>國民<br>No Register<br>in R.O.C. | 外國人民<br>Foreigners |
| 157,356   | 6,529                                     | 79                                    | 18,291             | 706,173    | 500,297                                    | 181,283   | 6,552                                     | 72                                    | 17,969             |
| 214,240   | 16,278                                    | 41                                    | 21,947             | 783,563    | 511,155                                    | 234,607   | 16,232                                    | 43                                    | 21,526             |
| 357,325   | 9,802                                     | 31                                    | 20,132             | 925,496    | 518,235                                    | 377,787   | 9,757                                     | 31                                    | 19,686             |
| 363,758   | 10,085                                    | 45                                    | 20,639             | 914,993    | 509,934                                    | 374,798   | 9,985                                     | 44                                    | 20,232             |
| 355,331   | 10,072                                    | 46                                    | 21,994             | 904,373    | 515,848                                    | 356,757   | 10,093                                    | 51                                    | 21,624             |
| 399,305   | 10,943                                    | 56                                    | 23,054             | 982,484    | 548,003                                    | 400,775   | 10,881                                    | 50                                    | 22,775             |
| 403,354   | 13,264                                    | 62                                    | 24,247             | 1,012,016  | 569,487                                    | 405,757   | 13,244                                    | 45                                    | 23,483             |
| 17,084  | 411                                       | 2                                     | 1,458              | 56,199     | 35,335                                     | 19,056  | 384                                       | 3                                     | 1,421              |
| 34  | —   | —                                     | 2                  | 9          | —  | 9   | —   | —                                     | —                  |
| 16  | —   | —                                     | —                  | —          | —  | —   | —   | —                                     | —                  |
| —   | —   | —                                     | —                  | 2          | —  | 2   | —   | —                                     | —                  |
| —   | —   | —                                     | 2                  | —          | —  | —   | —   | —                                     | —                  |
| 11  | —   | —                                     | 12                 | 7          | —  | 7   | —   | —                                     | —                  |
| 4   | —   | —                                     | 6                  | —          | —  | —   | —   | —                                     | —                  |
| —   | —   | —                                     | —                  | 4          | —  | 4   | —   | —                                     | —                  |
| 1   | —   | —                                     | —                  | —          | —  | —   | —   | —                                     | —                  |
| —   | —   | —                                     | 3                  | —          | —  | —   | —   | —                                     | —                  |
| —   | —   | —                                     | 1                  | —          | —  | —   | —   | —                                     | —                  |
| —   | —   | —                                     | —                  | —          | —  | —   | —   | —                                     | —                  |
| —   | —   | —                                     | —                  | —          | —  | —   | —   | —                                     | —                  |
| 3   | —   | —                                     | —                  | —          | —  | —   | —   | —                                     | —                  |
| 1   | —   | —                                     | —                  | 3          | —  | 3   | —   | —                                     | —                  |
| 2   | —   | —                                     | 2                  | —          | —  | —   | —   | —                                     | —                  |
| —   | —   | —                                     | 2                  | —          | —  | —   | —   | —                                     | —                  |
| 2   | —   | —                                     | —                  | —          | —  | —   | —   | —                                     | —                  |
| —   | —   | —                                     | —                  | —          | —  | —   | —   | —                                     | —                  |

Source: National Immigration Agency, MOI.

Notes: 1. Kinmen and Mazu mini three-link transportation was implemented on Jan. 1, 2001, and Penghu was included since Oct. 15, 2008.

2. "People of the Taiwan Area" refers to the people who have household registrations in the Taiwan Area.

表49. 大陸地區配偶申請來臺團聚通過訪查及面（訪）談

TABLE 49. VISIT AND INTERVIEW APPLICATIONS FOR MAINLAND CHINESE SPOUSES COMING TO TAIWAN TO GET TOGETHER WITH FAMILY MEMBERS

| 年(月)別<br>Year (Month)            | 申請團聚案件數 Applied for getting together |                                 |                                     |                                 |                                    |                               |
|----------------------------------|--------------------------------------|---------------------------------|-------------------------------------|---------------------------------|------------------------------------|-------------------------------|
|                                  | 總計<br>Grand Total                    | 通過訪查<br>件數<br>Passed<br>(Cases) | 未通過訪查須訪談件數<br>Visits and Interviews |                                 |                                    | 不予通過<br>比率(%)<br>Refused Rate |
|                                  |                                      |                                 | 計<br>Total                          | 通過訪談<br>件數<br>Passed<br>(Cases) | 不予通過<br>訪談件數<br>Refused<br>(Cases) |                               |
| 一〇二年 2013                        | 5,083                                | —                               | 5,083                               | 3,250                           | 1,833                              | 36.06                         |
| 一〇三年 2014                        | 4,501                                | —                               | 4,501                               | 2,924                           | 1,577                              | 35.04                         |
| 一〇四年 2015                        | 8,371                                | 4,751                           | 3,620                               | 2,460                           | 1,160                              | 13.86                         |
| 一〇五年 2016                        | 7,585                                | 4,060                           | 3,525                               | 2,355                           | 1,170                              | 15.43                         |
| 一〇六年 2017                        | 6,526                                | 3,414                           | 3,112                               | 2,053                           | 1,059                              | 16.23                         |
| 一〇七年 2018                        | 5,896                                | 3,160                           | 2,736                               | 1,806                           | 930                                | 15.77                         |
| 一〇八年 2019                        | 6,094                                | 3,727                           | 2,367                               | 1,502                           | 865                                | 14.19                         |
| 一〇九年 2020                        | 1,792                                | 1,076                           | 716                                 | 384                             | 332                                | 18.53                         |
| 一一〇年 2021                        | 1,408                                | 864                             | 544                                 | 324                             | 220                                | 15.63                         |
| 十月 Oct.                          | 240                                  | 182                             | 58                                  | 41                              | 17                                 | 7.08                          |
| 十一月 Nov.                         | 234                                  | 140                             | 94                                  | 57                              | 37                                 | 15.81                         |
| 十二月 Dec.                         | 179                                  | 116                             | 63                                  | 38                              | 25                                 | 13.97                         |
| <b>一一一年 2022</b>                 | <b>1,664</b>                         | <b>1,167</b>                    | <b>497</b>                          | <b>339</b>                      | <b>158</b>                         | <b>9.50</b>                   |
| 一月 Jan.                          | 139                                  | 78                              | 61                                  | 40                              | 21                                 | 15.11                         |
| 二月 Feb.                          | 106                                  | 69                              | 37                                  | 23                              | 14                                 | 13.21                         |
| 三月 Mar.                          | 135                                  | 94                              | 41                                  | 24                              | 17                                 | 12.59                         |
| 四月 Apr.                          | 143                                  | 89                              | 54                                  | 35                              | 19                                 | 13.29                         |
| 五月 May                           | 136                                  | 75                              | 61                                  | 41                              | 20                                 | 14.71                         |
| 六月 June                          | 122                                  | 73                              | 49                                  | 35                              | 14                                 | 11.48                         |
| 七月 July                          | 164                                  | 123                             | 41                                  | 29                              | 12                                 | 7.32                          |
| 八月 Aug.                          | 217                                  | 158                             | 59                                  | 39                              | 20                                 | 9.22                          |
| 九月 Sept.                         | 225                                  | 179                             | 46                                  | 36                              | 10                                 | 4.44                          |
| 十月 Oct.                          | 277                                  | 229                             | 48                                  | 37                              | 11                                 | 3.97                          |
| 較上月增減(%)<br>VS. with Last Month  | 23.11                                | 27.93                           | 4.35                                | 2.78                            | 10.00                              | -0.47                         |
| 較上年同月增減(%)<br>VS. with Last Year | 15.42                                | 25.82                           | -17.24                              | -9.76                           | -35.29                             | -3.11                         |

| 國境線面談<br>Border Interviews |                                 |                                    |   |                                  | 二度面談<br>Secondary Interviews |                                 |                                    |                                  |
|----------------------------|---------------------------------|------------------------------------|---|----------------------------------|------------------------------|---------------------------------|------------------------------------|----------------------------------|
| 件數<br>合計<br>Total<br>Cases | 通過面談<br>件數<br>Passed<br>(Cases) | 不予通過<br>面談件數<br>Refused<br>(Cases) | 須二度<br>面談件數<br>Require<br>Secondary<br>Interviews | 不予通過<br>比率(%)<br>Refused<br>Rate | 件數<br>合計<br>Total<br>Cases   | 通過面談<br>件數<br>Passed<br>(Cases) | 不予通過<br>面談件數<br>Refused<br>(Cases) | 不予通過<br>比率(%)<br>Refused<br>Rate |
| 9,130                      | 7,667                           | 175                                | 1,288   | 2.23                             | 1,356                        | 1,080                           | 276                                | 20.35                            |
| 8,256                      | 7,068                           | 157                                | 1,031   | 2.17                             | 1,028                        | 834                             | 194                                | 18.87                            |
| 7,563                      | 6,619                           | 159                                | 785   | 2.35                             | 661                          | 607                             | 54                                 | 8.17                             |
| 6,990                      | 6,237                           | 124                                | 629   | 1.95                             | 581                          | 540                             | 41                                 | 7.06                             |
| 5,867                      | 5,397                           | 69                                 | 401   | 1.26                             | 367                          | 331                             | 36                                 | 9.81                             |
| 5,326                      | 4,800                           | 163                                | 363   | 3.28                             | 348                          | 322                             | 26                                 | 7.47                             |
| 5,032                      | 4,592                           | 103                                | 337   | 2.19                             | 299                          | 275                             | 24                                 | 8.03                             |
| 1,450                      | 1,283                           | 97                                 | 70  | 7.03                             | 63                           | 57                              | 6                                  | 9.52                             |
| 1,074                      | 964                             | 26                                 | 84  | 2.63                             | 83                           | 76                              | 7                                  | 8.43                             |
| 110                        | 95                              | 2                                  | 13  | 2.06                             | 1                            | 1                               | —                                  | —                                |
| 153                        | 142                             | —                                  | 11  | —                                | 10                           | 9                               | 1                                  | 10.00                            |
| 157                        | 145                             | 3                                  | 9   | 2.03                             | 12                           | 10                              | 2                                  | 16.67                            |
| <b>1,242</b>               | <b>1,165</b>                    | <b>20</b>                          | <b>57</b>   | <b>1.69</b>                      | <b>58</b>                    | <b>56</b>                       | <b>2</b>                           | <b>3.45</b>                      |
| 156                        | 145                             | 1                                  | 10  | 0.68                             | 8                            | 8                               | —                                  | —                                |
| 111                        | 104                             | 2                                  | 5   | 1.89                             | 6                            | 6                               | —                                  | —                                |
| 93                         | 83                              | 3                                  | 7   | 3.49                             | 8                            | 8                               | —                                  | —                                |
| 76                         | 73                              | —                                  | 3   | —                                | 4                            | 4                               | —                                  | —                                |
| 73                         | 67                              | 1                                  | 5   | 1.47                             | 7                            | 6                               | 1                                  | 14.29                            |
| 93                         | 84                              | 1                                  | 8   | 1.18                             | 1                            | 1                               | —                                  | —                                |
| 139                        | 130                             | 2                                  | 7   | 1.52                             | 8                            | 7                               | 1                                  | 12.50                            |
| 158                        | 150                             | 3                                  | 5   | 1.96                             | 4                            | 4                               | —                                  | —                                |
| 183                        | 173                             | 6                                  | 4   | 3.35                             | 7                            | 7                               | —                                  | —                                |
| 160                        | 156                             | 1                                  | 3   | 0.64                             | 5                            | 5                               | —                                  | —                                |
| -12.57                     | -9.83                           | -83.33                             | -25.00  | -2.72                            | -28.57                       | -28.57                          | --                                 | —                                |
| 45.45                      | 64.21                           | -50.00                             | -76.92  | -1.42                            | 400.00                       | 400.00                          | --                                 | —                                |

資料來源：本部移民署。

說明：1. 101年起新增「國境線面談」統計。

2. 不予通過比率=不予通過訪談件數/申請團聚案件數。

Source : National Immigration Agency, MOI.

Note : 1. The figures include "Border Interviews" since 2012.

2. Refused Rate=Refused/Applied for getting together.

表50. 新住民發展基金核定補助

TABLE 50. SUBSIDIES OF NEW IMMIGRANTS DEVELOPMENT FUND

| 年 別<br>Year                        | 總 計<br>Total          |                                      |                        |                                       |                    |
|------------------------------------|-----------------------|--------------------------------------|------------------------|---------------------------------------|--------------------|
|                                    | 申請件數<br>Cases Applied | 申請金額(元)<br>Amount Applied<br>(NT.\$) | 核定件數<br>Cases Approved | 核定金額(元)<br>Amount Approved<br>(NT.\$) |                    |
| 一〇二年                               | 2013                  | 796                                  | 635,416,132            | 513                                   | 457,057,634        |
| 一〇三年                               | 2014                  | 643                                  | 610,880,833            | 395                                   | 422,262,764        |
| 一〇四年                               | 2015                  | 419                                  | 324,147,354            | 268                                   | 247,247,223        |
| 一〇五年                               | 2016                  | 289                                  | 369,320,290            | 182                                   | 291,716,517        |
| 一〇六年                               | 2017                  | 276                                  | 374,655,104            | 206                                   | 292,007,860        |
| 一〇七年                               | 2018                  | 290                                  | 302,830,676            | 220                                   | 242,700,264        |
| 一〇八年                               | 2019                  | 295                                  | 458,397,873            | 238                                   | 388,483,115        |
| 一〇九年                               | 2020                  | 327                                  | 469,326,255            | 276                                   | 398,466,185        |
| 一一〇年                               | 2021                  | 320                                  | 438,107,747            | 227                                   | 365,486,355        |
| 第三季                                | 3rd Qua.              | 117                                  | 200,762,355            | 105                                   | 182,531,229        |
| 第四季                                | 4th Qua.              | 65                                   | 69,608,195             | 31                                    | 39,793,187         |
| <b>一一一年</b>                        | <b>2022</b>           | <b>219</b>                           | <b>383,690,151</b>     | <b>197</b>                            | <b>357,341,771</b> |
| 第一季                                | 1st Qua.              | 50                                   | 28,970,981             | 41                                    | 25,017,509         |
| 第二季                                | 2nd Qua.              | 51                                   | 140,218,994            | 47                                    | 136,510,980        |
| 第三季                                | 3rd Qua.              | 118                                  | 214,500,176            | 109                                   | 195,813,282        |
| 較上期增減(%)<br>VS. with Last Bi-month |                       | 131.37                               | 52.98                  | 131.91                                | 43.44              |
| 較上年同期增減(%)<br>VS. with Last Year   |                       | 0.85                                 | 6.84                   | 3.81                                  | 7.28               |

| 中央政府<br>Central Government |                                      |                        |                                       |
|----------------------------|--------------------------------------|------------------------|---------------------------------------|
| 申請件數<br>Cases Applied      | 申請金額(元)<br>Amount Applied<br>(NT.\$) | 核定件數<br>Cases Approved | 核定金額(元)<br>Amount Approved<br>(NT.\$) |
| 44                         | 292,436,928                          | 32                     | 270,567,050                           |
| 33                         | 261,593,794                          | 22                     | 249,016,998                           |
| 29                         | 122,283,647                          | 19                     | 110,655,780                           |
| 25                         | 165,995,248                          | 21                     | 149,065,921                           |
| 30                         | 151,176,743                          | 21                     | 141,950,830                           |
| 33                         | 104,211,227                          | 19                     | 91,245,250                            |
| 40                         | 246,677,178                          | 28                     | 226,092,423                           |
| 46                         | 244,553,712                          | 28                     | 228,117,879                           |
| 33                         | 208,309,096                          | 23                     | 200,310,746                           |
| 9                          | 60,314,961                           | 9                      | 60,314,961                            |
| 14                         | 31,178,430                           | 5                      | 23,263,080                            |
| <b>17</b>                  | <b>195,468,930</b>                   | <b>17</b>              | <b>193,896,440</b>                    |
| 3                          | 14,941,542                           | 3                      | 14,260,902                            |
| 7                          | 122,238,631                          | 7                      | 122,238,631                           |
| 7                          | 58,288,757                           | 7                      | 57,396,907                            |
| —                          | -52.32                               | —                      | -53.05                                |
| -22.22                     | -3.36                                | -22.22                 | -4.84                                 |

資料來源：本部移民署。

說明：1. 本表資料109年以前係於每雙數月彙編。  
2. 依「新住民發展基金補助作業要點」修訂申請時間，自110年起改為每季統計，爰各季資料不宜與109年雙數月資料比較。

Source :National Immigration Agency, MOI.

Note :1.The figures are compiled bimonthly before 2020.

2.Due to the revision of the application time for "Operation Directions for Subsidies of the New Immigrant Development Fund", the figures have been compiled quarterly since 2021 and quarterly figures are not suitable for comparison with bimonthly figures before 2020.

表50. 新住民發展基金核定補助(續)

| 年 別<br>Year                        | 地方政府<br>Local Government |                                      |                        |                                       |
|------------------------------------|--------------------------|--------------------------------------|------------------------|---------------------------------------|
|                                    | 申請件數<br>Cases Applied    | 申請金額(元)<br>Amount Applied<br>(NT.\$) | 核定件數<br>Cases Approved | 核定金額(元)<br>Amount Approved<br>(NT.\$) |
| 一〇二年 2013                          | 203                      | 150,312,133                          | 138                    | 122,496,337                           |
| 一〇三年 2014                          | 136                      | 132,362,297                          | 112                    | 113,041,094                           |
| 一〇四年 2015                          | 100                      | 121,249,080                          | 94                     | 109,091,128                           |
| 一〇五年 2016                          | 128                      | 142,233,877                          | 109                    | 123,099,428                           |
| 一〇六年 2017                          | 128                      | 160,515,576                          | 115                    | 131,555,765                           |
| 一〇七年 2018                          | 164                      | 166,562,197                          | 144                    | 137,399,168                           |
| 一〇八年 2019                          | 159                      | 167,601,158                          | 147                    | 142,138,271                           |
| 一〇九年 2020                          | 175                      | 166,347,651                          | 172                    | 145,934,616                           |
| 一一〇年 2021                          | 142                      | 160,563,457                          | 126                    | 131,145,821                           |
| 第三季 3rd Qua.                       | 72                       | 114,860,086                          | 72                     | 99,194,675                            |
| 第四季 4th Qua.                       | 13                       | 12,857,414                           | 13                     | 12,418,454                            |
| <b>一一一年 2022</b>                   | <b>139</b>               | <b>164,585,278</b>                   | <b>130</b>             | <b>147,470,841</b>                    |
| 第一季 1st Qua.                       | 28                       | 9,533,179                            | 23                     | 7,845,058                             |
| 第二季 2nd Qua.                       | 22                       | 13,223,489                           | 22                     | 10,985,245                            |
| 第三季 3rd Qua.                       | 89                       | 141,828,610                          | 85                     | 128,640,538                           |
| 較上期增減(%)<br>VS. with Last Bi-month | 304.55                   | 972.55                               | 286.36                 | 1,071.03                              |
| 較上年同期增減(%)<br>VS. with Last Year   | 23.61                    | 23.48                                | 18.06                  | 29.68                                 |

TABLE 50. SUBSIDIES OF NEW IMMIGRANTS DEVELOPMENT FUND(CONT.)

| 民間團體<br>Non-governmental Associations |                                      |                        |                                       |
|---------------------------------------|--------------------------------------|------------------------|---------------------------------------|
| 申請件數<br>Cases Applied                 | 申請金額(元)<br>Amount Applied<br>(NT.\$) | 核定件數<br>Cases Approved | 核定金額(元)<br>Amount Approved<br>(NT.\$) |
| 549                                   | 192,667,071                          | 343                    | 63,994,247                            |
| 474                                   | 216,924,742                          | 261                    | 60,204,672                            |
| 290                                   | 80,614,627                           | 155                    | 27,500,315                            |
| 136                                   | 61,091,165                           | 52                     | 19,551,168                            |
| 118                                   | 62,962,785                           | 70                     | 18,501,265                            |
| 93                                    | 32,057,252                           | 57                     | 14,055,846                            |
| 96                                    | 44,119,537                           | 63                     | 20,252,421                            |
| 106                                   | 58,424,892                           | 76                     | 24,413,690                            |
| 145                                   | 69,235,194                           | 78                     | 34,029,788                            |
| 36                                    | 25,587,308                           | 24                     | 23,021,593                            |
| 38                                    | 25,572,351                           | 13                     | 4,111,653                             |
| <b>63</b>                             | <b>23,635,943</b>                    | <b>50</b>              | <b>15,974,490</b>                     |
| 19                                    | 4,496,260                            | 15                     | 2,911,549                             |
| 22                                    | 4,756,874                            | 18                     | 3,287,104                             |
| 22                                    | 14,382,809                           | 17                     | 9,775,837                             |
| —                                     | 202.36                               | -5.56                  | 197.40                                |
| -38.89                                | -43.79                               | -29.17                 | -57.54                                |

表51. 移民輔導成果

| 年(月)別<br>Year (Month)            | 諮詢服務<br>Consulting Services                |               |               |               |                   |                             |
|----------------------------------|--|---------------|---------------|---------------|-------------------|-----------------------------|
|                                  | 服務方式(人次)<br>Service Manners (Person-times) |               |               | 諮詢            |                   |                             |
|                                  | 合計<br>Total                                | 現場<br>Counter | 電話<br>Phone   | 合計<br>Total   | 居留定居<br>Residency | 就業服務<br>Employment Services |
| 一〇二年 2013                        | 31,825                                     | 14,961        | 16,864        | 38,589        | 20,278            | 2,498                       |
| 一〇三年 2014                        | 48,442                                     | 21,367        | 27,075        | 64,884        | 34,878            | 3,535                       |
| 一〇四年 2015                        | 50,111                                     | 22,342        | 27,769        | 65,834        | 40,591            | 6,362                       |
| 一〇五年 2016                        | 46,168                                     | 19,203        | 26,965        | 66,222        | 39,071            | 3,997                       |
| 一〇六年 2017                        | 46,584                                     | 20,009        | 26,575        | 65,566        | 37,657            | 4,191                       |
| 一〇七年 2018                        | 52,363                                     | 20,278        | 32,085        | 74,110        | 44,446            | 4,973                       |
| 一〇八年 2019                        | 47,310                                     | 18,285        | 29,025        | 70,094        | 41,283            | 4,663                       |
| 一〇九年 2020                        | 34,181                                     | 11,424        | 22,757        | 49,784        | 31,147            | 2,327                       |
| 一一〇年 2021                        | 36,745                                     | 11,727        | 25,018        | 52,448        | 34,069            | 2,373                       |
| 十月 Oct.                          | 3,054                                      | 977           | 2,077         | 4,108         | 2,624             | 162                         |
| 十一月 Nov.                         | 3,460                                      | 1,151         | 2,309         | 4,825         | 2,988             | 227                         |
| 十二月 Dec.                         | 3,299                                      | 1,156         | 2,143         | 4,586         | 2,913             | 200                         |
| <b>一一一年 2022</b>                 | <b>35,532</b>                              | <b>11,735</b> | <b>23,797</b> | <b>51,935</b> | <b>31,669</b>     | <b>2,758</b>                |
| 一月 Jan.                          | 3,215                                      | 1,117         | 2,098         | 4,936         | 3,041             | 332                         |
| 二月 Feb.                          | 2,871                                      | 938           | 1,933         | 4,098         | 2,569             | 193                         |
| 三月 Mar.                          | 3,388                                      | 1,185         | 2,203         | 5,025         | 2,942             | 304                         |
| 四月 Apr.                          | 3,324                                      | 1,083         | 2,241         | 4,626         | 2,864             | 214                         |
| 五月 May                           | 3,249                                      | 1,128         | 2,121         | 4,786         | 2,923             | 226                         |
| 六月 June                          | 3,632                                      | 1,152         | 2,480         | 5,034         | 3,178             | 266                         |
| 七月 July                          | 3,779                                      | 1,171         | 2,608         | 5,443         | 3,353             | 289                         |
| 八月 Aug.                          | 3,637                                      | 1,208         | 2,429         | 5,663         | 3,439             | 314                         |
| 九月 Sept.                         | 4,737                                      | 1,348         | 3,389         | 6,712         | 4,217             | 336                         |
| 十月 Oct.                          | 3,700                                      | 1,405         | 2,295         | 5,612         | 3,143             | 284                         |
| 較上月增減(%)<br>VS. with Last Month  | -21.89                                     | 4.23          | -32.28        | -16.39        | -25.47            | -15.48                      |
| 較上年同月增減(%)<br>VS. with Last Year | 21.15                                      | 43.81         | 10.50         | 36.61         | 19.78             | 75.31                       |

資料來源：本部移民署。

TABLE 51. IMMIGRANT CONSULTATION AND ASSISTANCE

| Consulting Services                            |                          |                     |                            |                             |                    |              |
|--|--------------------------|---------------------|----------------------------|-----------------------------|--------------------|--------------|
| 項目(人項次)<br>Consulting Items(Person-item-times) |                          |                     |                            |                             |                    |              |
| 人身安全<br>Personal Security                      | 福利服務<br>Welfare Services | 醫療衛生<br>Health Care | 子女教養<br>Children Education | 家庭關係<br>Family Relationship | 法律資訊<br>Legal Info | 其他<br>Others |
| 1,187  | 5,757                    | 3,250               | 504                        | 919                         | 1,238              | 2,958        |
| 1,645  | 7,660                    | 4,332               | 488                        | 900                         | 1,098              | 10,348       |
| 1,749  | 6,751                    | 3,215               | 959                        | 1,318                       | 1,748              | 3,141        |
| 1,558  | 8,491                    | 5,659               | 730                        | 1,268                       | 1,499              | 3,949        |
| 1,853  | 7,685                    | 6,712               | 760                        | 1,375                       | 1,757              | 3,576        |
| 1,841  | 7,775                    | 6,918               | 1,121                      | 1,796                       | 1,735              | 3,505        |
| 1,462  | 7,253                    | 6,463               | 1,330                      | 1,681                       | 1,790              | 4,169        |
| 848  | 4,788                    | 3,999               | 483                        | 718                         | 1,372              | 4,102        |
| 930  | 5,448                    | 3,826               | 568                        | 754                         | 1,446              | 3,034        |
| 55   | 553                      | 265                 | 28                         | 36                          | 121                | 264          |
| 95   | 595                      | 418                 | 38                         | 62                          | 158                | 244          |
| 88   | 545                      | 415                 | 39                         | 58                          | 123                | 205          |
| <b>1,225</b>                                   | <b>5,820</b>             | <b>4,404</b>        | <b>797</b>                 | <b>843</b>                  | <b>1,504</b>       | <b>2,915</b> |
| 131  | 443                      | 436                 | 146                        | 77                          | 120                | 210          |
| 78   | 491                      | 331                 | 57                         | 67                          | 110                | 202          |
| 192  | 594                      | 455                 | 75                         | 87                          | 140                | 236          |
| 107  | 518                      | 430                 | 70                         | 72                          | 132                | 219          |
| 106  | 567                      | 429                 | 68                         | 94                          | 134                | 239          |
| 90   | 560                      | 375                 | 55                         | 75                          | 130                | 305          |
| 120  | 642                      | 418                 | 65                         | 73                          | 171                | 312          |
| 141  | 675                      | 559                 | 66                         | 81                          | 180                | 208          |
| 130  | 686                      | 512                 | 95                         | 103                         | 187                | 446          |
| 130  | 644                      | 459                 | 100                        | 114                         | 200                | 538          |
| —  | -6.12                    | -10.35              | 5.26                       | 10.68                       | 6.95               | 20.63        |
| 136.36   | 16.46                    | 73.21               | 257.14                     | 216.67                      | 65.29              | 103.79       |

Source :National Immigration Agency, MOI.

表51. 移民輔導成果(續)

TABLE 51. IMMIGRANT CONSULTATION AND ASSISTANCE(CONT.)

| 年(月)別<br>Year (Month)            | 轉介服務(人次)    |                                 |                                |                                   |                                     |                                     |
|----------------------------------|-------------|---------------------------------|--------------------------------|-----------------------------------|-------------------------------------|-------------------------------------|
|                                  | 合計<br>Total | 外配家庭中<br>Foreign Family Centers | 社福中心<br>Social Welfare Centers | 家暴中心<br>Domestic Violence Centers | 衛生保健機構<br>Health Care Organizations | 勞政機構<br>Labor Affairs Organizations |
| 一〇二年 2013                        | 861         | 473                             | 25                             | 81                                | 9                                   | 61                                  |
| 一〇三年 2014                        | 932         | 276                             | 17                             | 55                                | 89                                  | 243                                 |
| 一〇四年 2015                        | 868         | 326                             | 15                             | 56                                | 57                                  | 167                                 |
| 一〇五年 2016                        | 787         | 333                             | 10                             | 39                                | 101                                 | 118                                 |
| 一〇六年 2017                        | 897         | 419                             | 20                             | 57                                | 111                                 | 113                                 |
| 一〇七年 2018                        | 989         | 642                             | 10                             | 46                                | 90                                  | 64                                  |
| 一〇八年 2019                        | 985         | 699                             | 28                             | 18                                | 74                                  | 51                                  |
| 一〇九年 2020                        | 637         | 402                             | 16                             | 28                                | 95                                  | 30                                  |
| 一一〇年 2021                        | 527         | 229                             | 26                             | 14                                | 126                                 | 61                                  |
| 十月 Oct.                          | 34          | 16                              | —                              | —                                 | 8                                   | 3                                   |
| 十一月 Nov.                         | 64          | 29                              | 1                              | 3                                 | 19                                  | 9                                   |
| 十二月 Dec.                         | 44          | 26                              | —                              | 1                                 | 6                                   | 5                                   |
| <b>一一一年 2022</b>                 | <b>538</b>  | <b>197</b>                      | <b>11</b>                      | <b>12</b>                         | <b>165</b>                          | <b>96</b>                           |
| 一月 Jan.                          | 46          | 13                              | 5                              | 1                                 | 11                                  | 8                                   |
| 二月 Feb.                          | 50          | 27                              | —                              | —                                 | 12                                  | 6                                   |
| 三月 Mar.                          | 65          | 27                              | —                              | 1                                 | 16                                  | 12                                  |
| 四月 Apr.                          | 48          | 21                              | 1                              | 2                                 | 16                                  | 8                                   |
| 五月 May                           | 40          | 16                              | —                              | —                                 | 11                                  | 7                                   |
| 六月 June                          | 56          | 9                               | —                              | 1                                 | 24                                  | 15                                  |
| 七月 July                          | 44          | 16                              | —                              | 1                                 | 16                                  | 7                                   |
| 八月 Aug.                          | 68          | 22                              | 3                              | 3                                 | 20                                  | 12                                  |
| 九月 Sept.                         | 55          | 20                              | —                              | —                                 | 18                                  | 13                                  |
| 十月 Oct.                          | 66          | 26                              | 2                              | 3                                 | 21                                  | 8                                   |
| 較上月增減(%)<br>VS. with Last Month  | 20.00       | 30.00                           | --                             | --                                | 16.67                               | -38.46                              |
| 較上年同月增減(%)<br>VS. with Last Year | 94.12       | 62.50                           | --                             | --                                | 162.50                              | 166.67                              |

| Referral Services (Person-times)      |                | 關懷訪視(人次)<br>Solicitous Phone Calls and Visits(Person-times) |                                |                       |
|---------------------------------------|----------------|---|--------------------------------|-----------------------|
| 民間團體<br>Non-governmental Associations | 其他單位<br>Others | 合計<br>Total   | 電話關懷<br>Solicitous Phone Calls | 家庭訪視<br>Family Visits |
| 85                                    | 127            | 20,005  | 17,491                         | 2,514                 |
| 101                                   | 151            | 19,736  | 18,242                         | 1,494                 |
| 104                                   | 143            | 19,844  | 18,485                         | 1,359                 |
| 76                                    | 110            | 20,967  | 20,129                         | 838                   |
| 93                                    | 84             | 17,305  | 16,381                         | 924                   |
| 59                                    | 78             | 15,924  | 15,040                         | 884                   |
| 73                                    | 42             | 18,899  | 18,075                         | 824                   |
| 45                                    | 21             | 11,099  | 10,378                         | 721                   |
| 31                                    | 40             | 11,709  | 11,108                         | 601                   |
| —                                     | 7              | 1,012   | 968                            | 44                    |
| —                                     | 3              | 1,350   | 1,287                          | 63                    |
| 4                                     | 2              | 1,046   | 1,002                          | 44                    |
| <b>33</b>                             | <b>24</b>      | <b>11,543</b>   | <b>11,046</b>                  | <b>497</b>            |
| 6                                     | 2              | 933   | 889                            | 44                    |
| 4                                     | 1              | 1,000   | 948                            | 52                    |
| 2                                     | 7              | 1,127   | 1,061                          | 66                    |
| —                                     | —              | 1,122   | 1,062                          | 60                    |
| 5                                     | 1              | 1,054   | 1,005                          | 49                    |
| 5                                     | 2              | 1,159   | 1,116                          | 43                    |
| 3                                     | 1              | 1,344   | 1,298                          | 46                    |
| 5                                     | 3              | 1,213   | 1,170                          | 43                    |
| 3                                     | 1              | 1,456   | 1,404                          | 52                    |
| —                                     | 6              | 1,135   | 1,093                          | 42                    |
| -100.00                               | 500.00         | -22.05  | -22.15                         | -19.23                |
| --                                    | -14.29         | 12.15   | 12.91                          | -4.55                 |

表52. 消防安全設備查察處理

TABLE 52. INSPECTION AND SUPERVISION OF FIRE SAFETY EQUIPMENT

| 年(月)別<br>Year (Month)            | 年(月)底<br>列管家數<br>Supervised<br>Houses | 檢查情形<br>Inspection     |                            |                                   | 複查情形<br>Recheck             |                                       |
|----------------------------------|---------------------------------------|------------------------|----------------------------|-----------------------------------|-----------------------------|---------------------------------------|
|                                  |                                       | 檢查件次<br>Total<br>Cases | 合格件次<br>Qualified<br>Cases | 不合格<br>件次<br>Unqualified<br>Cases | 複查件次<br>Cases of<br>Recheck | 複查不<br>合格件次<br>Unquali-<br>fied Cases |
| 一〇二年 2013                        | 197,984                               | 335,436                | 291,370                    | 44,066                            | 42,299                      | 2,851                                 |
| 一〇三年 2014                        | 189,296                               | 325,367                | 279,898                    | 45,469                            | 44,812                      | 2,285                                 |
| 一〇四年 2015                        | 211,200                               | 317,309                | 270,620                    | 46,689                            | 46,506                      | 2,178                                 |
| 一〇五年 2016                        | 212,618                               | 294,264                | 252,029                    | 42,235                            | 39,643                      | 1,631                                 |
| 一〇六年 2017                        | 217,989                               | 298,220                | 259,150                    | 39,070                            | 40,006                      | 1,610                                 |
| 一〇七年 2018                        | 225,836                               | 290,527                | 256,490                    | 34,037                            | 34,224                      | 1,412                                 |
| 一〇八年 2019                        | 231,039                               | 313,890                | 271,701                    | 42,189                            | 39,620                      | 1,453                                 |
| 一〇九年 2020                        | 240,209                               | 313,959                | 272,046                    | 41,913                            | 41,575                      | 1,606                                 |
| 一一〇年 2021                        | 245,498                               | 267,624                | 234,408                    | 33,216                            | 33,073                      | 1,439                                 |
| 十月 Oct.                          | 243,982                               | 26,774                 | 22,693                     | 4,081                             | 2,803                       | 92                                    |
| 十一月 Nov.                         | 244,999                               | 29,827                 | 25,508                     | 4,319                             | 3,352                       | 167                                   |
| 十二月 Dec.                         | 245,498                               | 35,994                 | 31,876                     | 4,118                             | 3,798                       | 125                                   |
| <b>一一一年 2022</b>                 | <b>256,442</b>                        | <b>221,914</b>         | <b>193,655</b>             | <b>28,259</b>                     | <b>28,825</b>               | <b>1,476</b>                          |
| 一月 Jan.                          | 245,838                               | 23,452                 | 20,012                     | 3,440                             | 3,704                       | 182                                   |
| 二月 Feb.                          | 246,844                               | 15,460                 | 13,084                     | 2,376                             | 2,768                       | 88                                    |
| 三月 Mar.                          | 247,717                               | 24,415                 | 20,998                     | 3,417                             | 3,296                       | 160                                   |
| 四月 Apr.                          | 248,790                               | 21,972                 | 19,003                     | 2,969                             | 3,016                       | 197                                   |
| 五月 May                           | 250,228                               | 18,591                 | 16,525                     | 2,066                             | 2,654                       | 126                                   |
| 六月 June                          | 251,619                               | 22,174                 | 19,449                     | 2,725                             | 2,598                       | 110                                   |
| 七月 July                          | 252,157                               | 31,266                 | 28,558                     | 2,708                             | 2,881                       | 197                                   |
| 八月 Aug.                          | 253,922                               | 22,998                 | 20,675                     | 2,323                             | 2,933                       | 114                                   |
| 九月 Sept.                         | 255,228                               | 19,340                 | 17,086                     | 2,254                             | 2,425                       | 112                                   |
| 十月 Oct.                          | 256,442                               | 22,246                 | 18,265                     | 3,981                             | 2,550                       | 190                                   |
| 較上月增減(%)<br>VS. with Last Month  | 0.48                                  | 15.03                  | 6.90                       | 76.62                             | 5.15                        | 69.64                                 |
| 較上年同月增減(%)<br>VS. with Last Year | 5.11                                  | -16.91                 | -19.51                     | -2.45                             | -9.03                       | 106.52                                |

資料來源：本部消防署。

| 違規處理情形<br>Handled Cases of Violation             |                  | 罰鍰收繳情形<br>Collected Fines  |   |                       | 強制執行<br>件次<br>Cases of<br>Compulsory<br>Execution<br>by the Court |                       |            |
|--|------------------|--|---|-----------------------|---|-----------------------|------------|
| 限期改善<br>件次<br>Improved<br>within a<br>Time Limit | 舉發件次<br>Reported | 停業或<br>停止使用<br>件次<br>Forced<br>Closure &<br>Suspension<br>of Building<br>Usage | 罰鍰(含連續處罰)<br>Fines(Incl. Repeated<br>Penalty) |                       |   |                       |            |
|  |                  |  | 件次<br>Cases                                   | 金額(元)<br>Amount(NT\$) | 件次<br>Cases   | 金額(元)<br>Amount(NT\$) |            |
| 41,248   | 1,577            | 50   | 1,324   | 23,866,400            | 1,213   | 19,015,167            | 542        |
| 43,185   | 2,285            | 35   | 1,377   | 24,539,000            | 1,234   | 19,942,466            | 369        |
| 44,511   | 2,177            | 18   | 1,493   | 25,613,000            | 1,358   | 19,889,618            | 659        |
| 40,604   | 1,631            | 24   | 1,203   | 21,202,000            | 1,183   | 18,915,034            | 262        |
| 37,460   | 1,610            | 26   | 1,197   | 20,894,900            | 1,245   | 18,005,562            | 317        |
| 32,623   | 1,412            | 38   | 1,169   | 22,000,000            | 1,299   | 18,838,722            | 330        |
| 40,736   | 1,453            | 17   | 1,173   | 23,077,000            | 1,250   | 22,017,725            | 299        |
| 40,303   | 1,606            | 42   | 1,396   | 25,569,000            | 1,375   | 23,559,199            | 209        |
| 31,775   | 1,441            | 7  | 1,139   | 20,990,400            | 1,169   | 19,969,460            | 203        |
| 3,989  | 92               | —  | 65  | 1,312,000             | 107   | 2,052,670             | 37         |
| 4,152  | 167              | —  | 101   | 1,795,000             | 91  | 1,555,917             | —          |
| 3,991  | 127              | 1  | 94  | 1,626,000             | 104   | 1,862,048             | 15         |
| <b>26,783</b>                                    | <b>1,476</b>     | <b>27</b>  | <b>1,574</b>                                  | <b>19,106,875</b>     | <b>1,312</b>  | <b>17,488,472</b>     | <b>198</b> |
| 3,258  | 182              | 1  | 107   | 2,046,000             | 95  | 1,591,982             | 11         |
| 2,288  | 88               | 1  | 82  | 1,275,000             | 81  | 1,354,860             | 7          |
| 3,257  | 160              | 2  | 161   | 2,657,000             | 117   | 1,854,123             | 8          |
| 2,772  | 197              | 4  | 73  | 1,308,000             | 117   | 1,962,213             | 22         |
| 1,940  | 126              | 8  | 149   | 2,680,100             | 93  | 1,648,975             | 15         |
| 2,615  | 110              | 2  | 73  | 1,194,000             | 116   | 1,899,212             | 24         |
| 2,511  | 197              | —  | 323   | 2,076,000             | 136   | 1,555,947             | 31         |
| 2,209  | 114              | 3  | 107   | 2,014,000             | 238   | 2,129,335             | 19         |
| 2,142  | 112              | —  | 178   | 1,797,375             | 171   | 2,153,224             | 38         |
| 3,791  | 190              | 6  | 321   | 2,059,400             | 148   | 1,338,601             | 23         |
| 76.98  | 69.64            | --   | 80.34   | 14.58                 | -13.45  | -37.83                | -39.47     |
| -4.96  | 106.52           | --   | 393.85  | 56.97                 | 38.32   | -34.79                | -37.84     |

Source : National Fire Agency, MOI.



表53. 火災次數－按起火處所分

TABLE 53. NUMBER OF FIRES - BY CAUGHT PLACE

單位：次

Unit : Times

| 年(月)別<br>Year (Month)            | 總計<br>Grand Total | 客廳<br>Sitting Room | 餐廳<br>Dining Room | 臥房<br>Bed-Room | 書房<br>Study Room | 廚房<br>Cook-Room | 浴廁<br>Bather | 神明廳<br>Dei-fying Room | 陽台<br>Piazza | 庭院<br>Yard | 辦公室<br>Office |
|----------------------------------|-------------------|--------------------|-------------------|----------------|------------------|-----------------|--------------|-----------------------|--------------|------------|---------------|
| 一〇二年 2013                        | 1,451             | 115                | 15                | 249            | 8                | 104             | 6            | 60                    | 21           | 21         | 24            |
| 一〇三年 2014                        | 1,417             | 120                | 18                | 232            | 6                | 98              | 15           | 60                    | 21           | 9          | 34            |
| 一〇四年 2015                        | 1,704             | 131                | 17                | 257            | 7                | 98              | 15           | 56                    | 44           | 23         | 40            |
| 一〇五年 2016                        | 1,856             | 147                | 24                | 315            | 10               | 146             | 17           | 59                    | 39           | 21         | 32            |
| 一〇六年 2017                        | 30,464            | 528                | 114               | 862            | 24               | 3,700           | 165          | 280                   | 472          | 158        | 125           |
| 一〇七年 2018                        | 27,922            | 498                | 115               | 801            | 21               | 3,700           | 119          | 255                   | 505          | 123        | 122           |
| 一〇八年 2019                        | 22,866            | 481                | 106               | 754            | 24               | 3,258           | 154          | 258                   | 445          | 125        | 136           |
| 一〇九年 2020                        | 22,248            | 460                | 82                | 716            | 18               | 2,731           | 145          | 230                   | 378          | 112        | 132           |
| 一一〇年 2021                        | 21,684            | 479                | 60                | 714            | 29               | 1,863           | 145          | 205                   | 385          | 112        | 127           |
| 十月 Oct.                          | 1,409             | 33                 | 7                 | 52             | 4                | 139             | 9            | 15                    | 23           | 9          | 11            |
| 十一月 Nov.                         | 1,355             | 36                 | 4                 | 51             | 2                | 141             | 9            | 15                    | 20           | 9          | 11            |
| 十二月 Dec.                         | 1,601             | 51                 | 6                 | 75             | 2                | 164             | 13           | 14                    | 40           | 9          | 8             |
| <b>一一一年 2022</b>                 | <b>13,249</b>     | <b>354</b>         | <b>61</b>         | <b>610</b>     | <b>22</b>        | <b>1,431</b>    | <b>105</b>   | <b>171</b>            | <b>241</b>   | <b>80</b>  | <b>107</b>    |
| 一月 Jan.                          | 1,482             | 39                 | 9                 | 61             | 2                | 220             | 19           | 25                    | 21           | 13         | 8             |
| 二月 Feb.                          | 1,182             | 51                 | 5                 | 58             | 2                | 161             | 8            | 22                    | 15           | 8          | 10            |
| 三月 Mar.                          | 2,005             | 33                 | 8                 | 75             | 2                | 162             | 9            | 16                    | 36           | 7          | 11            |
| 四月 Apr.                          | 1,689             | 32                 | 9                 | 54             | 7                | 145             | 10           | 21                    | 25           | 12         | 8             |
| 五月 May                           | 877               | 30                 | 3                 | 68             | —                | 150             | 15           | 13                    | 20           | 5          | 8             |
| 六月 June                          | 975               | 39                 | 4                 | 83             | 3                | 127             | 12           | 19                    | 23           | 9          | 14            |
| 七月 July                          | 1,312             | 26                 | 3                 | 47             | —                | 159             | 8            | 12                    | 35           | 9          | 16            |
| 八月 Aug.                          | 1,271             | 39                 | 8                 | 48             | —                | 121             | 8            | 16                    | 22           | 3          | 13            |
| 九月 Sept.                         | 1,116             | 38                 | 5                 | 58             | 2                | 91              | 5            | 14                    | 20           | 8          | 10            |
| 十月 Oct.                          | 1,340             | 27                 | 7                 | 58             | 4                | 95              | 11           | 13                    | 24           | 6          | 9             |
| 較上月增減(%)<br>VS. with Last Month  | 20.07             | -28.95             | 40.00             | —              | 100.00           | 4.40            | 120.00       | -7.14                 | 20.00        | -25.00     | -10.00        |
| 較上年同月增減(%)<br>VS. with Last Year | -4.90             | -18.18             | —                 | 11.54          | —                | -31.65          | 22.22        | -13.33                | 4.35         | -33.33     | -18.18        |

| 教室<br>Class-Room | 倉庫<br>Stare-House | 機房<br>Engine Room | 攤位<br>Booth | 工寮<br>Work-Shop | 樓梯間<br>Stairs | 電梯<br>Eleva-tor | 管道間<br>Chan-nel | 走廊<br>Aisle | 停車場<br>Park | 騎樓<br>Lobby | 路邊<br>Road-Side | 墓地<br>Grave-Yard | 其他<br>Others |
|------------------|-------------------|-------------------|-------------|-----------------|---------------|-----------------|-----------------|-------------|-------------|-------------|-----------------|------------------|--------------|
| 6                | 122               | 23                | 13          | 16              | 10            | —               | 1               | 12          | 23          | 39          | 138             | 6                | 419          |
| 13               | 101               | 18                | 7           | 15              | 6             | —               | 3               | 15          | 19          | 26          | 136             | 5                | 440          |
| 3                | 145               | 21                | 13          | 9               | 16            | 1               | 2               | 10          | 21          | 36          | 172             | 22               | 545          |
| 12               | 139               | 23                | 16          | 17              | 22            | —               | 3               | 16          | 23          | 35          | 174             | 6                | 560          |
| 29               | 502               | 138               | 66          | 142             | 129           | 10              | 26              | 73          | 125         | 243         | 13,629          | 2,488            | 6,436        |
| 23               | 550               | 142               | 54          | 201             | 113           | 5               | 27              | 92          | 127         | 209         | 12,111          | 1,940            | 6,069        |
| 29               | 496               | 126               | 56          | 196             | 122           | 10              | 25              | 78          | 112         | 221         | 8,305           | 1,452            | 5,897        |
| 29               | 521               | 93                | 69          | 182             | 119           | 1               | 29              | 49          | 129         | 224         | 7,572           | 1,443            | 6,784        |
| 30               | 518               | 99                | 60          | 177             | 91            | 4               | 27              | 64          | 128         | 213         | 5,966           | 2,013            | 8,175        |
| 4                | 45                | 9                 | 5           | 16              | 9             | —               | 2               | 8           | 9           | 17          | 355             | 11               | 617          |
| 2                | 41                | 5                 | 5           | 9               | 7             | —               | 2               | 4           | 11          | 13          | 354             | 21               | 583          |
| 5                | 38                | 2                 | 6           | 14              | 7             | —               | 2               | 4           | 11          | 11          | 355             | 28               | 736          |
| <b>21</b>        | <b>444</b>        | <b>94</b>         | <b>51</b>   | <b>119</b>      | <b>74</b>     | <b>3</b>        | <b>20</b>       | <b>52</b>   | <b>133</b>  | <b>153</b>  | <b>2,429</b>    | <b>1,149</b>     | <b>5,325</b> |
| 1                | 49                | 11                | 7           | 14              | 10            | —               | 3               | 4           | 12          | 13          | 310             | 35               | 596          |
| 1                | 37                | 6                 | 3           | 7               | 8             | —               | —               | 8           | 16          | 17          | 220             | 120              | 399          |
| 1                | 47                | 14                | 4           | 14              | 4             | 1               | 1               | 6           | 9           | 16          | 339             | 542              | 648          |
| 1                | 40                | 5                 | 5           | 13              | 7             | 1               | 2               | 7           | 10          | 13          | 292             | 376              | 594          |
| 1                | 38                | 11                | 5           | 9               | 5             | —               | 2               | 3           | 11          | 19          | 152             | 7                | 302          |
| 2                | 34                | 7                 | 6           | 3               | 10            | —               | 2               | 9           | 9           | 11          | 159             | 10               | 380          |
| 3                | 56                | 4                 | 8           | 20              | 5             | —               | 2               | 3           | 20          | 9           | 222             | 17               | 628          |
| 3                | 51                | 20                | 4           | 10              | 5             | 1               | 2               | 5           | 14          | 15          | 193             | 15               | 655          |
| 6                | 45                | 10                | 4           | 16              | 7             | —               | 3               | 4           | 18          | 18          | 228             | 7                | 499          |
| 2                | 47                | 6                 | 5           | 13              | 13            | —               | 3               | 3           | 14          | 22          | 314             | 20               | 624          |
| -66.67           | 4.44              | -40.00            | 25.00       | -18.75          | 85.71         | --              | —               | -25.00      | -22.22      | 22.22       | 37.72           | 185.71           | 25.05        |
| -50.00           | 4.44              | -33.33            | —           | -18.75          | 44.44         | --              | 50.00           | -62.50      | 55.56       | 29.41       | -11.55          | 81.82            | 1.13         |

資料來源：本部消防署。

Source : National Fire Agency, MOI.

說明：106年1月起實施火災案件搶救出動紀錄表，並修正火災統計範圍，火災次數細分為A1、A2及A3類。

Note : Since 2017, the range of fire statistics is changed. Fires are divided into 3 types, including A1, A2 and A3.

表54. 火災次數－按起火原因分

單位：次

| 年 (月) 別<br>Year (Month)          | 總計<br>Grand Total | 縱火<br>Arson | 自殺<br>Commit Suicide | 燈燭<br>Lighting | 爐火烹調<br>Furnace & Cooking | 敬神掃墓祭祖<br>Worshiping | 菸蒂<br>Butt   | 電氣因素<br>Elec-tricity | 機械設備<br>Machi-nery | 玩火<br>Playing Fire |
|----------------------------------|-------------------|-------------|----------------------|----------------|---------------------------|----------------------|--------------|----------------------|--------------------|--------------------|
| 一〇二年 2013                        | 1,451             | 210         | 19                   | 11             | 63                        | 42                   | 135          | 508                  | 41                 | 12                 |
| 一〇三年 2014                        | 1,417             | 213         | 27                   | 6              | 69                        | 43                   | 146          | 451                  | 30                 | 12                 |
| 一〇四年 2015                        | 1,704             | 268         | 21                   | 18             | 72                        | 45                   | 147          | 582                  | 29                 | 13                 |
| 一〇五年 2016                        | 1,856             | 278         | 22                   | 16             | 125                       | 31                   | 168          | 608                  | 40                 | 16                 |
| 一〇六年 2017                        | 30,464            | 323         | 72                   | 67             | 3,659                     | 1,936                | 1,461        | 3,433                | 468                | 57                 |
| 一〇七年 2018                        | 27,922            | 285         | 64                   | 51             | 3,591                     | 1,604                | 1,530        | 2,971                | 365                | 39                 |
| 一〇八年 2019                        | 22,866            | 350         | 65                   | 45             | 3,113                     | 939                  | 1,832        | 3,042                | 275                | 45                 |
| 一〇九年 2020                        | 22,248            | 285         | 61                   | 42             | 2,593                     | 878                  | 1,437        | 2,873                | 259                | 41                 |
| 一一〇年 2021                        | 21,684            | 285         | 52                   | 53             | 1,754                     | 1,515                | 1,647        | 2,904                | 246                | 25                 |
| 十月 Oct.                          | 1,409             | 30          | 3                    | 3              | 133                       | 15                   | 128          | 257                  | 19                 | 1                  |
| 十一月 Nov.                         | 1,355             | 17          | 4                    | 2              | 133                       | 20                   | 119          | 215                  | 19                 | 3                  |
| 十二月 Dec.                         | 1,601             | 20          | 5                    | 1              | 162                       | 26                   | 173          | 244                  | 28                 | 3                  |
| <b>一一一年 2022</b>                 | <b>13,249</b>     | <b>220</b>  | <b>67</b>            | <b>37</b>      | <b>1,322</b>              | <b>965</b>           | <b>1,201</b> | <b>2,480</b>         | <b>164</b>         | <b>25</b>          |
| 一月 Jan.                          | 1,482             | 20          | 4                    | 8              | 207                       | 23                   | 146          | 236                  | 19                 | 3                  |
| 二月 Feb.                          | 1,182             | 26          | 6                    | 8              | 147                       | 122                  | 75           | 234                  | 13                 | 1                  |
| 三月 Mar.                          | 2,005             | 23          | 12                   | 4              | 152                       | 395                  | 222          | 255                  | 22                 | 4                  |
| 四月 Apr.                          | 1,689             | 25          | 6                    | 3              | 140                       | 323                  | 198          | 206                  | 10                 | 3                  |
| 五月 May                           | 877               | 26          | 5                    | 1              | 140                       | 14                   | 62           | 240                  | 17                 | 3                  |
| 六月 June                          | 975               | 18          | 5                    | 7              | 109                       | 12                   | 83           | 290                  | 22                 | —                  |
| 七月 July                          | 1,312             | 22          | 8                    | 1              | 144                       | 11                   | 106          | 255                  | 25                 | 2                  |
| 八月 Aug.                          | 1,271             | 20          | 3                    | 2              | 113                       | 34                   | 113          | 272                  | 11                 | 2                  |
| 九月 Sept.                         | 1,116             | 21          | 9                    | 2              | 76                        | 12                   | 79           | 254                  | 14                 | 3                  |
| 十月 Oct.                          | 1,340             | 19          | 9                    | 1              | 94                        | 19                   | 117          | 238                  | 11                 | 4                  |
| 較上月增減(%)<br>VS. with Last Month  | 20.07             | -9.52       | —                    | -50.00         | 23.68                     | 58.33                | 48.10        | -6.30                | -21.43             | 33.33              |
| 較上年同月增減(%)<br>VS. with Last Year | -4.90             | -36.67      | 200.00               | -66.67         | -29.32                    | 26.67                | -8.59        | -7.39                | -42.11             | 300.00             |

資料來源：本部消防署。

- 說明：1. 104年以前，「縱火」為「人為縱火」、「電氣因素」為「電氣設備」，「其他」包含「遺留火種」。  
 2. 106年1月起實施火災案件搶救出勤紀錄表，並修正火災統計範圍，火災次數細分為A1、A2及A3類。  
 3. 105年起「其他」之「遺留火種」單獨增列，110年起「因燃燒雜草、垃圾」單獨增列。

TABLE 54. NUMBER OF FIRES - BY CAUSE

Unit : Times

| 烤火<br>Roasting | 施工不慎<br>Negli-gence of Construction | 易燃品<br>自燃<br>Inflam-mable | 瓦斯漏氣<br>或爆炸<br>Firing<br>Leaked Gas | 化學<br>物品<br>Chemical | 燃放<br>爆竹<br>Fire-cracker | 交通<br>事故<br>Traffic Accident | 天然<br>災害<br>Natural Disaster | 遺留<br>火種<br>Ember | 原因<br>不明<br>Un-known | 因燃燒<br>雜草、<br>垃圾<br>Burning<br>weed,<br>garbage | 其他<br>Others |
|----------------|-------------------------------------|---------------------------|-------------------------------------|----------------------|--------------------------|------------------------------|------------------------------|-------------------|----------------------|---|--------------|
| 5              | 35                                  | 7                         | 26                                  | 11                   | 15                       | 15                           | 1                            | —                 | 17                   | —   | 278          |
| 3              | 42                                  | 9                         | 16                                  | 8                    | 19                       | 6                            | 3                            | —                 | 25                   | —   | 289          |
| 4              | 38                                  | 8                         | 28                                  | 5                    | 27                       | 18                           | 2                            | —                 | 17                   | —   | 362          |
| 4              | 51                                  | 10                        | 25                                  | 10                   | 22                       | 23                           | 2                            | 142               | 24                   | —   | 239          |
| 28             | 272                                 | 32                        | 98                                  | 24                   | 181                      | 121                          | 19                           | 5,810             | 19                   | —   | 12,384       |
| 24             | 283                                 | 26                        | 88                                  | 19                   | 229                      | 91                           | 7                            | 6,353             | 32                   | —   | 10,270       |
| 17             | 257                                 | 17                        | 105                                 | 17                   | 144                      | 89                           | 5                            | 3,880             | 31                   | —   | 8,598        |
| 13             | 270                                 | 29                        | 88                                  | 16                   | 165                      | 95                           | 3                            | 3,305             | 23                   | —   | 9,772        |
| 21             | 199                                 | 48                        | 70                                  | 17                   | 154                      | 100                          | 10                           | 2,694             | 23                   | 8,059   | 1,808        |
| —              | 21                                  | 1                         | 5                                   | —                    | 3                        | 13                           | 1                            | 216               | —                    | 440   | 120          |
| 1              | 10                                  | 3                         | 4                                   | 2                    | 3                        | 6                            | —                            | 212               | 4                    | 436   | 142          |
| 2              | 25                                  | 3                         | 4                                   | 1                    | 11                       | 3                            | —                            | 196               | 1                    | 564   | 129          |
| <b>14</b>      | <b>153</b>                          | <b>22</b>                 | <b>62</b>                           | <b>18</b>            | <b>103</b>               | <b>65</b>                    | <b>3</b>                     | <b>1,668</b>      | <b>20</b>            | <b>3,432</b>                                    | <b>1,208</b> |
| 7              | 24                                  | 1                         | 7                                   | 1                    | 28                       | 10                           | —                            | 198               | —                    | 402   | 138          |
| 4              | 8                                   | 4                         | 6                                   | 1                    | 39                       | 2                            | —                            | 177               | 3                    | 211   | 95           |
| 1              | 14                                  | 2                         | 3                                   | 3                    | 6                        | 8                            | —                            | 250               | 3                    | 483   | 143          |
| —              | 17                                  | 2                         | 3                                   | 2                    | 6                        | 9                            | —                            | 260               | 2                    | 369   | 105          |
| 1              | 19                                  | 1                         | 4                                   | 1                    | 2                        | 9                            | —                            | 103               | —                    | 135   | 94           |
| —              | 13                                  | 3                         | 8                                   | 2                    | 2                        | 4                            | 1                            | 111               | —                    | 184   | 101          |
| 1              | 19                                  | 3                         | 5                                   | 5                    | 2                        | 9                            | —                            | 122               | 4                    | 443   | 125          |
| —              | 15                                  | 2                         | 7                                   | —                    | 2                        | 4                            | 2                            | 110               | 4                    | 424   | 131          |
| —              | 10                                  | 3                         | 12                                  | 2                    | 10                       | 6                            | —                            | 152               | 2                    | 311   | 138          |
| —              | 14                                  | 1                         | 7                                   | 1                    | 6                        | 4                            | —                            | 185               | 2                    | 470   | 138          |
| --             | 40.00                               | -66.67                    | -41.67                              | -50.00               | -40.00                   | -33.33                       | --                           | 21.71             | —                    | 51.13   | —            |
| --             | -33.33                              | —                         | 40.00                               | --                   | 100.00                   | -69.23                       | -100.00                      | -14.35            | --                   | 6.82  | 15.00        |

Source : National Fire Agency, MOI.

- Note : 1. Before 2015, the figures of "Others" included "Ember".  
 2. Since 2017, the range of fire statistics is changed. Fires are divided into 3 types, including A1, A2 and A3.  
 3. The figures of "Ember" was separated counts from "Others" since 2016, the figures of "Burning weed, garbage" was separated counts from "Others" since 2021.

表55. 火災次數—按類別及時間分

單位：次

| 年(月)別<br>Year (Month)           | 火災次數 No.of Fires |            |               | 火災分類 By Classification |                              |                   |                |
|---------------------------------|------------------|------------|---------------|------------------------|------------------------------|-------------------|----------------|
|                                 | A1               | A2         | A3            | 建築物<br>Buildings       | 森<br>田<br>林<br>野<br>& Fields | 車<br>輛<br>Vehicle | 船<br>舶<br>Ship |
| 一〇二年 2013                       | 1,451            | —          | —             | 1,109                  | 28                           | 190               | 7              |
| 一〇三年 2014                       | 1,417            | —          | —             | 1,065                  | 44                           | 181               | 17             |
| 一〇四年 2015                       | 1,704            | —          | —             | 1,242                  | 60                           | 234               | 10             |
| 一〇五年 2016                       | 1,856            | —          | —             | 1,424                  | 24                           | 248               | 14             |
| 一〇六年 2017                       | 143              | 1,429      | 28,892        | 9,094                  | 13,241                       | 1,506             | 40             |
| 一〇七年 2018                       | 125              | 1,309      | 26,488        | 8,765                  | 9,289                        | 1,343             | 36             |
| 一〇八年 2019                       | 116              | 1,289      | 21,461        | 8,003                  | 4,443                        | 1,309             | 26             |
| 一〇九年 2020                       | 128              | 1,010      | 21,110        | 7,023                  | 3,589                        | 1,417             | 36             |
| 一一〇年 2021                       | 115              | 940        | 20,629        | 5,994                  | 3,193                        | 1,378             | 21             |
| 十月 Oct.                         | 9                | 81         | 1,319         | 469                    | 180                          | 110               | 3              |
| 十一月 Nov.                        | 8                | 68         | 1,279         | 424                    | 163                          | 108               | 1              |
| 十二月 Dec.                        | 13               | 82         | 1,506         | 531                    | 171                          | 101               | 1              |
| <b>一一一年 2022</b>                | <b>102</b>       | <b>718</b> | <b>12,429</b> | <b>4,714</b>           | <b>1,668</b>                 | <b>1,114</b>      | <b>17</b>      |
| 一月 Jan.                         | 11               | 69         | 1,402         | 568                    | 179                          | 115               | 3              |
| 二月 Feb.                         | 11               | 70         | 1,101         | 479                    | 158                          | 99                | 1              |
| 三月 Mar.                         | 11               | 88         | 1,906         | 530                    | 357                          | 129               | 3              |
| 四月 Apr.                         | 7                | 70         | 1,612         | 453                    | 304                          | 97                | —              |
| 五月 May                          | 9                | 63         | 805           | 451                    | 55                           | 95                | 1              |
| 六月 June                         | 14               | 70         | 891           | 476                    | 71                           | 95                | 3              |
| 七月 July                         | 6                | 79         | 1,227         | 488                    | 125                          | 128               | 3              |
| 八月 Aug.                         | 9                | 72         | 1,190         | 456                    | 132                          | 120               | —              |
| 九月 Sept.                        | 10               | 76         | 1,030         | 420                    | 109                          | 129               | 1              |
| 十月 Oct.                         | 14               | 61         | 1,265         | 393                    | 178                          | 107               | 2              |
| 較上月增減(%<br>VS. with Last Month  | 40.00            | -19.74     | 22.82         | -6.43                  | 63.30                        | -17.05            | 100.00         |
| 較上年同月增減(%<br>VS. with Last Year | 55.56            | -24.69     | -4.09         | -16.20                 | -1.11                        | -2.73             | -33.33         |

資料來源：本部消防署。

說明：火災次數106年以前依據「火災成災標準及認定標準」公布，火災統計自106年起變更統計範圍，將火災次數細分為A1、A2及A3類，其中A1類係指造成人員死亡之火災案件；A2類指造成人員受傷、涉及糾紛、縱火案件或起火原因待查之火災案件；A3類指非屬A1、A2類，由分隊填具「火災案件搶救出勤紀錄表」完成者。

TABLE 55. NUMBER OF FIRES - BY CLASSIFICATION AND FIRE TIME

Unit : Times

| 航空器<br>Aircraft | 其他<br>Others | 起 火 時 間 By Fire Time   |                        |                        |                          |                            |                            |                            |                            |  |
|-----------------|--------------|------------------------|------------------------|------------------------|--------------------------|----------------------------|----------------------------|----------------------------|----------------------------|--|
|                 |              | 0~3時<br>0~3<br>O'clock | 3~6時<br>3~6<br>O'clock | 6~9時<br>6~9<br>O'clock | 9~12時<br>9~12<br>O'clock | 12~15時<br>12~15<br>O'clock | 15~18時<br>15~18<br>O'clock | 18~21時<br>18~21<br>O'clock | 21~24時<br>21~24<br>O'clock |  |
| —               | 117          | 174                    | 178                    | 146                    | 206                      | 186                        | 192                        | 184                        | 185                        |  |
| —               | 110          | 162                    | 166                    | 133                    | 207                      | 200                        | 195                        | 196                        | 158                        |  |
| —               | 158          | 209                    | 198                    | 154                    | 248                      | 276                        | 214                        | 233                        | 172                        |  |
| 1               | 145          | 230                    | 188                    | 205                    | 261                      | 272                        | 278                        | 219                        | 203                        |  |
| —               | 6,583        | 1,522                  | 1,028                  | 2,107                  | 5,636                    | 6,483                      | 6,636                      | 4,489                      | 2,563                      |  |
| —               | 8,489        | 1,390                  | 967                    | 1,890                  | 5,229                    | 5,962                      | 6,168                      | 3,995                      | 2,321                      |  |
| —               | 9,085        | 1,303                  | 859                    | 1,635                  | 4,154                    | 4,823                      | 4,877                      | 3,301                      | 1,914                      |  |
| —               | 10,183       | 1,233                  | 846                    | 1,569                  | 4,122                    | 4,673                      | 4,707                      | 3,168                      | 1,930                      |  |
| —               | 11,098       | 1,129                  | 859                    | 1,525                  | 4,087                    | 4,698                      | 4,538                      | 3,070                      | 1,778                      |  |
| —               | 647          | 94                     | 70                     | 96                     | 257                      | 265                        | 292                        | 208                        | 127                        |  |
| —               | 659          | 69                     | 81                     | 116                    | 223                      | 241                        | 302                        | 191                        | 132                        |  |
| —               | 797          | 93                     | 60                     | 117                    | 275                      | 347                        | 363                        | 206                        | 140                        |  |
| <b>—</b>        | <b>5,736</b> | <b>821</b>             | <b>612</b>             | <b>968</b>             | <b>2,438</b>             | <b>2,621</b>               | <b>2,646</b>               | <b>1,949</b>               | <b>1,194</b>               |  |
| —               | 617          | 94                     | 58                     | 106                    | 225                      | 288                        | 333                        | 216                        | 162                        |  |
| —               | 445          | 79                     | 53                     | 71                     | 232                      | 237                        | 221                        | 183                        | 106                        |  |
| —               | 986          | 103                    | 64                     | 128                    | 478                      | 468                        | 384                        | 252                        | 128                        |  |
| —               | 835          | 68                     | 67                     | 102                    | 390                      | 416                        | 324                        | 203                        | 119                        |  |
| —               | 275          | 65                     | 58                     | 94                     | 144                      | 146                        | 153                        | 131                        | 86                         |  |
| —               | 330          | 71                     | 59                     | 76                     | 152                      | 174                        | 178                        | 152                        | 113                        |  |
| —               | 568          | 87                     | 56                     | 109                    | 203                      | 244                        | 248                        | 231                        | 134                        |  |
| —               | 563          | 88                     | 69                     | 96                     | 213                      | 231                        | 245                        | 203                        | 126                        |  |
| —               | 457          | 78                     | 71                     | 77                     | 178                      | 196                        | 227                        | 175                        | 114                        |  |
| —               | 660          | 88                     | 57                     | 109                    | 223                      | 221                        | 333                        | 203                        | 106                        |  |
| --              | 44.42        | 12.82                  | -19.72                 | 41.56                  | 25.28                    | 12.76                      | 46.70                      | 16.00                      | -7.02                      |  |
| --              | 2.01         | -6.38                  | -18.57                 | 13.54                  | -13.23                   | -16.60                     | 14.04                      | -2.40                      | -16.54                     |  |

Source : National Fire Agency, MOI.

Note : Since 2017, the range of fire statistics is changed. Fires are divided into 3 types. A1 indicates that someone dies in the fire. A2 indicates that someone injures in the fire or that the caution of fire is man-made, disputation or having to be investigated. A3 indicates that the fire doesn't include in A1 or A2 and that fire-fighters write attendance record of the fire.

表56. 火災死傷人數及財物損失

| 年(月)別<br>Year (Month)            | 死亡人數按原因分(人)<br>Fire Death by Cause (Persons) |                                 |                                      |                   |                                 |                                |                                |              |
|----------------------------------|--|---------------------------------|--------------------------------------|-------------------|---------------------------------|--------------------------------|--------------------------------|--------------|
|                                  | 合計<br>Total                                  | 不含自殺<br>Suicide not<br>Included | 自殺<br>Suicide<br>by Self-<br>Burning | 火焰<br>灼燒<br>Burnt | 有害<br>氣體<br>Harm-<br>ful<br>Gas | 跳樓<br>Jump<br>from<br>Building | 外物<br>擊中<br>Hit by<br>Articles | 其他<br>Others |
| 一〇二年 2013                        | 281  | —                               | —                                    | 141               | 102                             | 4                              | 2                              | 32           |
| 一〇三年 2014                        | 368  | —                               | —                                    | 170               | 133                             | 4                              | 9                              | 52           |
| 一〇四年 2015                        | 850  | —                               | —                                    | 710               | 101                             | 5                              | 1                              | 33           |
| 一〇五年 2016                        | 430  | 409                             | 21                                   | 200               | 177                             | 1                              | 9                              | 22           |
| 一〇六年 2017                        | 480  | 430                             | 50                                   | 222               | 174                             | 2                              | 6                              | 26           |
| 一〇七年 2018                        | 463  | 420                             | 43                                   | 180               | 166                             | 5                              | 3                              | 66           |
| 一〇八年 2019                        | 628  | 583                             | 45                                   | 220               | 282                             | 11                             | 3                              | 67           |
| 一〇九年 2020                        | 625  | 582                             | 43                                   | 192               | 321                             | 11                             | 4                              | 54           |
| 一一〇年 2021                        | 192  | 166                             | 26                                   | 48                | 111                             | 3                              | 1                              | 3            |
| 十月 Oct.                          | 56   | 54                              | 2                                    | 5                 | 49                              | —                              | —                              | —            |
| 十一月 Nov.                         | 11   | 9                               | 2                                    | 3                 | 5                               | —                              | —                              | 1            |
| 十二月 Dec.                         | 15   | 14                              | 1                                    | 4                 | 9                               | —                              | 1                              | —            |
| <b>一一一年 2022</b>                 | <b>126</b>                                   | <b>91</b>                       | <b>35</b>                            | <b>43</b>         | <b>44</b>                       | <b>—</b>                       | <b>—</b>                       | <b>4</b>     |
| 一月 Jan.                          | 13   | 11                              | 2                                    | 8                 | 1                               | —                              | —                              | 2            |
| 二月 Feb.                          | 11   | 6                               | 5                                    | 3                 | 3                               | —                              | —                              | —            |
| 三月 Mar.                          | 17   | 14                              | 3                                    | 3                 | 11                              | —                              | —                              | —            |
| 四月 Apr.                          | 7  | 3                               | 4                                    | 3                 | —                               | —                              | —                              | —            |
| 五月 May                           | 9  | 7                               | 2                                    | 4                 | 3                               | —                              | —                              | —            |
| 六月 June                          | 25   | 22                              | 3                                    | 14                | 7                               | —                              | —                              | 1            |
| 七月 July                          | 7  | 4                               | 3                                    | 3                 | 1                               | —                              | —                              | —            |
| 八月 Aug.                          | 9  | 6                               | 3                                    | 1                 | 5                               | —                              | —                              | —            |
| 九月 Sept.                         | 14   | 11                              | 3                                    | 1                 | 10                              | —                              | —                              | —            |
| 十月 Oct.                          | 14   | 7                               | 7                                    | 3                 | 3                               | —                              | —                              | 1            |
| 較上月增減(%)<br>VS. with Last Month  | —  | -36.36                          | 133.33                               | 200.00            | -70.00                          | --                             | --                             | --           |
| 較上年同月增減(%)<br>VS. with Last Year | -75.00                                       | -87.04                          | 250.00                               | -40.00            | -93.88                          | --                             | --                             | --           |

資料來源：本部消防署。  
說明：1. 自98年1月起，死亡定義由因火災當場死亡或受傷於24小時內死亡者，修正為因火災當場死亡或受傷於14日內死亡者。  
2. 104年6月，新北市八仙樂園粉塵暴燃共造成499人傷亡。  
3. 104年以前，「自殺」包含於「火焰灼燒」之中，係指以自殺為目的，縱火為手段，而引起火災之行為，自殺之死傷主要係自焚造成。  
4. 106年起新增火災A3類，納入較輕微火災之統計，致部份統計項目與上年同期比較差異較大。  
5. 110年起火災死傷原因分開列計。

TABLE 56. LOSSES OF FIRE DISASTERS

| 合計<br>Total | 受傷人數按原因分(人)<br>Fire Injury by Cause (Persons) |                                      |                   |                                 |                                |                                |              |
|-------------|---|--------------------------------------|-------------------|---------------------------------|--------------------------------|--------------------------------|--------------|
|             | 不含自殺<br>Suicide not<br>Included               | 自殺<br>Suicide<br>by Self-<br>Burning | 火焰<br>灼燒<br>Burnt | 有害<br>氣體<br>Harm-<br>ful<br>Gas | 跳樓<br>Jump<br>from<br>Building | 外物<br>擊中<br>Hit by<br>Articles | 其他<br>Others |
| —           | —   | —                                    | —                 | —                               | —                              | —                              | —            |
| —           | —   | —                                    | —                 | —                               | —                              | —                              | —            |
| —           | —   | —                                    | —                 | —                               | —                              | —                              | —            |
| —           | —   | —                                    | —                 | —                               | —                              | —                              | —            |
| —           | —   | —                                    | —                 | —                               | —                              | —                              | —            |
| —           | —   | —                                    | —                 | —                               | —                              | —                              | —            |
| —           | —   | —                                    | —                 | —                               | —                              | —                              | —            |
| —           | —   | —                                    | —                 | —                               | —                              | —                              | —            |
| 304         | 301   | 3                                    | 84                | 184                             | 1                              | —                              | 32           |
| 70          | 70  | —                                    | 6                 | 62                              | —                              | —                              | 2            |
| 10          | 10  | —                                    | 4                 | 3                               | —                              | —                              | 3            |
| 30          | 30  | —                                    | 12                | 15                              | —                              | —                              | 3            |
| <b>147</b>  | <b>140</b>                                    | <b>7</b>                             | <b>59</b>         | <b>50</b>                       | <b>2</b>                       | <b>2</b>                       | <b>27</b>    |
| 19          | 19  | —                                    | 9                 | 6                               | —                              | —                              | 4            |
| 8           | 8   | —                                    | 4                 | 3                               | —                              | —                              | 1            |
| 29          | 27  | 2                                    | 13                | 11                              | —                              | —                              | 3            |
| 7           | 7   | —                                    | 3                 | 2                               | —                              | 1                              | 1            |
| 5           | 5   | —                                    | 2                 | 2                               | —                              | —                              | 1            |
| 19          | 18  | 1                                    | 4                 | 8                               | 1                              | 1                              | 4            |
| 17          | 15  | 2                                    | 10                | 1                               | —                              | —                              | 4            |
| 15          | 15  | —                                    | 8                 | 3                               | 1                              | —                              | 3            |
| 15          | 14  | 1                                    | 4                 | 7                               | —                              | —                              | 3            |
| 13          | 12  | 1                                    | 2                 | 7                               | —                              | —                              | 3            |
| -13.33      | -14.29  | —                                    | -50.00            | —                               | --                             | --                             | —            |
| -81.43      | -82.86  | --                                   | -66.67            | -88.71                          | --                             | --                             | 50.00        |

Source : National Fire Agency, MOI.  
Note : 1. The definition of Death has been modified as "died on the spot or died of injury within 14 days" from "died on the spot or died of injury within 24 hours" since January 2009.  
2. 499 people were injured or dead in a dust explosion at Formosa Fun Coast in New Taipei City in June 2015.  
3. Before 2015, the figures of "Burnt" included "Suicide by Self-Burning".  
4. Some numbers vs. with last year are larger because of including A3 since 2017.  
5. The causes of fire deaths and injuries were separately counted since 2021.

表56. 火災死傷人數及財物損失 (續)

| 年(月)別<br>Year (Month)            | 被毀損<br>房屋數<br>(戶)<br>Burnout &<br>Damaged<br>Houses | 被毀損車輛數(輛)<br>Burn-out & Damaged Vehicles |              |              |                               |
|----------------------------------|---|--|--------------|--------------|-------------------------------|
|                                  |   | 合計<br>Total                              | 大型車<br>Heavy | 小型車<br>Light | 特種車<br>Special<br>Constructed |
| 一〇二年 2013                        | 1,204   | 627                                      | 30           | 262          | 9                             |
| 一〇三年 2014                        | 1,263   | 658                                      | 16           | 252          | 13                            |
| 一〇四年 2015                        | 1,477   | 802                                      | 65           | 372          | 9                             |
| 一〇五年 2016                        | 1,568   | 836                                      | 27           | 310          | 10                            |
| 一〇六年 2017                        | 5,614   | 2,060                                    | 138          | 1,170        | 37                            |
| 一〇七年 2018                        | 5,302   | 1,920                                    | 150          | 1,002        | 46                            |
| 一〇八年 2019                        | 4,339   | 1,796                                    | 168          | 936          | 43                            |
| 一〇九年 2020                        | 4,011   | 2,095                                    | 184          | 1,075        | 61                            |
| 一一〇年 2021                        | 4,206   | 2,229                                    | 158          | 955          | 72                            |
| 十 月 Oct.                         | 520   | 203                                      | 15           | 76           | 2                             |
| 十一月 Nov.                         | 287   | 252                                      | 15           | 67           | 7                             |
| 十二月 Dec.                         | 372   | 259                                      | 7            | 67           | 8                             |
| <b>一一一年 2022</b>                 | <b>3,296</b>  | <b>1,596</b>                             | <b>136</b>   | <b>892</b>   | <b>51</b>                     |
| 一 月 Jan.                         | 428   | 206                                      | 12           | 152          | 7                             |
| 二 月 Feb.                         | 325   | 116                                      | 6            | 82           | 2                             |
| 三 月 Mar.                         | 376   | 163                                      | 17           | 78           | 7                             |
| 四 月 Apr.                         | 302   | 123                                      | 14           | 67           | 2                             |
| 五 月 May                          | 308   | 127                                      | 17           | 57           | 7                             |
| 六 月 June                         | 318   | 133                                      | 10           | 68           | 4                             |
| 七 月 July                         | 326   | 159                                      | 13           | 87           | 8                             |
| 八 月 Aug.                         | 312   | 147                                      | 17           | 85           | 5                             |
| 九 月 Sept.                        | 302   | 199                                      | 15           | 111          | 5                             |
| 十 月 Oct.                         | 299   | 223                                      | 15           | 105          | 4                             |
| 較上月增減(%)<br>VS. with Last Month  | -0.99   | 12.06                                    | —            | -5.41        | -20.00                        |
| 較上年同月增減(%)<br>VS. with Last Year | -42.50  | 9.85                                     | —            | 38.16        | 100.00                        |

資料來源：本部消防署。  
 說明：1.自98年1月起，死亡定義由因火災當場死亡或受傷於24小時內死亡者，修正為因火災當場死亡或受傷於14日內死亡者。  
 2.104年6月，新北市八仙樂園粉塵暴燃共造成499人傷亡。  
 3.104年以前，「自殺」包含於「火焰灼燒」之中，係指以自殺為目的，縱火為手段，而引起火災之行為，自殺之死傷主要係自焚造成。  
 4.106年起新增火災A3類，納入較輕微火災之統計，致部份統計項目與上年同期比較差異較大。  
 5.110年起火災死傷原因分開列計。

TABLE 56. LOSSES OF FIRE DISASTERS(CONT.)

| Burn-out & Damaged Vehicles |              | 財物損失估價(千元)<br>Estimated Losses(\$1,000) |               |                |
|-----------------------------|--------------|---|---------------|----------------|
| 機車<br>Motorcycle            | 其他<br>Others | 合計<br>Total                             | 房屋<br>Houses  | 其他財物<br>Others |
| 295                         | 31           | 533,121                                 | 160,190       | 372,931        |
| 289                         | 88           | 436,135                                 | 111,388       | 324,747        |
| 279                         | 77           | 530,563                                 | 199,497       | 331,066        |
| 456                         | 33           | 458,513                                 | 128,529       | 329,984        |
| 516                         | 199          | 691,284                                 | 203,251       | 488,033        |
| 629                         | 93           | 595,925                                 | 186,965       | 408,960        |
| 578                         | 71           | 1,442,205                               | 757,767       | 684,438        |
| 635                         | 140          | 640,718                                 | 166,032       | 474,686        |
| 680                         | 364          | 356,205                                 | 94,424        | 261,781        |
| 101                         | 9            | 38,203                                  | 11,197        | 27,006         |
| 39                          | 124          | 17,844                                  | 3,891         | 13,953         |
| 51                          | 126          | 47,277                                  | 9,288         | 37,989         |
| <b>389</b>                  | <b>128</b>   | <b>392,474</b>                          | <b>92,208</b> | <b>300,266</b> |
| 30                          | 5            | 58,845                                  | 10,330        | 48,515         |
| 19                          | 7            | 25,989                                  | 6,842         | 19,147         |
| 53                          | 8            | 71,118                                  | 16,107        | 55,011         |
| 17                          | 23           | 14,515                                  | 3,062         | 11,453         |
| 41                          | 5            | 20,305                                  | 7,644         | 12,661         |
| 42                          | 9            | 22,324                                  | 7,707         | 14,617         |
| 29                          | 22           | 16,382                                  | 3,735         | 12,647         |
| 24                          | 16           | 68,248                                  | 17,213        | 51,035         |
| 45                          | 23           | 63,576                                  | 12,098        | 51,478         |
| 89                          | 10           | 31,172                                  | 7,470         | 23,702         |
| 97.78                       | -56.52       | -50.97                                  | -38.25        | -53.96         |
| -11.88                      | 11.11        | -18.40                                  | -33.29        | -12.23         |

Source : National Fire Agency, MOI.  
 Note : 1.The definition of Death has been modified as "died on the spot or died of injury within 14 days" from "died on the spot or died of injury within 24 hours" since January 2009.  
 2. 499 people were injured or dead in a dust explosion at Formosa Fun Coast in New Taipei City in June 2015.  
 3.Before 2015, the figures of "Burnt" included "Suicide by Self-Burning".  
 4.Some numbers vs. with last year are larger because of including A3 since 2017.  
 5.The causes of fire deaths and injuries were separately counted since 2021.

表57. 起火建築物

TABLE 57. NUMBER OF FIRES OF CAUGHT BUILDINGS

單位：次

| 年(月)別<br>Year (Month) | 建築物<br>起火<br>總次數<br>Caught<br>Buildings | 按建築物高度分 By Story            |                               |                                     |                                   | 按建築物類別分                                 |                                  |  |  |
|-----------------------|---|-----------------------------|-------------------------------|-------------------------------------|-----------------------------------|---|----------------------------------|--|--|
|                       |   | 一層至<br>五層<br>1-5<br>Stories | 六層至<br>十二層<br>6-12<br>Stories | 十三層<br>至十九<br>層<br>13-19<br>Stories | 二十層<br>以上<br>20 Stories<br>& Over | 獨立<br>住宅<br>Stand-<br>alone<br>Dwelling | 集<br>合<br>宅<br>Group<br>Dwelling | 辦<br>公<br>建<br>築<br>Office<br>Building | 商<br>業<br>建<br>築<br>Business<br>Building |
| 一〇二年 2013             | 1,109                                   | 997                         | 83                            | 21                                  | 8                                 | 476                                     | 193                              | 19                                     | 63                                       |
| 一〇三年 2014             | 1,065                                   | 958                         | 79                            | 24                                  | 4                                 | 490                                     | 162                              | 21                                     | 44                                       |
| 一〇四年 2015             | 1,242                                   | 1,104                       | 108                           | 26                                  | 4                                 | 530                                     | 228                              | 24                                     | 83                                       |
| 一〇五年 2016             | 1,424                                   | 1,219                       | 161                           | 36                                  | 8                                 | 615                                     | 327                              | 19                                     | 73                                       |
| 一〇六年 2017             | 9,094                                   | 7,166                       | 1,342                         | 475                                 | 111                               | 3,365                                   | 3,651                            | 122                                    | 336                                      |
| 一〇七年 2018             | 8,765                                   | 6,910                       | 1,236                         | 498                                 | 121                               | 3,057                                   | 3,614                            | 119                                    | 265                                      |
| 一〇八年 2019             | 8,003                                   | 6,233                       | 1,179                         | 482                                 | 109                               | 2,900                                   | 3,266                            | 120                                    | 250                                      |
| 一〇九年 2020             | 7,023                                   | 5,595                       | 1,010                         | 338                                 | 80                                | 2,583                                   | 2,626                            | 118                                    | 242                                      |

資料來源：本部消防署。

說明：建築物起火總次數因106年起變更統計範圍，致數字較105年增加許多。

Unit : Times

| By Classification                 |   |                  | 按建築物用途分 By Use     |                                  |                                   |                          |   |  |                  |
|-----------------------------------|---|------------------|--------------------|----------------------------------|-----------------------------------|--------------------------|---|--|------------------|
| 複<br>合<br>建<br>築<br>Com-<br>pound | 工<br>廠<br>及<br>倉<br>庫<br>Factory &<br>Warehouse | 其<br>他<br>Others | 住<br>宅<br>Dwelling | 營<br>業<br>所<br>Business<br>Space | 作<br>業<br>所<br>Operating<br>Space | 倉<br>庫<br>Ware-<br>house | 空<br>屋<br>或<br>修<br>建<br>中<br>Vacancy or<br>Repairing | 公<br>共<br>施<br>設<br>Public<br>Facilities | 其<br>他<br>Others |
| 20                                | 253   | 85               | 602                | 138                              | 167                               | 90                       | 29  | 18                                       | 65               |
| 26                                | 242   | 80               | 593                | 115                              | 154                               | 83                       | 30  | 19                                       | 71               |
| 25                                | 267   | 85               | 690                | 153                              | 178                               | 105                      | 29  | 19                                       | 68               |
| 23                                | 261   | 106              | 854                | 168                              | 162                               | 95                       | 37  | 18                                       | 90               |
| 102                               | 1,013   | 505              | 6,405              | 1,019                            | 671                               | 351                      | 208   | 90                                       | 350              |
| 118                               | 1,031   | 561              | 6,151              | 934                              | 661                               | 403                      | 181   | 80                                       | 355              |
| 94                                | 926   | 447              | 5,594              | 942                              | 551                               | 392                      | 126   | 99                                       | 299              |
| 68                                | 905   | 481              | 4,648              | 897                              | 527                               | 372                      | 172   | 94                                       | 313              |

Source : National Fire Agency, MOI.

Note : The total number of the fire buildings fluctuated much more because statistical regions changed in 2017.

表57. 起火建築物(續)

TABLE 57. NUMBER OF FIRES OF CAUGHT BUILDINGS(CONT.)

單位：次

| 年(月)別<br>Year (Month)            | 建築物<br>起火<br>總次數<br>Caught<br>Buildings | 按建築物高度分 By Story       |                         |                            |                             |                                | 按建築物類別分                         |                           |                            |
|----------------------------------|---|------------------------|-------------------------|----------------------------|-----------------------------|--------------------------------|---------------------------------|---------------------------|----------------------------|
|                                  |   | 五層以下<br>1-5<br>Stories | 六至十層<br>6-10<br>Stories | 十一至二十層<br>11-20<br>Stories | 二十一至三十層<br>21-30<br>Stories | 三十一層以上<br>31 Stories<br>& Over | 獨立住宅<br>Stand-alone<br>Dwelling | 集合住宅<br>Group<br>Dwelling | 辦公建築<br>Office<br>Building |
| 一一〇年 2021                        | 5,994                                   | 4,735                  | 622                     | 585                        | 45                          | 7                              | 2,125                           | 2,211                     | 101                        |
| 十月 Oct.                          | 469                                     | 367                    | 56                      | 43                         | 3                           | —                              | 151                             | 168                       | 7                          |
| 十一月 Nov.                         | 424                                     | 337                    | 48                      | 35                         | 4                           | —                              | 152                             | 148                       | 6                          |
| 十二月 Dec.                         | 531                                     | 404                    | 51                      | 70                         | 6                           | —                              | 190                             | 208                       | 7                          |
| <b>一一一年 2022</b>                 | <b>4,714</b>                            | <b>3,737</b>           | <b>500</b>              | <b>429</b>                 | <b>37</b>                   | <b>11</b>                      | <b>1,724</b>                    | <b>1,711</b>              | <b>102</b>                 |
| 一月 Jan.                          | 568                                     | 461                    | 46                      | 52                         | 7                           | 2                              | 206                             | 228                       | 8                          |
| 二月 Feb.                          | 479                                     | 379                    | 51                      | 46                         | —                           | 3                              | 194                             | 177                       | 10                         |
| 三月 Mar.                          | 530                                     | 417                    | 74                      | 35                         | 3                           | 1                              | 190                             | 189                       | 11                         |
| 四月 Apr.                          | 453                                     | 349                    | 51                      | 49                         | 4                           | —                              | 157                             | 183                       | 11                         |
| 五月 May                           | 451                                     | 352                    | 51                      | 43                         | 3                           | 2                              | 174                             | 171                       | 9                          |
| 六月 June                          | 476                                     | 382                    | 52                      | 40                         | 2                           | —                              | 192                             | 151                       | 9                          |
| 七月 July                          | 488                                     | 388                    | 53                      | 45                         | 2                           | —                              | 161                             | 177                       | 11                         |
| 八月 Aug.                          | 456                                     | 353                    | 48                      | 49                         | 5                           | 1                              | 156                             | 172                       | 13                         |
| 九月 Sept.                         | 420                                     | 338                    | 38                      | 36                         | 7                           | 1                              | 158                             | 122                       | 14                         |
| 十月 Oct.                          | 393                                     | 318                    | 36                      | 34                         | 4                           | 1                              | 136                             | 141                       | 6                          |
| 較上月增減(%)<br>VS. with Last Month  | -6.43                                   | -5.92                  | -5.26                   | -5.56                      | -42.86                      | —                              | -13.92                          | 15.57                     | -57.14                     |
| 較上年同月增減(%)<br>VS. with Last Year | -16.20                                  | -13.35                 | -35.71                  | -20.93                     | 33.33                       | --                             | -9.93                           | -16.07                    | -14.29                     |

資料來源：本部消防署。

說明：依「各類場所消防安全設備設置標準」規定及現況，「按建築物高度分」類別自110年起更改為5層以下、6至10層、11至20層、21至30層及31層以上。

Unit : Times

| By Classification            |                       |                                 |              | 按建築物用途分 By Use |                           |                            |                      |  |                              |              |
|------------------------------|-----------------------|---------------------------------|--------------|----------------|---------------------------|----------------------------|----------------------|--|------------------------------|--------------|
| 商業建築<br>Business<br>Building | 複合建築<br>Com-<br>pound | 工廠及倉庫<br>Factory &<br>Warehouse | 其他<br>Others | 住宅<br>Dwelling | 營業場所<br>Business<br>Space | 作業場所<br>Operating<br>Space | 倉庫<br>Ware-<br>house | 空屋或<br>改建中<br>Vacancy<br>or<br>Repairing | 公共設施<br>Public<br>Facilities | 其他<br>Others |
| 221                          | 78                    | 882                             | 376          | 3,854          | 806                       | 485                        | 395                  | 129                                      | 77                           | 248          |
| 14                           | 13                    | 68                              | 48           | 279            | 71                        | 41                         | 36                   | 16                                       | 9                            | 17           |
| 18                           | 6                     | 66                              | 28           | 269            | 59                        | 33                         | 29                   | 3  | 6                            | 25           |
| 22                           | 6                     | 69                              | 29           | 356            | 68                        | 42                         | 28                   | 14                                       | 3                            | 20           |
| <b>177</b>                   | <b>66</b>             | <b>626</b>                      | <b>308</b>   | <b>3,085</b>   | <b>620</b>                | <b>344</b>                 | <b>309</b>           | <b>103</b>                               | <b>71</b>                    | <b>182</b>   |
| 18                           | 6                     | 72                              | 30           | 384            | 69                        | 32                         | 40                   | 15                                       | 5                            | 23           |
| 19                           | 2                     | 43                              | 34           | 335            | 67                        | 23                         | 21                   | 5  | 7                            | 21           |
| 14                           | 6                     | 67                              | 53           | 344            | 71                        | 43                         | 32                   | 10                                       | 6                            | 24           |
| 19                           | 9                     | 57                              | 17           | 303            | 58                        | 33                         | 27                   | 9  | 9                            | 14           |
| 21                           | 8                     | 45                              | 23           | 312            | 64                        | 24                         | 22                   | 11                                       | 7                            | 11           |
| 17                           | 8                     | 69                              | 30           | 316            | 70                        | 37                         | 25                   | 6  | 8                            | 14           |
| 18                           | 9                     | 86                              | 26           | 303            | 61                        | 36                         | 48                   | 14                                       | 9                            | 17           |
| 21                           | 4                     | 57                              | 33           | 282            | 61                        | 41                         | 31                   | 13                                       | 6                            | 22           |
| 16                           | 4                     | 69                              | 37           | 248            | 59                        | 40                         | 33                   | 12                                       | 8                            | 20           |
| 14                           | 10                    | 61                              | 25           | 258            | 40                        | 35                         | 30                   | 8  | 6                            | 16           |
| -12.50                       | 150.00                | -11.59                          | -32.43       | 4.03           | -32.20                    | -12.50                     | -9.09                | -33.33                                   | -25.00                       | -20.00       |
| —                            | -23.08                | -10.29                          | -47.92       | -7.53          | -43.66                    | -14.63                     | -16.67               | -50.00                                   | -33.33                       | -5.88        |

Source : National Fire Agency, MOI.

Note : The category of "by story" has been changed to 1-5, 6-10, 11-20, 21-30, and 31 stories & over since 2021.

表58. 火災出動人員、車輛及其他裝備

| 年(月)別<br>Year (Month)            | 出動人次(人次) Person-Times of Attendance |                       |                                    |              | 救出人數<br>(人)<br>No. of<br>People<br>Rescued<br>(Persons) | 消                   |
|----------------------------------|-------------------------------------|-----------------------|------------------------------------|--------------|---|---------------------|
|                                  | 合計<br>Total                         | 消防人員<br>Fire Fighters | 義消人員<br>Volunteer<br>Fire Fighters | 其他<br>Others |   | 雲梯<br>消防車<br>Ladder |
| 一〇二年 2013                        | 449,100                             | 370,569               | 69,610                             | 8,921        | 348   | 10,093              |
| 一〇三年 2014                        | 511,977                             | 426,634               | 64,082                             | 21,261       | 533   | 12,478              |
| 一〇四年 2015                        | 587,599                             | 489,418               | 68,595                             | 29,586       | 569   | 10,940              |
| 一〇五年 2016                        | 476,666                             | 420,703               | 43,756                             | 12,207       | 494   | 10,255              |
| 一〇六年 2017                        | 571,358                             | 495,086               | 53,770                             | 22,502       | 968   | 10,812              |
| 一〇七年 2018                        | 563,457                             | 501,080               | 47,700                             | 14,677       | 1,390   | 10,815              |
| 一〇八年 2019                        | 541,241                             | 485,321               | 40,518                             | 15,402       | 1,743   | 10,090              |
| 一〇九年 2020                        | 572,241                             | 525,071               | 42,634                             | 4,536        | 2,782   | 10,466              |
| 一一〇年 2021                        | 601,155                             | 558,242               | 39,384                             | 3,529        | 1,997   | 10,364              |
| 十月 Oct.                          | 47,846                              | 43,625                | 4,029                              | 192          | 218   | 784                 |
| 十一月 Nov.                         | 41,743                              | 38,982                | 2,444                              | 317          | 209   | 795                 |
| 十二月 Dec.                         | 51,416                              | 48,014                | 2,834                              | 568          | 224   | 1,004               |
| <b>一一一年 2022</b>                 | <b>428,165</b>                      | <b>401,622</b>        | <b>24,120</b>                      | <b>2,423</b> | <b>1,889</b>  | <b>8,614</b>        |
| 一月 Jan.                          | 50,489                              | 47,058                | 2,823                              | 608          | 310   | 1,039               |
| 二月 Feb.                          | 41,360                              | 38,635                | 2,398                              | 327          | 178   | 872                 |
| 三月 Mar.                          | 54,368                              | 50,895                | 3,083                              | 390          | 201   | 979                 |
| 四月 Apr.                          | 43,045                              | 40,359                | 2,435                              | 251          | 112   | 885                 |
| 五月 May                           | 34,055                              | 32,613                | 1,379                              | 63           | 344   | 782                 |
| 六月 June                          | 35,051                              | 33,552                | 1,435                              | 64           | 241   | 741                 |
| 七月 July                          | 41,570                              | 39,412                | 2,048                              | 110          | 70  | 825                 |
| 八月 Aug.                          | 41,871                              | 39,174                | 2,479                              | 218          | 250   | 822                 |
| 九月 Sept.                         | 41,121                              | 38,316                | 2,651                              | 154          | 48  | 812                 |
| 十月 Oct.                          | 45,235                              | 41,608                | 3,389                              | 238          | 135   | 857                 |
| 較上月增減(%)<br>VS. with Last Month  | 10.00                               | 8.59                  | 27.84                              | 54.55        | 181.25  | 5.54                |
| 較上年同月增減(%)<br>VS. with Last Year | -5.46                               | -4.62                 | -15.88                             | 23.96        | -38.07  | 9.31                |

資料來源：本部消防署。

TABLE 58. FIRE SERVICES AND CALL FREQUENCY

| 防車(車次) Fire Engines(Times) |  |                                | 救災車(車次) Rescue Cars(Times)              |                             |                                 |                                   | 救護車<br>(車次)<br>Ambu-<br>lances<br>(Times) | 消防勤務<br>車、消防<br>船、艇、<br>直升機及<br>其他裝備<br>(車次)<br>Others<br>(Times) |
|----------------------------|--|--------------------------------|---|-----------------------------|---------------------------------|-----------------------------------|---|---|
| 化學<br>消防車<br>Chemical      | 水箱、水<br>庫超高压<br>消防車<br>Tanker, Heavy<br>消防車<br>Tanker & Super-<br>high Presser | 其他(泡<br>沫、幫浦<br>)消防車<br>Others | 救 助<br>器材車<br>Rescue<br>Fire<br>Engines | 照明車<br>Lighting<br>Vehicles | 消防<br>警備車<br>Fire Guard<br>Cars | 其他<br>救災車<br>Other Rescue<br>Cars |   |   |
| 5,541                      | 105,086  | 1,135                          | 5,808                                   | 197                         | 799                             | 5,841                             | 34,615                                    | 744   |
| 4,855                      | 126,000  | 1,132                          | 5,527                                   | 252                         | 984                             | 5,723                             | 30,380                                    | 670   |
| 4,384                      | 133,836  | 1,218                          | 5,092                                   | 190                         | 1,215                           | 5,915                             | 31,341                                    | 1,172   |
| 4,415                      | 110,370  | 768                            | 4,248                                   | 120                         | 1,322                           | 4,928                             | 27,765                                    | 2,620   |
| 5,564                      | 135,153  | 1,128                          | 4,727                                   | 202                         | 1,684                           | 5,198                             | 28,720                                    | 4,623   |
| 5,458                      | 136,495  | 1,949                          | 4,691                                   | 94                          | 1,808                           | 4,866                             | 28,309                                    | 6,196   |
| 4,865                      | 133,512  | 1,229                          | 4,678                                   | 166                         | 1,893                           | 4,756                             | 25,738                                    | 6,693   |
| 5,410                      | 148,246  | 1,441                          | 4,528                                   | 161                         | 3,636                           | 8,209                             | 27,260                                    | 4,253   |
| 6,090                      | 159,784  | 1,351                          | 5,009                                   | 129                         | 3,577                           | 9,274                             | 26,450                                    | 2,779   |
| 497                        | 12,409   | 88                             | 417                                     | 10                          | 274                             | 785                               | 2,158                                     | 208   |
| 437                        | 11,211   | 57                             | 380                                     | 1                           | 202                             | 660                               | 1,965                                     | 189   |
| 574                        | 13,534   | 81                             | 387                                     | 7                           | 334                             | 798                               | 2,330                                     | 239   |
| <b>4,543</b>               | <b>110,926</b>   | <b>628</b>                     | <b>3,609</b>                            | <b>224</b>                  | <b>2,520</b>                    | <b>8,010</b>                      | <b>20,976</b>                             | <b>2,160</b>  |
| 511                        | 12,695   | 94                             | 474                                     | 15                          | 288                             | 920                               | 2,468                                     | 243   |
| 348                        | 9,912  | 91                             | 326                                     | 16                          | 257                             | 740                               | 2,010                                     | 193   |
| 592                        | 13,598   | 139                            | 404                                     | 38                          | 438                             | 898                               | 2,430                                     | 343   |
| 509                        | 11,451   | 60                             | 348                                     | 31                          | 286                             | 731                               | 1,926                                     | 186   |
| 334                        | 9,039  | 23                             | 305                                     | 11                          | 185                             | 608                               | 1,820                                     | 167   |
| 402                        | 9,045  | 37                             | 339                                     | 14                          | 178                             | 670                               | 1,869                                     | 168   |
| 427                        | 11,108   | 28                             | 332                                     | 32                          | 229                             | 732                               | 2,095                                     | 207   |
| 508                        | 10,953   | 34                             | 360                                     | 31                          | 203                             | 803                               | 2,173                                     | 207   |
| 441                        | 10,845   | 38                             | 388                                     | 17                          | 230                             | 1,156                             | 2,121                                     | 247   |
| 471                        | 12,280   | 84                             | 333                                     | 19                          | 226                             | 752                               | 2,064                                     | 199   |
| 6.80                       | 13.23  | 121.05                         | -14.18                                  | 11.76                       | -1.74                           | -34.95                            | -2.69                                     | -19.43  |
| -5.23                      | -1.04  | -4.55                          | -20.14                                  | 90.00                       | -17.52                          | -4.20                             | -4.36                                     | -4.33   |

Source : National Fire Agency, MOI.



表59. 消防緊急救護服務

| 年 (月) 別<br>Year (Month)           | 救護出勤次數<br>Times of Call Volume (Times) |                                 |                          |   |                                 | 急救送醫人次         |                |                        |                          |                                   |
|-----------------------------------|--|---------------------------------|--------------------------|---|---------------------------------|----------------|----------------|------------------------|--------------------------|-----------------------------------|
|                                   | 合計<br>Total                            | 送醫<br>次數<br>Send to<br>Hospital | 未接<br>觸<br>No<br>contact | 有接觸<br>未運送<br>Contact<br>without<br>transport | 出勤<br>待命<br>Standby<br>on scene | 合計<br>Total    | 非創傷類           |                        |                          |                                   |
|                                   |  |                                 |                          |   |                                 |                | 小計<br>Subtotal | 急病<br>Acute<br>Disease | 路倒<br>Falling<br>on Road | 孕婦<br>急產<br>In<br>Urgent<br>Labor |
| 一〇二年 2013                         | 1,016,637                              | 793,950                         |                          | 222,687                                       |                                 | 826,839        | 400,911        | 280,607                | 16,788                   | 1,912                             |
| 一〇三年 2014                         | 1,078,727                              | 840,433                         |                          | 238,294                                       |                                 | 878,849        | 429,019        | 304,200                | 15,743                   | 2,359                             |
| 一〇四年 2015                         | 1,100,264                              | 853,534                         |                          | 246,730                                       |                                 | 891,562        | 435,919        | 304,795                | 14,385                   | 2,534                             |
| 一〇五年 2016                         | 1,117,523                              | 871,148                         |                          | 246,375                                       |                                 | 906,603        | 454,029        | 324,442                | 13,708                   | 2,506                             |
| 一〇六年 2017                         | 1,100,323                              | 857,844                         |                          | 242,479                                       |                                 | 891,508        | 439,554        | 320,221                | 12,504                   | 2,082                             |
| 一〇七年 2018                         | 1,101,350                              | 860,612                         |                          | 240,738                                       |                                 | 897,081        | 439,707        | 323,111                | 11,146                   | 1,832                             |
| 一〇八年 2019                         | 1,118,439                              | 873,585                         |                          | 244,854                                       |                                 | 905,951        | 450,829        | 331,943                | 10,470                   | 1,893                             |
| 一〇九年 2020                         | 1,126,486                              | 862,834                         |                          | 263,652                                       |                                 | 891,117        | 435,999        | 314,581                | 9,270                    | 1,781                             |
| 一一〇年 2021                         | 1,135,845                              | 856,830                         |                          | 279,015                                       |                                 | 881,766        | 461,673        | 327,017                | 9,333                    | 1,765                             |
| 十月 Oct.                           | 98,388                                 | 74,804                          |                          | 23,584  |                                 | 77,076         | 39,182         | 28,323                 | 772                      | 151                               |
| 十一月 Nov.                          | 99,187                                 | 75,247                          |                          | 23,940  |                                 | 77,283         | 38,675         | 28,196                 | 783                      | 171                               |
| 十二月 Dec.                          | 106,805                                | 80,335                          |                          | 26,470  |                                 | 82,346         | 40,608         | 28,555                 | 846                      | 162                               |
| <b>一一一年 2022</b>                  | <b>1,081,908</b>                       | <b>827,738</b>                  | <b>49,254</b>            | <b>186,440</b>                                | <b>18,476</b>                   | <b>857,047</b> | <b>498,975</b> | <b>315,298</b>         | <b>8,942</b>             | <b>1,616</b>                      |
| 一月 Jan.                           | 107,551                                | 80,623                          | 4,819                    | 20,005  | 2,104                           | 82,716         | 43,085         | 29,231                 | 922                      | 172                               |
| 二月 Feb.                           | 92,963                                 | 70,216                          | 4,095                    | 16,892  | 1,760                           | 71,772         | 39,955         | 27,420                 | 766                      | 138                               |
| 三月 Mar.                           | 102,612                                | 77,645                          | 4,554                    | 18,450  | 1,963                           | 79,550         | 41,815         | 28,293                 | 864                      | 115                               |
| 四月 Apr.                           | 105,928                                | 80,341                          | 4,709                    | 19,017  | 1,861                           | 84,793         | 50,585         | 28,518                 | 807                      | 163                               |
| 五月 May                            | 115,415                                | 89,638                          | 5,286                    | 18,748  | 1,743                           | 94,602         | 65,144         | 35,567                 | 781                      | 172                               |
| 六月 June                           | 113,894                                | 88,343                          | 4,889                    | 19,000  | 1,662                           | 91,297         | 58,942         | 34,672                 | 952                      | 158                               |
| 七月 July                           | 111,528                                | 85,330                          | 5,136                    | 19,178  | 1,884                           | 88,176         | 50,285         | 33,391                 | 982                      | 173                               |
| 八月 Aug.                           | 107,300                                | 81,713                          | 5,119                    | 18,609  | 1,859                           | 84,344         | 46,437         | 31,555                 | 991                      | 177                               |
| 九月 Sept.                          | 109,634                                | 84,513                          | 5,288                    | 18,032  | 1,801                           | 87,478         | 49,689         | 32,256                 | 897                      | 177                               |
| 十月 Oct.                           | 115,083                                | 89,376                          | 5,359                    | 18,509  | 1,839                           | 92,319         | 53,038         | 34,395                 | 980                      | 171                               |
| 較上月增減 (%)<br>VS. with Last Month  | 4.97                                   | 5.75                            | 1.34                     | 2.65  | 2.11                            | 5.53           | 6.74           | 6.63                   | 9.25                     | -3.39                             |
| 較上年同月增減 (%)<br>VS. with Last Year | 16.97                                  | 19.48                           | --                       | --  | --                              | 19.78          | 35.36          | 21.44                  | 26.94                    | 13.25                             |

資料來源：本部消防署。

1. 配合救護紀錄表修訂，109年起「溺水」由「非創傷類」調整至「創傷類」。
2. 109年起急救救護服務新增實務常見之「摔跌傷」統計項目包含於「其他」。
3. 自111年起，將未送醫次數分成「未接觸」、「有接觸未運送」及「出勤待命」。

TABLE 59. EMERGENCY MEDICAL SERVICES

| Times of Person Rescued in Emergency (2)                                     |                |                |                               |               |                     |                     |   |  |               |  |  |
|--|----------------|----------------|-------------------------------|---------------|---------------------|---------------------|---|--|---------------|--|--|
| Non-Trauma   |                | 創傷類            |                               |               |                     |                     |   | Trauma                                 |               |  |  |
| 疑似毒藥物與<br>一氧化碳中毒<br>Suspected Toxicant/<br>Drug/Carbon Monoxide<br>Poisoning | 其他<br>Others   | 小計<br>Subtotal | 一般<br>外傷<br>General<br>Trauma | 溺水<br>Drowned | 墜落<br>傷<br>Tumbling | 穿刺<br>傷<br>Piercing | 車禍<br>受傷<br>Injured in<br>a Traffic<br>Accident | 電擊傷<br>Wounded<br>by Electric<br>Shock | 其他<br>Others  |  |  |
| 5,600  | 96,004         | 425,928        | 72,366                        | 422           | 7,871               | 662                 | 316,353   | 130                                    | 28,124        |  |  |
| 5,581  | 101,136        | 449,830        | 75,075                        | 469           | 10,063              | 886                 | 335,440   | 146                                    | 27,751        |  |  |
| 5,667  | 108,538        | 455,643        | 76,338                        | 330           | 11,924              | 835                 | 337,818   | 142                                    | 28,256        |  |  |
| 6,036  | 107,337        | 452,574        | 79,311                        | 310           | 13,413              | 741                 | 331,082   | 140                                    | 27,577        |  |  |
| 5,485  | 99,262         | 451,954        | 78,915                        | 278           | 12,715              | 723                 | 330,725   | 191                                    | 28,407        |  |  |
| 5,696  | 97,922         | 457,374        | 83,997                        | 226           | 12,676              | 666                 | 331,341   | 131                                    | 28,337        |  |  |
| 4,935  | 101,588        | 455,122        | 88,520                        | 247           | 13,644              | 607                 | 323,321   | 134                                    | 28,649        |  |  |
| 5,195  | 105,172        | 455,118        | 49,426                        | 393           | 8,654               | 748                 | 315,190   | 118                                    | 80,589        |  |  |
| 5,055  | 118,503        | 420,093        | 38,888                        | 207           | 6,410               | 729                 | 282,977   | 127                                    | 90,755        |  |  |
| 4,388  | 9,498          | 37,894         | 3,239                         | 29            | 554                 | 53                  | 25,794  | 11                                     | 8,214         |  |  |
| 425  | 9,100          | 38,608         | 3,158                         | 14            | 514                 | 58                  | 26,563  | 3                                      | 8,298         |  |  |
| 436  | 10,609         | 41,738         | 3,371                         | 15            | 524                 | 70                  | 28,763  | 6                                      | 8,989         |  |  |
| <b>4,080</b>   | <b>169,039</b> | <b>358,072</b> | <b>35,370</b>                 | <b>188</b>    | <b>4,910</b>        | <b>577</b>          | <b>235,943</b>                                  | <b>82</b>                              | <b>81,002</b> |  |  |
| 377  | 12,383         | 39,631         | 3,471                         | 9             | 513                 | 51                  | 26,561  | 5                                      | 9,021         |  |  |
| 354  | 11,277         | 31,817         | 3,044                         | 14            | 392                 | 44                  | 20,280  | 4                                      | 8,039         |  |  |
| 438  | 12,105         | 37,735         | 3,572                         | 13            | 475                 | 53                  | 25,365  | 4                                      | 8,253         |  |  |
| 407  | 20,690         | 34,208         | 3,369                         | 18            | 469                 | 54                  | 22,984  | 9                                      | 7,305         |  |  |
| 370  | 28,254         | 29,458         | 3,047                         | 13            | 447                 | 57                  | 18,968  | 10                                     | 6,916         |  |  |
| 421  | 22,739         | 32,355         | 3,262                         | 34            | 494                 | 58                  | 21,096  | 12                                     | 7,399         |  |  |
| 466  | 15,273         | 37,891         | 4,087                         | 30            | 563                 | 70                  | 24,904  | 15                                     | 8,222         |  |  |
| 411  | 13,303         | 37,907         | 3,872                         | 25            | 560                 | 68                  | 24,965  | 9                                      | 8,408         |  |  |
| 402  | 15,957         | 37,789         | 3,841                         | 20            | 461                 | 70                  | 24,963  | 7                                      | 8,427         |  |  |
| 434  | 17,058         | 39,281         | 3,805                         | 12            | 536                 | 52                  | 25,857  | 7                                      | 9,012         |  |  |
| 7.96   | 6.90           | 3.95           | -0.94                         | -40.00        | 16.27               | -25.71              | 3.58  | --                                     | 6.94          |  |  |
| -0.91  | 79.60          | 3.66           | 17.47                         | -58.62        | -3.25               | -1.89               | 0.24  | -36.36                                 | 9.72          |  |  |

Source: National Fire Agency, MOI.

1. The "Drowned" are classified to trauma treatments from January, 2020.
2. The figures of "Others" includes "Tripped over" from January, 2020.
3. The figures of Without Sending to Hospital has been divided into "No Contact", "Contact Without Transport" and "Standby on Scene" since 2022.

表60. 消防緊急救護急救處置

單位：次

| 年(月)別<br>Year (Month)            | 呼吸道處置<br>Respiratory Passages Treatments |                             |                             |                       |                             | 創傷處置                   |                             |                                  |                               |
|----------------------------------|--|-----------------------------|-----------------------------|-----------------------|-----------------------------|------------------------|-----------------------------|----------------------------------|-------------------------------|
|                                  | 抽吸<br>Aspirate                           | 鼻管<br>Given<br>from<br>Nose | 面罩<br>Given<br>from<br>Mask | 哈姆<br>立克法<br>Heimlich | 其他維<br>持呼吸<br>道暢通<br>Others | 頸圍<br>Cervical<br>Ring | 清洗<br>傷口<br>Clear<br>Wounds | 包紮<br>止血<br>Bloodshed<br>Swathed | 骨折<br>固定<br>Fracture<br>Fixed |
| 一〇二年 2013                        | 1,913                                    | 43,541                      | 95,322                      | 266                   | 78,250                      | 51,017                 | 318,972                     | 290,371                          | 34,007                        |
| 一〇三年 2014                        | 2,074                                    | 42,265                      | 95,580                      | 325                   | 75,658                      | 51,856                 | 337,154                     | 306,604                          | 33,295                        |
| 一〇四年 2015                        | 1,886                                    | 40,271                      | 87,645                      | 281                   | 75,267                      | 51,007                 | 343,659                     | 312,939                          | 31,352                        |
| 一〇五年 2016                        | 1,904                                    | 35,277                      | 84,913                      | 323                   | 75,516                      | 46,471                 | 342,682                     | 316,393                          | 35,158                        |
| 一〇六年 2017                        | 1,670                                    | 31,101                      | 78,556                      | 714                   | 76,922                      | 45,572                 | 344,716                     | 318,096                          | 33,167                        |
| 一〇七年 2018                        | 1,555                                    | 28,826                      | 72,548                      | 385                   | 77,255                      | 45,372                 | 349,096                     | 322,036                          | 33,357                        |
| 一〇八年 2019                        | 1,601                                    | 28,397                      | 69,897                      | 505                   | 79,695                      | 44,298                 | 352,335                     | 325,815                          | 32,380                        |
| 一〇九年 2020                        | 1,349                                    | 23,230                      | 60,853                      | 231                   | 77,677                      | 43,297                 | 364,865                     | 338,192                          | 29,368                        |
| 一一〇年 2021                        | 1,177                                    | 22,328                      | 60,051                      | 203                   | 80,014                      | 39,779                 | 333,240                     | 308,374                          | 31,240                        |
| 十月 Oct.                          | 105                                      | 1,965                       | 4,874                       | 20                    | 6,639                       | 3,509                  | 30,998                      | 28,689                           | 2,788                         |
| 十一月 Nov.                         | 107                                      | 1,932                       | 5,045                       | 15                    | 6,913                       | 3,680                  | 29,561                      | 27,181                           | 2,886                         |
| 十二月 Dec.                         | 138                                      | 1,887                       | 5,199                       | 19                    | 7,505                       | 3,724                  | 30,471                      | 28,128                           | 3,115                         |
| <b>一一一年 2022</b>                 | <b>1,109</b>                             | <b>21,547</b>               | <b>57,292</b>               | <b>193</b>            | <b>77,469</b>               | <b>32,462</b>          | <b>271,867</b>              | <b>254,273</b>                   | <b>26,272</b>                 |
| 一月 Jan.                          | 147                                      | 1,831                       | 5,426                       | 34                    | 8,107                       | 3,528                  | 28,594                      | 26,556                           | 3,076                         |
| 二月 Feb.                          | 102                                      | 1,770                       | 5,121                       | 24                    | 7,441                       | 2,598                  | 22,120                      | 20,852                           | 2,343                         |
| 三月 Mar.                          | 103                                      | 1,690                       | 4,728                       | 16                    | 6,237                       | 3,073                  | 24,690                      | 23,294                           | 2,336                         |
| 四月 Apr.                          | 100                                      | 1,805                       | 4,621                       | 25                    | 7,213                       | 4,678                  | 26,621                      | 23,084                           | 2,505                         |
| 五月 May                           | 102                                      | 2,378                       | 6,537                       | 15                    | 8,652                       | 2,554                  | 22,933                      | 21,635                           | 2,314                         |
| 六月 June                          | 113                                      | 2,637                       | 6,928                       | 20                    | 8,818                       | 2,822                  | 26,052                      | 24,568                           | 2,460                         |
| 七月 July                          | 101                                      | 2,473                       | 6,024                       | 18                    | 7,851                       | 3,232                  | 30,428                      | 28,813                           | 2,850                         |
| 八月 Aug.                          | 108                                      | 2,275                       | 5,673                       | 11                    | 7,411                       | 3,369                  | 30,335                      | 28,640                           | 2,763                         |
| 九月 Sept.                         | 104                                      | 2,265                       | 5,845                       | 12                    | 7,488                       | 3,220                  | 29,950                      | 28,354                           | 2,699                         |
| 十月 Oct.                          | 129                                      | 2,423                       | 6,389                       | 18                    | 8,251                       | 3,388                  | 30,144                      | 28,477                           | 2,926                         |
| 較上月增減(%)<br>VS. with Last Month  | 24.04                                    | 6.98                        | 9.31                        | 50.00                 | 10.19                       | 5.22                   | 0.65                        | 0.43                             | 8.41                          |
| 較上年同月增減(%)<br>VS. with Last Year | 22.86                                    | 23.31                       | 31.08                       | -10.00                | 24.28                       | -3.45                  | -2.76                       | -0.74                            | 4.95                          |

資料來源：本部消防署。

說明：1. 配合救護紀錄表修訂，創傷處置項下之「其他」，104年以前僅指「鑄式擔架固定」，105年起包含「抽吸式護木」、「鑄式擔架固定」等其他創傷處置。  
2. 配合救護紀錄表修訂，其他處置下之「其他」，104年以前係指「生命徵象監測」與「ALS支援」，105年起包含「測量血糖」及其他處置，「生命徵象監測」與「ALS支援」不再列入統計。  
3. 配合救護紀錄表修訂，109年起「夾板固定」及「抽吸式護木」合併為「骨折固定」；心肺復甦術項下新增「自動心肺復甦機」。  
4. 111年起創傷處置增加「止血帶」。

TABLE 60. RESCUE TREATMENTS OF EMERGENCY MEDICAL SERVICES

Unit: Times

| Trauma Treatments |                              |                  |                      | 心肺復甦術<br>CPR             |               |                                | 藥物<br>處置<br>Medicine<br>Treatments | 其他處置<br>Other Treatments |                                 |                |
|-------------------|------------------------------|------------------|----------------------|--------------------------|---------------|--------------------------------|------------------------------------|--------------------------|---------------------------------|----------------|
| 止血帶<br>Tourniquet | 長背板<br>固定<br>Tergal<br>Fixed | 軀幹固<br>定器<br>KED | 其他創<br>傷處置<br>Others | 自動<br>心肺<br>復甦機<br>LUCAS | CPR           | 使用自<br>動體外<br>心臟去<br>顫器<br>AED |                                    | 保暖<br>Keep<br>Warm       | 心理<br>支持<br>Psycho-<br>analyzed | 其他<br>Others   |
| -                 | 60,672                       | 2,693            | 2,355                | -                        | 21,337        | 21,654                         | 23,284                             | 433,525                  | 752,425                         | 575,930        |
| -                 | 62,233                       | 2,625            | 1,406                | -                        | 22,723        | 23,066                         | 27,749                             | 441,400                  | 810,725                         | 626,160        |
| -                 | 59,773                       | 2,457            | 889                  | -                        | 21,086        | 20,981                         | 27,379                             | 416,992                  | 824,394                         | 647,833        |
| -                 | 53,421                       | 2,221            | 4,621                | -                        | 21,620        | 21,556                         | 24,346                             | 407,249                  | 838,708                         | 196,398        |
| -                 | 50,568                       | 2,148            | 4,160                | -                        | 20,476        | 20,441                         | 23,831                             | 378,619                  | 819,765                         | 246,168        |
| -                 | 46,635                       | 1,936            | 6,239                | -                        | 20,562        | 20,542                         | 28,687                             | 352,027                  | 815,883                         | 265,174        |
| -                 | 42,365                       | 1,896            | 9,931                | -                        | 20,619        | 20,450                         | 30,925                             | 342,894                  | 825,705                         | 215,864        |
| -                 | 39,701                       | 1,875            | 33,199               | 12,899                   | 20,340        | 20,296                         | 33,577                             | 324,980                  | 834,551                         | 174,897        |
| -                 | 35,286                       | 1,545            | 45,931               | 13,894                   | 20,091        | 20,305                         | 32,109                             | 305,428                  | 818,136                         | 189,401        |
| -                 | 2,995                        | 143              | 3,981                | 1,168                    | 1,622         | 1,660                          | 2,722                              | 23,670                   | 71,942                          | 14,634         |
| -                 | 3,158                        | 126              | 4,266                | 1,223                    | 1,710         | 1,758                          | 2,623                              | 28,117                   | 71,027                          | 15,268         |
| -                 | 3,358                        | 147              | 4,365                | 1,372                    | 1,896         | 1,945                          | 2,782                              | 32,829                   | 74,918                          | 18,451         |
| <b>866</b>        | <b>26,786</b>                | <b>1,587</b>     | <b>11,597</b>        | <b>12,668</b>            | <b>17,379</b> | <b>17,811</b>                  | <b>30,086</b>                      | <b>270,254</b>           | <b>756,558</b>                  | <b>197,092</b> |
| 400               | 2,615                        | 213              | 1,452                | 1,447                    | 1,977         | 2,017                          | 3,186                              | 34,838                   | 75,384                          | 18,378         |
| 19                | 2,430                        | 110              | 939                  | 1,289                    | 1,767         | 1,794                          | 2,669                              | 32,181                   | 65,475                          | 18,063         |
| 25                | 2,591                        | 235              | 986                  | 1,056                    | 1,480         | 1,545                          | 2,946                              | 23,298                   | 62,406                          | 18,342         |
| 196               | 2,552                        | 372              | 1,282                | 1,199                    | 1,664         | 1,683                          | 2,726                              | 26,134                   | 73,145                          | 19,231         |
| 32                | 2,415                        | 98               | 1,067                | 1,296                    | 1,786         | 1,827                          | 2,672                              | 25,965                   | 80,659                          | 19,412         |
| 32                | 2,541                        | 108              | 1,159                | 1,343                    | 1,869         | 1,929                          | 3,066                              | 25,508                   | 78,208                          | 20,564         |
| 41                | 2,920                        | 109              | 1,138                | 1,317                    | 1,762         | 1,805                          | 3,259                              | 24,242                   | 79,698                          | 21,221         |
| 40                | 2,824                        | 107              | 1,179                | 1,238                    | 1,694         | 1,735                          | 3,260                              | 23,362                   | 77,470                          | 20,328         |
| 42                | 2,855                        | 111              | 1,127                | 1,238                    | 1,636         | 1,669                          | 3,133                              | 25,107                   | 79,973                          | 20,010         |
| 39                | 3,043                        | 124              | 1,268                | 1,245                    | 1,744         | 1,807                          | 3,169                              | 29,619                   | 84,140                          | 21,543         |
| -7.14             | 6.58                         | 11.71            | 12.51                | 0.57                     | 6.60          | 8.27                           | 1.15                               | 17.97                    | 5.21                            | 7.66           |
| --                | 1.60                         | -13.29           | -68.15               | 6.59                     | 7.52          | 8.86                           | 16.42                              | 25.13                    | 16.96                           | 47.21          |

Source: National Fire Agency, MOI.

Note: 1.The figures of "Others" of Trauma Treatments referred to "Shovel-type Stretcher Fixed" before 2015, but included "Vacuum Splint", "Shovel-type Stretcher Fixed" and other Trauma Treatments since 2016 due to the revised Patient Care Record.  
2.Since 2016, the figures of "Others" of Other Treatments excluded "Vital Sign Monitoring" and "Advanced Life Support" (which were included before 2015) due to the revised Patient Care Record.  
3.The figures of "Splint Fixed" and "Vacuum Splint" are classified to Fracture Fixed and the figures of "CPR" include "LUCAS" since 2020.  
4.The figures of "Trauma Treatments" include "Tourniquet" since 2022.

表61. 核發建築物建造執照—按月別及用途別分

TABLE 61. ISSUED BUILDING CONSTRUCTION LICENSE - BY MONTH AND USE

| 年 (月) 別<br>Year (Month)          | 總計<br>Grand Total  |  | 住宿類(H類)<br>Residential |                |  |
|----------------------------------|--------------------|--|------------------------|----------------|--|
|                                  |                    |  | 住宅(H-2)                |                |  |
|                                  | 總件數<br>Total Cases | 總樓地板面積<br>(平方公尺)<br>Total Floor Area (m <sup>2</sup> ) | 件數<br>Cases            | 宅數<br>Houses   | 總樓地板面積<br>(平方公尺)<br>Total Floor Area (m <sup>2</sup> ) |
| 一〇二年 2013                        | 33,531             | 39,760,495   | 27,234                 | 133,072        | 25,416,782   |
| 一〇三年 2014                        | 31,994             | 38,634,904   | 25,261                 | 124,127        | 22,230,818   |
| 一〇四年 2015                        | 27,643             | 32,595,657   | 21,440                 | 106,752        | 18,232,801   |
| 一〇五年 2016                        | 22,511             | 26,235,287   | 16,590                 | 79,490         | 13,264,290   |
| 一〇六年 2017                        | 25,035             | 29,883,925   | 18,908                 | 91,981         | 15,251,789   |
| 一〇七年 2018                        | 27,344             | 33,984,220   | 21,073                 | 121,689        | 18,676,925   |
| 一〇八年 2019                        | 27,143             | 36,927,792   | 21,388                 | 148,566        | 21,950,228   |
| 一〇九年 2020                        | 25,980             | 41,521,034   | 19,996                 | 160,039        | 23,194,608   |
| 一一〇年 2021                        | 26,089             | 43,425,428   | 20,063                 | 170,465        | 24,874,226   |
| 十月 Oct.                          | 1,772              | 3,222,732  | 1,339                  | 11,638         | 1,649,762  |
| 十一月 Nov.                         | 2,214              | 3,690,577  | 1,611                  | 13,570         | 2,009,462  |
| 十二月 Dec.                         | 2,207              | 5,300,228  | 1,614                  | 19,539         | 2,838,367  |
| <b>一一一年 2022</b>                 | <b>19,480</b>      | <b>38,306,211</b>                                      | <b>14,422</b>          | <b>146,416</b> | <b>20,539,899</b>                                      |
| 一月 Jan.                          | 2,138              | 4,185,539  | 1,640                  | 16,451         | 2,328,678  |
| 二月 Feb.                          | 1,265              | 2,539,511  | 885                    | 9,217          | 1,247,859  |
| 三月 Mar.                          | 2,223              | 3,991,640  | 1,654                  | 13,552         | 1,917,570  |
| 四月 Apr.                          | 2,032              | 2,886,896  | 1,607                  | 13,770         | 1,919,091  |
| 五月 May                           | 2,193              | 4,128,057  | 1,665                  | 17,306         | 2,527,196  |
| 六月 June                          | 2,109              | 4,128,117  | 1,571                  | 15,429         | 2,216,686  |
| 七月 July                          | 1,743              | 3,669,597  | 1,270                  | 12,636         | 1,833,068  |
| 八月 Aug.                          | 2,178              | 4,334,919  | 1,577                  | 16,084         | 2,212,634  |
| 九月 Sept.                         | 1,695              | 3,816,173  | 1,237                  | 19,301         | 2,552,010  |
| 十月 Oct.                          | 1,904              | 4,625,762  | 1,316                  | 12,670         | 1,785,107  |
| 較上月增減(%)<br>VS. with Last Month  | 12.33              | 21.21  | 6.39                   | -34.36         | -30.35   |
| 較上年同月增減(%)<br>VS. with Last Year | 7.45               | 43.54  | -1.72                  | 8.87           | 8.40   |

資料來源：本部營建署。

說明：1. 用途別依「建築物使用類組及變更使用辦法」分類。  
2. 表內數字包括內政部指定特設主管建築機關資料。

| Lodging                      |  | 商業類(B類)<br>Commerce |  | 工業、倉儲類<br>(C類)<br>Industry, Storage |  | 辦公、服務類(G類)<br>Business, Service |  |
|------------------------------|--|---------------------|--|-------------------------------------|--|---------------------------------|--|
| 宿舍安養(H-1)<br>Dormitory, Care |  |                     |  |                                     |  |                                 |  |
| 件數<br>Cases                  | 總樓地板面積<br>(平方公尺)<br>Total Floor Area (m <sup>2</sup> ) | 件數<br>Cases         | 總樓地板面積<br>(平方公尺)<br>Total Floor Area (m <sup>2</sup> ) | 件數<br>Cases                         | 總樓地板面積<br>(平方公尺)<br>Total Floor Area (m <sup>2</sup> ) | 件數<br>Cases                     | 總樓地板面積<br>(平方公尺)<br>Total Floor Area (m <sup>2</sup> ) |
| 68                           | 206,875  | 204                 | 1,639,817  | 1,964                               | 5,839,337  | 1,166                           | 1,982,717  |
| 67                           | 289,146  | 193                 | 1,961,250  | 2,139                               | 6,298,000  | 1,188                           | 2,528,920  |
| 52                           | 280,280  | 185                 | 869,853  | 1,890                               | 6,595,431  | 1,120                           | 1,717,122  |
| 59                           | 173,536  | 164                 | 1,053,834  | 1,747                               | 5,593,609  | 1,111                           | 1,460,476  |
| 72                           | 237,991  | 169                 | 1,453,034  | 2,151                               | 6,235,115  | 1,008                           | 1,364,458  |
| 70                           | 219,737  | 157                 | 828,769  | 2,416                               | 7,751,460  | 1,072                           | 2,029,185  |
| 65                           | 157,486  | 140                 | 811,827  | 2,150                               | 7,979,121  | 1,130                           | 1,919,903  |
| 71                           | 250,229  | 135                 | 1,081,367  | 1,916                               | 10,196,956   | 1,335                           | 2,353,874  |
| 79                           | 183,798  | 147                 | 1,482,504  | 2,043                               | 6,861,516  | 1,206                           | 3,380,031  |
| 5                            | 10,102   | 8                   | 17,182   | 156                                 | 527,613  | 91                              | 412,763  |
| 7                            | 16,543   | 21                  | 30,440   | 187                                 | 659,764  | 151                             | 232,435  |
| 14                           | 22,577   | 18                  | 227,933  | 211                                 | 1,057,612  | 111                             | 634,783  |
| <b>65</b>                    | <b>215,896</b>   | <b>120</b>          | <b>896,276</b>   | <b>1,719</b>                        | <b>7,225,674</b>                                       | <b>1,092</b>                    | <b>4,545,758</b>                                       |
| 8                            | 23,522   | 12                  | 20,736   | 169                                 | 1,068,884  | 97                              | 381,788  |
| 3                            | 12,502   | 10                  | 25,072   | 152                                 | 609,692  | 79                              | 216,123  |
| 11                           | 26,301   | 15                  | 90,570   | 176                                 | 646,395  | 124                             | 733,524  |
| 7                            | 24,191   | 8                   | 37,437   | 141                                 | 407,349  | 77                              | 70,184   |
| 6                            | 2,369  | 12                  | 50,333   | 170                                 | 749,096  | 140                             | 337,103  |
| 6                            | 61,065   | 10                  | 41,996   | 208                                 | 976,665  | 100                             | 285,829  |
| 7                            | 30,472   | 12                  | 30,565   | 146                                 | 1,034,490  | 92                              | 193,605  |
| 6                            | 8,116  | 21                  | 525,640  | 214                                 | 788,840  | 136                             | 425,747  |
| 5                            | 18,243   | 12                  | 10,249   | 157                                 | 450,031  | 100                             | 147,070  |
| 6                            | 9,115  | 8                   | 63,678   | 186                                 | 494,232  | 147                             | 1,754,785  |
| 20.00                        | -50.04   | -33.33              | 521.31   | 18.47                               | 9.82   | 47.00                           | 1,093.16   |
| 20.00                        | -9.77  | —                   | 270.61   | 19.23                               | -6.33  | 61.54                           | 325.13   |

Source : Construction and Planning Agency, MOI.

Note : 1.The figures are classified according to Architecture Usage Classification and Change Usage regulation.  
2.The figures include the data of M.O.I. Const. Orgs..

表61. 核發建築物建造執照—按月別及用途別分(續)

| 年 (月) 別<br>Year (Month)          | 休閒、文教類(D類)<br>Leisure, Education |   | 衛生、福利、<br>更生類(F類)<br>Health, Welfare,<br>Regeneration |   | 其 他 類<br>公共集會類(A類)<br>Assembly |   |
|----------------------------------|----------------------------------|---|---|---|--------------------------------|---|
|                                  | 件數<br>Cases                      | 總樓地板<br>面積<br>(平方公尺)<br>Total Floor<br>Area (m <sup>2</sup> ) | 件數<br>Cases   | 總樓地板<br>面積<br>(平方公尺)<br>Total Floor<br>Area (m <sup>2</sup> ) | 件數<br>Cases                    | 總樓地板<br>面積<br>(平方公尺)<br>Total Floor<br>Area (m <sup>2</sup> ) |
|                                  | 一〇二年 2013                        | 417   | 1,094,334   | 155   | 555,239                        | 48  |
| 一〇三年 2014                        | 356                              | 956,748   | 102   | 298,819   | 30                             | 107,430   |
| 一〇四年 2015                        | 331                              | 842,645   | 103   | 439,766   | 23                             | 126,806   |
| 一〇五年 2016                        | 327                              | 894,343   | 135   | 571,530   | 18                             | 78,182  |
| 一〇六年 2017                        | 370                              | 1,203,320   | 136   | 427,533   | 18                             | 114,961   |
| 一〇七年 2018                        | 558                              | 1,455,041   | 157   | 686,869   | 29                             | 148,511   |
| 一〇八年 2019                        | 506                              | 939,721   | 162   | 798,110   | 30                             | 93,435  |
| 一〇九年 2020                        | 680                              | 1,196,471   | 140   | 533,718   | 20                             | 107,878   |
| 一一〇年 2021                        | 496                              | 1,225,927   | 150   | 769,031   | 21                             | 101,110   |
| 十 月 Oct.                         | 32                               | 171,100   | 11  | 91,097  | 1                              | 12,287  |
| 十一月 Nov.                         | 47                               | 68,748  | 13  | 253,506   | 2                              | 16,965  |
| 十二月 Dec.                         | 62                               | 142,081   | 23  | 68,171  | 8                              | 46,924  |
| <b>一一一年 2022</b>                 | <b>386</b>                       | <b>720,454</b>  | <b>135</b>  | <b>648,304</b>  | <b>18</b>                      | <b>149,234</b>  |
| 一 月 Jan.                         | 65                               | 104,870   | 10  | 49,546  | —                              | —   |
| 二 月 Feb.                         | 27                               | 48,168  | 10  | 26,453  | 1                              | 133,974   |
| 三 月 Mar.                         | 75                               | 152,486   | 17  | 57,119  | 1                              | 244   |
| 四 月 Apr.                         | 32                               | 62,157  | 16  | 42,856  | 2                              | 2,626   |
| 五 月 May                          | 24                               | 18,245  | 14  | 117,126   | 2                              | 2,993   |
| 六 月 June                         | 32                               | 81,127  | 16  | 48,890  | 2                              | 973   |
| 七 月 July                         | 29                               | 31,118  | 10  | 21,004  | 4                              | 951   |
| 八 月 Aug.                         | 35                               | 73,148  | 17  | 36,653  | 2                              | 3,920   |
| 九 月 Sept.                        | 24                               | 49,745  | 11  | 196,053   | 3                              | 3,099   |
| 十 月 Oct.                         | 43                               | 99,390  | 14  | 52,604  | 1                              | 454   |
| 較上月增減(%)<br>VS. with Last Month  | 79.17                            | 99.80   | 27.27   | -73.17  | -66.67                         | -85.35  |
| 較上年同月增減(%)<br>VS. with Last Year | 34.38                            | -41.91  | 27.27   | -42.25  | —                              | -96.31  |

說 明：自107年2月其他類再細分「農業設施」，其107年累計資料係自2月起至統計期之值。

TABLE 61. ISSUED BUILDING CONSTRUCTION LICENSE  
- BY MONTH AND USE(CONT.)

| Others                          |   |                              |   |               |   |                               |   |
|---------------------------------|---|------------------------------|---|---------------|---|-------------------------------|---|
| 宗教、殯葬類(E類)<br>Religion, Funeral |   | 危險物品類(I類)<br>Hazard Contents |   | 其他類<br>Others |   | 農業設施<br>Agricultural facility |   |
| 件數<br>Cases                     | 總樓地板面積<br>(平方公尺)<br>Total Floor<br>Area (m <sup>2</sup> ) | 件數<br>Cases                  | 總樓地板面積<br>(平方公尺)<br>Total Floor<br>Area (m <sup>2</sup> ) | 件數<br>Cases   | 總樓地板面積<br>(平方公尺)<br>Total Floor<br>Area (m <sup>2</sup> ) | 件數<br>Cases                   | 總樓地板面積<br>(平方公尺)<br>Total Floor<br>Area (m <sup>2</sup> ) |
| 157                             | 213,125   | 43                           | 31,007  | 2,075         | 2,725,754   | —                             | —   |
| 150                             | 233,072   | 35                           | 36,367  | 2,473         | 3,694,334   | —                             | —   |
| 125                             | 139,083   | 32                           | 17,547  | 2,342         | 3,334,323   | —                             | —   |
| 143                             | 243,773   | 43                           | 49,034  | 2,174         | 2,852,680   | —                             | —   |
| 139                             | 225,232   | 43                           | 34,886  | 2,021         | 3,335,606   | —                             | —   |
| 146                             | 216,080   | 48                           | 34,389  | 1,618         | 1,937,254   | 1,299                         | 1,698,458   |
| 165                             | 296,858   | 50                           | 98,186  | 1,357         | 1,882,917   | 1,353                         | 1,882,791   |
| 174                             | 330,908   | 47                           | 64,062  | 1,466         | 2,210,963   | 1,466                         | 2,210,963   |
| 157                             | 315,227   | 43                           | 75,515  | 1,684         | 4,156,543   | 1,684                         | 4,156,543   |
| 9                               | 6,377   | 3                            | 1,295   | 117           | 323,154   | 117                           | 323,154   |
| 24                              | 65,253  | 6                            | 25,315  | 145           | 312,146   | 145                           | 312,146   |
| 18                              | 36,559  | 3                            | 1,665   | 125           | 223,556   | 125                           | 223,556   |
| <b>119</b>                      | <b>223,270</b>  | <b>33</b>                    | <b>37,063</b>   | <b>1,371</b>  | <b>3,104,383</b>  | <b>1,371</b>                  | <b>3,104,383</b>  |
| 13                              | 28,867  | 5                            | 2,715   | 119           | 175,933   | 119                           | 175,933   |
| 4                               | 2,282   | 2                            | 1,776   | 92            | 215,610   | 92                            | 215,610   |
| 11                              | 9,301   | 3                            | 1,146   | 136           | 356,984   | 136                           | 356,984   |
| 17                              | 76,051  | 2                            | 482   | 123           | 244,472   | 123                           | 244,472   |
| 10                              | 16,894  | 2                            | 475   | 148           | 306,227   | 148                           | 306,227   |
| 7                               | 5,070   | 1                            | 1,958   | 156           | 407,858   | 156                           | 407,858   |
| 11                              | 20,405  | 6                            | 8,768   | 156           | 465,151   | 156                           | 465,151   |
| 9                               | 15,094  | 8                            | 11,831  | 153           | 233,296   | 153                           | 233,296   |
| 13                              | 12,178  | 1                            | 6,826   | 132           | 370,669   | 132                           | 370,669   |
| 24                              | 37,128  | 3                            | 1,086   | 156           | 328,183   | 156                           | 328,183   |
| 84.62                           | 204.88  | 200.00                       | -84.09  | 18.18         | -11.46  | 18.18                         | -11.46  |
| 166.67                          | 482.22  | —                            | -16.14  | 33.33         | 1.56  | 33.33                         | 1.56  |

Note : The item of others is subdivided into "Agricultural facility" since February, 2018; accumulated value of "Agricultural facility" calculates from February to the statistical period.

表62. 核發建築物建造執照－按區域別及用途別分

| 區域別<br>Locality   | 總計<br>Grand Total  |  | 住宿類(H類)<br>Residential |              |  |
|---|--------------------|--|------------------------|--------------|--|
|   |                    |  | 住宅(H-2)                |              |  |
|   | 總件數<br>Total Cases | 總樓地板面積<br>(平方公尺)<br>Total Floor Area (m <sup>2</sup> ) | 件數<br>Cases            | 宅數<br>Houses | 總樓地板面積<br>(平方公尺)<br>Total Floor Area (m <sup>2</sup> ) |
| 一〇一一年十月<br>Oct., 2022                                   | 1,904              | 4,625,762  | 1,316                  | 12,670       | 1,785,107  |
| 新北市 New Taipei City                                     | 45                 | 392,084  | 23                     | 1,766        | 223,545  |
| 臺北市 Taipei City   | 21                 | 1,495,369  | 12                     | 429          | 61,668   |
| 桃園市 Taoyuan City  | 113                | 480,134  | 67                     | 1,999        | 315,635  |
| 臺中市 Taichung City                                       | 234                | 508,201  | 164                    | 2,775        | 411,739  |
| 臺南市 Tainan City   | 306                | 583,155  | 205                    | 944          | 120,220  |
| 高雄市 Kaohsiung City                                      | 162                | 230,755  | 134                    | 1,230        | 150,393  |
| 臺灣省 Taiwan Prov.  | 991                | 869,821  | 697                    | 3,432        | 490,908  |
| 宜蘭縣 Yilan C.  | 111                | 49,229   | 87                     | 251          | 35,565   |
| 新竹縣 Hsinchu C.  | 62                 | 123,177  | 47                     | 416          | 73,507   |
| 苗栗縣 Miaoli C.   | 60                 | 82,960   | 49                     | 519          | 74,789   |
| 彰化縣 Changhua C.   | 154                | 199,049  | 118                    | 911          | 113,270  |
| 南投縣 Nantou C.   | 57                 | 37,066   | 34                     | 130          | 19,659   |
| 雲林縣 Yunlin C.   | 156                | 95,204   | 110                    | 208          | 36,915   |
| 嘉義縣 Chiayi C.   | 63                 | 67,751   | 46                     | 128          | 19,534   |
| 屏東縣 Pingtung C.   | 166                | 74,505   | 95                     | 241          | 32,076   |
| 臺東縣 Taitung C.  | 58                 | 16,852   | 33                     | 45           | 8,201  |
| 花蓮縣 Hualien C.  | 28                 | 16,567   | 19                     | 57           | 7,832  |
| 澎湖縣 Penghu C.   | 34                 | 22,343   | 25                     | 25           | 5,556  |
| 基隆市 Keelung City  | 1                  | 14,805   | —                      | —            | —  |
| 新竹市 Hsinchu City  | 22                 | 26,133   | 19                     | 131          | 22,569   |
| 嘉義市 Chiayi City   | 19                 | 44,180   | 15                     | 370          | 41,435   |
| 福建省 Fuchien Prov.                                       | 20                 | 27,285   | 14                     | 95           | 10,999   |
| 金門縣 Kinmen C.   | 17                 | 26,365   | 13                     | 94           | 10,667   |
| 連江縣 Lienchiang C.                                       | 3                  | 920  | 1                      | 1            | 332  |
| 國家公園管理處 N.P.Adm.  | 1                  | 1,343  | —                      | —            | —  |
| 其他內政部<br>指定特設主<br>管建築機關 Other<br>M.O.I.<br>Const. Orgs. | 11                 | 37,615   | —                      | —            | —  |

資料來源：本部營建署。

TABLE 62. ISSUED BUILDING CONSTRUCTION LICENSE  
- BY LOCALITY AND USE

| Lodging                      |  | 商業類(B類)<br>Commerce |  | 工業、倉儲類<br>(C類)<br>Industry, Storage |  | 辦公、服務類(G類)<br>Business, Service |  |
|------------------------------|--|---------------------|--|-------------------------------------|--|---------------------------------|--|
| 宿舍安養(H-1)<br>Dormitory, Care |  |                     |  |                                     |  |                                 |  |
| 件數<br>Cases                  | 總樓地板面積<br>(平方公尺)<br>Total Floor Area (m <sup>2</sup> ) | 件數<br>Cases         | 總樓地板面積<br>(平方公尺)<br>Total Floor Area (m <sup>2</sup> ) | 件數<br>Cases                         | 總樓地板面積<br>(平方公尺)<br>Total Floor Area (m <sup>2</sup> ) | 件數<br>Cases                     | 總樓地板面積<br>(平方公尺)<br>Total Floor Area (m <sup>2</sup> ) |
| 6                            | 9,115  | 8                   | 63,678   | 186                                 | 494,232  | 147                             | 1,754,785  |
| —                            | —  | —                   | —  | 9                                   | 136,438  | 9                               | 29,685   |
| —                            | —  | —                   | —  | —                                   | —  | 9                               | 1,433,701  |
| 1                            | 7,346  | —                   | —  | 33                                  | 136,404  | 5                               | 5,743  |
| —                            | —  | 2                   | 1,715  | 18                                  | 19,722   | 37                              | 41,975   |
| —                            | —  | 3                   | 53,431   | 13                                  | 7,775  | 46                              | 228,122  |
| —                            | —  | —                   | —  | 10                                  | 39,822   | 3                               | 898  |
| 5                            | 1,769  | 3                   | 8,532  | 95                                  | 135,920  | 35                              | 12,137   |
| —                            | —  | —                   | —  | 16                                  | 12,261   | 1                               | 176  |
| —                            | —  | —                   | —  | 2                                   | 27,502   | 4                               | 994  |
| —                            | —  | —                   | —  | 4                                   | 2,988  | 2                               | 585  |
| —                            | —  | 1                   | 5,709  | 10                                  | 27,193   | 6                               | 1,494  |
| —                            | —  | —                   | —  | 4                                   | 3,933  | 3                               | 1,411  |
| 1                            | 558  | —                   | —  | 11                                  | 10,089   | 2                               | 757  |
| 1                            | 116  | —                   | —  | 3                                   | 14,635   | 2                               | 284  |
| 1                            | 304  | 1                   | 2,337  | 39                                  | 12,396   | 8                               | 2,571  |
| 1                            | 235  | 1                   | 486  | 1                                   | 3,457  | —                               | —  |
| —                            | —  | —                   | —  | 1                                   | 4,819  | —                               | —  |
| 1                            | 556  | —                   | —  | 3                                   | 1,842  | 3                               | 1,120  |
| —                            | —  | —                   | —  | 1                                   | 14,805   | —                               | —  |
| —                            | —  | —                   | —  | —                                   | —  | —                               | —  |
| —                            | —  | —                   | —  | —                                   | —  | 4                               | 2,745  |
| —                            | —  | —                   | —  | 1                                   | 175  | —                               | —  |
| —                            | —  | —                   | —  | 1                                   | 175  | —                               | —  |
| —                            | —  | —                   | —  | —                                   | —  | —                               | —  |
| —                            | —  | —                   | —  | —                                   | —  | —                               | —  |
| —                            | —  | —                   | —  | 7                                   | 17,976   | 3                               | 2,524  |

Source : Construction and Planning Agency, MOI.

表62. 核發建築物建造執照－按區域別及用途別分(續)

| 區域別<br>Locality  | 休閒、文教類(D類)<br>Leisure, Education |   | 衛生、福利、<br>更生類(F類)<br>Health, Welfare,<br>Regeneration |   | 公共集會類(A類)<br>Assembly |   |
|--|----------------------------------|---|---|---|-----------------------|---|
|  | 件數<br>Cases                      | 總樓地板<br>面積<br>(平方公尺)<br>Total Floor<br>Area (m <sup>2</sup> ) | 件數<br>Cases   | 總樓地板<br>面積<br>(平方公尺)<br>Total Floor<br>Area (m <sup>2</sup> ) | 件數<br>Cases           | 總樓地板<br>面積<br>(平方公尺)<br>Total Floor<br>Area (m <sup>2</sup> ) |
| 一一一年十月<br>Oct., 2022                                       | 43                               | 99,390  | 14  | 52,604  | 1                     | 454   |
| 新北市 New Taipei City  | 1                                | 1,205   | —   | —   | —                     | —   |
| 臺北市 Taipei City  | —                                | —   | —   | —   | —                     | —   |
| 桃園市 Taoyuan City   | 5                                | 7,225   | 2   | 7,781   | —                     | —   |
| 臺中市 Taichung City  | 6                                | 9,935   | 1   | 6,995   | 1                     | 454   |
| 臺南市 Tainan City  | 2                                | 4,894   | 1   | 1,116   | —                     | —   |
| 高雄市 Kaohsiung City   | 5                                | 9,496   | 4   | 9,930   | —                     | —   |
| 臺灣省 Taiwan Prov.   | 20                               | 33,997  | 6   | 26,782  | —                     | —   |
| 宜蘭縣 Yilan C.   | 4                                | 761   | —   | —   | —                     | —   |
| 新竹縣 Hsinchu C.   | 2                                | 19,425  | —   | —   | —                     | —   |
| 苗栗縣 Miaoli C.  | —                                | —   | 1   | 533   | —                     | —   |
| 彰化縣 Changhua C.  | 2                                | 6,185   | 2   | 10,940  | —                     | —   |
| 南投縣 Nantou C.  | 1                                | 86  | 1   | 1,354   | —                     | —   |
| 雲林縣 Yunlin C.  | —                                | —   | 1   | 784   | —                     | —   |
| 嘉義縣 Chiayi C.  | 1                                | 53  | —   | —   | —                     | —   |
| 屏東縣 Pingtung C.  | 4                                | 3,992   | —   | —   | —                     | —   |
| 臺東縣 Taitung C.   | 1                                | 432   | —   | —   | —                     | —   |
| 花蓮縣 Hualien C.   | 2                                | 1,385   | —   | —   | —                     | —   |
| 澎湖縣 Penghu C.  | 1                                | 98  | 1   | 13,171  | —                     | —   |
| 基隆市 Keelung City   | —                                | —   | —   | —   | —                     | —   |
| 新竹市 Hsinchu City   | 2                                | 1,580   | —   | —   | —                     | —   |
| 嘉義市 Chiayi City  | —                                | —   | —   | —   | —                     | —   |
| 福建省 Fuchien Prov.  | 3                                | 15,523  | —   | —   | —                     | —   |
| 金門縣 Kinmen C.  | 3                                | 15,523  | —   | —   | —                     | —   |
| 連江縣 Lienchiang C.  | —                                | —   | —   | —   | —                     | —   |
| 國家公園管理處 N.P.Adm.   | —                                | —   | —   | —   | —                     | —   |
| 其他內政部<br>指定特設主<br>管建築機關<br>Other<br>M.O.I.<br>Const. Orgs. | 1                                | 17,115  | —   | —   | —                     | —   |

TABLE 62. ISSUED BUILDING CONSTRUCTION LICENSE  
- BY LOCALITY AND USE (CONT.)

| 宗教、殯葬類(E類)<br>Religion, Funeral |   | 危險物品類(I類)<br>Hazard Contents |   | 其他類<br>Others |   | 農業設施<br>Agricultural facility |   |
|---------------------------------|---|------------------------------|---|---------------|---|-------------------------------|---|
| 件數<br>Cases                     | 總樓地板面積<br>(平方公尺)<br>Total Floor<br>Area (m <sup>2</sup> ) | 件數<br>Cases                  | 總樓地板面積<br>(平方公尺)<br>Total Floor<br>Area (m <sup>2</sup> ) | 件數<br>Cases   | 總樓地板面積<br>(平方公尺)<br>Total Floor<br>Area (m <sup>2</sup> ) | 件數<br>Cases                   | 總樓地板面積<br>(平方公尺)<br>Total Floor<br>Area (m <sup>2</sup> ) |
| 24                              | 37,128  | 3                            | 1,086   | 156           | 328,183   | 156                           | 328,183   |
| 2                               | 769   | —                            | —   | 1             | 442   | 1                             | 442   |
| —                               | —   | —                            | —   | —             | —   | —                             | —   |
| —                               | —   | —                            | —   | —             | —   | —                             | —   |
| 1                               | 7,275   | —                            | —   | 4             | 8,391   | 4                             | 8,391   |
| 4                               | 524   | —                            | —   | 32            | 167,073   | 32                            | 167,073   |
| 2                               | 2,014   | —                            | —   | 4             | 18,202  | 4                             | 18,202  |
| 15                              | 26,546  | 1                            | 498   | 114           | 132,732   | 114                           | 132,732   |
| 1                               | 17  | —                            | —   | 2             | 449   | 2                             | 449   |
| 1                               | 813   | —                            | —   | 6             | 936   | 6                             | 936   |
| —                               | —   | —                            | —   | 4             | 4,065   | 4                             | 4,065   |
| 2                               | 17,015  | —                            | —   | 13            | 17,243  | 13                            | 17,243  |
| 2                               | 110   | —                            | —   | 12            | 10,513  | 12                            | 10,513  |
| 3                               | 1,377   | —                            | —   | 28            | 44,724  | 28                            | 44,724  |
| 1                               | 90  | —                            | —   | 9             | 33,039  | 9                             | 33,039  |
| 2                               | 3,294   | —                            | —   | 16            | 17,535  | 16                            | 17,535  |
| —                               | —   | 1                            | 498   | 20            | 3,543   | 20                            | 3,543   |
| 2                               | 1,846   | —                            | —   | 4             | 685   | 4                             | 685   |
| —                               | —   | —                            | —   | —             | —   | —                             | —   |
| —                               | —   | —                            | —   | —             | —   | —                             | —   |
| 1                               | 1,984   | —                            | —   | —             | —   | —                             | —   |
| —                               | —   | —                            | —   | —             | —   | —                             | —   |
| —                               | —   | 2                            | 588   | —             | —   | —                             | —   |
| —                               | —   | —                            | —   | —             | —   | —                             | —   |
| —                               | —   | 2                            | 588   | —             | —   | —                             | —   |
| —                               | —   | —                            | —   | 1             | 1,343   | 1                             | 1,343   |
| —                               | —   | —                            | —   | —             | —   | —                             | —   |

表63. 核發建築物建造執照年累計—按區域別及用途別分

TABLE 63. ISSUED BUILDING CONSTRUCTION LICENSE OF THE YEAR - BY LOCALITY AND USE

| 區域別<br>Locality  | 總計<br>Grand Total  |  | 住宿類(H類)<br>Residential |              |  |
|--|--------------------|--|------------------------|--------------|--|
|  |                    |  | 住宅(H-2類)               |              |  |
|  | 總件數<br>Total Cases | 總樓地板面積<br>(平方公尺)<br>Total Floor Area (m <sup>2</sup> ) | 件數<br>Cases            | 宅數<br>Houses | 總樓地板面積<br>(平方公尺)<br>Total Floor Area (m <sup>2</sup> ) |
| 一一一年一至十月<br>Jan. - Oct., 2022                              | 19,480             | 38,306,211   | 14,422                 | 146,416      | 20,539,899   |
| 新北市 New Taipei City  | 447                | 4,422,616  | 282                    | 24,025       | 2,896,196  |
| 臺北市 Taipei City  | 280                | 4,482,965  | 189                    | 9,194        | 1,223,166  |
| 桃園市 Taoyuan City   | 1,236              | 5,102,458  | 746                    | 21,452       | 3,113,601  |
| 臺中市 Taichung City  | 2,206              | 5,864,564  | 1,652                  | 26,965       | 4,121,999  |
| 臺南市 Tainan City  | 3,033              | 4,592,611  | 2,313                  | 16,944       | 2,414,109  |
| 高雄市 Kaohsiung City   | 1,765              | 2,680,017  | 1,425                  | 14,972       | 1,920,010  |
| 臺灣省 Taiwan Prov.   | 10,258             | 9,633,618  | 7,159                  | 31,686       | 4,755,861  |
| 宜蘭縣 Yilan C.   | 1,010              | 574,851  | 536                    | 2,503        | 381,240  |
| 新竹縣 Hsinchu C.   | 554                | 1,592,139  | 385                    | 4,833        | 829,826  |
| 苗栗縣 Miaoli C.  | 717                | 888,202  | 499                    | 4,235        | 613,834  |
| 彰化縣 Changhua C.  | 1,584              | 1,586,464  | 1,144                  | 5,746        | 822,965  |
| 南投縣 Nantou C.  | 818                | 530,425  | 554                    | 1,627        | 242,160  |
| 雲林縣 Yunlin C.  | 1,488              | 1,213,076  | 1,062                  | 2,933        | 436,006  |
| 嘉義縣 Chiayi C.  | 1,134              | 1,102,813  | 874                    | 1,592        | 254,879  |
| 屏東縣 Pingtung C.  | 1,149              | 822,116  | 741                    | 2,219        | 308,545  |
| 臺東縣 Taitung C.   | 390                | 166,163  | 269                    | 534          | 88,700   |
| 花蓮縣 Hualien C.   | 451                | 339,110  | 341                    | 1,430        | 184,896  |
| 澎湖縣 Penghu C.  | 393                | 151,054  | 340                    | 556          | 92,737   |
| 基隆市 Keelung City   | 25                 | 58,213   | 19                     | 236          | 34,259   |
| 新竹市 Hsinchu City   | 189                | 405,154  | 151                    | 2,240        | 320,238  |
| 嘉義市 Chiayi City  | 356                | 203,838  | 244                    | 1,002        | 145,576  |
| 福建省 Fuchien Prov.  | 168                | 157,459  | 83                     | 593          | 92,035   |
| 金門縣 Kinmen C.  | 160                | 153,425  | 78                     | 583          | 90,317   |
| 連江縣 Lienchiang C.  | 8                  | 4,034  | 5                      | 10           | 1,718  |
| 國家公園管理處 N.P.Adm.   | 10                 | 3,715  | 4                      | 5            | 2,313  |
| 其他內政部<br>指定特設主<br>管建築機關<br>Other<br>M.O.I.<br>Const. Orgs. | 77                 | 1,366,188  | 3                      | 3            | 609  |

| Lodging                      |  | 商業類(B類)<br>Commerce |  | 工業、倉儲類<br>(C類)<br>Industry, Storage |  | 辦公、服務類(G類)<br>Business, Service |  |
|------------------------------|--|---------------------|--|-------------------------------------|--|---------------------------------|--|
| 宿舍安養(H-1)<br>Dormitory, Care |  |                     |  |                                     |  |                                 |  |
| 件數<br>Cases                  | 總樓地板面積<br>(平方公尺)<br>Total Floor Area (m <sup>2</sup> ) | 件數<br>Cases         | 總樓地板面積<br>(平方公尺)<br>Total Floor Area (m <sup>2</sup> ) | 件數<br>Cases                         | 總樓地板面積<br>(平方公尺)<br>Total Floor Area (m <sup>2</sup> ) | 件數<br>Cases                     | 總樓地板面積<br>(平方公尺)<br>Total Floor Area (m <sup>2</sup> ) |
| 65                           | 215,896  | 120                 | 896,276  | 1,719                               | 7,225,674  | 1,092                           | 4,545,758  |
| 1                            | 1,518  | 6                   | 63,104   | 85                                  | 1,010,317  | 45                              | 300,647  |
| 1                            | 14,264   | 11                  | 444,136  | 11                                  | 66,628   | 43                              | 2,626,820  |
| 4                            | 11,024   | 9                   | 19,814   | 314                                 | 1,569,736  | 73                              | 257,811  |
| 10                           | 22,908   | 21                  | 60,701   | 161                                 | 507,187  | 218                             | 510,716  |
| 3                            | 2,074  | 8                   | 94,450   | 195                                 | 600,422  | 156                             | 310,538  |
| 5                            | 15,532   | 7                   | 12,117   | 140                                 | 379,206  | 98                              | 92,422   |
| 39                           | 145,479  | 56                  | 201,479  | 749                                 | 1,773,174  | 440                             | 407,768  |
| 1                            | 321  | 6                   | 37,495   | 116                                 | 109,116  | 13                              | 10,038   |
| 2                            | 69,334   | 3                   | 14,258   | 49                                  | 349,972  | 50                              | 242,594  |
| 5                            | 33,877   | 5                   | 7,180  | 52                                  | 82,611   | 34                              | 19,012   |
| 5                            | 14,170   | 4                   | 13,117   | 135                                 | 417,637  | 64                              | 24,991   |
| 4                            | 6,069  | 2                   | 5,963  | 34                                  | 67,956   | 29                              | 14,031   |
| 4                            | 3,057  | 2                   | 3,437  | 85                                  | 343,931  | 44                              | 15,103   |
| 3                            | 1,523  | 3                   | 2,506  | 53                                  | 168,871  | 20                              | 20,979   |
| 1                            | 304  | 6                   | 30,359   | 158                                 | 98,707   | 52                              | 21,320   |
| 6                            | 4,143  | 4                   | 28,807   | 10                                  | 12,067   | 14                              | 5,173  |
| 2                            | 3,912  | 7                   | 37,313   | 27                                  | 34,445   | 9                               | 5,053  |
| 6                            | 8,769  | 2                   | 11,595   | 7                                   | 4,201  | 17                              | 6,772  |
| —                            | —  | —                   | —  | 3                                   | 17,069   | —                               | —  |
| —                            | —  | 2                   | 983  | 14                                  | 55,922   | 7                               | 1,798  |
| —                            | —  | 10                  | 8,466  | 6                                   | 10,669   | 87                              | 20,904   |
| 2                            | 3,097  | —                   | —  | 5                                   | 6,699  | 8                               | 3,443  |
| 2                            | 3,097  | —                   | —  | 5                                   | 6,699  | 8                               | 3,443  |
| —                            | —  | —                   | —  | —                                   | —  | —                               | —  |
| —                            | —  | —                   | —  | —                                   | —  | —                               | —  |
| —                            | —  | 2                   | 475  | 59                                  | 1,312,305  | 11                              | 35,593   |

資料來源：本部營建署。

Source : Construction and Planning Agency, MOI.

表63. 核發建築物建造執照年累計—按區域別及用途別分(續)

| 區域別<br>Locality  | 休閒、文教類(D類)<br>Leisure, Education |   | 衛生、福利、<br>更生類(F類)<br>Health, Welfare,<br>Regeneration |   | 公共集會類(A類)<br>Assembly |   |
|--|----------------------------------|---|---|---|-----------------------|---|
|  | 件數<br>Cases                      | 總樓地板<br>面積<br>(平方公尺)<br>Total Floor<br>Area (m <sup>2</sup> ) | 件數<br>Cases   | 總樓地板<br>面積<br>(平方公尺)<br>Total Floor<br>Area (m <sup>2</sup> ) | 件數<br>Cases           | 總樓地板<br>面積<br>(平方公尺)<br>Total Floor<br>Area (m <sup>2</sup> ) |
|  | 一一一年一至十月<br>Jan. - Oct., 2022    | 386   | 720,454   | 135   | 648,304               | 18  |
| 新北市 New Taipei City  | 12                               | 66,711  | 2   | 45,507  | —                     | —   |
| 臺北市 Taipei City  | 16                               | 86,190  | 3   | 3,400   | —                     | —   |
| 桃園市 Taoyuan City   | 35                               | 42,950  | 18  | 68,979  | 1                     | 700   |
| 臺中市 Taichung City  | 44                               | 94,159  | 29  | 350,797   | 3                     | 135,784   |
| 臺南市 Tainan City  | 28                               | 55,492  | 21  | 44,132  | —                     | —   |
| 高雄市 Kaohsiung City   | 32                               | 63,107  | 9   | 25,294  | —                     | —   |
| 臺灣省 Taiwan Prov.   | 204                              | 248,896   | 50  | 109,368   | 13                    | 11,022  |
| 宜蘭縣 Yilan C.   | 18                               | 12,373  | 4   | 7,583   | 3                     | 2,730   |
| 新竹縣 Hsinchu C.   | 23                               | 37,915  | 8   | 23,282  | 2                     | 2,249   |
| 苗栗縣 Miaoli C.  | 26                               | 27,083  | 4   | 5,764   | —                     | —   |
| 彰化縣 Changhua C.  | 22                               | 36,524  | 11  | 29,845  | —                     | —   |
| 南投縣 Nantou C.  | 8                                | 5,501   | 2   | 3,610   | 1                     | 424   |
| 雲林縣 Yunlin C.  | 16                               | 10,578  | 6   | 5,529   | 1                     | 56  |
| 嘉義縣 Chiayi C.  | 14                               | 31,185  | 1   | 110   | —                     | —   |
| 屏東縣 Pingtung C.  | 19                               | 22,999  | 2   | 3,540   | 1                     | 1,420   |
| 臺東縣 Taitung C.   | 8                                | 4,086   | 2   | 3,175   | 3                     | 1,402   |
| 花蓮縣 Hualien C.   | 19                               | 13,590  | 3   | 4,744   | —                     | —   |
| 澎湖縣 Penghu C.  | 12                               | 8,291   | 3   | 14,730  | 2                     | 2,741   |
| 基隆市 Keelung City   | 3                                | 6,885   | —   | —   | —                     | —   |
| 新竹市 Hsinchu City   | 11                               | 17,247  | 2   | 5,606   | —                     | —   |
| 嘉義市 Chiayi City  | 5                                | 14,639  | 2   | 1,850   | —                     | —   |
| 福建省 Fuchien Prov.  | 14                               | 45,834  | 2   | 768   | 1                     | 1,728   |
| 金門縣 Kinmen C.  | 14                               | 45,834  | 2   | 768   | —                     | —   |
| 連江縣 Lienchiang C.  | —                                | —   | —   | —   | 1                     | 1,728   |
| 國家公園管理處 N.P.Adm.   | —                                | —   | 1   | 59  | —                     | —   |
| 其他內政部<br>指定特設主<br>管建築機關<br>Other<br>M.O.I.<br>Const. Orgs. | 1                                | 17,115  | —   | —   | —                     | —   |

TABLE 63. ISSUED BUILDING CONSTRUCTION LICENSE OF THE YEAR  
- BY LOCALITY AND USE (CONT.)

| 宗教、殯葬類(E類)<br>Religion, Funeral |   | 危險物品類(I類)<br>Hazard Contents |   | 其他類<br>Others |   | 農業設施<br>Agricultural facility |   |
|---------------------------------|---|------------------------------|---|---------------|---|-------------------------------|---|
| 件數<br>Cases                     | 總樓地板面積<br>(平方公尺)<br>Total Floor<br>Area (m <sup>2</sup> ) | 件數<br>Cases                  | 總樓地板面積<br>(平方公尺)<br>Total Floor<br>Area (m <sup>2</sup> ) | 件數<br>Cases   | 總樓地板面積<br>(平方公尺)<br>Total Floor<br>Area (m <sup>2</sup> ) | 件數<br>Cases                   | 總樓地板面積<br>(平方公尺)<br>Total Floor<br>Area (m <sup>2</sup> ) |
| 119                             | 223,270   | 33                           | 37,063  | 1,371         | 3,104,383   | 1,371                         | 3,104,383   |
| 5                               | 18,476  | 4                            | 1,296   | 5             | 18,844  | 5                             | 18,844  |
| 1                               | 12,424  | 1                            | 1,403   | 3             | 4,534   | 3                             | 4,534   |
| 3                               | 506   | 6                            | 7,281   | 10            | 10,056  | 10                            | 10,056  |
| 6                               | 9,974   | 4                            | 821   | 38            | 49,518  | 38                            | 49,518  |
| 15                              | 4,587   | 6                            | 12,612  | 276           | 1,054,195   | 276                           | 1,054,195   |
| 11                              | 8,598   | 3                            | 8,719   | 33            | 155,012   | 33                            | 155,012   |
| 77                              | 168,641   | 6                            | 4,252   | 1,000         | 1,807,678   | 1,000                         | 1,807,678   |
| 5                               | 8,692   | —                            | —   | 46            | 5,263   | 46                            | 5,263   |
| 5                               | 9,886   | —                            | —   | 25            | 12,823  | 25                            | 12,823  |
| 10                              | 60,916  | 2                            | 788   | 57            | 37,137  | 57                            | 37,137  |
| 13                              | 30,221  | 1                            | 1,958   | 137           | 195,036   | 137                           | 195,036   |
| 6                               | 21,203  | —                            | —   | 153           | 163,508   | 153                           | 163,508   |
| 9                               | 9,718   | —                            | —   | 227           | 385,661   | 227                           | 385,661   |
| 4                               | 14,105  | —                            | —   | 130           | 608,655   | 130                           | 608,655   |
| 12                              | 5,771   | 2                            | 1,008   | 138           | 328,143   | 138                           | 328,143   |
| 2                               | 643   | 1                            | 498   | 54            | 17,469  | 54                            | 17,469  |
| 7                               | 4,901   | —                            | —   | 29            | 50,256  | 29                            | 50,256  |
| 3                               | 601   | —                            | —   | 1             | 617   | 1                             | 617   |
| —                               | —   | —                            | —   | —             | —   | —                             | —   |
| 1                               | 1,984   | —                            | —   | 1             | 1,376   | 1                             | 1,376   |
| —                               | —   | —                            | —   | 2             | 1,734   | 2                             | 1,734   |
| 1                               | 64  | 2                            | 588   | 5             | 3,203   | 5                             | 3,203   |
| 1                               | 64  | —                            | —   | 5             | 3,203   | 5                             | 3,203   |
| —                               | —   | 2                            | 588   | —             | —   | —                             | —   |
| —                               | —   | —                            | —   | 1             | 1,343   | 1                             | 1,343   |
| —                               | —   | 1                            | 91  | —             | —   | —                             | —   |



表64. 核發建築物建造執照－按月別及構造別分

TABLE 64. ISSUED BUILDING CONSTRUCTION LICENSE - BY MONTH AND MATERIAL

| 年 (月) 別<br>Year (Month)          | 總計<br>Grand Total                                      |   | 鋼骨鋼筋混凝土構造<br>Steel Frame & Reinforced Concrete         |   | 混凝土構造<br>(含鋼筋混凝土構造)<br>Reinforced Concrete             |   |
|----------------------------------|--|---|--|---|--|---|
|                                  | 總樓地板面積<br>(平方公尺)<br>Total Floor Area (m <sup>2</sup> ) | 工程造價<br>(千元)<br>Construction Cost (NT\$1,000) | 總樓地板面積<br>(平方公尺)<br>Total Floor Area (m <sup>2</sup> ) | 工程造價<br>(千元)<br>Construction Cost (NT\$1,000) | 總樓地板面積<br>(平方公尺)<br>Total Floor Area (m <sup>2</sup> ) | 工程造價<br>(千元)<br>Construction Cost (NT\$1,000) |
| 一〇二年 2013                        | 39,760,495   | 350,522,002                                   | 2,775,489  | 26,812,948                                    | 30,966,264   | 277,361,909                                   |
| 一〇三年 2014                        | 38,634,904   | 325,742,689                                   | 2,550,741  | 23,307,215                                    | 29,634,569   | 255,263,612                                   |
| 一〇四年 2015                        | 32,595,657   | 275,098,031                                   | 2,895,768  | 25,939,291                                    | 24,028,319   | 212,045,602                                   |
| 一〇五年 2016                        | 26,235,287   | 222,232,641                                   | 1,924,366  | 16,020,479                                    | 18,343,225   | 158,519,094                                   |
| 一〇六年 2017                        | 29,883,925   | 261,866,232                                   | 2,059,433  | 17,907,245                                    | 20,844,685   | 183,410,904                                   |
| 一〇七年 2018                        | 33,984,220   | 295,232,791                                   | 2,752,180  | 28,791,295                                    | 23,603,523   | 205,209,949                                   |
| 一〇八年 2019                        | 36,927,792   | 335,555,121                                   | 3,155,462  | 29,673,596                                    | 26,927,425   | 245,453,312                                   |
| 一〇九年 2020                        | 41,521,034   | 372,475,771                                   | 2,825,386  | 26,652,701                                    | 30,503,662   | 280,214,966                                   |
| 一一〇年 2021                        | 43,425,428   | 404,210,312                                   | 3,810,329  | 41,173,187                                    | 30,554,554   | 283,250,272                                   |
| 十月 Oct.                          | 3,222,732  | 30,218,287                                    | 323,551  | 2,326,833                                     | 2,310,056  | 22,603,852                                    |
| 十一月 Nov.                         | 3,690,577  | 33,883,447                                    | 424,525  | 5,414,454                                     | 2,665,789  | 24,790,638                                    |
| 十二月 Dec.                         | 5,300,228  | 55,821,617                                    | 436,400  | 4,044,301                                     | 3,671,417  | 35,961,163                                    |
| <b>一一一年 2022</b>                 | <b>38,306,211</b>                                      | <b>389,917,737</b>                            | <b>2,698,493</b>                                       | <b>29,257,998</b>                             | <b>25,913,893</b>                                      | <b>250,138,414</b>                            |
| 一月 Jan.                          | 4,185,539  | 38,866,754                                    | 545,101  | 6,752,465                                     | 2,857,803  | 25,373,404                                    |
| 二月 Feb.                          | 2,539,511  | 24,339,521                                    | 259,672  | 2,124,102                                     | 1,711,432  | 16,954,697                                    |
| 三月 Mar.                          | 3,991,640  | 38,426,451                                    | 207,663  | 2,248,823                                     | 2,404,970  | 22,217,031                                    |
| 四月 Apr.                          | 2,886,896  | 26,454,404                                    | 130,237  | 1,332,621                                     | 2,202,457  | 21,049,953                                    |
| 五月 May                           | 4,128,057  | 38,685,826                                    | 343,444  | 3,219,161                                     | 3,026,107  | 28,721,206                                    |
| 六月 June                          | 4,128,117  | 41,292,027                                    | 295,157  | 2,622,820                                     | 2,784,532  | 28,010,254                                    |
| 七月 July                          | 3,669,597  | 33,436,446                                    | 136,891  | 1,000,696                                     | 2,787,909  | 26,121,405                                    |
| 八月 Aug.                          | 4,334,919  | 46,420,645                                    | 263,975  | 3,387,904                                     | 2,711,940  | 26,688,639                                    |
| 九月 Sept.                         | 3,816,173  | 39,328,361                                    | 262,012  | 2,828,339                                     | 2,917,915  | 30,832,925                                    |
| 十月 Oct.                          | 4,625,762  | 62,667,302                                    | 254,341  | 3,741,067                                     | 2,508,828  | 24,168,900                                    |
| 較上月增減(%)<br>VS. with Last Month  | 21.21  | 59.34   | -2.93  | 32.27   | -14.02   | -21.61  |
| 較上年同月增減(%)<br>VS. with Last Year | 43.54  | 107.38  | -21.39   | 60.78   | 8.60   | 6.92  |

資料來源：本部營建署。

| 鋼構造(94年以前為<br>鋼架構造) Steel                              |   | 磚構造<br>Brick   |   | 木構造<br>Wooden  |   | 其他<br>Others   |   |
|--|---|--|---|--|---|--|---|
| 總樓地板面積<br>(平方公尺)<br>Total Floor Area (m <sup>2</sup> ) | 工程造價<br>(千元)<br>Construction Cost (NT\$1,000) | 總樓地板面積<br>(平方公尺)<br>Total Floor Area (m <sup>2</sup> ) | 工程造價<br>(千元)<br>Construction Cost (NT\$1,000) | 總樓地板面積<br>(平方公尺)<br>Total Floor Area (m <sup>2</sup> ) | 工程造價<br>(千元)<br>Construction Cost (NT\$1,000) | 總樓地板面積<br>(平方公尺)<br>Total Floor Area (m <sup>2</sup> ) | 工程造價<br>(千元)<br>Construction Cost (NT\$1,000) |
| 5,762,295  | 45,447,467                                    | 148,474  | 493,347                                       | 51,226   | 169,741                                       | 56,747   | 236,590                                       |
| 6,185,070  | 46,177,860                                    | 105,705  | 361,903                                       | 39,184   | 119,729                                       | 119,635  | 512,370                                       |
| 5,400,453  | 36,060,246                                    | 93,118   | 307,682                                       | 35,364   | 107,706                                       | 142,635  | 637,504                                       |
| 5,641,798  | 46,458,698                                    | 98,813   | 298,336                                       | 52,648   | 165,459                                       | 174,437  | 770,575                                       |
| 6,432,371  | 58,362,476                                    | 112,061  | 364,452                                       | 70,506   | 222,572                                       | 364,869  | 1,598,583                                     |
| 7,271,089  | 59,977,108                                    | 241,789  | 890,427                                       | 56,669   | 175,160                                       | 58,970   | 188,852                                       |
| 6,628,657  | 59,670,915                                    | 160,719  | 532,985                                       | 26,529   | 90,476  | 29,000   | 133,837                                       |
| 7,917,758  | 64,731,607                                    | 238,170  | 763,525                                       | 34,856   | 107,300                                       | 1,202  | 5,672   |
| 8,754,566  | 78,686,038                                    | 254,498  | 906,855                                       | 47,867   | 166,407                                       | 3,614  | 27,553  |
| 569,823  | 5,218,851                                     | 16,342   | 52,944  | 2,960  | 15,807  | -  | -   |
| 568,855  | 3,572,468                                     | 28,949   | 96,408  | 2,391  | 9,000   | 68   | 479   |
| 1,138,728  | 15,593,541                                    | 46,168   | 191,145                                       | 5,395  | 15,824  | 2,120  | 15,643  |
| <b>9,275,001</b>                                       | <b>108,922,804</b>                            | <b>175,179</b>   | <b>641,113</b>                                | <b>46,881</b>  | <b>165,197</b>                                | <b>196,764</b>   | <b>792,211</b>                                |
| 742,401  | 6,582,846                                     | 26,504   | 93,927  | 13,730   | 64,112  | -  | -   |
| 560,952  | 5,237,153                                     | 7,455  | 23,569  | -  | -   | -  | -   |
| 1,355,385  | 13,886,172                                    | 21,568   | 66,901  | 1,860  | 6,092   | 194  | 1,432   |
| 531,961  | 4,002,533                                     | 20,768   | 64,661  | 1,473  | 4,636   | -  | -   |
| 734,896  | 6,654,730                                     | 16,326   | 68,722  | 7,090  | 20,575  | 194  | 1,432   |
| 1,015,561  | 10,545,970                                    | 22,376   | 80,615  | 10,491   | 32,368  | -  | -   |
| 718,238  | 6,203,634                                     | 22,957   | 97,973  | 3,261  | 10,302  | 341  | 2,436   |
| 1,270,505  | 15,996,891                                    | 23,927   | 97,916  | 8,023  | 22,463  | 56,549   | 226,832                                       |
| 549,250  | 5,324,313                                     | 8,221  | 25,926  | 851  | 4,334   | 77,924   | 312,524                                       |
| 1,795,852  | 34,488,562                                    | 5,077  | 20,903  | 102  | 315   | 61,562   | 247,555                                       |
| 226.96   | 547.76  | -38.24   | -19.37  | -88.01   | -92.73  | -21.00   | -20.79  |
| 215.16   | 560.85  | -68.93   | -60.52  | -96.55   | -98.01  | --   | --  |

Source : Construction and Planning Agency, MOI.

表65. 核發建築物建造執照－按區域別及構造別分

TABLE 65. ISSUED BUILDING CONSTRUCTION LICENSE - BY LOCALITY AND MATERIAL

| 區域別<br>Locality  | 總計<br>Grand Total                                      |   | 鋼骨鋼筋混凝土構造<br>Steel Frame & Reinforced Concrete         |   | 混凝土構造<br>(含鋼筋混凝土構造)<br>Reinforced Concrete             |   |
|--|--|---|--|---|--|---|
|  | 總樓地板面積<br>(平方公尺)<br>Total Floor Area (m <sup>2</sup> ) | 工程造價<br>(千元)<br>Construction Cost (NT\$1,000) | 總樓地板面積<br>(平方公尺)<br>Total Floor Area (m <sup>2</sup> ) | 工程造價<br>(千元)<br>Construction Cost (NT\$1,000) | 總樓地板面積<br>(平方公尺)<br>Total Floor Area (m <sup>2</sup> ) | 工程造價<br>(千元)<br>Construction Cost (NT\$1,000) |
| 一〇一一年十月<br>Oct., 2022                                      | 4,625,762  | 62,667,302                                    | 254,341  | 3,741,067                                     | 2,508,828  | 24,168,900                                    |
| 新北市 New Taipei City  | 392,084  | 5,216,524                                     | 606  | 4,066   | 354,119  | 4,523,822                                     |
| 臺北市 Taipei City  | 1,495,369  | 34,731,597                                    | 188,905  | 3,341,001                                     | 67,136   | 890,493                                       |
| 桃園市 Taoyuan City   | 480,134  | 5,545,024                                     | —  | —   | 401,317  | 4,729,792                                     |
| 臺中市 Taichung City  | 508,201  | 5,372,752                                     | 2,541  | 17,817  | 452,865  | 4,987,142                                     |
| 臺南市 Tainan City  | 583,155  | 4,222,111                                     | 281  | 1,572   | 397,600  | 3,296,970                                     |
| 高雄市 Kaohsiung City   | 230,755  | 1,765,897                                     | 2,689  | 16,572  | 186,708  | 1,496,803                                     |
| 臺灣省 Taiwan Prov.   | 869,821  | 5,480,492                                     | 40,770   | 236,392                                       | 620,112  | 4,131,366                                     |
| 宜蘭縣 Yilan C.   | 49,229   | 300,115                                       | —  | —   | 41,710   | 256,414                                       |
| 新竹縣 Hsinchu C.   | 123,177  | 733,827                                       | —  | —   | 93,101   | 583,449                                       |
| 苗栗縣 Miaoli C.  | 82,960   | 596,033                                       | —  | —   | 77,246   | 568,693                                       |
| 彰化縣 Changhua C.  | 199,049  | 1,312,325                                     | 37,219   | 217,776                                       | 160,589  | 1,089,900                                     |
| 南投縣 Nantou C.  | 37,066   | 240,180                                       | —  | —   | 20,626   | 151,695                                       |
| 雲林縣 Yunlin C.  | 95,204   | 533,029                                       | 495  | 2,846   | 39,906   | 229,494                                       |
| 嘉義縣 Chiayi C.  | 67,751   | 374,835                                       | 174  | 984   | 20,948   | 114,641                                       |
| 屏東縣 Pingtung C.  | 74,505   | 395,593                                       | —  | —   | 40,873   | 223,938                                       |
| 臺東縣 Taitung C.   | 16,852   | 90,562  | 486  | 2,428   | 15,111   | 82,080  |
| 花蓮縣 Hualien C.   | 16,567   | 91,407  | —  | —   | 9,872  | 57,357  |
| 澎湖縣 Penghu C.  | 22,343   | 111,545                                       | 1,780  | 8,896   | 20,501   | 102,431                                       |
| 基隆市 Keelung City   | 14,805   | 157,973                                       | —  | —   | 14,805   | 157,973                                       |
| 新竹市 Hsinchu City   | 26,133   | 146,892                                       | —  | —   | 24,220   | 136,943                                       |
| 嘉義市 Chiayi City  | 44,180   | 396,176                                       | 616  | 3,462   | 40,604   | 376,358                                       |
| 福建省 Fuchien Prov.  | 27,285   | 103,991                                       | —  | —   | 27,110   | 103,193                                       |
| 金門縣 Kinmen C.  | 26,365   | 99,841  | —  | —   | 26,190   | 99,043  |
| 連江縣 Lienchiang C.  | 920  | 4,150   | —  | —   | 920  | 4,150   |
| 國家公園管理處 N.P.Adm.   | 1,343  | 5,101   | 1,343  | 5,101   | —  | —   |
| 其他內政部<br>指定特設主<br>管建築機關<br>Other<br>M.O.I.<br>Const. Orgs. | 37,615   | 223,813                                       | 17,206   | 118,546                                       | 1,861  | 9,319   |

| 鋼構造<br>Steel   |   | 磚構造<br>Brick   |   | 木構造<br>Wooden  |   | 其他<br>Others   |   |
|--|---|--|---|--|---|--|---|
| 總樓地板面積<br>(平方公尺)<br>Total Floor Area (m <sup>2</sup> ) | 工程造價<br>(千元)<br>Construction Cost (NT\$1,000) | 總樓地板面積<br>(平方公尺)<br>Total Floor Area (m <sup>2</sup> ) | 工程造價<br>(千元)<br>Construction Cost (NT\$1,000) | 總樓地板面積<br>(平方公尺)<br>Total Floor Area (m <sup>2</sup> ) | 工程造價<br>(千元)<br>Construction Cost (NT\$1,000) | 總樓地板面積<br>(平方公尺)<br>Total Floor Area (m <sup>2</sup> ) | 工程造價<br>(千元)<br>Construction Cost (NT\$1,000) |
| 1,795,852  | 34,488,562                                    | 5,077  | 20,903  | 102  | 315   | 61,562   | 247,555                                       |
| 37,359   | 688,636                                       | —  | —   | —  | —   | —  | —   |
| 1,239,328  | 30,500,103                                    | —  | —   | —  | —   | —  | —   |
| 78,817   | 815,232                                       | —  | —   | —  | —   | —  | —   |
| 52,795   | 367,793                                       | —  | —   | —  | —   | —  | —   |
| 121,743  | 668,917                                       | 1,867  | 6,782   | 102  | 315   | 61,562   | 247,555                                       |
| 41,358   | 252,522                                       | —  | —   | —  | —   | —  | —   |
| 206,285  | 1,102,105                                     | 2,654  | 10,629  | —  | —   | —  | —   |
| 7,519  | 43,701  | —  | —   | —  | —   | —  | —   |
| 30,076   | 150,378                                       | —  | —   | —  | —   | —  | —   |
| 5,470  | 26,375  | 244  | 965   | —  | —   | —  | —   |
| 1,241  | 4,649   | —  | —   | —  | —   | —  | —   |
| 16,440   | 88,485  | —  | —   | —  | —   | —  | —   |
| 53,976   | 296,312                                       | 827  | 4,377   | —  | —   | —  | —   |
| 46,529   | 258,648                                       | 100  | 562   | —  | —   | —  | —   |
| 32,247   | 167,314                                       | 1,385  | 4,341   | —  | —   | —  | —   |
| 1,157  | 5,670   | 98   | 384   | —  | —   | —  | —   |
| 6,695  | 34,050  | —  | —   | —  | —   | —  | —   |
| 62   | 218   | —  | —   | —  | —   | —  | —   |
| —  | —   | —  | —   | —  | —   | —  | —   |
| 1,913  | 9,949   | —  | —   | —  | —   | —  | —   |
| 2,960  | 16,356  | —  | —   | —  | —   | —  | —   |
| 175  | 798   | —  | —   | —  | —   | —  | —   |
| 175  | 798   | —  | —   | —  | —   | —  | —   |
| —  | —   | —  | —   | —  | —   | —  | —   |
| 17,992   | 92,456  | 556  | 3,492   | —  | —   | —  | —   |

資料來源：本部營建署。

Source : Construction and Planning Agency, MOI.

表66. 核發建築物拆除執照－按月別及用途別分

TABLE 66. ISSUED BUILDING DEMOLITION LICENSE  
- BY MONTH AND USE

| 年 (月) 別<br>Year (Month)          | 總計 Grand Total |              |  | 件數<br>Cases  |
|----------------------------------|----------------|--------------|--|--------------|
|                                  | 件數<br>Cases    | 宅數<br>Houses | 總樓地板面積<br>(平方公尺)<br>Total Floor Area (m <sup>2</sup> ) |              |
| 一〇二年 2013                        | 2,882          | 5,669        | 2,424,531  | 1,448        |
| 一〇三年 2014                        | 2,668          | 5,436        | 2,071,815  | 1,401        |
| 一〇四年 2015                        | 2,392          | 4,936        | 1,770,692  | 1,193        |
| 一〇五年 2016                        | 2,379          | 4,380        | 1,843,675  | 1,137        |
| 一〇六年 2017                        | 2,403          | 4,333        | 2,035,457  | 1,161        |
| 一〇七年 2018                        | 2,496          | 5,574        | 2,157,915  | 1,271        |
| 一〇八年 2019                        | 2,550          | 5,630        | 2,227,726  | 1,263        |
| 一〇九年 2020                        | 2,765          | 6,157        | 2,520,130  | 1,429        |
| 一一〇年 2021                        | 2,793          | 6,078        | 2,580,016  | 1,447        |
| 十月 Oct.                          | 232            | 376          | 210,118  | 122          |
| 十一月 Nov.                         | 222            | 506          | 237,498  | 107          |
| 十二月 Dec.                         | 266            | 396          | 213,283  | 116          |
| <b>一一一年 2022</b>                 | <b>2,082</b>   | <b>4,753</b> | <b>1,800,878</b>                                       | <b>1,030</b> |
| 一月 Jan.                          | 271            | 764          | 181,913  | 156          |
| 二月 Feb.                          | 120            | 205          | 114,367  | 57           |
| 三月 Mar.                          | 247            | 844          | 214,977  | 122          |
| 四月 Apr.                          | 202            | 534          | 199,047  | 93           |
| 五月 May                           | 209            | 517          | 207,234  | 93           |
| 六月 June                          | 229            | 447          | 278,434  | 109          |
| 七月 July                          | 214            | 356          | 177,498  | 90           |
| 八月 Aug.                          | 204            | 316          | 157,715  | 108          |
| 九月 Sept.                         | 169            | 349          | 150,729  | 96           |
| 十月 Oct.                          | 217            | 421          | 118,964  | 106          |
| 較上月增減(%)<br>VS. with Last Month  | 28.40          | 20.63        | -21.07   | 10.42        |
| 較上年同月增減(%)<br>VS. with Last Year | -6.47          | 11.97        | -43.38   | -13.11       |

| 住宅 Housing   |  | 其他 Others    |              |  |
|--------------|--|--------------|--------------|--|
| 宅數<br>Houses | 總樓地板面積<br>(平方公尺)<br>Total Floor Area (m <sup>2</sup> ) | 件數<br>Cases  | 宅數<br>Houses | 總樓地板面積<br>(平方公尺)<br>Total Floor Area (m <sup>2</sup> ) |
| 3,731        | 565,135  | 1,434        | 1,938        | 1,859,396  |
| 3,792        | 553,996  | 1,267        | 1,644        | 1,517,819  |
| 3,402        | 434,273  | 1,199        | 1,534        | 1,336,419  |
| 2,232        | 337,735  | 1,242        | 2,148        | 1,505,940  |
| 2,821        | 400,317  | 1,242        | 1,512        | 1,635,140  |
| 3,961        | 461,921  | 1,225        | 1,613        | 1,695,994  |
| 3,765        | 536,108  | 1,287        | 1,865        | 1,691,618  |
| 4,193        | 634,219  | 1,336        | 1,964        | 1,885,911  |
| 4,148        | 636,397  | 1,346        | 1,930        | 1,943,619  |
| 255          | 39,992   | 110          | 121          | 170,126  |
| 327          | 53,505   | 115          | 179          | 183,993  |
| 221          | 36,414   | 150          | 175          | 176,869  |
| <b>3,347</b> | <b>497,137</b>   | <b>1,052</b> | <b>1,406</b> | <b>1,303,741</b>                                       |
| 619          | 97,008   | 115          | 145          | 84,905   |
| 122          | 21,701   | 63           | 83           | 92,666   |
| 667          | 92,496   | 125          | 177          | 122,481  |
| 391          | 59,304   | 109          | 143          | 139,743  |
| 353          | 43,928   | 116          | 164          | 163,306  |
| 254          | 46,328   | 120          | 193          | 232,106  |
| 214          | 30,419   | 124          | 142          | 147,079  |
| 221          | 34,306   | 96           | 95           | 123,409  |
| 245          | 29,912   | 73           | 104          | 120,817  |
| 261          | 41,735   | 111          | 160          | 77,229   |
| 6.53         | 39.53  | 52.05        | 53.85        | -36.08   |
| 2.35         | 4.36   | 0.91         | 32.23        | -54.60   |

資料來源：本部營建署。

Source : Construction and Planning Agency, MOI.

表67. 核發建築物拆除執照－按區域別及用途別分

| 區域別<br>Locality  | 總計 Grand Total |              |  | 件數<br>Cases |
|--|----------------|--------------|--|-------------|
|  | 件數<br>Cases    | 宅數<br>Houses | 總樓地板面積<br>(平方公尺)<br>Total Floor Area (m <sup>2</sup> ) |             |
| 一一年十月<br>Oct., 2022  | 217            | 421          | 118,964  | 106         |
| 新北市 New Taipei City  | 13             | 39           | 15,979   | 7           |
| 臺北市 Taipei City  | 14             | 95           | 17,563   | 10          |
| 桃園市 Taoyuan City   | 5              | 4            | 1,699  | 2           |
| 臺中市 Taichung City  | 43             | 54           | 11,789   | 28          |
| 臺南市 Tainan City  | 34             | 43           | 20,443   | 11          |
| 高雄市 Kaohsiung City   | 23             | 34           | 9,881  | 10          |
| 臺灣省 Taiwan Prov.   | 82             | 149          | 40,889   | 38          |
| 宜蘭縣 Yilan C.   | 2              | 2            | 338  | 1           |
| 新竹縣 Hsinchu C.   | 10             | 14           | 4,873  | 4           |
| 苗栗縣 Miaoli C.  | 5              | 13           | 2,422  | 5           |
| 彰化縣 Changhua C.  | 17             | 20           | 8,915  | 6           |
| 南投縣 Nantou C.  | 8              | 8            | 3,685  | 2           |
| 雲林縣 Yunlin C.  | 4              | 4            | 6,274  | —           |
| 嘉義縣 Chiayi C.  | 1              | 1            | 428  | —           |
| 屏東縣 Pingtung C.  | 13             | 13           | 2,960  | 6           |
| 臺東縣 Taitung C.   | —              | —            | —  | —           |
| 花蓮縣 Hualien C.   | 5              | 42           | 2,645  | 2           |
| 澎湖縣 Penghu C.  | 2              | 2            | 306  | —           |
| 基隆市 Keelung City   | 2              | 2            | 501  | 1           |
| 新竹市 Hsinchu City   | 11             | 24           | 7,149  | 10          |
| 嘉義市 Chiayi City  | 2              | 4            | 393  | 1           |
| 福建省 Fuchien Prov.  | —              | —            | —  | —           |
| 金門縣 Kinmen C.  | —              | —            | —  | —           |
| 連江縣 Lienchiang C.  | —              | —            | —  | —           |
| 國家公園管理處 N.P.Adm.   | —              | —            | —  | —           |
| 其他內政部<br>指定特設主<br>管建築機關<br>Other<br>M.O.I.<br>Const. Orgs. | 3              | 3            | 721  | —           |

資料來源：本部營建署。

TABLE 67. ISSUED BUILDING DEMOLITION LICENSE  
- BY LOCALITY AND USE

| 住宅 Housing   |  | 其他 Others   |              |  |
|--------------|--|-------------|--------------|--|
| 宅數<br>Houses | 總樓地板面積<br>(平方公尺)<br>Total Floor Area (m <sup>2</sup> ) | 件數<br>Cases | 宅數<br>Houses | 總樓地板面積<br>(平方公尺)<br>Total Floor Area (m <sup>2</sup> ) |
| 261          | 41,735   | 111         | 160          | 77,229   |
| 33           | 2,738  | 6           | 6            | 13,241   |
| 91           | 11,840   | 4           | 4            | 5,723  |
| 2            | 418  | 3           | 2            | 1,281  |
| 36           | 4,535  | 15          | 18           | 7,254  |
| 12           | 5,675  | 23          | 31           | 14,768   |
| 17           | 3,717  | 13          | 17           | 6,164  |
| 70           | 12,812   | 44          | 79           | 28,077   |
| 1            | 126  | 1           | 1            | 212  |
| 6            | 1,622  | 6           | 8            | 3,251  |
| 13           | 2,422  | —           | —            | —  |
| 12           | 1,736  | 11          | 8            | 7,179  |
| 2            | 196  | 6           | 6            | 3,489  |
| —            | —  | 4           | 4            | 6,274  |
| —            | —  | 1           | 1            | 428  |
| 6            | 717  | 7           | 7            | 2,243  |
| —            | —  | —           | —            | —  |
| 4            | 399  | 3           | 38           | 2,246  |
| —            | —  | 2           | 2            | 306  |
| 1            | 285  | 1           | 1            | 216  |
| 23           | 5,083  | 1           | 1            | 2,066  |
| 2            | 226  | 1           | 2            | 167  |
| —            | —  | —           | —            | —  |
| —            | —  | —           | —            | —  |
| —            | —  | —           | —            | —  |
| —            | —  | —           | —            | —  |
| —            | —  | 3           | 3            | 721  |

Source : Construction and Planning Agency, MOI.

表68. 核發建築物使用執照—按月別及用途別分

TABLE 68. ISSUED BUILDING USAGE LICENSE - BY MONTH AND USE

| 年 (月) 別<br>Year (Month)          | 總計<br>Grand Total  |  | 住宿類(H類)<br>Residential  |               |  |
|----------------------------------|--------------------|--|-------------------------|---------------|--|
|                                  |                    |  | 住宅(H-2類)<br>Residential |               |  |
|                                  | 總件數<br>Total Cases | 總樓地板面積<br>(平方公尺)<br>Total Floor Area (m <sup>2</sup> ) | 件數<br>Cases             | 宅數<br>Houses  | 總樓地板面積<br>(平方公尺)<br>Total Floor Area (m <sup>2</sup> ) |
| 一〇二年 2013                        | 28,014             | 28,771,809   | 22,372                  | 86,438        | 16,887,729   |
| 一〇三年 2014                        | 28,806             | 31,718,120   | 23,032                  | 91,883        | 18,109,432   |
| 一〇四年 2015                        | 28,837             | 32,868,462   | 23,217                  | 99,421        | 18,981,866   |
| 一〇五年 2016                        | 23,552             | 29,988,350   | 18,315                  | 97,620        | 17,646,434   |
| 一〇六年 2017                        | 22,506             | 28,818,031   | 17,349                  | 88,636        | 15,462,618   |
| 一〇七年 2018                        | 22,860             | 28,366,008   | 17,550                  | 98,953        | 16,451,813   |
| 一〇八年 2019                        | 22,026             | 26,488,606   | 17,019                  | 92,284        | 14,786,505   |
| 一〇九年 2020                        | 22,370             | 28,247,176   | 17,443                  | 98,260        | 15,465,693   |
| 一一〇年 2021                        | 22,486             | 28,022,718   | 17,587                  | 104,872       | 15,620,275   |
| 十月 Oct.                          | 1,790              | 2,478,934  | 1,382                   | 11,346        | 1,619,496  |
| 十一月 Nov.                         | 1,876              | 2,465,151  | 1,480                   | 10,294        | 1,524,031  |
| 十二月 Dec.                         | 2,224              | 2,576,731  | 1,756                   | 9,397         | 1,394,269  |
| <b>一一一年 2022</b>                 | <b>17,341</b>      | <b>23,101,237</b>                                      | <b>13,354</b>           | <b>92,367</b> | <b>13,604,940</b>                                      |
| 一月 Jan.                          | 2,237              | 2,733,284  | 1,743                   | 11,278        | 1,644,688  |
| 二月 Feb.                          | 1,010              | 1,163,439  | 770                     | 4,919         | 678,240  |
| 三月 Mar.                          | 1,869              | 2,532,385  | 1,441                   | 10,665        | 1,607,575  |
| 四月 Apr.                          | 1,540              | 2,394,036  | 1,126                   | 8,237         | 1,226,803  |
| 五月 May                           | 1,669              | 1,955,039  | 1,299                   | 7,482         | 1,176,244  |
| 六月 June                          | 1,733              | 2,331,833  | 1,352                   | 8,848         | 1,290,706  |
| 七月 July                          | 1,699              | 2,176,602  | 1,294                   | 8,487         | 1,338,654  |
| 八月 Aug.                          | 1,951              | 2,669,820  | 1,506                   | 9,893         | 1,415,652  |
| 九月 Sept.                         | 1,752              | 2,554,028  | 1,359                   | 10,214        | 1,480,823  |
| 十月 Oct.                          | 1,881              | 2,590,771  | 1,464                   | 12,344        | 1,745,555  |
| 較上月增減(%)<br>VS. with Last Month  | 7.36               | 1.44   | 7.73                    | 20.85         | 17.88  |
| 較上年同月增減(%)<br>VS. with Last Year | 5.08               | 4.51   | 5.93                    | 8.80          | 7.78   |

資料來源：本部營建署。

說明：1. 用途別依「建築物使用類組及變更使用辦法」分類。  
2. 表列數字包括內政部指定特設主管建築機關資料。

| Lodging                      |  | 商業類(B類)<br>Commerce |  | 工業、倉儲類<br>(C類)<br>Industry, Storage |  | 辦公、服務類(G類)<br>Business, Service |  |
|------------------------------|--|---------------------|--|-------------------------------------|--|---------------------------------|--|
| 宿舍安養(H-1)<br>Dormitory, Care |  |                     |  |                                     |  |                                 |  |
| 件數<br>Cases                  | 總樓地板面積<br>(平方公尺)<br>Total Floor Area (m <sup>2</sup> ) | 件數<br>Cases         | 總樓地板面積<br>(平方公尺)<br>Total Floor Area (m <sup>2</sup> ) | 件數<br>Cases                         | 總樓地板面積<br>(平方公尺)<br>Total Floor Area (m <sup>2</sup> ) | 件數<br>Cases                     | 總樓地板面積<br>(平方公尺)<br>Total Floor Area (m <sup>2</sup> ) |
| 66                           | 188,158  | 136                 | 627,985  | 1,760                               | 5,086,044  | 1,099                           | 1,946,248  |
| 81                           | 133,473  | 141                 | 1,453,133  | 1,742                               | 5,259,698  | 1,087                           | 1,922,403  |
| 65                           | 270,003  | 133                 | 1,231,442  | 1,711                               | 5,603,725  | 916                             | 2,260,022  |
| 57                           | 236,495  | 144                 | 1,109,810  | 1,572                               | 5,689,664  | 942                             | 1,412,637  |
| 52                           | 157,243  | 138                 | 976,141  | 1,662                               | 6,109,181  | 919                             | 1,865,504  |
| 50                           | 199,509  | 164                 | 1,046,631  | 1,836                               | 5,275,134  | 977                             | 1,661,154  |
| 56                           | 118,736  | 137                 | 776,136  | 1,913                               | 5,907,058  | 936                             | 1,435,210  |
| 55                           | 302,503  | 113                 | 1,161,752  | 1,788                               | 6,413,295  | 924                             | 1,712,146  |
| 55                           | 137,170  | 95                  | 838,972  | 1,625                               | 6,584,640  | 950                             | 1,368,455  |
| 3                            | 3,112  | 6                   | 124,223  | 141                                 | 368,025  | 65                              | 86,697   |
| 8                            | 23,671   | 11                  | 54,008   | 125                                 | 422,998  | 60                              | 81,525   |
| 11                           | 22,519   | 13                  | 154,563  | 148                                 | 611,489  | 95                              | 96,081   |
| <b>51</b>                    | <b>198,597</b>   | <b>87</b>           | <b>507,046</b>   | <b>1,331</b>                        | <b>4,996,078</b>                                       | <b>751</b>                      | <b>1,054,340</b>                                       |
| 6                            | 20,308   | 6                   | 25,431   | 174                                 | 647,833  | 102                             | 52,038   |
| 1                            | 474  | 7                   | 158,333  | 76                                  | 151,730  | 40                              | 45,484   |
| 3                            | 58,545   | 14                  | 35,594   | 140                                 | 356,586  | 96                              | 179,770  |
| 5                            | 11,136   | 2                   | 1,703  | 137                                 | 623,193  | 63                              | 272,979  |
| 2                            | 10,262   | 8                   | 75,699   | 121                                 | 368,577  | 67                              | 40,811   |
| 3                            | 5,260  | 8                   | 44,755   | 145                                 | 670,555  | 75                              | 89,888   |
| 5                            | 12,919   | 12                  | 36,617   | 124                                 | 486,230  | 82                              | 94,948   |
| 11                           | 31,962   | 12                  | 21,629   | 145                                 | 691,404  | 63                              | 80,153   |
| 7                            | 19,961   | 4                   | 27,136   | 143                                 | 634,421  | 73                              | 71,524   |
| 8                            | 27,770   | 14                  | 80,149   | 126                                 | 365,549  | 90                              | 126,745  |
| 14.29                        | 39.12  | 250.00              | 195.36   | -11.89                              | -42.38   | 23.29                           | 77.21  |
| 166.67                       | 792.35   | 133.33              | -35.48   | -10.64                              | -0.67  | 38.46                           | 46.19  |

Source: Construction and Planning Agency, MOI.

Note : 1. The figures are classified according to Architecture Usage Classification and Change Usage regulation.  
2. The figures include the data of M.O.I. Const. Orgs..

表68. 核發建築物使用執照－按月別及用途別分(續)

TABLE 68. ISSUED BUILDING USAGE LICENSE - BY MONTH AND USE(CONT.)

| 年 (月) 別<br>Year (Month)          | 休閒、文教類(D類)<br>Leisure, Education |   | 衛生、福利、<br>更生類(F類)<br>Health, Welfare,<br>Regeneration |   | 公共集會類(A類)<br>Assembly |   |
|----------------------------------|----------------------------------|---|---|---|-----------------------|---|
|                                  | 件數<br>Cases                      | 總樓地板<br>面積<br>(平方公尺)<br>Total Floor<br>Area (m <sup>2</sup> ) | 件數<br>Cases   | 總樓地板<br>面積<br>(平方公尺)<br>Total Floor<br>Area (m <sup>2</sup> ) | 件數<br>Cases           | 總樓地板<br>面積<br>(平方公尺)<br>Total Floor<br>Area (m <sup>2</sup> ) |
| 一〇二年 2013                        | 456                              | 1,364,936   | 112   | 258,107   | 34                    | 164,866   |
| 一〇三年 2014                        | 394                              | 1,266,778   | 118   | 514,640   | 20                    | 85,342  |
| 一〇四年 2015                        | 410                              | 1,315,946   | 114   | 464,808   | 37                    | 78,340  |
| 一〇五年 2016                        | 304                              | 844,175   | 105   | 347,700   | 30                    | 105,020   |
| 一〇六年 2017                        | 348                              | 950,932   | 106   | 587,804   | 21                    | 42,480  |
| 一〇七年 2018                        | 427                              | 1,357,510   | 113   | 391,252   | 30                    | 73,289  |
| 一〇八年 2019                        | 416                              | 1,008,018   | 119   | 550,591   | 17                    | 104,246   |
| 一〇九年 2020                        | 514                              | 1,101,534   | 137   | 409,799   | 41                    | 139,979   |
| 一一〇年 2021                        | 616                              | 1,114,772   | 152   | 401,480   | 18                    | 174,505   |
| 十月 Oct.                          | 48                               | 61,004  | 20  | 40,589  | 1                     | 2,126   |
| 十一月 Nov.                         | 42                               | 57,226  | 13  | 87,441  | 2                     | 5,149   |
| 十二月 Dec.                         | 57                               | 80,520  | 9   | 22,424  | 3                     | 14,743  |
| <b>一一一年 2022</b>                 | <b>397</b>                       | <b>690,890</b>  | <b>99</b>   | <b>405,465</b>  | <b>17</b>             | <b>175,220</b>  |
| 一月 Jan.                          | 51                               | 71,193  | 10  | 59,027  | 2                     | 2,340   |
| 二月 Feb.                          | 28                               | 22,597  | 9   | 11,383  | 1                     | 743   |
| 三月 Mar.                          | 34                               | 70,263  | 5   | 19,758  | 3                     | 43,238  |
| 四月 Apr.                          | 27                               | 40,019  | 9   | 65,083  | —                     | —   |
| 五月 May                           | 36                               | 56,956  | 13  | 49,622  | 2                     | 58,123  |
| 六月 June                          | 37                               | 75,252  | 6   | 6,538   | 1                     | 1,203   |
| 七月 July                          | 43                               | 38,596  | 11  | 34,557  | —                     | —   |
| 八月 Aug.                          | 53                               | 166,727   | 10  | 15,059  | 2                     | 62,863  |
| 九月 Sept.                         | 47                               | 75,388  | 17  | 113,259   | 3                     | 1,039   |
| 十月 Oct.                          | 41                               | 73,899  | 9   | 31,179  | 3                     | 5,671   |
| 較上月增減(%)<br>VS. with Last Month  | -12.77                           | -1.98   | -47.06  | -72.47  | —                     | 445.81  |
| 較上年同月增減(%)<br>VS. with Last Year | -14.58                           | 21.14   | -55.00  | -23.18  | 200.00                | 166.75  |

說明：自107年2月其他類再細分「農業設施」，其107年累計資料係自2月起至統計期之值。

| 宗教、殯葬類(E類)<br>Religion, Funeral |   | 危險物品類(I類)<br>Hazard Contents |   | 其他類<br>Others |   | 農業設施<br>Agricultural facility |   |
|---------------------------------|---|------------------------------|---|---------------|---|-------------------------------|---|
| 件數<br>Cases                     | 總樓地板面積<br>(平方公尺)<br>Total Floor<br>Area (m <sup>2</sup> ) | 件數<br>Cases                  | 總樓地板面積<br>(平方公尺)<br>Total Floor<br>Area (m <sup>2</sup> ) | 件數<br>Cases   | 總樓地板面積<br>(平方公尺)<br>Total Floor<br>Area (m <sup>2</sup> ) | 件數<br>Cases                   | 總樓地板面積<br>(平方公尺)<br>Total Floor<br>Area (m <sup>2</sup> ) |
| 154                             | 189,318   | 43                           | 51,270  | 1,782         | 2,007,148   | —                             | —   |
| 132                             | 225,778   | 33                           | 30,804  | 2,026         | 2,716,639   | —                             | —   |
| 109                             | 153,840   | 30                           | 21,659  | 2,095         | 2,486,811   | —                             | —   |
| 158                             | 189,191   | 40                           | 26,417  | 1,885         | 2,380,807   | —                             | —   |
| 106                             | 148,229   | 24                           | 48,165  | 1,781         | 2,469,734   | —                             | —   |
| 126                             | 165,058   | 38                           | 52,309  | 1,549         | 1,692,349   | 1,225                         | 1,454,016   |
| 137                             | 221,813   | 43                           | 34,061  | 1,233         | 1,546,232   | 1,231                         | 1,545,992   |
| 138                             | 198,261   | 30                           | 14,891  | 1,187         | 1,327,323   | 1,178                         | 1,319,039   |
| 115                             | 144,060   | 35                           | 51,771  | 1,238         | 1,586,618   | 1,233                         | 1,579,053   |
| 14                              | 24,840  | —                            | —   | 110           | 148,822   | 110                           | 148,822   |
| 8                               | 5,444   | 6                            | 6,145   | 121           | 197,513   | 121                           | 197,513   |
| 15                              | 13,222  | 1                            | 100   | 116           | 166,801   | 116                           | 166,801   |
| <b>93</b>                       | <b>152,070</b>  | <b>26</b>                    | <b>35,020</b>   | <b>1,135</b>  | <b>1,281,571</b>  | <b>1,135</b>                  | <b>1,281,571</b>  |
| 11                              | 36,886  | 3                            | 1,334   | 129           | 172,206   | 129                           | 172,206   |
| 4                               | 6,519   | 1                            | 240   | 73            | 87,696  | 73                            | 87,696  |
| 11                              | 30,815  | 3                            | 2,197   | 119           | 128,044   | 119                           | 128,044   |
| 9                               | 6,424   | 5                            | 4,639   | 157           | 142,057   | 157                           | 142,057   |
| 9                               | 6,421   | 3                            | 1,000   | 109           | 111,324   | 109                           | 111,324   |
| 6                               | 4,901   | 2                            | 13,201  | 98            | 129,574   | 98                            | 129,574   |
| 11                              | 22,974  | 2                            | 371   | 115           | 110,736   | 115                           | 110,736   |
| 11                              | 13,543  | 2                            | 2,518   | 136           | 168,310   | 136                           | 168,310   |
| 10                              | 16,395  | 3                            | 4,398   | 86            | 109,684   | 86                            | 109,684   |
| 11                              | 7,192   | 2                            | 5,122   | 113           | 121,940   | 113                           | 121,940   |
| 10.00                           | -56.13  | -33.33                       | 16.46   | 31.40         | 11.17   | 31.40                         | 11.17   |
| -21.43                          | -71.05  | --                           | --  | 2.73          | -18.06  | 2.73                          | -18.06  |

Note : The item of others is subdivided into "Agricultural facility" since February, 2018; accumulated value of "Agricultural facility" calculates from February to the statistical period.

表69. 核發建築物使用執照－按區域別及用途別分

| 區域別<br>Locality   | 總計<br>Grand Total  |  | 住宿類(H類)<br>Residential |              |  |
|---|--------------------|--|------------------------|--------------|--|
|   |                    |  | 住宅(H-2)                |              |  |
|   | 總件數<br>Total Cases | 總樓地板面積<br>(平方公尺)<br>Total Floor Area (m <sup>2</sup> ) | 件數<br>Cases            | 宅數<br>Houses | 總樓地板面積<br>(平方公尺)<br>Total Floor Area (m <sup>2</sup> ) |
| 一〇一一年十月<br>Oct., 2022                                   | 1,881              | 2,590,771  | 1,464                  | 12,344       | 1,745,555  |
| 新北市 New Taipei City                                     | 35                 | 212,192  | 21                     | 1,217        | 152,524  |
| 臺北市 Taipei City   | 10                 | 71,872   | 4                      | 83           | 10,028   |
| 桃園市 Taoyuan City  | 103                | 436,097  | 66                     | 2,130        | 309,307  |
| 臺中市 Taichung City                                       | 179                | 537,309  | 141                    | 3,080        | 440,714  |
| 臺南市 Tainan City   | 288                | 190,836  | 233                    | 560          | 98,017   |
| 高雄市 Kaohsiung City                                      | 238                | 290,476  | 185                    | 2,004        | 240,368  |
| 臺灣省 Taiwan Prov.  | 1,012              | 823,764  | 805                    | 3,238        | 490,017  |
| 宜蘭縣 Yilan C.  | 121                | 59,346   | 109                    | 261          | 38,139   |
| 新竹縣 Hsinchu C.  | 37                 | 133,918  | 25                     | 748          | 107,546  |
| 苗栗縣 Miaoli C.   | 79                 | 53,943   | 65                     | 332          | 44,073   |
| 彰化縣 Changhua C.   | 94                 | 94,878   | 66                     | 148          | 29,753   |
| 南投縣 Nantou C.   | 102                | 55,766   | 74                     | 79           | 24,898   |
| 雲林縣 Yunlin C.   | 146                | 94,975   | 107                    | 220          | 37,658   |
| 嘉義縣 Chiayi C.   | 145                | 43,404   | 129                    | 194          | 31,656   |
| 屏東縣 Pingtung C.   | 125                | 116,952  | 91                     | 203          | 28,562   |
| 臺東縣 Taitung C.  | 62                 | 16,440   | 56                     | 61           | 10,146   |
| 花蓮縣 Hualien C.  | 26                 | 20,205   | 16                     | 75           | 9,170  |
| 澎湖縣 Penghu C.   | 23                 | 6,416  | 18                     | 34           | 4,719  |
| 基隆市 Keelung City  | 2                  | 42,334   | 2                      | 313          | 42,334   |
| 新竹市 Hsinchu City  | 18                 | 57,092   | 16                     | 357          | 55,538   |
| 嘉義市 Chiayi City   | 32                 | 28,095   | 31                     | 213          | 25,825   |
| 福建省 Fuchien Prov.                                       | 12                 | 8,795  | 9                      | 32           | 4,580  |
| 金門縣 Kinmen C.   | 12                 | 8,795  | 9                      | 32           | 4,580  |
| 連江縣 Lienchiang C.                                       | —                  | —  | —                      | —            | —  |
| 國家公園管理處 N.P.Adm.  | 1                  | 96   | —                      | —            | —  |
| 其他內政部<br>指定特設主<br>管建築機關 Other<br>M.O.I.<br>Const. Orgs. | 3                  | 19,334   | —                      | —            | —  |

資料來源：本部營建署。

TABLE 69 ISSUED BUILDING USAGE LICENSE  
- BY LOCALITY AND USE

| Lodging<br>宿舍安養(H-1)<br>Dormitory, Care |  | 商業類(B類)<br>Commerce |  | 工業、倉儲類<br>(C類)<br>Industry, Storage |  | 辦公、服務類(G類)<br>Business, Service |  |
|---|--|---------------------|--|-------------------------------------|--|---------------------------------|--|
| 件數<br>Cases                             | 總樓地板面積<br>(平方公尺)<br>Total Floor Area (m <sup>2</sup> ) | 件數<br>Cases         | 總樓地板面積<br>(平方公尺)<br>Total Floor Area (m <sup>2</sup> ) | 件數<br>Cases                         | 總樓地板面積<br>(平方公尺)<br>Total Floor Area (m <sup>2</sup> ) | 件數<br>Cases                     | 總樓地板面積<br>(平方公尺)<br>Total Floor Area (m <sup>2</sup> ) |
| 8                                       | 27,770   | 14                  | 80,149   | 126                                 | 365,549  | 90                              | 126,745  |
| —                                       | —  | 1                   | 33,117   | 6                                   | 17,455   | 3                               | 4,003  |
| —                                       | —  | 2                   | 28,694   | —                                   | —  | 1                               | 6,654  |
| —                                       | —  | —                   | —  | 27                                  | 87,193   | 5                               | 5,277  |
| —                                       | —  | 4                   | 6,670  | 8                                   | 54,489   | 14                              | 23,440   |
| —                                       | —  | 2                   | 4,058  | 8                                   | 14,805   | 25                              | 65,764   |
| —                                       | —  | 3                   | 4,181  | 26                                  | 21,917   | 7                               | 2,064  |
| 7                                       | 27,674   | 2                   | 3,429  | 47                                  | 147,787  | 34                              | 19,397   |
| —                                       | —  | 1                   | 1,657  | 3                                   | 17,720   | 2                               | 1,198  |
| —                                       | —  | —                   | —  | 5                                   | 14,481   | 3                               | 1,038  |
| —                                       | —  | —                   | —  | 4                                   | 6,295  | 1                               | 432  |
| —                                       | —  | 1                   | 1,772  | 11                                  | 40,358   | 3                               | 1,086  |
| —                                       | —  | —                   | —  | 1                                   | 27   | 6                               | 1,785  |
| 2                                       | 1,746  | —                   | —  | 8                                   | 19,404   | 3                               | 1,614  |
| —                                       | —  | —                   | —  | 1                                   | 2,809  | 2                               | 704  |
| 3                                       | 24,909   | —                   | —  | 10                                  | 39,297   | 4                               | 1,515  |
| —                                       | —  | —                   | —  | —                                   | —  | 1                               | 5,314  |
| 1                                       | 501  | —                   | —  | 4                                   | 7,396  | 3                               | 1,978  |
| 1                                       | 518  | —                   | —  | —                                   | —  | 4                               | 1,179  |
| —                                       | —  | —                   | —  | —                                   | —  | —                               | —  |
| —                                       | —  | —                   | —  | —                                   | —  | 2                               | 1,554  |
| —                                       | —  | —                   | —  | —                                   | —  | —                               | —  |
| 1                                       | 96   | —                   | —  | —                                   | —  | —                               | —  |
| —                                       | —  | —                   | —  | 3                                   | 19,334   | —                               | —  |

Source : Construction and Planning Agency, MOI.

表69. 核發建築物使用執照－按區域別及用途別分(續)

| 區域別<br>Locality  | 休閒、文教類(D類)<br>Leisure, Education |   | 衛生、福利、<br>更生類(F類)<br>Health, Welfare,<br>Regeneration |   | 公共集會類(A類)<br>Assembly |   |
|--|----------------------------------|---|---|---|-----------------------|---|
|  | 件數<br>Cases                      | 總樓地板<br>面積<br>(平方公尺)<br>Total Floor<br>Area (m <sup>2</sup> ) | 件數<br>Cases   | 總樓地板<br>面積<br>(平方公尺)<br>Total Floor<br>Area (m <sup>2</sup> ) | 件數<br>Cases           | 總樓地板<br>面積<br>(平方公尺)<br>Total Floor<br>Area (m <sup>2</sup> ) |
|  | 一一一年十月<br>Oct., 2022             | 41  | 73,899  | 9   | 31,179                | 3   |
| 新北市 New Taipei City  | 2                                | 1,606   | 1   | 3,106   | —                     | —   |
| 臺北市 Taipei City  | 2                                | 8,900   | 1   | 17,596  | —                     | —   |
| 桃園市 Taoyuan City   | 3                                | 30,855  | 1   | 1,445   | —                     | —   |
| 臺中市 Taichung City  | 7                                | 6,163   | 1   | 1,778   | 1                     | 2,986   |
| 臺南市 Tainan City  | 1                                | 73  | —   | —   | —                     | —   |
| 高雄市 Kaohsiung City   | 8                                | 5,941   | 1   | 191   | —                     | —   |
| 臺灣省 Taiwan Prov.   | 18                               | 20,361  | 4   | 7,063   | 2                     | 2,685   |
| 宜蘭縣 Yilan C.   | —                                | —   | —   | —   | —                     | —   |
| 新竹縣 Hsinchu C.   | 1                                | 6,266   | —   | —   | —                     | —   |
| 苗栗縣 Miaoli C.  | —                                | —   | 1   | 726   | —                     | —   |
| 彰化縣 Changhua C.  | 1                                | 2,943   | —   | —   | —                     | —   |
| 南投縣 Nantou C.  | —                                | —   | 1   | 1,127   | —                     | —   |
| 雲林縣 Yunlin C.  | 5                                | 3,744   | —   | —   | 1                     | 56  |
| 嘉義縣 Chiayi C.  | 5                                | 3,210   | 1   | 716   | —                     | —   |
| 屏東縣 Pingtung C.  | 1                                | 573   | 1   | 4,494   | 1                     | 2,629   |
| 臺東縣 Taitung C.   | 3                                | 755   | —   | —   | —                     | —   |
| 花蓮縣 Hualien C.   | 1                                | 600   | —   | —   | —                     | —   |
| 澎湖縣 Penghu C.  | —                                | —   | —   | —   | —                     | —   |
| 基隆市 Keelung City   | —                                | —   | —   | —   | —                     | —   |
| 新竹市 Hsinchu City   | —                                | —   | —   | —   | —                     | —   |
| 嘉義市 Chiayi City  | 1                                | 2,270   | —   | —   | —                     | —   |
| 福建省 Fuchien Prov.  | —                                | —   | —   | —   | —                     | —   |
| 金門縣 Kinmen C.  | —                                | —   | —   | —   | —                     | —   |
| 連江縣 Lienchiang C.  | —                                | —   | —   | —   | —                     | —   |
| 國家公園管理處 N.P.Adm.   | —                                | —   | —   | —   | —                     | —   |
| 其他內政部<br>指定特設主<br>管建築機關<br>Other<br>M.O.I.<br>Const. Orgs. | —                                | —   | —   | —   | —                     | —   |

TABLE 69. ISSUED BUILDING USAGE LICENSE  
- BY LOCALITY AND USE (CONT.)

| 宗教、殯葬類(E類)<br>Religion, Funeral |   | 危險物品類(I類)<br>Hazard Contents |   | 其他類<br>Others |   | 農業設施<br>Agricultural facility |   |
|---------------------------------|---|------------------------------|---|---------------|---|-------------------------------|---|
| 件數<br>Cases                     | 總樓地板面積<br>(平方公尺)<br>Total Floor<br>Area (m <sup>2</sup> ) | 件數<br>Cases                  | 總樓地板面積<br>(平方公尺)<br>Total Floor<br>Area (m <sup>2</sup> ) | 件數<br>Cases   | 總樓地板面積<br>(平方公尺)<br>Total Floor<br>Area (m <sup>2</sup> ) | 件數<br>Cases                   | 總樓地板面積<br>(平方公尺)<br>Total Floor<br>Area (m <sup>2</sup> ) |
| 11                              | 7,192   | 2                            | 5,122   | 113           | 121,940   | 113                           | 121,940   |
| —                               | —   | —                            | —   | 1             | 381   | 1                             | 381   |
| —                               | —   | —                            | —   | —             | —   | —                             | —   |
| 1                               | 2,020   | —                            | —   | —             | —   | —                             | —   |
| 1                               | 137   | —                            | —   | 2             | 932   | 2                             | 932   |
| —                               | —   | —                            | —   | 19            | 8,119   | 19                            | 8,119   |
| 5                               | 2,040   | 1                            | 4,907   | 2             | 8,867   | 2                             | 8,867   |
| 3                               | 1,495   | 1                            | 215   | 89            | 103,641   | 89                            | 103,641   |
| 1                               | 56  | —                            | —   | 5             | 576   | 5                             | 576   |
| —                               | —   | —                            | —   | 3             | 4,587   | 3                             | 4,587   |
| 1                               | 730   | —                            | —   | 7             | 1,687   | 7                             | 1,687   |
| 1                               | 709   | 1                            | 215   | 10            | 18,042  | 10                            | 18,042  |
| —                               | —   | —                            | —   | 20            | 27,929  | 20                            | 27,929  |
| —                               | —   | —                            | —   | 20            | 30,753  | 20                            | 30,753  |
| —                               | —   | —                            | —   | 7             | 4,309   | 7                             | 4,309   |
| —                               | —   | —                            | —   | 14            | 14,973  | 14                            | 14,973  |
| —                               | —   | —                            | —   | 2             | 225   | 2                             | 225   |
| —                               | —   | —                            | —   | 1             | 560   | 1                             | 560   |
| —                               | —   | —                            | —   | —             | —   | —                             | —   |
| —                               | —   | —                            | —   | —             | —   | —                             | —   |
| —                               | —   | —                            | —   | —             | —   | —                             | —   |
| 1                               | 1,500   | —                            | —   | —             | —   | —                             | —   |
| 1                               | 1,500   | —                            | —   | —             | —   | —                             | —   |
| —                               | —   | —                            | —   | —             | —   | —                             | —   |
| —                               | —   | —                            | —   | —             | —   | —                             | —   |
| —                               | —   | —                            | —   | —             | —   | —                             | —   |



表70. 核發建築物使用執照年累計—按區域別及用途別分

| 區域別<br>Locality  | 總計<br>Grand Total  |  | 住宿類(H類)<br>Residential |              |  |
|--|--------------------|--|------------------------|--------------|--|
|  |                    |  | 住宅(H-2)                |              |  |
|  | 總件數<br>Total Cases | 總樓地板面積<br>(平方公尺)<br>Total Floor Area (m <sup>2</sup> ) | 件數<br>Cases            | 宅數<br>Houses | 總樓地板面積<br>(平方公尺)<br>Total Floor Area (m <sup>2</sup> ) |
| 一一一年一至十月<br>Jan. - Oct., 2022                              | 17,341             | 23,101,237   | 13,354                 | 92,367       | 13,604,940   |
| 新北市 New Taipei City  | 331                | 2,532,265  | 190                    | 12,266       | 1,584,493  |
| 臺北市 Taipei City  | 122                | 1,172,388  | 69                     | 5,236        | 738,806  |
| 桃園市 Taoyuan City   | 932                | 3,707,703  | 585                    | 14,877       | 2,112,495  |
| 臺中市 Taichung City  | 1,779              | 3,521,098  | 1,393                  | 18,853       | 2,780,486  |
| 臺南市 Tainan City  | 3,016              | 2,036,221  | 2,500                  | 7,121        | 1,145,686  |
| 高雄市 Kaohsiung City   | 1,696              | 2,364,525  | 1,358                  | 12,249       | 1,758,888  |
| 臺灣省 Taiwan Prov.   | 9,248              | 6,792,292  | 7,145                  | 21,407       | 3,432,623  |
| 宜蘭縣 Yilan C.   | 798                | 413,010  | 666                    | 1,888        | 280,829  |
| 新竹縣 Hsinchu C.   | 439                | 996,473  | 301                    | 4,204        | 655,890  |
| 苗栗縣 Miaoli C.  | 555                | 510,531  | 417                    | 1,503        | 227,881  |
| 彰化縣 Changhua C.  | 1,428              | 1,181,974  | 1,087                  | 2,976        | 511,969  |
| 南投縣 Nantou C.  | 898                | 411,235  | 675                    | 994          | 192,857  |
| 雲林縣 Yunlin C.  | 1,361              | 834,159  | 1,049                  | 2,331        | 378,700  |
| 嘉義縣 Chiayi C.  | 962                | 546,116  | 802                    | 1,091        | 188,779  |
| 屏東縣 Pingtung C.  | 1,268              | 862,956  | 962                    | 2,151        | 314,665  |
| 臺東縣 Taitung C.   | 286                | 112,600  | 160                    | 376          | 57,745   |
| 花蓮縣 Hualien C.   | 294                | 149,021  | 220                    | 653          | 85,183   |
| 澎湖縣 Penghu C.  | 305                | 84,612   | 272                    | 349          | 67,998   |
| 基隆市 Keelung City   | 33                 | 169,461  | 16                     | 770          | 124,272  |
| 新竹市 Hsinchu City   | 159                | 348,465  | 126                    | 1,394        | 213,108  |
| 嘉義市 Chiayi City  | 462                | 171,679  | 392                    | 727          | 132,747  |
| 福建省 Fuchien Prov.  | 133                | 76,540   | 105                    | 346          | 48,844   |
| 金門縣 Kinmen C.  | 124                | 67,945   | 103                    | 343          | 47,259   |
| 連江縣 Lienchiang C.  | 9                  | 8,595  | 2                      | 3            | 1,585  |
| 國家公園管理處 N.P.Adm.   | 8                  | 1,695  | 5                      | 5            | 1,403  |
| 其他內政部<br>指定特設主<br>管建築機關<br>Other<br>M.O.I.<br>Const. Orgs. | 76                 | 896,510  | 4                      | 7            | 1,216  |

資料來源：本部營建署。

TABLE 70. ISSUED BUILDING USAGE LICENSE OF THE YEAR  
- BY LOCALITY AND USE

| Lodging                      |  | 商業類(B類)<br>Commerce |  | 工業、倉儲類<br>(C類)<br>Industry, Storage |  | 辦公、服務類(G類)<br>Business, Service |  |
|------------------------------|--|---------------------|--|-------------------------------------|--|---------------------------------|--|
| 宿舍安養(H-1)<br>Dormitory, Care |  |                     |  |                                     |  |                                 |  |
| 件數<br>Cases                  | 總樓地板面積<br>(平方公尺)<br>Total Floor Area (m <sup>2</sup> ) | 件數<br>Cases         | 總樓地板面積<br>(平方公尺)<br>Total Floor Area (m <sup>2</sup> ) | 件數<br>Cases                         | 總樓地板面積<br>(平方公尺)<br>Total Floor Area (m <sup>2</sup> ) | 件數<br>Cases                     | 總樓地板面積<br>(平方公尺)<br>Total Floor Area (m <sup>2</sup> ) |
| 51                           | 198,597  | 87                  | 507,046  | 1,331                               | 4,996,078  | 751                             | 1,054,340  |
| 2                            | 12,695   | 3                   | 183,907  | 48                                  | 315,520  | 31                              | 258,182  |
| 1                            | 53,327   | 5                   | 36,752   | 3                                   | 5,878  | 10                              | 153,945  |
| 4                            | 19,320   | 7                   | 31,152   | 234                                 | 1,219,599  | 39                              | 169,872  |
| 6                            | 9,409  | 19                  | 50,862   | 115                                 | 398,793  | 132                             | 84,407   |
| 3                            | 16,855   | 19                  | 78,966   | 173                                 | 469,583  | 114                             | 95,050   |
| 5                            | 16,805   | 10                  | 76,264   | 160                                 | 237,045  | 79                              | 44,593   |
| 28                           | 69,997   | 24                  | 49,143   | 534                                 | 1,476,454  | 327                             | 218,324  |
| 1                            | 407  | 4                   | 14,817   | 68                                  | 72,674   | 13                              | 10,598   |
| —                            | —  | —                   | —  | 49                                  | 222,135  | 28                              | 14,228   |
| 4                            | 9,683  | 2                   | 3,741  | 38                                  | 194,561  | 21                              | 26,089   |
| —                            | —  | 2                   | 2,268  | 135                                 | 419,257  | 37                              | 18,293   |
| 2                            | 2,079  | 1                   | 4,608  | 33                                  | 39,028   | 24                              | 7,255  |
| 4                            | 18,495   | 4                   | 5,979  | 58                                  | 189,869  | 37                              | 12,352   |
| 2                            | 4,340  | 2                   | 12,020   | 35                                  | 166,396  | 16                              | 11,504   |
| 4                            | 25,613   | 1                   | 497  | 81                                  | 124,044  | 34                              | 54,126   |
| 4                            | 1,382  | 2                   | 701  | 8                                   | 5,937  | 13                              | 11,691   |
| 5                            | 6,881  | 1                   | 288  | 8                                   | 9,998  | 20                              | 20,354   |
| 2                            | 1,117  | 2                   | 1,129  | 3                                   | 947  | 14                              | 5,021  |
| —                            | —  | —                   | —  | 4                                   | 12,091   | 2                               | 1,019  |
| —                            | —  | —                   | —  | 9                                   | 12,361   | 12                              | 13,913   |
| —                            | —  | 3                   | 3,095  | 5                                   | 7,156  | 56                              | 11,881   |
| —                            | —  | —                   | —  | 2                                   | 2,591  | 11                              | 5,427  |
| —                            | —  | —                   | —  | 2                                   | 2,591  | 10                              | 5,164  |
| —                            | —  | —                   | —  | —                                   | —  | 1                               | 263  |
| 2                            | 189  | —                   | —  | —                                   | —  | —                               | —  |
| —                            | —  | —                   | —  | 62                                  | 870,615  | 8                               | 24,540   |

Source : Construction and Planning Agency, MOI.

表70. 核發建築物使用執照年累計—按區域別及用途別分(續)

| 區域別<br>Locality   | 休閒、文教類(D類)<br>Leisure, Education |   | 衛生、福利、<br>更生類(F類)<br>Health, Welfare,<br>Regeneration |   | 公共集會類(A類)<br>Assembly |   |
|---|----------------------------------|---|---|---|-----------------------|---|
|   | 件數<br>Cases                      | 總樓地板<br>面積<br>(平方公尺)<br>Total Floor<br>Area (m <sup>2</sup> ) | 件數<br>Cases   | 總樓地板<br>面積<br>(平方公尺)<br>Total Floor<br>Area (m <sup>2</sup> ) | 件數<br>Cases           | 總樓地板<br>面積<br>(平方公尺)<br>Total Floor<br>Area (m <sup>2</sup> ) |
| 一一一年一至十月<br>Jan. - Oct., 2022                           | 397                              | 690,890   | 99  | 405,465   | 17                    | 175,220   |
| 新北市 New Taipei City                                     | 39                               | 130,161   | 9   | 22,130  | 1                     | 1,203   |
| 臺北市 Taipei City   | 22                               | 68,676  | 7   | 113,143   | —                     | —   |
| 桃園市 Taoyuan City  | 29                               | 73,062  | 13  | 26,110  | 1                     | 24,455  |
| 臺中市 Taichung City                                       | 39                               | 63,836  | 16  | 26,719  | 2                     | 20,768  |
| 臺南市 Tainan City   | 18                               | 40,165  | 8   | 12,490  | 1                     | 743   |
| 高雄市 Kaohsiung City                                      | 34                               | 77,308  | 13  | 18,911  | 2                     | 61,487  |
| 臺灣省 Taiwan Prov.  | 208                              | 224,050   | 32  | 185,859   | 8                     | 63,973  |
| 宜蘭縣 Yilan C.  | 16                               | 22,361  | 3   | 1,757   | —                     | —   |
| 新竹縣 Hsinchu C.  | 28                               | 29,150  | 3   | 5,240   | 1                     | 39,962  |
| 苗栗縣 Miaoli C.   | 15                               | 11,606  | 4   | 6,577   | —                     | —   |
| 彰化縣 Changhua C.   | 12                               | 14,144  | 3   | 3,061   | —                     | —   |
| 南投縣 Nantou C.   | 14                               | 15,883  | 4   | 2,793   | —                     | —   |
| 雲林縣 Yunlin C.   | 20                               | 12,774  | 1   | 2,587   | 2                     | 646   |
| 嘉義縣 Chiayi C.   | 18                               | 8,631   | 2   | 3,195   | 2                     | 1,148   |
| 屏東縣 Pingtung C.   | 31                               | 28,478  | 3   | 94,562  | 1                     | 2,629   |
| 臺東縣 Taitung C.  | 10                               | 7,157   | —   | —   | —                     | —   |
| 花蓮縣 Hualien C.  | 14                               | 7,569   | 4   | 3,455   | —                     | —   |
| 澎湖縣 Penghu C.   | 10                               | 5,339   | —   | —   | 1                     | 1,427   |
| 基隆市 Keelung City  | 9                                | 29,591  | 1   | 1,996   | —                     | —   |
| 新竹市 Hsinchu City  | 7                                | 23,809  | 3   | 51,983  | 1                     | 18,161  |
| 嘉義市 Chiayi City   | 4                                | 7,558   | 1   | 8,653   | —                     | —   |
| 福建省 Fuchien Prov.                                       | 8                                | 13,632  | —   | —   | 2                     | 2,591   |
| 金門縣 Kinmen C.   | 5                                | 10,290  | —   | —   | —                     | —   |
| 連江縣 Lienchiang C.                                       | 3                                | 3,342   | —   | —   | 2                     | 2,591   |
| 國家公園管理處 N.P.Adm.  | —                                | —   | 1   | 103   | —                     | —   |
| 其他內政部<br>指定特設主<br>管建築機關 Other<br>M.O.I.<br>Const. Orgs. | —                                | —   | —   | —   | —                     | —   |

TABLE 70. ISSUED BUILDING USAGE LICENSE OF THE YEAR  
- BY LOCALITY AND USE (CONT.)

| 宗教、殯葬類(E類)<br>Religion, Funeral |   | 危險物品類(I類)<br>Hazard Contents |   | 其他類<br>Others |   | 農業設施<br>Agricultural facility |   |
|---------------------------------|---|------------------------------|---|---------------|---|-------------------------------|---|
| 件數<br>Cases                     | 總樓地板面積<br>(平方公尺)<br>Total Floor<br>Area (m <sup>2</sup> ) | 件數<br>Cases                  | 總樓地板面積<br>(平方公尺)<br>Total Floor<br>Area (m <sup>2</sup> ) | 件數<br>Cases   | 總樓地板面積<br>(平方公尺)<br>Total Floor<br>Area (m <sup>2</sup> ) | 件數<br>Cases                   | 總樓地板面積<br>(平方公尺)<br>Total Floor<br>Area (m <sup>2</sup> ) |
| 93                              | 152,070   | 26                           | 35,020  | 1,135         | 1,281,571   | 1,135                         | 1,281,571   |
| 4                               | 13,407  | 1                            | 913   | 3             | 9,654   | 3                             | 9,654   |
| 2                               | 769   | —                            | —   | 3             | 1,092   | 3                             | 1,092   |
| 9                               | 19,566  | 4                            | 6,968   | 7             | 5,104   | 7                             | 5,104   |
| 7                               | 5,994   | 4                            | 1,576   | 46            | 78,248  | 46                            | 78,248  |
| 6                               | 1,969   | —                            | —   | 174           | 174,714   | 174                           | 174,714   |
| 13                              | 18,895  | 4                            | 8,403   | 18            | 45,926  | 18                            | 45,926  |
| 47                              | 88,102  | 12                           | 17,137  | 883           | 966,630   | 883                           | 966,630   |
| 2                               | 5,232   | —                            | —   | 25            | 4,335   | 25                            | 4,335   |
| 1                               | 11,624  | 1                            | 357   | 27            | 17,887  | 27                            | 17,887  |
| 8                               | 11,751  | —                            | —   | 46            | 18,642  | 46                            | 18,642  |
| 3                               | 1,418   | 3                            | 13,416  | 146           | 198,148   | 146                           | 198,148   |
| 6                               | 6,159   | —                            | —   | 139           | 140,573   | 139                           | 140,573   |
| 4                               | 3,326   | 5                            | 2,844   | 177           | 206,587   | 177                           | 206,587   |
| 3                               | 3,184   | 1                            | 126   | 79            | 146,793   | 79                            | 146,793   |
| 13                              | 26,996  | 1                            | 149   | 137           | 191,197   | 137                           | 191,197   |
| 1                               | 372   | 1                            | 245   | 87            | 27,370  | 87                            | 27,370  |
| 3                               | 687   | —                            | —   | 19            | 14,606  | 19                            | 14,606  |
| 1                               | 1,634   | —                            | —   | —             | —   | —                             | —   |
| —                               | —   | —                            | —   | 1             | 492   | 1                             | 492   |
| 1                               | 15,130  | —                            | —   | —             | —   | —                             | —   |
| 1                               | 589   | —                            | —   | —             | —   | —                             | —   |
| 4                               | 3,252   | —                            | —   | 1             | 203   | 1                             | 203   |
| 3                               | 2,438   | —                            | —   | 1             | 203   | 1                             | 203   |
| 1                               | 814   | —                            | —   | —             | —   | —                             | —   |
| —                               | —   | —                            | —   | —             | —   | —                             | —   |
| 1                               | 116   | 1                            | 23  | —             | —   | —                             | —   |

表71. 核發建築物使用執照－按月別及構造別分

| 年 (月) 別<br>Year (Month)          | 總計<br>Grand Total                                      |   | 鋼骨鋼筋混凝土構造<br>Steel Frame & Reinforced Concrete         |   | 混凝土構造<br>(含鋼筋混凝土構造)<br>Reinforced Concrete             |   |
|----------------------------------|--|---|--|---|--|---|
|                                  | 總樓地板面積<br>(平方公尺)<br>Total Floor Area (m <sup>2</sup> ) | 工程造價<br>(千元)<br>Construction Cost (NT\$1,000) | 總樓地板面積<br>(平方公尺)<br>Total Floor Area (m <sup>2</sup> ) | 工程造價<br>(千元)<br>Construction Cost (NT\$1,000) | 總樓地板面積<br>(平方公尺)<br>Total Floor Area (m <sup>2</sup> ) | 工程造價<br>(千元)<br>Construction Cost (NT\$1,000) |
| 一〇二年 2013                        | 28,771,809   | 230,495,695                                   | 2,495,094  | 22,505,240                                    | 22,161,462   | 182,811,278                                   |
| 一〇三年 2014                        | 31,718,120   | 267,940,432                                   | 2,727,407  | 23,983,007                                    | 22,976,841   | 195,978,832                                   |
| 一〇四年 2015                        | 32,868,462   | 271,674,685                                   | 2,355,320  | 22,323,153                                    | 24,330,421   | 203,555,004                                   |
| 一〇五年 2016                        | 29,988,350   | 257,136,676                                   | 1,553,466  | 13,469,149                                    | 23,662,148   | 209,920,008                                   |
| 一〇六年 2017                        | 28,818,031   | 249,049,781                                   | 2,214,521  | 20,550,064                                    | 22,055,734   | 198,028,777                                   |
| 一〇七年 2018                        | 28,366,008   | 244,789,390                                   | 1,819,883  | 15,521,567                                    | 20,857,465   | 182,705,959                                   |
| 一〇八年 2019                        | 26,488,606   | 231,469,623                                   | 1,757,671  | 16,285,871                                    | 18,725,617   | 167,543,428                                   |
| 一〇九年 2020                        | 28,247,176   | 245,752,563                                   | 1,863,975  | 17,613,220                                    | 20,300,988   | 177,510,726                                   |
| 一一〇年 2021                        | 28,022,718   | 241,381,620                                   | 1,948,881  | 16,875,620                                    | 20,361,755   | 177,177,694                                   |
| 十月 Oct.                          | 2,478,934  | 23,194,189                                    | 161,244  | 1,396,982                                     | 1,860,762  | 16,877,503                                    |
| 十一月 Nov.                         | 2,465,151  | 21,413,539                                    | 186,465  | 1,405,130                                     | 1,866,309  | 17,100,653                                    |
| 十二月 Dec.                         | 2,576,731  | 20,331,865                                    | 111,032  | 791,258                                       | 1,894,102  | 16,320,523                                    |
| <b>一一一年 2022</b>                 | <b>23,101,237</b>                                      | <b>203,616,074</b>                            | <b>1,626,029</b>                                       | <b>14,530,726</b>                             | <b>16,822,071</b>                                      | <b>151,897,329</b>                            |
| 一月 Jan.                          | 2,733,284  | 22,852,554                                    | 360,638  | 3,135,749                                     | 1,917,531  | 16,758,951                                    |
| 二月 Feb.                          | 1,163,439  | 11,678,301                                    | 54,504   | 501,570                                       | 715,661  | 6,668,084                                     |
| 三月 Mar.                          | 2,532,385  | 24,160,888                                    | 108,896  | 986,092                                       | 1,966,069  | 18,410,407                                    |
| 四月 Apr.                          | 2,394,036  | 21,550,123                                    | 197,200  | 2,254,704                                     | 1,577,590  | 14,960,996                                    |
| 五月 May                           | 1,955,039  | 15,610,386                                    | 171,832  | 1,094,168                                     | 1,462,567  | 12,132,834                                    |
| 六月 June                          | 2,331,833  | 19,446,973                                    | 204,289  | 2,118,808                                     | 1,545,865  | 12,836,189                                    |
| 七月 July                          | 2,176,602  | 18,217,412                                    | 187,905  | 2,077,241                                     | 1,550,640  | 12,964,895                                    |
| 八月 Aug.                          | 2,669,820  | 23,186,330                                    | 90,772   | 813,893                                       | 2,052,025  | 19,005,040                                    |
| 九月 Sept.                         | 2,554,028  | 23,220,383                                    | 143,049  | 901,340                                       | 1,931,638  | 18,176,571                                    |
| 十月 Oct.                          | 2,590,771  | 23,692,724                                    | 106,944  | 647,161                                       | 2,102,485  | 19,983,362                                    |
| 較上月增減(%)<br>VS. with Last Month  | 1.44   | 2.03  | -25.24   | -28.20  | 8.84   | 9.94  |
| 較上年同月增減(%)<br>VS. with Last Year | 4.51   | 2.15  | -33.68   | -53.67  | 12.99  | 18.40   |

資料來源：本部營建署。

TABLE 71. ISSUED BUILDING USAGE LICENSE  
- BY MONTH AND MATERIAL

| 鋼構造(94年以前為<br>鋼架構造) Steel                              |   | 磚構造<br>Brick   |   | 木構造<br>Wooden  |   | 其他<br>Others   |   |
|--|---|--|---|--|---|--|---|
| 總樓地板面積<br>(平方公尺)<br>Total Floor Area (m <sup>2</sup> ) | 工程造價<br>(千元)<br>Construction Cost (NT\$1,000) | 總樓地板面積<br>(平方公尺)<br>Total Floor Area (m <sup>2</sup> ) | 工程造價<br>(千元)<br>Construction Cost (NT\$1,000) | 總樓地板面積<br>(平方公尺)<br>Total Floor Area (m <sup>2</sup> ) | 工程造價<br>(千元)<br>Construction Cost (NT\$1,000) | 總樓地板面積<br>(平方公尺)<br>Total Floor Area (m <sup>2</sup> ) | 工程造價<br>(千元)<br>Construction Cost (NT\$1,000) |
| 3,896,411  | 24,404,411                                    | 131,063  | 435,272                                       | 44,165   | 145,282                                       | 43,614   | 194,212                                       |
| 5,716,279  | 46,978,889                                    | 168,336  | 569,750                                       | 39,512   | 114,679                                       | 89,745   | 315,275                                       |
| 5,874,090  | 44,152,558                                    | 130,583  | 461,510                                       | 33,356   | 114,010                                       | 144,692  | 1,068,450                                     |
| 4,534,515  | 32,929,212                                    | 113,633  | 363,293                                       | 36,450   | 114,263                                       | 88,138   | 340,751                                       |
| 4,157,857  | 28,899,003                                    | 171,524  | 622,842                                       | 54,539   | 162,911                                       | 163,856  | 786,184                                       |
| 5,344,877  | 45,323,927                                    | 205,173  | 742,887                                       | 55,265   | 181,419                                       | 83,345   | 313,631                                       |
| 5,772,365  | 46,823,153                                    | 175,912  | 626,973                                       | 40,624   | 133,478                                       | 16,417   | 56,720  |
| 5,868,402  | 49,809,284                                    | 194,378  | 745,471                                       | 16,918   | 54,046  | 2,515  | 19,816  |
| 5,498,283  | 46,503,047                                    | 179,061  | 709,843                                       | 32,349   | 97,887  | 2,389  | 17,529  |
| 427,001  | 4,796,721                                     | 26,243   | 111,182                                       | 3,684  | 11,801  | -  | -   |
| 399,794  | 2,862,949                                     | 12,238   | 43,482  | 340  | 1,287   | 5  | 38  |
| 549,631  | 3,121,093                                     | 18,461   | 87,421  | 3,505  | 11,570  | -  | -   |
| <b>4,417,163</b>                                       | <b>36,284,545</b>                             | <b>179,896</b>   | <b>675,193</b>                                | <b>33,480</b>  | <b>125,513</b>                                | <b>22,598</b>  | <b>102,768</b>                                |
| 422,122  | 2,849,873                                     | 30,303   | 102,180                                       | 2,690  | 5,801   | -  | -   |
| 378,009  | 4,455,754                                     | 10,347   | 31,462  | 4,918  | 21,431  | -  | -   |
| 431,121  | 4,684,265                                     | 22,873   | 70,297  | 3,406  | 9,685   | 20   | 142   |
| 600,376  | 4,251,901                                     | 18,040   | 78,538  | 535  | 1,897   | 295  | 2,087   |
| 300,436  | 2,312,671                                     | 17,914   | 62,794  | 2,290  | 7,919   | -  | -   |
| 568,773  | 4,448,278                                     | 8,124  | 25,220  | 4,782  | 18,478  | -  | -   |
| 418,852  | 3,073,025                                     | 19,097   | 101,948                                       | 108  | 303   | -  | -   |
| 492,557  | 3,224,460                                     | 9,065  | 30,606  | 3,333  | 12,773  | 22,068   | 99,558  |
| 460,429  | 4,063,980                                     | 18,697   | 77,511  | -  | -   | 215  | 981   |
| 344,488  | 2,920,338                                     | 25,436   | 94,637  | 11,418   | 47,226  | -  | -   |
| -25.18   | -28.14  | 36.04  | 22.09   | --   | --  | -100.00  | -100.00                                       |
| -19.32   | -39.12  | -3.08  | -14.88  | 209.93   | 300.19  | --   | --  |

Source : Construction and Planning Agency, MOI.

表72. 核發建築物使用執照－按區域別及構造別分

| 區域別<br>Locality  | 總計<br>Grand-Total                                      |   | 鋼骨鋼筋混凝土構造<br>Steel Frame & Reinforced Concrete         |   | 混凝土構造<br>(含鋼筋混凝土構造)<br>Reinforced Concrete             |   |
|--|--|---|--|---|--|---|
|  | 總樓地板面積<br>(平方公尺)<br>Total Floor Area (m <sup>2</sup> ) | 工程造價<br>(千元)<br>Construction Cost (NT\$1,000) | 總樓地板面積<br>(平方公尺)<br>Total Floor Area (m <sup>2</sup> ) | 工程造價<br>(千元)<br>Construction Cost (NT\$1,000) | 總樓地板面積<br>(平方公尺)<br>Total Floor Area (m <sup>2</sup> ) | 工程造價<br>(千元)<br>Construction Cost (NT\$1,000) |
| 一〇一一年十月<br>Oct., 2022                                      | 2,590,771  | 23,692,724                                    | 106,944  | 647,161                                       | 2,102,485  | 19,983,362                                    |
| 新北市 New Taipei City  | 212,192  | 2,666,475                                     | 329  | 4,553   | 197,136  | 2,432,685                                     |
| 臺北市 Taipei City  | 71,872   | 1,128,644                                     | —  | —   | 39,413   | 419,759                                       |
| 桃園市 Taoyuan City   | 436,097  | 5,250,232                                     | —  | —   | 355,947  | 4,452,536                                     |
| 臺中市 Taichung City  | 537,309  | 5,761,574                                     | 43,286   | 289,489                                       | 474,129  | 5,336,475                                     |
| 臺南市 Tainan City  | 190,836  | 1,331,990                                     | —  | —   | 163,505  | 1,175,517                                     |
| 高雄市 Kaohsiung City   | 290,476  | 2,289,629                                     | 301  | 1,721   | 258,778  | 2,105,104                                     |
| 臺灣省 Taiwan Prov.   | 823,764  | 5,120,999                                     | 44,011   | 244,906                                       | 604,832  | 4,026,770                                     |
| 宜蘭縣 Yilan C.   | 59,346   | 351,858                                       | 9,818  | 57,225  | 45,282   | 268,167                                       |
| 新竹縣 Hsinchu C.   | 133,918  | 975,522                                       | —  | —   | 113,725  | 882,390                                       |
| 苗栗縣 Miaoli C.  | 53,943   | 290,917                                       | —  | —   | 49,065   | 268,154                                       |
| 彰化縣 Changhua C.  | 94,878   | 516,783                                       | 31,534   | 173,297                                       | 52,933   | 299,968                                       |
| 南投縣 Nantou C.  | 55,766   | 319,115                                       | —  | —   | 25,831   | 157,128                                       |
| 雲林縣 Yunlin C.  | 94,975   | 497,635                                       | 2,179  | 11,984  | 43,548   | 257,834                                       |
| 嘉義縣 Chiayi C.  | 43,404   | 237,595                                       | —  | —   | 37,876   | 213,499                                       |
| 屏東縣 Pingtung C.  | 116,952  | 711,604                                       | 480  | 2,400   | 77,865   | 518,223                                       |
| 臺東縣 Taitung C.   | 16,440   | 85,601  | —  | —   | 15,441   | 81,054  |
| 花蓮縣 Hualien C.   | 20,205   | 108,492                                       | —  | —   | 12,200   | 69,903  |
| 澎湖縣 Penghu C.  | 6,416  | 32,028  | —  | —   | 5,815  | 29,086  |
| 基隆市 Keelung City   | 42,334   | 366,320                                       | —  | —   | 42,334   | 366,320                                       |
| 新竹市 Hsinchu City   | 57,092   | 461,824                                       | —  | —   | 57,092   | 461,824                                       |
| 嘉義市 Chiayi City  | 28,095   | 165,705                                       | —  | —   | 25,825   | 153,220                                       |
| 福建省 Fuchien Prov.  | 8,795  | 34,543  | —  | —   | 8,649  | 33,990  |
| 金門縣 Kinmen C.  | 8,795  | 34,543  | —  | —   | 8,649  | 33,990  |
| 連江縣 Lienchiang C.  | —  | —   | —  | —   | —  | —   |
| 國家公園管理處 N.P.Adm.   | 96   | 526   | —  | —   | 96   | 526   |
| 其他內政部<br>指定特設主<br>管建築機關<br>Other<br>M.O.I.<br>Const. Orgs. | 19,334   | 108,112                                       | 19,017   | 106,492                                       | —  | —   |

資料來源：本部營建署。

TABLE 72. ISSUED BUILDING USAGE LICENSE  
- BY LOCALITY AND MATERIAL

| 鋼構造<br>Steel   |   | 磚構造<br>Brick   |   | 木構造<br>Wooden  |   | 其他<br>Others   |   |
|--|---|--|---|--|---|--|---|
| 總樓地板面積<br>(平方公尺)<br>Total Floor Area (m <sup>2</sup> ) | 工程造價<br>(千元)<br>Construction Cost (NT\$1,000) | 總樓地板面積<br>(平方公尺)<br>Total Floor Area (m <sup>2</sup> ) | 工程造價<br>(千元)<br>Construction Cost (NT\$1,000) | 總樓地板面積<br>(平方公尺)<br>Total Floor Area (m <sup>2</sup> ) | 工程造價<br>(千元)<br>Construction Cost (NT\$1,000) | 總樓地板面積<br>(平方公尺)<br>Total Floor Area (m <sup>2</sup> ) | 工程造價<br>(千元)<br>Construction Cost (NT\$1,000) |
| 344,488  | 2,920,338                                     | 25,436   | 94,637  | 11,418   | 47,226  | —  | —   |
| 13,633   | 221,556                                       | 1,094  | 7,681   | —  | —   | —  | —   |
| 32,459   | 708,885                                       | —  | —   | —  | —   | —  | —   |
| 80,127   | 797,571                                       | 23   | 125   | —  | —   | —  | —   |
| 19,894   | 135,610                                       | —  | —   | —  | —   | —  | —   |
| 25,819   | 150,608                                       | 485  | 2,650   | 1,027  | 3,215   | —  | —   |
| 31,099   | 182,384                                       | 298  | 420   | —  | —   | —  | —   |
| 140,994  | 721,551                                       | 23,536   | 83,761  | 10,391   | 44,011  | —  | —   |
| 4,246  | 26,466  | —  | —   | —  | —   | —  | —   |
| 20,193   | 93,132  | —  | —   | —  | —   | —  | —   |
| 4,855  | 22,674  | 23   | 89  | —  | —   | —  | —   |
| 43   | 202   | 2,079  | 5,820   | 8,289  | 37,496  | —  | —   |
| 29,935   | 161,987                                       | —  | —   | —  | —   | —  | —   |
| 30,213   | 157,395                                       | 19,035   | 70,422  | —  | —   | —  | —   |
| 3,426  | 17,581  | —  | —   | 2,102  | 6,515   | —  | —   |
| 36,436   | 184,462                                       | 2,171  | 6,519   | —  | —   | —  | —   |
| 826  | 3,851   | 173  | 696   | —  | —   | —  | —   |
| 8,005  | 38,589  | —  | —   | —  | —   | —  | —   |
| 546  | 2,727   | 55   | 215   | —  | —   | —  | —   |
| —  | —   | —  | —   | —  | —   | —  | —   |
| —  | —   | —  | —   | —  | —   | —  | —   |
| 2,270  | 12,485  | —  | —   | —  | —   | —  | —   |
| 146  | 553   | —  | —   | —  | —   | —  | —   |
| 146  | 553   | —  | —   | —  | —   | —  | —   |
| —  | —   | —  | —   | —  | —   | —  | —   |
| —  | —   | —  | —   | —  | —   | —  | —   |
| 317  | 1,620   | —  | —   | —  | —   | —  | —   |

Source :Construction and Planning Agency, MOI.

表73. 核發建築物使用執照－按高度別分

TABLE 73. ISSUED BUILDING USAGE LICENSE - BY HEIGHT

| 年 (月) 別<br>Year (Month)          | 總計<br>Grand Total |  | 7公尺以下<br>7m & Under 7m |  | 超過7至15公尺<br>Over 7 Up to 15m |  |
|----------------------------------|-------------------|--|------------------------|--|------------------------------|--|
|                                  | 件數<br>Cases       | 總樓地板面積<br>(平方公尺)<br>Total Floor Area (m <sup>2</sup> ) | 件數<br>Cases            | 總樓地板面積<br>(平方公尺)<br>Total Floor Area (m <sup>2</sup> ) | 件數<br>Cases                  | 總樓地板面積<br>(平方公尺)<br>Total Floor Area (m <sup>2</sup> ) |
| 一〇二年 2013                        | 28,014            | 28,771,809   | 4,158                  | 1,525,591  | 20,074                       | 8,186,070  |
| 一〇三年 2014                        | 28,806            | 31,718,120   | 3,825                  | 1,756,431  | 21,089                       | 8,835,498  |
| 一〇四年 2015                        | 28,837            | 32,868,462   | 3,721                  | 1,700,229  | 21,130                       | 8,883,453  |
| 一〇五年 2016                        | 23,552            | 29,988,350   | 3,355                  | 1,274,448  | 16,716                       | 7,219,449  |
| 一〇六年 2017                        | 22,506            | 28,818,031   | 3,066                  | 1,475,856  | 16,312                       | 6,719,046  |
| 一〇七年 2018                        | 22,860            | 28,366,008   | 3,669                  | 1,878,532  | 16,185                       | 7,292,444  |
| 一〇八年 2019                        | 22,026            | 26,488,606   | 3,359                  | 1,785,043  | 15,701                       | 6,958,485  |
| 一〇九年 2020                        | 22,370            | 28,247,176   | 3,351                  | 1,622,719  | 16,007                       | 7,196,243  |
| 一一〇年 2021                        | 22,486            | 28,022,718   | 3,329                  | 1,710,650  | 16,222                       | 7,382,312  |
| 十月 Oct.                          | 1,790             | 2,478,934  | 259                    | 120,459  | 1,236                        | 651,468  |
| 十一月 Nov.                         | 1,876             | 2,465,151  | 289                    | 196,622  | 1,307                        | 742,159  |
| 十二月 Dec.                         | 2,224             | 2,576,731  | 317                    | 214,772  | 1,628                        | 709,811  |
| <b>一一一年 2022</b>                 | <b>17,341</b>     | <b>22,881,613</b>                                      | <b>2,591</b>           | <b>1,433,946</b>                                       | <b>12,213</b>                | <b>5,604,829</b>                                       |
| 一月 Jan.                          | 2,237             | 2,557,539  | 327                    | 188,830  | 1,607                        | 775,431  |
| 二月 Feb.                          | 1,010             | 1,154,088  | 177                    | 91,076   | 735                          | 335,960  |
| 三月 Mar.                          | 1,869             | 2,517,191  | 269                    | 142,499  | 1,293                        | 561,467  |
| 四月 Apr.                          | 1,540             | 2,394,036  | 269                    | 159,625  | 1,057                        | 496,516  |
| 五月 May                           | 1,669             | 1,955,039  | 276                    | 175,137  | 1,172                        | 534,183  |
| 六月 June                          | 1,733             | 2,331,833  | 250                    | 111,636  | 1,210                        | 627,075  |
| 七月 July                          | 1,699             | 2,176,602  | 263                    | 121,506  | 1,182                        | 528,111  |
| 八月 Aug.                          | 1,951             | 2,669,820  | 262                    | 160,191  | 1,390                        | 610,770  |
| 九月 Sept.                         | 1,752             | 2,554,028  | 240                    | 128,608  | 1,242                        | 557,065  |
| 十月 Oct.                          | 1,881             | 2,571,437  | 258                    | 154,838  | 1,325                        | 578,251  |
| 較上月增減(%)<br>VS. with Last Month  | 7.36              | 0.68   | 7.50                   | 20.40  | 6.68                         | 3.80   |
| 較上年同月增減(%)<br>VS. with Last Year | 5.08              | 3.73   | -0.39                  | 28.54  | 7.20                         | -11.24   |

資料來源：本部營建署。

| 超過15至30公尺<br>Over 15 Up to 30m |  | 超過30至45公尺<br>Over 30 Up to 45m |  | 超過45至60公尺<br>Over 45 Up to 60m |  | 超過60公尺<br>Over 60m |  |
|--------------------------------|--|--------------------------------|--|--------------------------------|--|--------------------|--|
| 件數<br>Cases                    | 總樓地板面積<br>(平方公尺)<br>Total Floor Area (m <sup>2</sup> ) | 件數<br>Cases                    | 總樓地板面積<br>(平方公尺)<br>Total Floor Area (m <sup>2</sup> ) | 件數<br>Cases                    | 總樓地板面積<br>(平方公尺)<br>Total Floor Area (m <sup>2</sup> ) | 件數<br>Cases        | 總樓地板面積<br>(平方公尺)<br>Total Floor Area (m <sup>2</sup> ) |
| 3,108                          | 6,359,112  | 276                            | 3,092,256  | 275                            | 5,173,829  | 123                | 4,434,951  |
| 3,170                          | 6,181,924  | 293                            | 3,786,936  | 285                            | 5,215,868  | 144                | 5,941,463  |
| 3,193                          | 7,550,258  | 334                            | 3,850,700  | 315                            | 5,573,838  | 144                | 5,309,984  |
| 2,710                          | 6,589,003  | 325                            | 3,703,041  | 298                            | 5,328,829  | 148                | 5,873,580  |
| 2,398                          | 6,080,188  | 293                            | 3,876,949  | 295                            | 5,559,666  | 142                | 5,106,326  |
| 2,337                          | 6,031,842  | 304                            | 3,640,486  | 223                            | 4,075,962  | 142                | 5,446,742  |
| 2,351                          | 5,648,305  | 276                            | 3,323,524  | 224                            | 4,215,856  | 115                | 4,557,393  |
| 2,345                          | 5,811,560  | 264                            | 3,289,149  | 293                            | 5,743,195  | 110                | 4,584,310  |
| 2,312                          | 5,999,701  | 252                            | 3,110,477  | 260                            | 5,862,432  | 111                | 3,957,146  |
| 237                            | 628,609  | 22                             | 145,407  | 27                             | 520,029  | 9                  | 412,962  |
| 225                            | 467,290  | 22                             | 219,449  | 22                             | 497,065  | 11                 | 342,566  |
| 219                            | 561,473  | 26                             | 387,373  | 24                             | 431,183  | 10                 | 272,119  |
| <b>1,977</b>                   | <b>4,867,284</b>                                       | <b>230</b>                     | <b>2,922,939</b>                                       | <b>255</b>                     | <b>5,404,208</b>                                       | <b>75</b>          | <b>2,648,407</b>                                       |
| 232                            | 494,939  | 34                             | 299,725  | 33                             | 716,289  | 4                  | 82,325   |
| 69                             | 142,908  | 9                              | 63,958   | 17                             | 395,150  | 3                  | 125,036  |
| 243                            | 585,700  | 21                             | 171,115  | 30                             | 664,996  | 13                 | 391,414  |
| 163                            | 499,142  | 17                             | 276,848  | 25                             | 713,904  | 9                  | 248,001  |
| 179                            | 382,193  | 19                             | 292,502  | 18                             | 390,828  | 5                  | 180,196  |
| 222                            | 565,506  | 20                             | 357,223  | 25                             | 466,791  | 6                  | 203,602  |
| 200                            | 551,555  | 25                             | 310,382  | 19                             | 277,876  | 10                 | 387,172  |
| 240                            | 643,719  | 26                             | 483,597  | 25                             | 367,642  | 8                  | 403,901  |
| 206                            | 507,460  | 21                             | 334,894  | 35                             | 787,511  | 8                  | 238,490  |
| 223                            | 494,162  | 38                             | 332,695  | 28                             | 623,221  | 9                  | 388,270  |
| 8.25                           | -2.62  | 80.95                          | -0.66  | -20.00                         | -20.86   | 12.50              | 62.80  |
| -5.91                          | -21.39   | 72.73                          | 128.80   | 3.70                           | 19.84  | —                  | -5.98  |

Source : Construction and Planning Agency, MOI.

表74. 核發建築物使用執照—按層數別分

| 年(月)別<br>Year (Month)            | 總計<br>Grand Total  |  | 地上層                   |  |                        |  |
|----------------------------------|--------------------|--|-----------------------|--|------------------------|--|
|                                  |                    |  | 一至五層<br>1 - 5 Stories |  | 六至十層<br>6 - 10 Stories |  |
|                                  | 棟數(1)<br>Buildings | 總樓地板面積<br>(平方公尺)<br>Total Floor Area (m <sup>2</sup> ) | 棟數<br>Buildings       | 總樓地板面積<br>(平方公尺)<br>Total Floor Area (m <sup>2</sup> ) | 棟數<br>Buildings        | 總樓地板面積<br>(平方公尺)<br>Total Floor Area (m <sup>2</sup> ) |
| 一〇二年2013                         | 41,692             | 28,771,809   | 39,685                | 15,271,081   | 688                    | 2,614,571  |
| 一〇三年2014                         | 43,342             | 31,718,120   | 41,137                | 16,492,722   | 855                    | 2,797,441  |
| 一〇四年2015                         | 44,891             | 32,868,462   | 42,719                | 17,299,326   | 819                    | 3,516,138  |
| 一〇五年2016                         | 34,623             | 29,988,350   | 32,483                | 14,380,976   | 794                    | 3,465,261  |
| 一〇六年2017                         | 32,945             | 28,818,031   | 30,913                | 13,269,326   | 817                    | 4,348,567  |
| 一〇七年2018                         | 35,346             | 28,366,008   | 33,004                | 14,261,221   | 1,236                  | 3,774,896  |
| 一〇八年2019                         | 34,287             | 26,488,606   | 32,527                | 13,825,473   | 737                    | 3,118,056  |
| 一〇九年2020                         | 35,266             | 28,247,176   | 33,369                | 14,209,413   | 603                    | 2,804,340  |
| 一一〇年2021                         | 36,211             | 28,022,718   | 34,433                | 14,599,330   | 726                    | 4,051,586  |
| 十月Oct.                           | 3,059              | 2,478,934  | 2,840                 | 1,158,737  | 110                    | 334,262  |
| 十一月Nov.                          | 3,443              | 2,465,151  | 3,311                 | 1,323,362  | 50                     | 237,208  |
| 十二月Dec.                          | 3,452              | 2,576,731  | 3,277                 | 1,529,230  | 84                     | 284,179  |
| <b>一一一年2022</b>                  | <b>29,152</b>      | <b>23,101,237</b>                                      | <b>27,511</b>         | <b>11,750,722</b>                                      | <b>621</b>             | <b>2,918,509</b>                                       |
| 一月Jan.                           | 3,711              | 2,733,284  | 3,527                 | 1,515,617  | 61                     | 301,813  |
| 二月Feb.                           | 1,585              | 1,163,439  | 1,467                 | 570,024  | 14                     | 205,071  |
| 三月Mar.                           | 3,118              | 2,532,385  | 2,948                 | 1,171,688  | 64                     | 225,486  |
| 四月Apr.                           | 2,551              | 2,394,036  | 2,403                 | 1,214,632  | 36                     | 246,851  |
| 五月May                            | 2,832              | 1,955,039  | 2,685                 | 1,093,331  | 49                     | 214,076  |
| 六月June                           | 3,033              | 2,331,833  | 2,857                 | 1,393,066  | 78                     | 221,558  |
| 七月July                           | 3,071              | 2,176,602  | 2,911                 | 1,153,767  | 92                     | 311,562  |
| 八月Aug.                           | 3,375              | 2,669,820  | 3,211                 | 1,337,942  | 84                     | 519,229  |
| 九月Sept.                          | 2,756              | 2,554,028  | 2,598                 | 1,191,869  | 66                     | 398,791  |
| 十月Oct.                           | 3,120              | 2,590,771  | 2,904                 | 1,108,786  | 77                     | 274,072  |
| 較上月增減(%)<br>VS. with Last Month  | 13.21              | 1.44   | 11.78                 | -6.97  | 16.67                  | -31.27   |
| 較上年同月增減(%)<br>VS. with Last Year | 1.99               | 4.51   | 2.25                  | -4.31  | -30.00                 | -18.01   |

資料來源：本部營建署。

TABLE 74. ISSUED BUILDING USAGE LICENSE - BY STORY

| Over Ground               |  |                           |  |                             |  | 地下層<br>Under Ground |  |
|---------------------------|--|---------------------------|--|-----------------------------|--|---------------------|--|
| 十一至十五層<br>11 - 15 Stories |  | 十六至二十層<br>16 - 20 Stories |  | 二十一層以上<br>21 Stories & Over |  |                     |  |
| 棟數<br>Buildings           | 總樓地板面積<br>(平方公尺)<br>Total Floor Area (m <sup>2</sup> ) | 棟數<br>Buildings           | 總樓地板面積<br>(平方公尺)<br>Total Floor Area (m <sup>2</sup> ) | 棟數<br>Buildings             | 總樓地板面積<br>(平方公尺)<br>Total Floor Area (m <sup>2</sup> ) | 棟數<br>Buildings     | 總樓地板面積<br>(平方公尺)<br>Total Floor Area (m <sup>2</sup> ) |
| 1,012                     | 6,455,982  | 145                       | 1,463,234  | 160                         | 2,965,909  | 2                   | 1,032  |
| 1,004                     | 6,104,536  | 124                       | 1,738,964  | 221                         | 4,584,343  | 1                   | 114  |
| 1,024                     | 6,426,669  | 120                       | 1,596,401  | 205                         | 4,019,423  | 4                   | 10,505   |
| 925                       | 6,017,513  | 124                       | 1,368,854  | 295                         | 4,754,407  | 2                   | 1,339  |
| 892                       | 6,254,638  | 110                       | 1,428,037  | 212                         | 3,517,342  | 1                   | 121  |
| 758                       | 4,612,255  | 108                       | 1,388,597  | 240                         | 4,329,039  | —                   | —  |
| 741                       | 5,087,985  | 104                       | 1,165,185  | 178                         | 3,291,907  | —                   | —  |
| 1,048                     | 6,817,204  | 64                        | 1,226,519  | 182                         | 3,189,700  | —                   | —  |
| 785                       | 5,463,815  | 87                        | 1,200,719  | 180                         | 2,707,268  | —                   | —  |
| 94                        | 572,973  | 3                         | 50,081   | 12                          | 362,881  | —                   | —  |
| 62                        | 542,798  | 6                         | 72,829   | 14                          | 288,954  | —                   | —  |
| 76                        | 513,688  | 12                        | 163,743  | 3                           | 85,891   | —                   | —  |
| <b>809</b>                | <b>5,660,404</b>                                       | <b>87</b>                 | <b>1,104,047</b>                                       | <b>124</b>                  | <b>1,667,555</b>                                       | —                   | —  |
| 114                       | 833,529  | 7                         | 37,310   | 2                           | 45,015   | —                   | —  |
| 89                        | 250,884  | 5                         | 27,371   | 10                          | 110,089  | —                   | —  |
| 77                        | 709,451  | 12                        | 223,884  | 17                          | 201,876  | —                   | —  |
| 99                        | 670,439  | 7                         | 99,631   | 6                           | 162,483  | —                   | —  |
| 69                        | 448,648  | 14                        | 58,364   | 15                          | 140,620  | —                   | —  |
| 76                        | 541,259  | 3                         | 46,762   | 19                          | 129,188  | —                   | —  |
| 43                        | 309,314  | 5                         | 77,223   | 20                          | 324,736  | —                   | —  |
| 56                        | 451,068  | 19                        | 283,868  | 5                           | 77,713   | —                   | —  |
| 68                        | 593,052  | 13                        | 218,229  | 11                          | 152,087  | —                   | —  |
| 118                       | 852,760  | 2                         | 31,405   | 19                          | 323,748  | —                   | —  |
| 73.53                     | 43.79  | -84.62                    | -85.61   | 72.73                       | 112.87   | --                  | --   |
| 25.53                     | 48.83  | -33.33                    | -37.29   | 58.33                       | -10.78   | --                  | --   |

Source : Construction and Planning Agency, MOI.

表75. 核發建築物使用執照－按使用分區別分

| 年(月)別<br>Year (Month)            | 總計<br>Grand Total                                    |   |   | 都市計畫<br>Urban Planning Zone                               |   |   |
|----------------------------------|--|---|---|---|---|---|
|                                  | 基地面積<br>(平方公尺)<br>Basement<br>Area (m <sup>2</sup> ) | 地面層面積<br>(平方公尺)<br>Ground Floor<br>Area (m <sup>2</sup> ) | 總樓地板面積<br>(平方公尺)<br>Total Floor<br>Area (m <sup>2</sup> ) | 住宅區<br>Residential  | 商業區<br>Commercial   | 工業區<br>Industrial   |
|                                  |  |   |   | 總樓地板面積<br>(平方公尺)<br>Total Floor<br>Area (m <sup>2</sup> ) | 總樓地板面積<br>(平方公尺)<br>Total Floor<br>Area (m <sup>2</sup> ) | 總樓地板面積<br>(平方公尺)<br>Total Floor<br>Area (m <sup>2</sup> ) |
| 一〇二年 2013                        | 261,704,887  | 7,741,929   | 28,771,809  | 13,360,002  | 3,336,111   | 2,877,884   |
| 一〇三年 2014                        | 198,368,012  | 8,250,513   | 31,718,120  | 13,226,688  | 4,575,372   | 3,210,638   |
| 一〇四年 2015                        | 245,250,928  | 8,667,344   | 32,868,462  | 13,653,688  | 4,556,204   | 2,562,093   |
| 一〇五年 2016                        | 191,540,751  | 7,408,426   | 29,988,350  | 13,253,062  | 4,022,272   | 2,850,964   |
| 一〇六年 2017                        | 139,047,455  | 7,198,597   | 28,818,031  | 11,508,416  | 3,638,231   | 3,734,572   |
| 一〇七年 2018                        | 200,592,982  | 7,579,216   | 28,366,008  | 12,081,309  | 3,604,662   | 2,449,206   |
| 一〇八年 2019                        | 194,636,565  | 7,339,131   | 26,488,606  | 10,869,545  | 2,877,253   | 2,829,258   |
| 一〇九年 2020                        | 181,160,120  | 7,357,407   | 28,247,176  | 11,221,238  | 3,711,620   | 3,067,012   |
| 一一〇年 2021                        | 152,516,711  | 7,664,826   | 28,022,718  | 11,254,720  | 3,026,490   | 3,150,864   |
| 十月 Oct.                          | 6,909,093  | 632,290   | 2,478,934   | 1,114,816   | 492,538   | 183,655   |
| 十一月 Nov.                         | 24,416,533   | 712,867   | 2,465,151   | 1,041,942   | 321,742   | 211,665   |
| 十二月 Dec.                         | 7,117,573  | 753,947   | 2,576,731   | 1,101,458   | 116,435   | 220,130   |
| <b>一一一年 2022</b>                 | <b>151,818,933</b>                                   | <b>6,104,581</b>  | <b>23,101,237</b>   | <b>10,249,264</b>   | <b>2,206,272</b>  | <b>1,759,192</b>  |
| 一月 Jan.                          | 21,887,151   | 757,553   | 2,733,284   | 1,350,721   | 75,386  | 248,880   |
| 二月 Feb.                          | 3,622,224  | 313,416   | 1,163,439   | 469,679   | 299,425   | 82,806  |
| 三月 Mar.                          | 4,881,163  | 621,066   | 2,532,385   | 1,230,367   | 360,691   | 137,961   |
| 四月 Apr.                          | 34,717,803   | 567,279   | 2,394,036   | 906,317   | 167,064   | 385,864   |
| 五月 May                           | 8,391,410  | 553,389   | 1,955,039   | 957,122   | 105,968   | 62,953  |
| 六月 June                          | 14,255,224   | 703,244   | 2,331,833   | 953,260   | 144,068   | 190,024   |
| 七月 July                          | 13,115,383   | 544,809   | 2,176,602   | 1,002,891   | 142,018   | 179,448   |
| 八月 Aug.                          | 15,025,884   | 738,758   | 2,669,820   | 972,520   | 296,986   | 173,822   |
| 九月 Sept.                         | 20,722,271   | 665,312   | 2,554,028   | 1,100,898   | 243,410   | 216,750   |
| 十月 Oct.                          | 15,200,420   | 639,755   | 2,590,771   | 1,305,489   | 371,256   | 80,684  |
| 較上月增減(%)<br>VS. with Last Month  | -26.65   | -3.84   | 1.44  | 18.58   | 52.52   | -62.78  |
| 較上年同月增減(%)<br>VS. with Last Year | 120.01   | 1.18  | 4.51  | 17.10   | -24.62  | -56.07  |

資料來源：本部營建署。

TABLE 75. ISSUED BUILDING USAGE LICENSE - BY LANDUSE ZONES

| 區域內 Urban Planning Zone                                   |   |   |   |   |   |   | 都市計畫區域外 Non - Urban |  |
|---|---|---|---|---|---|---|---------------------|--|
| 行政區<br>Administration                                     | 文教區<br>Education<br>& Culture                             | 風景區<br>Distinct<br>Landscape                              | 農業區<br>Agricultural                                       | 其他<br>Others  | 住宅<br>Residential   | 非住宅<br>Others   |                     |  |
| 總樓地板面積<br>(平方公尺)<br>Total Floor<br>Area (m <sup>2</sup> ) | 總樓地板面積<br>(平方公尺)<br>Total Floor<br>Area (m <sup>2</sup> ) | 總樓地板面積<br>(平方公尺)<br>Total Floor<br>Area (m <sup>2</sup> ) | 總樓地板面積<br>(平方公尺)<br>Total Floor<br>Area (m <sup>2</sup> ) | 總樓地板面積<br>(平方公尺)<br>Total Floor<br>Area (m <sup>2</sup> ) | 總樓地板面積<br>(平方公尺)<br>Total Floor<br>Area (m <sup>2</sup> ) | 總樓地板面積<br>(平方公尺)<br>Total Floor<br>Area (m <sup>2</sup> ) |                     |  |
| 226,179   | 865,691   | 25,567  | 1,334,916   | 3,063,757   | 374,719   | 3,306,983   |                     |  |
| 499,454   | 724,265   | 32,661  | 1,438,490   | 4,119,317   | 575,720   | 3,315,515   |                     |  |
| 752,619   | 863,403   | 42,445  | 1,626,675   | 4,412,233   | 630,999   | 3,768,103   |                     |  |
| 334,169   | 588,550   | 22,289  | 1,604,805   | 3,333,178   | 609,477   | 3,369,584   |                     |  |
| 334,489   | 836,633   | 26,965  | 1,663,521   | 3,351,923   | 703,012   | 3,020,269   |                     |  |
| 504,852   | 985,235   | 46,196  | 1,505,013   | 3,183,614   | 758,611   | 3,247,310   |                     |  |
| 319,117   | 545,217   | 15,903  | 1,682,518   | 3,497,090   | 763,505   | 3,089,200   |                     |  |
| 605,304   | 912,218   | 15,465  | 1,484,475   | 3,710,222   | 861,358   | 2,658,264   |                     |  |
| 204,228   | 885,208   | 23,953  | 1,458,447   | 4,109,555   | 831,817   | 3,077,436   |                     |  |
| 23,258  | 54,992  | —   | 134,827   | 175,670   | 59,204  | 239,974   |                     |  |
| 14,340  | 27,365  | 1,318   | 154,859   | 300,066   | 100,029   | 291,825   |                     |  |
| 14,955  | 55,735  | 7,506   | 131,777   | 406,907   | 79,870  | 441,958   |                     |  |
| <b>262,277</b>  | <b>546,119</b>  | <b>8,037</b>  | <b>1,244,901</b>  | <b>3,485,045</b>  | <b>692,797</b>  | <b>2,647,333</b>  |                     |  |
| 49,236  | 36,025  | 3,023   | 180,156   | 427,482   | 71,790  | 290,585   |                     |  |
| 5,172   | 15,904  | 143   | 44,152  | 71,016  | 21,927  | 153,215   |                     |  |
| 19,061  | 109,482   | 168   | 98,545  | 254,922   | 56,832  | 264,356   |                     |  |
| 75,366  | 28,426  | 474   | 134,811   | 307,066   | 67,523  | 321,125   |                     |  |
| 23,010  | 78,979  | 2,117   | 55,442  | 365,536   | 58,078  | 245,834   |                     |  |
| 13,043  | 55,399  | —   | 150,001   | 452,084   | 65,296  | 308,658   |                     |  |
| 42,128  | 25,247  | 912   | 118,450   | 302,730   | 94,871  | 267,907   |                     |  |
| 11,461  | 121,142   | 254   | 173,867   | 574,617   | 81,030  | 264,121   |                     |  |
| 16,477  | 38,388  | 516   | 167,953   | 437,328   | 82,505  | 249,803   |                     |  |
| 7,323   | 37,127  | 430   | 121,524   | 292,264   | 92,945  | 281,729   |                     |  |
| -55.56  | -3.28   | -16.67  | -27.64  | -33.17  | 12.65   | 12.78   |                     |  |
| -68.51  | -32.49  | --  | -9.87   | 66.37   | 56.99   | 17.40   |                     |  |

Source : Construction and Planning Agency, MOI.

表76. 建築物開工統計—按月別及用途別分

| 年 (月) 別<br>Year (Month)          | 總計<br>Grand Total  |  | 住宿類(H類)<br>Residential |                |  |
|----------------------------------|--------------------|--|------------------------|----------------|--|
|                                  |                    |  | 住宅(H-2)<br>Residential |                |  |
|                                  | 總件數<br>Total Cases | 總樓地板面積<br>(平方公尺)<br>Total Floor Area (m <sup>2</sup> ) | 件數<br>Cases            | 宅數<br>Houses   | 總樓地板面積<br>(平方公尺)<br>Total Floor Area (m <sup>2</sup> ) |
| 一〇二年 2013                        | 26,344             | 28,690,344   | 21,670                 | 95,592         | 18,314,570   |
| 一〇三年 2014                        | 24,497             | 31,344,905   | 19,727                 | 105,365        | 19,093,409   |
| 一〇四年 2015                        | 20,444             | 25,354,769   | 16,292                 | 84,032         | 14,547,923   |
| 一〇五年 2016                        | 17,733             | 20,816,441   | 13,573                 | 68,996         | 11,713,048   |
| 一〇六年 2017                        | 18,659             | 23,223,703   | 14,435                 | 76,070         | 12,625,635   |
| 一〇七年 2018                        | 18,469             | 26,262,066   | 14,587                 | 102,222        | 15,625,572   |
| 一〇八年 2019                        | 17,519             | 27,843,010   | 13,990                 | 116,521        | 17,232,440   |
| 一〇九年 2020                        | 18,523             | 32,403,233   | 14,466                 | 134,315        | 19,204,159   |
| 一一〇年 2021                        | 17,077             | 30,499,556   | 13,321                 | 130,822        | 18,790,635   |
| 十月 Oct.                          | 1,638              | 3,390,746  | 1,321                  | 14,460         | 2,067,449  |
| 十一月 Nov.                         | 1,575              | 2,709,914  | 1,242                  | 12,632         | 1,742,584  |
| 十二月 Dec.                         | 1,636              | 2,911,083  | 1,284                  | 12,653         | 1,852,922  |
| <b>一一一年 2022</b>                 | <b>13,531</b>      | <b>29,664,956</b>                                      | <b>10,371</b>          | <b>122,567</b> | <b>17,480,929</b>                                      |
| 一月 Jan.                          | 1,138              | 2,464,073  | 880                    | 11,255         | 1,587,240  |
| 二月 Feb.                          | 1,085              | 1,594,491  | 856                    | 7,023          | 1,054,696  |
| 三月 Mar.                          | 1,690              | 4,134,323  | 1,292                  | 15,165         | 2,230,433  |
| 四月 Apr.                          | 1,308              | 3,875,750  | 961                    | 11,436         | 1,639,590  |
| 五月 May                           | 1,570              | 3,608,998  | 1,195                  | 16,855         | 2,331,462  |
| 六月 June                          | 1,170              | 2,383,709  | 919                    | 12,041         | 1,698,635  |
| 七月 July                          | 1,311              | 2,619,388  | 1,019                  | 11,527         | 1,641,299  |
| 八月 Aug.                          | 1,316              | 2,894,586  | 1,012                  | 11,912         | 1,646,005  |
| 九月 Sept.                         | 1,538              | 2,917,289  | 1,198                  | 12,488         | 1,837,173  |
| 十月 Oct.                          | 1,405              | 3,172,349  | 1,039                  | 12,865         | 1,814,396  |
| 較上月增減(%)<br>VS. with Last Month  | -8.65              | 8.74   | -13.27                 | 3.02           | -1.24  |
| 較上年同月增減(%)<br>VS. with Last Year | -14.22             | -6.44  | -21.35                 | -11.03         | -12.24   |

資料來源：本部營建署。

說明：1.用途別依「建築物使用類組及變更使用辦法」分類。

2.自107年2月其他類再細分「農業設施」，其107年累計資料係自2月起至統計期之值。

TABLE 76. CONSTRUCTION COMMENCEMENT  
- BY MONTH AND USE

| Lodging                      |  | 商業類(B類)<br>Commerce |  | 工業、倉儲類<br>(C類)<br>Industry, Storage |  | 辦公、服務類(G類)<br>Business, Service |  |
|------------------------------|--|---------------------|--|-------------------------------------|--|---------------------------------|--|
| 宿舍安養(H-1)<br>Dormitory, Care |  |                     |  |                                     |  |                                 |  |
| 件數<br>Cases                  | 總樓地板面積<br>(平方公尺)<br>Total Floor Area (m <sup>2</sup> ) | 件數<br>Cases         | 總樓地板面積<br>(平方公尺)<br>Total Floor Area (m <sup>2</sup> ) | 件數<br>Cases                         | 總樓地板面積<br>(平方公尺)<br>Total Floor Area (m <sup>2</sup> ) | 件數<br>Cases                     | 總樓地板面積<br>(平方公尺)<br>Total Floor Area (m <sup>2</sup> ) |
| 58                           | 194,003  | 133                 | 882,369  | 1,445                               | 4,346,056  | 989                             | 1,339,710  |
| 42                           | 165,043  | 161                 | 2,064,137  | 1,615                               | 4,658,980  | 928                             | 1,871,930  |
| 40                           | 176,424  | 125                 | 947,956  | 1,387                               | 5,098,463  | 811                             | 1,264,210  |
| 41                           | 268,895  | 113                 | 707,634  | 1,390                               | 4,173,110  | 845                             | 1,182,748  |
| 56                           | 128,760  | 144                 | 1,254,924  | 1,542                               | 5,032,519  | 818                             | 1,124,646  |
| 44                           | 226,222  | 135                 | 734,535  | 1,491                               | 5,238,465  | 792                             | 1,627,268  |
| 41                           | 124,715  | 86                  | 640,690  | 1,414                               | 5,152,099  | 774                             | 1,965,651  |
| 56                           | 169,233  | 104                 | 1,195,622  | 1,560                               | 7,361,123  | 870                             | 1,938,746  |
| 43                           | 124,311  | 111                 | 743,959  | 1,468                               | 5,651,545  | 773                             | 1,550,782  |
| 4                            | 16,096   | 15                  | 233,634  | 127                                 | 518,325  | 67                              | 193,491  |
| 3                            | 4,731  | 8                   | 16,322   | 110                                 | 445,498  | 94                              | 232,083  |
| 4                            | 10,275   | 10                  | 50,447   | 161                                 | 532,322  | 69                              | 259,517  |
| <b>39</b>                    | <b>62,297</b>  | <b>78</b>           | <b>1,226,671</b>                                       | <b>1,108</b>                        | <b>4,505,395</b>                                       | <b>738</b>                      | <b>3,068,242</b>                                       |
| 4                            | 8,341  | 10                  | 88,573   | 105                                 | 476,883  | 51                              | 44,730   |
| 3                            | 3,001  | 6                   | 3,434  | 60                                  | 212,826  | 70                              | 33,204   |
| 4                            | 9,512  | 10                  | 525,844  | 149                                 | 502,890  | 83                              | 524,816  |
| 6                            | 5,306  | 3                   | 40,813   | 131                                 | 732,569  | 88                              | 1,115,804  |
| 2                            | 1,144  | 5                   | 16,783   | 136                                 | 464,926  | 77                              | 374,419  |
| 4                            | 5,826  | 3                   | 25,859   | 86                                  | 298,501  | 67                              | 69,988   |
| 3                            | 8,121  | 8                   | 8,417  | 99                                  | 341,549  | 65                              | 245,148  |
| 5                            | 5,800  | 12                  | 166,579  | 107                                 | 648,509  | 81                              | 256,849  |
| 3                            | 3,308  | 9                   | 327,440  | 116                                 | 364,179  | 64                              | 78,641   |
| 5                            | 11,938   | 12                  | 22,929   | 119                                 | 462,563  | 92                              | 324,643  |
| 66.67                        | 260.88   | 33.33               | -93.00   | 2.59                                | 27.02  | 43.75                           | 312.82   |
| 25.00                        | -25.83   | -20.00              | -90.19   | -6.30                               | -10.76   | 37.31                           | 67.78  |

Source : Construction and Planning Agency, MOI.

Note : 1.The figures are classified according to Architecture Usage Classification and Change Usage regulation.  
2.The item of others is subdivided into "Agricultural facility" since February, 2018; accumulated value of "Agricultural facility" calculates from February to the statistical.



表76. 建築物開工統計—按月別及用途別分(續)

| 年 (月) 別<br>Year (Month)          | 休閒、文教類(D類)<br>Leisure, Education |   | 衛生、福利、<br>更生類(F類)<br>Health, Welfare,<br>Regeneration |   | 其 他 類<br>公共集會類(A類)<br>Assembly |   |
|----------------------------------|----------------------------------|---|---|---|--------------------------------|---|
|                                  | 件數<br>Cases                      | 總樓地板<br>面積<br>(平方公尺)<br>Total Floor<br>Area (m <sup>2</sup> ) | 件數<br>Cases   | 總樓地板<br>面積<br>(平方公尺)<br>Total Floor<br>Area (m <sup>2</sup> ) | 件數<br>Cases                    | 總樓地板<br>面積<br>(平方公尺)<br>Total Floor<br>Area (m <sup>2</sup> ) |
|                                  | 一〇二年 2013                        | 312   | 827,270   | 118   | 579,950                        | 28  |
| 一〇三年 2014                        | 286                              | 790,743   | 97  | 297,810   | 29                             | 48,050  |
| 一〇四年 2015                        | 233                              | 626,106   | 74  | 231,265   | 21                             | 163,999   |
| 一〇五年 2016                        | 256                              | 647,262   | 87  | 233,139   | 15                             | 56,496  |
| 一〇六年 2017                        | 262                              | 923,610   | 117   | 456,688   | 11                             | 30,435  |
| 一〇七年 2018                        | 331                              | 1,034,746   | 104   | 281,547   | 18                             | 128,732   |
| 一〇八年 2019                        | 353                              | 852,085   | 135   | 808,321   | 25                             | 118,556   |
| 一〇九年 2020                        | 498                              | 804,127   | 127   | 431,342   | 16                             | 48,475  |
| 一一〇年 2021                        | 354                              | 852,880   | 100   | 414,253   | 11                             | 45,551  |
| 十 月 Oct.                         | 25                               | 51,923  | 8   | 120,925   | —                              | —   |
| 十一月 Nov.                         | 33                               | 79,329  | 9   | 48,614  | —                              | —   |
| 十二月 Dec.                         | 19                               | 28,552  | 9   | 31,442  | —                              | —   |
| <b>一一一年 2022</b>                 | <b>284</b>                       | <b>580,480</b>  | <b>114</b>  | <b>762,439</b>  | <b>20</b>                      | <b>70,878</b>   |
| 一 月 Jan.                         | 24                               | 51,938  | 6   | 85,053  | 1                              | 15,218  |
| 二 月 Feb.                         | 27                               | 44,208  | 7   | 162,151   | 2                              | 1,085   |
| 三 月 Mar.                         | 44                               | 70,738  | 15  | 68,792  | 1                              | 8,200   |
| 四 月 Apr.                         | 46                               | 35,712  | 8   | 10,122  | 1                              | 1,747   |
| 五 月 May                          | 39                               | 71,727  | 17  | 50,419  | 2                              | 7,772   |
| 六 月 June                         | 18                               | 44,413  | 15  | 81,090  | 2                              | 27,016  |
| 七 月 July                         | 21                               | 106,989   | 14  | 54,324  | 3                              | 1,826   |
| 八 月 Aug.                         | 29                               | 66,247  | 9   | 24,271  | 1                              | 935   |
| 九 月 Sept.                        | 16                               | 11,929  | 11  | 19,551  | 6                              | 6,379   |
| 十 月 Oct.                         | 20                               | 76,579  | 12  | 206,666   | 1                              | 700   |
| 較上月增減(%)<br>VS. with Last Month  | 25.00                            | 541.96  | 9.09  | 957.06  | -83.33                         | -89.03  |
| 較上年同月增減(%)<br>VS. with Last Year | -20.00                           | 47.49   | 50.00   | 70.90   | --                             | --  |

TABLE 76. CONSTRUCTION COMMENCEMENT  
- BY MONTH AND USE(CONT.)

| Others                          |   |                              |   |               |   |                               |   |
|---------------------------------|---|------------------------------|---|---------------|---|-------------------------------|---|
| 宗教、殯葬類(E類)<br>Religion, Funeral |   | 危險物品類(I類)<br>Hazard Contents |   | 其他類<br>Others |   |                               |   |
| 件數<br>Cases                     | 總樓地板面積<br>(平方公尺)<br>Total Floor<br>Area (m <sup>2</sup> ) | 件數<br>Cases                  | 總樓地板面積<br>(平方公尺)<br>Total Floor<br>Area (m <sup>2</sup> ) | 件數<br>Cases   | 總樓地板面積<br>(平方公尺)<br>Total Floor<br>Area (m <sup>2</sup> ) | 農業設施<br>Agricultural facility |   |
|                                 |   |                              |   |               |   | 件數<br>Cases                   | 總樓地板面積<br>(平方公尺)<br>Total Floor<br>Area (m <sup>2</sup> ) |
| 145                             | 221,723   | 31                           | 28,509  | 1,415         | 1,933,089   | —                             | —   |
| 106                             | 136,620   | 30                           | 28,351  | 1,476         | 2,189,832   | —                             | —   |
| 93                              | 151,442   | 30                           | 17,492  | 1,338         | 2,129,489   | —                             | —   |
| 90                              | 130,548   | 29                           | 39,319  | 1,294         | 1,664,242   | —                             | —   |
| 104                             | 167,525   | 25                           | 15,437  | 1,145         | 1,463,524   | —                             | —   |
| 107                             | 172,642   | 31                           | 19,140  | 829           | 1,173,197   | 517                           | 601,733   |
| 101                             | 171,829   | 32                           | 44,561  | 568           | 732,063   | 568                           | 732,063   |
| 119                             | 234,205   | 36                           | 108,345   | 671           | 907,856   | 671                           | 907,856   |
| 115                             | 192,446   | 34                           | 40,961  | 747           | 2,092,233   | 747                           | 2,092,233   |
| 9                               | 5,370   | 2                            | 2,612   | 60            | 180,921   | 60                            | 180,921   |
| 7                               | 2,608   | 3                            | 5,532   | 66            | 132,613   | 66                            | 132,613   |
| 15                              | 12,086  | 2                            | 2,134   | 63            | 131,386   | 63                            | 131,386   |
| <b>87</b>                       | <b>209,733</b>  | <b>25</b>                    | <b>20,823</b>   | <b>667</b>    | <b>1,677,069</b>  | <b>662</b>                    | <b>1,649,268</b>  |
| 5                               | 1,789   | 3                            | 948   | 49            | 103,360   | 49                            | 103,360   |
| 8                               | 4,746   | 1                            | 120   | 45            | 75,020  | 45                            | 75,020  |
| 11                              | 49,162  | 3                            | 1,055   | 78            | 142,881   | 78                            | 142,881   |
| 8                               | 16,722  | 2                            | 1,894   | 54            | 275,471   | 54                            | 275,471   |
| 10                              | 19,199  | 2                            | 214   | 85            | 270,933   | 85                            | 270,933   |
| 7                               | 3,434   | 1                            | 31  | 48            | 128,916   | 43                            | 101,115   |
| 13                              | 68,426  | 1                            | 259   | 65            | 143,030   | 65                            | 143,030   |
| 3                               | 1,891   | 4                            | 7,437   | 53            | 70,063  | 53                            | 70,063  |
| 12                              | 22,050  | 4                            | 1,068   | 99            | 245,571   | 99                            | 245,571   |
| 10                              | 22,314  | 4                            | 7,797   | 91            | 221,824   | 91                            | 221,824   |
| -16.67                          | 1.20  | —                            | 630.06  | -8.08         | -9.67   | -8.08                         | -9.67   |
| 11.11                           | 315.53  | 100.00                       | 198.51  | 51.67         | 22.61   | 51.67                         | 22.61   |

表77. 建築物開工統計－按區域別及用途別分

| 區域別<br>Locality  | 總計<br>Grand Total  |  | 住宿類(H類)<br>Residential |              |  |
|--|--------------------|--|------------------------|--------------|--|
|  |                    |  | 住宅(H-2)                |              |  |
|  | 總件數<br>Total Cases | 總樓地板面積<br>(平方公尺)<br>Total Floor Area (m <sup>2</sup> ) | 件數<br>Cases            | 宅數<br>Houses | 總樓地板面積<br>(平方公尺)<br>Total Floor Area (m <sup>2</sup> ) |
| 一〇一一年十月<br>Oct., 2022                                      | 1,405              | 3,172,349  | 1,039                  | 12,865       | 1,814,396  |
| 新北市 New Taipei City  | 33                 | 389,346  | 17                     | 1,982        | 225,161  |
| 臺北市 Taipei City  | 25                 | 178,461  | 20                     | 972          | 145,829  |
| 桃園市 Taoyuan City   | 114                | 464,462  | 72                     | 2,135        | 298,315  |
| 臺中市 Taichung City  | 219                | 912,593  | 164                    | 3,417        | 554,891  |
| 臺南市 Tainan City  | 297                | 412,391  | 209                    | 760          | 102,468  |
| 高雄市 Kaohsiung City   | 87                 | 168,829  | 66                     | 961          | 113,349  |
| 臺灣省 Taiwan Prov.   | 609                | 588,920  | 476                    | 2,577        | 366,635  |
| 宜蘭縣 Yilan C.   | 31                 | 59,381   | 20                     | 311          | 40,873   |
| 新竹縣 Hsinchu C.   | 22                 | 15,257   | 12                     | 51           | 9,508  |
| 苗栗縣 Miaoli C.  | 33                 | 102,469  | 19                     | 601          | 85,848   |
| 彰化縣 Changhua C.  | 96                 | 69,752   | 79                     | 210          | 34,597   |
| 南投縣 Nantou C.  | 21                 | 21,618   | 14                     | 99           | 12,844   |
| 雲林縣 Yunlin C.  | 37                 | 22,512   | 31                     | 90           | 12,315   |
| 嘉義縣 Chiayi C.  | 116                | 81,045   | 99                     | 131          | 22,862   |
| 屏東縣 Pingtung C.  | 71                 | 114,456  | 52                     | 660          | 79,480   |
| 臺東縣 Taitung C.   | 36                 | 7,976  | 22                     | 22           | 4,324  |
| 花蓮縣 Hualien C.   | 66                 | 36,605   | 58                     | 194          | 28,990   |
| 澎湖縣 Penghu C.  | 45                 | 15,803   | 40                     | 45           | 7,885  |
| 基隆市 Keelung City   | 2                  | 4,259  | 2                      | 32           | 4,259  |
| 新竹市 Hsinchu City   | 15                 | 18,687   | 13                     | 90           | 15,323   |
| 嘉義市 Chiayi City  | 18                 | 19,100   | 15                     | 41           | 7,527  |
| 福建省 Fuchien Prov.  | 15                 | 7,486  | 14                     | 60           | 7,257  |
| 金門縣 Kinmen C.  | 15                 | 7,486  | 14                     | 60           | 7,257  |
| 連江縣 Lienchiang C.  | —                  | —  | —                      | —            | —  |
| 國家公園管理處 N.P.Adm.   | 1                  | 491  | 1                      | 1            | 491  |
| 其他內政部<br>指定特設主<br>管建築機關<br>Other<br>M.O.I.<br>Const. Orgs. | 5                  | 49,370   | —                      | —            | —  |

資料來源：本部營建署。

TABLE 77. CONSTRUCTION COMMENCEMENT  
- BY LOCALITY AND USE

| Lodging<br>宿舍安養(H-1)<br>Dormitory, Care |  | 商業類(B類)<br>Commerce |  | 工業、倉儲類<br>(C類)<br>Industry, Storage |  | 辦公、服務類(G類)<br>Business, Service |  |
|---|--|---------------------|--|-------------------------------------|--|---------------------------------|--|
| 件數<br>Cases                             | 總樓地板面積<br>(平方公尺)<br>Total Floor Area (m <sup>2</sup> ) | 件數<br>Cases         | 總樓地板面積<br>(平方公尺)<br>Total Floor Area (m <sup>2</sup> ) | 件數<br>Cases                         | 總樓地板面積<br>(平方公尺)<br>Total Floor Area (m <sup>2</sup> ) | 件數<br>Cases                     | 總樓地板面積<br>(平方公尺)<br>Total Floor Area (m <sup>2</sup> ) |
| 5                                       | 11,938   | 12                  | 22,929   | 119                                 | 462,563  | 92                              | 324,643  |
| —                                       | —  | 1                   | 1,056  | 8                                   | 127,310  | 4                               | 2,051  |
| —                                       | —  | —                   | —  | 1                                   | 16,382   | 2                               | 7,685  |
| —                                       | —  | —                   | —  | 30                                  | 91,970   | 7                               | 71,018   |
| 2                                       | 10,948   | 5                   | 13,019   | 16                                  | 28,414   | 21                              | 103,367  |
| 1                                       | 265  | —                   | —  | 15                                  | 42,705   | 35                              | 127,997  |
| —                                       | —  | —                   | —  | 9                                   | 34,948   | 6                               | 3,150  |
| 2                                       | 725  | 4                   | 8,379  | 38                                  | 72,387   | 16                              | 9,146  |
| —                                       | —  | —                   | —  | 5                                   | 15,789   | —                               | —  |
| —                                       | —  | —                   | —  | 4                                   | 4,897  | 2                               | 329  |
| —                                       | —  | —                   | —  | 2                                   | 1,325  | 2                               | 704  |
| 1                                       | 238  | 1                   | 745  | 13                                  | 33,420   | 1                               | 458  |
| —                                       | —  | —                   | —  | 2                                   | 1,987  | —                               | —  |
| —                                       | —  | —                   | —  | —                                   | —  | 3                               | 1,211  |
| —                                       | —  | —                   | —  | 4                                   | 7,409  | 2                               | 150  |
| —                                       | —  | —                   | —  | 3                                   | 613  | 1                               | 5,062  |
| —                                       | —  | 1                   | 546  | 1                                   | 63   | 2                               | 329  |
| —                                       | —  | —                   | —  | 3                                   | 5,901  | —                               | —  |
| 1                                       | 487  | 1                   | 5,905  | 1                                   | 983  | 2                               | 543  |
| —                                       | —  | —                   | —  | —                                   | —  | —                               | —  |
| —                                       | —  | —                   | —  | —                                   | —  | —                               | —  |
| —                                       | —  | —                   | —  | —                                   | —  | 1                               | 360  |
| —                                       | —  | 1                   | 1,183  | —                                   | —  | —                               | —  |
| —                                       | —  | —                   | —  | —                                   | —  | 1                               | 229  |
| —                                       | —  | —                   | —  | —                                   | —  | —                               | —  |
| —                                       | —  | —                   | —  | —                                   | —  | —                               | —  |
| —                                       | —  | —                   | —  | —                                   | —  | —                               | —  |
| —                                       | —  | 2                   | 475  | 2                                   | 48,447   | —                               | —  |

Source : Construction and Planning Agency, MOI.

表77. 建築物開工統計－按區域別及用途別分(續)

| 區域別<br>Locality   | 休閒、文教類(D類)<br>Leisure, Education |   | 衛生、福利、<br>更生類(F類)<br>Health, Welfare,<br>Regeneration |   | 公共集會類(A類)<br>Assembly |   |
|---|----------------------------------|---|---|---|-----------------------|---|
|   | 件數<br>Cases                      | 總樓地板<br>面積<br>(平方公尺)<br>Total Floor<br>Area (m <sup>2</sup> ) | 件數<br>Cases   | 總樓地板<br>面積<br>(平方公尺)<br>Total Floor<br>Area (m <sup>2</sup> ) | 件數<br>Cases           | 總樓地板<br>面積<br>(平方公尺)<br>Total Floor<br>Area (m <sup>2</sup> ) |
| 一一年十月<br>Oct., 2022                                     | 20                               | 76,579  | 12  | 206,666   | 1                     | 700   |
| 新北市 New Taipei City                                     | 2                                | 32,684  | —   | —   | —                     | —   |
| 臺北市 Taipei City   | 1                                | 8,507   | 1   | 58  | —                     | —   |
| 桃園市 Taoyuan City  | 1                                | 1,468   | —   | —   | 1                     | 700   |
| 臺中市 Taichung City                                       | 3                                | 13,105  | 3   | 186,353   | —                     | —   |
| 臺南市 Tainan City   | 1                                | 439   | 5   | 19,342  | —                     | —   |
| 高雄市 Kaohsiung City                                      | 2                                | 1,189   | —   | —   | —                     | —   |
| 臺灣省 Taiwan Prov.  | 9                                | 18,739  | 3   | 913   | —                     | —   |
| 宜蘭縣 Yilan C.  | 1                                | 87  | 1   | 509   | —                     | —   |
| 新竹縣 Hsinchu C.  | —                                | —   | —   | —   | —                     | —   |
| 苗栗縣 Miaoli C.   | 2                                | 3,392   | —   | —   | —                     | —   |
| 彰化縣 Changhua C.   | —                                | —   | 1   | 294   | —                     | —   |
| 南投縣 Nantou C.   | —                                | —   | —   | —   | —                     | —   |
| 雲林縣 Yunlin C.   | 1                                | 2,273   | —   | —   | —                     | —   |
| 嘉義縣 Chiayi C.   | —                                | —   | 1   | 110   | —                     | —   |
| 屏東縣 Pingtung C.   | 1                                | 1,016   | —   | —   | —                     | —   |
| 臺東縣 Taitung C.  | 2                                | 294   | —   | —   | —                     | —   |
| 花蓮縣 Hualien C.  | —                                | —   | —   | —   | —                     | —   |
| 澎湖縣 Penghu C.   | —                                | —   | —   | —   | —                     | —   |
| 基隆市 Keelung City  | —                                | —   | —   | —   | —                     | —   |
| 新竹市 Hsinchu City  | 1                                | 3,004   | —   | —   | —                     | —   |
| 嘉義市 Chiayi City   | 1                                | 8,673   | —   | —   | —                     | —   |
| 福建省 Fuchien Prov.                                       | —                                | —   | —   | —   | —                     | —   |
| 金門縣 Kinmen C.   | —                                | —   | —   | —   | —                     | —   |
| 連江縣 Lienchiang C.                                       | —                                | —   | —   | —   | —                     | —   |
| 國家公園管理處 N.P.Adm.  | —                                | —   | —   | —   | —                     | —   |
| 其他內政部<br>指定特設主<br>管建築機關 Other<br>M.O.I.<br>Const. Orgs. | 1                                | 448   | —   | —   | —                     | —   |

TABLE 77. CONSTRUCTION COMMENCEMENT  
- BY LOCALITY AND USE (CONT.)

| 宗教、殯葬類(E類)<br>Religion, Funeral |   | 危險物品類(I類)<br>Hazard Contents |   | 其他類<br>Others |   | 農業設施<br>Agricultural facility |   |
|---------------------------------|---|------------------------------|---|---------------|---|-------------------------------|---|
| 件數<br>Cases                     | 總樓地板面積<br>(平方公尺)<br>Total Floor<br>Area (m <sup>2</sup> ) | 件數<br>Cases                  | 總樓地板面積<br>(平方公尺)<br>Total Floor<br>Area (m <sup>2</sup> ) | 件數<br>Cases   | 總樓地板面積<br>(平方公尺)<br>Total Floor<br>Area (m <sup>2</sup> ) | 件數<br>Cases                   | 總樓地板面積<br>(平方公尺)<br>Total Floor<br>Area (m <sup>2</sup> ) |
| 10                              | 22,314  | 4                            | 7,797   | 91            | 221,824   | 91                            | 221,824   |
| 1                               | 1,084   | —                            | —   | —             | —   | —                             | —   |
| —                               | —   | —                            | —   | —             | —   | —                             | —   |
| 1                               | 108   | —                            | —   | 2             | 883   | 2                             | 883   |
| 1                               | 35  | 1                            | 279   | 3             | 2,182   | 3                             | 2,182   |
| 2                               | 9,763   | 1                            | 395   | 28            | 109,017   | 28                            | 109,017   |
| —                               | —   | 1                            | 6,826   | 3             | 9,367   | 3                             | 9,367   |
| 5                               | 11,324  | 1                            | 297   | 55            | 100,375   | 55                            | 100,375   |
| 2                               | 1,645   | —                            | —   | 2             | 478   | 2                             | 478   |
| —                               | —   | —                            | —   | 4             | 523   | 4                             | 523   |
| —                               | —   | 1                            | 297   | 7             | 10,903  | 7                             | 10,903  |
| —                               | —   | —                            | —   | —             | —   | —                             | —   |
| 1                               | 2,621   | —                            | —   | 4             | 4,166   | 4                             | 4,166   |
| 1                               | 6,406   | —                            | —   | 1             | 307   | 1                             | 307   |
| —                               | —   | —                            | —   | 10            | 50,514  | 10                            | 50,514  |
| —                               | —   | —                            | —   | 14            | 28,285  | 14                            | 28,285  |
| —                               | —   | —                            | —   | 8             | 2,420   | 8                             | 2,420   |
| 1                               | 652   | —                            | —   | 4             | 1,062   | 4                             | 1,062   |
| —                               | —   | —                            | —   | —             | —   | —                             | —   |
| —                               | —   | —                            | —   | —             | —   | —                             | —   |
| —                               | —   | —                            | —   | —             | —   | —                             | —   |
| —                               | —   | —                            | —   | 1             | 1,717   | 1                             | 1,717   |
| —                               | —   | —                            | —   | —             | —   | —                             | —   |
| —                               | —   | —                            | —   | —             | —   | —                             | —   |
| —                               | —   | —                            | —   | —             | —   | —                             | —   |
| —                               | —   | —                            | —   | —             | —   | —                             | —   |

表78. 建築物開工統計年累計—按區域別及用途別分

TABLE 78. CONSTRUCTION COMMENCEMENT OF THE YEAR  
- BY LOCALITY AND USE

| 區域別<br>Locality  | 總計<br>Grand Total  |  | 住宿類(H類)<br>Residential |              |  |
|--|--------------------|--|------------------------|--------------|--|
|  |                    |  | 住宅(H-2類)               |              |  |
|  | 總件數<br>Total Cases | 總樓地板面積<br>(平方公尺)<br>Total Floor Area (m <sup>2</sup> ) | 件數<br>Cases            | 宅數<br>Houses | 總樓地板面積<br>(平方公尺)<br>Total Floor Area (m <sup>2</sup> ) |
| 一一一年一至十月<br>Jan. - Oct., 2022                              | 13,531             | 29,664,956   | 10,371                 | 122,567      | 17,480,929   |
| 新北市 New Taipei City  | 303                | 3,307,454  | 219                    | 15,852       | 2,146,585  |
| 臺北市 Taipei City  | 245                | 3,013,984  | 172                    | 9,239        | 1,236,499  |
| 桃園市 Taoyuan City   | 1,150              | 4,924,184  | 718                    | 21,030       | 3,059,240  |
| 臺中市 Taichung City  | 1,945              | 5,964,760  | 1,474                  | 24,840       | 4,098,159  |
| 臺南市 Tainan City  | 2,443              | 3,404,226  | 1,894                  | 13,322       | 1,882,368  |
| 高雄市 Kaohsiung City   | 1,866              | 3,474,431  | 1,527                  | 18,135       | 2,291,534  |
| 臺灣省 Taiwan Prov.   | 5,386              | 5,010,908  | 3,918                  | 19,022       | 2,704,279  |
| 宜蘭縣 Yilan C.   | 508                | 499,876  | 234                    | 2,521        | 322,417  |
| 新竹縣 Hsinchu C.   | 269                | 322,464  | 189                    | 1,430        | 233,484  |
| 苗栗縣 Miaoli C.  | 582                | 663,839  | 402                    | 3,063        | 442,985  |
| 彰化縣 Changhua C.  | 805                | 908,261  | 645                    | 3,380        | 492,593  |
| 南投縣 Nantou C.  | 336                | 178,849  | 276                    | 735          | 111,707  |
| 雲林縣 Yunlin C.  | 199                | 152,190  | 137                    | 627          | 93,664   |
| 嘉義縣 Chiayi C.  | 863                | 726,961  | 671                    | 1,166        | 185,021  |
| 屏東縣 Pingtung C.  | 403                | 762,107  | 222                    | 2,493        | 291,961  |
| 臺東縣 Taitung C.   | 286                | 97,056   | 218                    | 448          | 68,264   |
| 花蓮縣 Hualien C.   | 449                | 274,117  | 336                    | 1,151        | 143,698  |
| 澎湖縣 Penghu C.  | 324                | 100,407  | 292                    | 336          | 66,554   |
| 基隆市 Keelung City   | 17                 | 75,005   | 12                     | 391          | 50,864   |
| 新竹市 Hsinchu City   | 112                | 126,690  | 96                     | 734          | 110,778  |
| 嘉義市 Chiayi City  | 233                | 123,086  | 188                    | 547          | 90,289   |
| 福建省 Fuchien Prov.  | 123                | 77,995   | 56                     | 378          | 55,257   |
| 金門縣 Kinmen C.  | 119                | 74,576   | 54                     | 362          | 53,998   |
| 連江縣 Lienchiang C.  | 4                  | 3,419  | 2                      | 16           | 1,259  |
| 國家公園管理處 N.P.Adm.   | 23                 | 11,890   | 11                     | 24           | 6,550  |
| 其他內政部<br>指定特設主<br>管建築機關<br>Other<br>M.O.I.<br>Const. Orgs. | 47                 | 475,124  | 2                      | 2            | 458  |

| Lodging                      |  | 商業類(B類)<br>Commerce |  | 工業、倉儲類<br>(C類)<br>Industry, Storage |  | 辦公、服務類(G類)<br>Business, Service |  |
|------------------------------|--|---------------------|--|-------------------------------------|--|---------------------------------|--|
| 宿舍安養(H-1)<br>Dormitory, Care |  |                     |  |                                     |  |                                 |  |
| 件數<br>Cases                  | 總樓地板面積<br>(平方公尺)<br>Total Floor Area (m <sup>2</sup> ) | 件數<br>Cases         | 總樓地板面積<br>(平方公尺)<br>Total Floor Area (m <sup>2</sup> ) | 件數<br>Cases                         | 總樓地板面積<br>(平方公尺)<br>Total Floor Area (m <sup>2</sup> ) | 件數<br>Cases                     | 總樓地板面積<br>(平方公尺)<br>Total Floor Area (m <sup>2</sup> ) |
| 39                           | 62,297   | 78                  | 1,226,671  | 1,108                               | 4,505,395  | 738                             | 3,068,242  |
| 1                            | 2,412  | 2                   | 4,467  | 42                                  | 740,965  | 23                              | 321,248  |
| —                            | —  | 6                   | 512,790  | 8                                   | 46,848   | 37                              | 1,150,644  |
| 4                            | 4,010  | 6                   | 8,354  | 265                                 | 1,419,594  | 70                              | 296,074  |
| 8                            | 28,568   | 21                  | 53,016   | 142                                 | 555,001  | 174                             | 762,610  |
| 8                            | 8,649  | 4                   | 3,481  | 135                                 | 264,994  | 103                             | 227,283  |
| 5                            | 9,913  | 6                   | 518,352  | 134                                 | 320,168  | 103                             | 93,882   |
| 12                           | 8,362  | 30                  | 124,923  | 346                                 | 756,893  | 221                             | 143,891  |
| 1                            | 321  | 4                   | 75,517   | 53                                  | 70,946   | 8                               | 9,562  |
| —                            | —  | —                   | —  | 26                                  | 49,495   | 26                              | 18,670   |
| 2                            | 1,323  | 3                   | 7,104  | 39                                  | 90,352   | 22                              | 8,808  |
| 1                            | 238  | 2                   | 2,031  | 83                                  | 263,200  | 28                              | 9,983  |
| 1                            | 1,092  | —                   | —  | 11                                  | 29,414   | 15                              | 7,522  |
| —                            | —  | —                   | —  | 22                                  | 34,097   | 13                              | 6,816  |
| 1                            | 1,300  | 2                   | 550  | 30                                  | 114,856  | 24                              | 30,411   |
| —                            | —  | 2                   | 4,395  | 22                                  | 27,963   | 19                              | 16,274   |
| —                            | —  | 2                   | 966  | 7                                   | 1,116  | 7                               | 1,341  |
| 3                            | 2,642  | 5                   | 17,172   | 38                                  | 49,006   | 14                              | 21,145   |
| 3                            | 1,446  | 3                   | 11,600   | 6                                   | 6,236  | 7                               | 2,848  |
| —                            | —  | —                   | —  | 2                                   | 4,929  | 1                               | 381  |
| —                            | —  | 1                   | 487  | 4                                   | 7,512  | 7                               | 1,781  |
| —                            | —  | 6                   | 5,101  | 3                                   | 7,771  | 30                              | 8,349  |
| 1                            | 383  | —                   | —  | —                                   | —  | 5                               | 2,270  |
| 1                            | 383  | —                   | —  | —                                   | —  | 5                               | 2,270  |
| —                            | —  | —                   | —  | —                                   | —  | —                               | —  |
| —                            | —  | —                   | —  | —                                   | —  | —                               | —  |
| —                            | —  | 3                   | 1,288  | 36                                  | 400,932  | 2                               | 70,340   |

資料來源：本部營建署。

Source : Construction and Planning Agency, MOI.

表78. 建築物開工統計年累計—按區域別及用途別分(續)

| 區域別<br>Locality  | 休閒、文教類(D類)<br>Leisure, Education |   | 衛生、福利、<br>更生類(F類)<br>Health, Welfare,<br>Regeneration |   | 公共集會類(A類)<br>Assembly |   |
|--|----------------------------------|---|---|---|-----------------------|---|
|  | 件數<br>Cases                      | 總樓地板<br>面積<br>(平方公尺)<br>Total Floor<br>Area (m <sup>2</sup> ) | 件數<br>Cases   | 總樓地板<br>面積<br>(平方公尺)<br>Total Floor<br>Area (m <sup>2</sup> ) | 件數<br>Cases           | 總樓地板<br>面積<br>(平方公尺)<br>Total Floor<br>Area (m <sup>2</sup> ) |
|  | 一一一年一至十月<br>Jan. - Oct., 2022    | 284   | 580,480   | 114   | 762,439               | 20  |
| 新北市 New Taipei City  | 8                                | 56,192  | 1   | 265   | 1                     | 15,218  |
| 臺北市 Taipei City  | 8                                | 24,499  | 3   | 8,311   | —                     | —   |
| 桃園市 Taoyuan City   | 27                               | 40,212  | 16  | 58,054  | 2                     | 2,719   |
| 臺中市 Taichung City  | 41                               | 132,686   | 34  | 282,902   | 2                     | 27,016  |
| 臺南市 Tainan City  | 25                               | 86,446  | 14  | 40,700  | 2                     | 9,135   |
| 高雄市 Kaohsiung City   | 28                               | 39,824  | 7   | 14,161  | —                     | —   |
| 臺灣省 Taiwan Prov.   | 131                              | 180,061   | 36  | 356,330   | 12                    | 15,043  |
| 宜蘭縣 Yilan C.   | 13                               | 5,768   | 4   | 3,629   | 3                     | 2,730   |
| 新竹縣 Hsinchu C.   | 7                                | 14,562  | 2   | 3,031   | —                     | —   |
| 苗栗縣 Miaoli C.  | 21                               | 26,614  | 3   | 5,165   | —                     | —   |
| 彰化縣 Changhua C.  | 16                               | 25,696  | 12  | 109,559   | 1                     | 243   |
| 南投縣 Nantou C.  | 3                                | 1,078   | 1   | 601   | —                     | —   |
| 雲林縣 Yunlin C.  | 6                                | 5,193   | 1   | 1,226   | 1                     | 880   |
| 嘉義縣 Chiayi C.  | 18                               | 27,691  | 3   | 514   | 1                     | 147   |
| 屏東縣 Pingtung C.  | 8                                | 13,846  | 3   | 221,418   | 3                     | 8,986   |
| 臺東縣 Taitung C.   | 6                                | 2,294   | 2   | 2,653   | 3                     | 2,057   |
| 花蓮縣 Hualien C.   | 17                               | 18,132  | 1   | 2,114   | —                     | —   |
| 澎湖縣 Penghu C.  | 8                                | 5,511   | 2   | 5,291   | —                     | —   |
| 基隆市 Keelung City   | 2                                | 18,831  | —   | —   | —                     | —   |
| 新竹市 Hsinchu City   | 3                                | 5,192   | 1   | 940   | —                     | —   |
| 嘉義市 Chiayi City  | 3                                | 9,653   | 1   | 189   | —                     | —   |
| 福建省 Fuchien Prov.  | 12                               | 16,689  | 1   | 384   | 1                     | 1,747   |
| 金門縣 Kinmen C.  | 12                               | 16,689  | 1   | 384   | —                     | —   |
| 連江縣 Lienchiang C.  | —                                | —   | —   | —   | 1                     | 1,747   |
| 國家公園管理處 N.P.Adm.   | 2                                | 3,320   | 1   | 59  | —                     | —   |
| 其他內政部<br>指定特設主<br>管建築機關<br>Other<br>M.O.I.<br>Const. Orgs. | 2                                | 551   | 1   | 1,273   | —                     | —   |

TABLE 78. CONSTRUCTION COMMENCEMENT OF THE YEAR  
- BY LOCALITY AND USE (CONT.)

| 宗教、殯葬類(E類)<br>Religion, Funeral |   | 危險物品類(I類)<br>Hazard Contents |   | 其他類<br>Others |   | 農業設施<br>Agricultural facility |   |
|---------------------------------|---|------------------------------|---|---------------|---|-------------------------------|---|
| 件數<br>Cases                     | 總樓地板面積<br>(平方公尺)<br>Total Floor<br>Area (m <sup>2</sup> ) | 件數<br>Cases                  | 總樓地板面積<br>(平方公尺)<br>Total Floor<br>Area (m <sup>2</sup> ) | 件數<br>Cases   | 總樓地板面積<br>(平方公尺)<br>Total Floor<br>Area (m <sup>2</sup> ) | 件數<br>Cases                   | 總樓地板面積<br>(平方公尺)<br>Total Floor<br>Area (m <sup>2</sup> ) |
| 87                              | 209,733   | 25                           | 20,823  | 667           | 1,677,069   | 662                           | 1,649,268   |
| 4                               | 20,102  | —                            | —   | —             | —   | —                             | —   |
| 2                               | 14,024  | 1                            | 1,403   | 4             | 18,966  | 4                             | 18,966  |
| 5                               | 15,258  | 6                            | 7,966   | 14            | 12,703  | 14                            | 12,703  |
| 6                               | 2,296   | 3                            | 471   | 21            | 22,035  | 21                            | 22,035  |
| 10                              | 14,814  | 4                            | 1,063   | 207           | 865,293   | 207                           | 865,293   |
| 11                              | 56,737  | 4                            | 7,953   | 39            | 121,907   | 36                            | 101,172   |
| 46                              | 85,919  | 6                            | 1,685   | 378           | 633,522   | 376                           | 626,456   |
| 7                               | 5,206   | 1                            | 487   | 27            | 3,293   | 27                            | 3,293   |
| 1                               | 668   | —                            | —   | 18            | 2,554   | 18                            | 2,554   |
| 7                               | 51,291  | 2                            | 788   | 52            | 29,409  | 52                            | 29,409  |
| 3                               | 3,242   | 1                            | 259   | 6             | 1,217   | 6                             | 1,217   |
| 2                               | 8,170   | —                            | —   | 19            | 19,265  | 19                            | 19,265  |
| 2                               | 6,792   | 1                            | 31  | 11            | 3,491   | 11                            | 3,491   |
| 9                               | 4,125   | —                            | —   | 84            | 362,346   | 84                            | 362,346   |
| 6                               | 1,972   | —                            | —   | 105           | 175,292   | 103                           | 168,226   |
| 1                               | 75  | —                            | —   | 30            | 18,290  | 30                            | 18,290  |
| 6                               | 4,218   | 1                            | 120   | 23            | 15,870  | 23                            | 15,870  |
| 2                               | 160   | —                            | —   | 1             | 761   | 1                             | 761   |
| —                               | —   | —                            | —   | —             | —   | —                             | —   |
| —                               | —   | —                            | —   | —             | —   | —                             | —   |
| —                               | —   | —                            | —   | 2             | 1,734   | 2                             | 1,734   |
| 3                               | 583   | —                            | —   | 2             | 682   | 2                             | 682   |
| 2                               | 170   | —                            | —   | 2             | 682   | 2                             | 682   |
| 1                               | 413   | —                            | —   | —             | —   | —                             | —   |
| —                               | —   | —                            | —   | 2             | 1,961   | 2                             | 1,961   |
| —                               | —   | 1                            | 282   | —             | —   | —                             | —   |

表79. 建築物開工統計－按月別及構造別分

| 年 (月) 別<br>Year (Month)          | 總計<br>Grand Total                                      |   | 鋼骨鋼筋混凝土構造<br>Steel Frame & Reinforced Concrete         |   | 混凝土構造<br>(含鋼筋混凝土構造)<br>Reinforced Concrete             |   |
|----------------------------------|--|---|--|---|--|---|
|                                  | 總樓地板面積<br>(平方公尺)<br>Total Floor Area (m <sup>2</sup> ) | 工程造價<br>(千元)<br>Construction Cost (NT\$1,000) | 總樓地板面積<br>(平方公尺)<br>Total Floor Area (m <sup>2</sup> ) | 工程造價<br>(千元)<br>Construction Cost (NT\$1,000) | 總樓地板面積<br>(平方公尺)<br>Total Floor Area (m <sup>2</sup> ) | 工程造價<br>(千元)<br>Construction Cost (NT\$1,000) |
| 一〇二年 2013                        | 28,690,344   | 247,713,036                                   | 1,913,707  | 18,069,784                                    | 22,450,876   | 197,386,879                                   |
| 一〇三年 2014                        | 31,344,905   | 287,019,019                                   | 1,656,074  | 16,653,633                                    | 24,486,210   | 226,640,525                                   |
| 一〇四年 2015                        | 25,354,769   | 216,630,295                                   | 2,338,209  | 19,395,493                                    | 19,339,568   | 168,275,285                                   |
| 一〇五年 2016                        | 20,816,441   | 183,476,623                                   | 1,387,936  | 13,359,867                                    | 15,610,098   | 139,022,991                                   |
| 一〇六年 2017                        | 23,223,703   | 211,688,539                                   | 1,455,147  | 14,742,978                                    | 16,438,061   | 146,557,989                                   |
| 一〇七年 2018                        | 26,262,066   | 242,376,818                                   | 2,138,165  | 25,267,967                                    | 18,928,843   | 172,857,945                                   |
| 一〇八年 2019                        | 27,843,010   | 271,025,704                                   | 1,726,516  | 19,373,620                                    | 21,107,001   | 200,209,472                                   |
| 一〇九年 2020                        | 32,403,233   | 307,608,673                                   | 2,801,936  | 28,428,544                                    | 23,884,823   | 227,576,352                                   |
| 一一〇年 2021                        | 30,499,556   | 283,130,363                                   | 2,181,629  | 23,669,275                                    | 23,016,339   | 217,500,874                                   |
| 十月 Oct.                          | 3,390,746  | 32,704,917                                    | 276,025  | 3,875,727                                     | 2,766,211  | 26,013,525                                    |
| 十一月 Nov.                         | 2,709,914  | 26,098,323                                    | 131,514  | 1,383,728                                     | 2,174,182  | 21,824,552                                    |
| 十二月 Dec.                         | 2,911,083  | 28,034,110                                    | 281,027  | 3,849,281                                     | 2,200,191  | 20,916,703                                    |
| <b>一一一年 2022</b>                 | <b>29,664,956</b>                                      | <b>306,803,369</b>                            | <b>2,568,145</b>                                       | <b>31,757,579</b>                             | <b>20,412,968</b>                                      | <b>203,401,475</b>                            |
| 一月 Jan.                          | 2,464,073  | 23,454,062                                    | 160,051  | 1,994,800                                     | 2,002,171  | 19,341,520                                    |
| 二月 Feb.                          | 1,594,491  | 14,274,171                                    | 76,972   | 662,119                                       | 1,366,933  | 12,697,982                                    |
| 三月 Mar.                          | 4,134,323  | 44,224,442                                    | 467,815  | 4,987,188                                     | 2,641,312  | 27,222,251                                    |
| 四月 Apr.                          | 3,875,750  | 40,410,747                                    | 365,627  | 4,687,801                                     | 2,040,107  | 19,724,208                                    |
| 五月 May                           | 3,608,998  | 38,870,465                                    | 547,885  | 8,200,482                                     | 2,136,025  | 20,968,494                                    |
| 六月 June                          | 2,383,709  | 24,556,943                                    | 81,256   | 849,264                                       | 1,879,101  | 19,860,267                                    |
| 七月 July                          | 2,619,388  | 25,744,275                                    | 89,139   | 1,194,946                                     | 2,133,125  | 20,867,791                                    |
| 八月 Aug.                          | 2,894,586  | 31,888,594                                    | 289,473  | 4,045,449                                     | 1,846,707  | 18,541,279                                    |
| 九月 Sept.                         | 2,917,289  | 30,698,806                                    | 304,283  | 3,140,349                                     | 1,888,543  | 18,257,986                                    |
| 十月 Oct.                          | 3,172,349  | 32,680,864                                    | 185,644  | 1,995,181                                     | 2,478,944  | 25,919,697                                    |
| 較上月增減(%)<br>VS. with Last Month  | 8.74   | 6.46  | -38.99   | -36.47  | 31.26  | 41.96   |
| 較上年同月增減(%)<br>VS. with Last Year | -6.44  | -0.07   | -32.74   | -48.52  | -10.38   | -0.36   |

資料來源：本部營建署。

TABLE 79. CONSTRUCTION COMMENCEMENT  
- BY MONTH AND MATERIAL

| 鋼構造(94年以前為<br>鋼架構造) Steel                              |   | 磚構造<br>Brick   |   | 木構造<br>Wooden  |   | 其他<br>Others   |   |
|--|---|--|---|--|---|--|---|
| 總樓地板面積<br>(平方公尺)<br>Total Floor Area (m <sup>2</sup> ) | 工程造價<br>(千元)<br>Construction Cost (NT\$1,000) | 總樓地板面積<br>(平方公尺)<br>Total Floor Area (m <sup>2</sup> ) | 工程造價<br>(千元)<br>Construction Cost (NT\$1,000) | 總樓地板面積<br>(平方公尺)<br>Total Floor Area (m <sup>2</sup> ) | 工程造價<br>(千元)<br>Construction Cost (NT\$1,000) | 總樓地板面積<br>(平方公尺)<br>Total Floor Area (m <sup>2</sup> ) | 工程造價<br>(千元)<br>Construction Cost (NT\$1,000) |
| 4,155,378  | 31,664,889                                    | 112,355  | 356,248                                       | 37,981   | 129,140                                       | 20,047   | 106,096                                       |
| 5,042,623  | 43,103,966                                    | 96,607   | 319,334                                       | 23,911   | 74,221  | 39,480   | 227,340                                       |
| 3,555,345  | 28,449,398                                    | 54,050   | 200,667                                       | 17,517   | 56,354  | 50,080   | 253,098                                       |
| 3,677,692  | 30,543,688                                    | 56,076   | 178,018                                       | 23,106   | 69,581  | 61,533   | 302,478                                       |
| 5,102,790  | 49,082,506                                    | 98,301   | 403,638                                       | 8,008  | 29,332  | 121,396  | 872,096                                       |
| 5,029,793  | 43,538,601                                    | 105,659  | 464,482                                       | 24,541   | 75,891  | 35,065   | 171,932                                       |
| 4,949,202  | 51,222,224                                    | 48,556   | 169,881                                       | 10,383   | 40,825  | 1,352  | 9,682   |
| 5,615,047  | 51,117,688                                    | 87,731   | 422,494                                       | 6,006  | 20,416  | 7,690  | 43,179  |
| 5,223,188  | 41,679,368                                    | 54,297   | 191,614                                       | 22,836   | 78,926  | 1,267  | 10,306  |
| 342,142  | 2,789,633                                     | 5,151  | 16,080  | —  | —   | 1,217  | 9,952   |
| 393,883  | 2,848,639                                     | 5,192  | 17,553  | 5,143  | 23,851  | —  | —   |
| 428,507  | 3,264,298                                     | —  | —   | 1,358  | 3,828   | —  | —   |
| <b>6,486,498</b>                                       | <b>70,883,022</b>                             | <b>44,565</b>  | <b>142,401</b>                                | <b>23,838</b>  | <b>87,040</b>                                 | <b>128,942</b>   | <b>531,852</b>                                |
| 293,104  | 2,080,030                                     | 6,568  | 21,664  | 59   | 405   | 2,120  | 15,643  |
| 147,941  | 903,074                                       | 2,645  | 10,996  | —  | —   | —  | —   |
| 1,020,545  | 12,001,282                                    | 4,588  | 13,545  | 63   | 176   | —  | —   |
| 1,462,591  | 15,972,665                                    | 4,967  | 16,109  | 2,458  | 9,964   | —  | —   |
| 920,364  | 9,687,027                                     | 1,580  | 4,941   | 3,144  | 9,521   | —  | —   |
| 413,974  | 3,820,453                                     | 7,845  | 22,701  | 1,533  | 4,258   | —  | —   |
| 359,638  | 3,535,804                                     | —  | —   | 11,235   | 39,599  | 26,251   | 106,135                                       |
| 740,557  | 9,230,111                                     | 9,967  | 30,923  | 4,925  | 21,808  | 2,957  | 19,024  |
| 679,618  | 9,123,461                                     | 2,856  | 8,739   | 181  | 542   | 41,808   | 167,729                                       |
| 448,166  | 4,529,115                                     | 3,549  | 12,783  | 240  | 767   | 55,806   | 223,321                                       |
| -34.06   | -50.36  | 24.26  | 46.28   | 32.60  | 41.51   | 33.48  | 33.14   |
| 30.99  | 62.36   | -31.10   | -20.50  | --   | --  | 4,485.54   | 2,143.98                                      |

Source : Construction and Planning Agency, MOI.

表80. 建築物開工統計－按區域別及構造別分

| 區域別<br>Locality  | 總計<br>Grand Total                                      |   | 鋼骨鋼筋混凝土構造<br>Steel Frame & Reinforced Concrete         |   | 混凝土構造<br>(含鋼筋混凝土構造)<br>Reinforced Concrete             |   |
|--|--|---|--|---|--|---|
|  | 總樓地板面積<br>(平方公尺)<br>Total Floor Area (m <sup>2</sup> ) | 工程造價<br>(千元)<br>Construction Cost (NT\$1,000) | 總樓地板面積<br>(平方公尺)<br>Total Floor Area (m <sup>2</sup> ) | 工程造價<br>(千元)<br>Construction Cost (NT\$1,000) | 總樓地板面積<br>(平方公尺)<br>Total Floor Area (m <sup>2</sup> ) | 工程造價<br>(千元)<br>Construction Cost (NT\$1,000) |
| 一〇一一年十月<br>Oct., 2022                                      | 3,172,349  | 32,680,864                                    | 185,644  | 1,995,181                                     | 2,478,944  | 25,919,697                                    |
| 新北市 New Taipei City  | 389,346  | 5,720,384                                     | 19,541   | 325,585                                       | 278,123  | 3,464,047                                     |
| 臺北市 Taipei City  | 178,461  | 2,751,866                                     | 15,674   | 274,226                                       | 138,914  | 1,915,686                                     |
| 桃園市 Taoyuan City   | 464,462  | 5,483,566                                     | 8,447  | 93,082  | 411,427  | 4,938,537                                     |
| 臺中市 Taichung City  | 912,593  | 10,244,766                                    | 67,816   | 909,737                                       | 803,263  | 9,049,068                                     |
| 臺南市 Tainan City  | 412,391  | 2,834,114                                     | 1,443  | 9,768   | 253,987  | 2,077,403                                     |
| 高雄市 Kaohsiung City   | 168,829  | 1,313,368                                     | 378  | 2,314   | 114,464  | 998,287                                       |
| 臺灣省 Taiwan Prov.   | 588,920  | 3,761,579                                     | 71,854   | 377,867                                       | 422,869  | 2,913,486                                     |
| 宜蘭縣 Yilan C.   | 59,381   | 445,377                                       | —  | —   | 51,618   | 400,758                                       |
| 新竹縣 Hsinchu C.   | 15,257   | 78,582  | —  | —   | 12,039   | 62,496  |
| 苗栗縣 Miaoli C.  | 102,469  | 735,275                                       | —  | —   | 89,537   | 678,706                                       |
| 彰化縣 Changhua C.  | 69,752   | 397,951                                       | 30,080   | 165,450                                       | 39,672   | 232,501                                       |
| 南投縣 Nantou C.  | 21,618   | 128,112                                       | —  | —   | 15,370   | 96,057  |
| 雲林縣 Yunlin C.  | 22,512   | 131,899                                       | —  | —   | 18,506   | 109,864                                       |
| 嘉義縣 Chiayi C.  | 81,045   | 437,196                                       | 39,775   | 202,121                                       | 21,735   | 130,823                                       |
| 屏東縣 Pingtung C.  | 114,456  | 786,568                                       | 1,016  | 5,383   | 87,401   | 650,317                                       |
| 臺東縣 Taitung C.   | 7,976  | 40,956  | —  | —   | 5,610  | 29,854  |
| 花蓮縣 Hualien C.   | 36,605   | 219,464                                       | —  | —   | 29,528   | 184,257                                       |
| 澎湖縣 Penghu C.  | 15,803   | 86,091  | 983  | 4,913   | 13,731   | 76,479  |
| 基隆市 Keelung City   | 4,259  | 57,116  | —  | —   | 4,259  | 57,116  |
| 新竹市 Hsinchu City   | 18,687   | 117,772                                       | —  | —   | 18,327   | 115,898                                       |
| 嘉義市 Chiayi City  | 19,100   | 99,220  | —  | —   | 15,536   | 88,360  |
| 福建省 Fuchien Prov.  | 7,486  | 28,441  | —  | —   | 7,486  | 28,441  |
| 金門縣 Kinmen C.  | 7,486  | 28,441  | —  | —   | 7,486  | 28,441  |
| 連江縣 Lienchiang C.  | —  | —   | —  | —   | —  | —   |
| 國家公園管理處 N.P.Adm.   | 491  | 2,602   | 491  | 2,602   | —  | —   |
| 其他內政部<br>指定特設主<br>管建築機關<br>Other<br>M.O.I.<br>Const. Orgs. | 49,370   | 540,178                                       | —  | —   | 48,411   | 534,742                                       |

資料來源：本部營建署。

TABLE 80. CONSTRUCTION COMMENCEMENT  
- BY LOCALITY AND MATERIAL

| 鋼構造<br>Steel   |   | 磚構造<br>Brick   |   | 木構造<br>Wooden  |   | 其他<br>Others   |   |
|--|---|--|---|--|---|--|---|
| 總樓地板面積<br>(平方公尺)<br>Total Floor Area (m <sup>2</sup> ) | 工程造價<br>(千元)<br>Construction Cost (NT\$1,000) | 總樓地板面積<br>(平方公尺)<br>Total Floor Area (m <sup>2</sup> ) | 工程造價<br>(千元)<br>Construction Cost (NT\$1,000) | 總樓地板面積<br>(平方公尺)<br>Total Floor Area (m <sup>2</sup> ) | 工程造價<br>(千元)<br>Construction Cost (NT\$1,000) | 總樓地板面積<br>(平方公尺)<br>Total Floor Area (m <sup>2</sup> ) | 工程造價<br>(千元)<br>Construction Cost (NT\$1,000) |
| 448,166  | 4,529,115                                     | 3,549  | 12,783  | 240  | 767   | 55,806   | 223,321                                       |
| 91,682   | 1,930,752                                     | —  | —   | —  | —   | —  | —   |
| 23,873   | 561,954                                       | —  | —   | —  | —   | —  | —   |
| 43,939   | 448,792                                       | 649  | 3,155   | —  | —   | —  | —   |
| 41,514   | 285,961                                       | —  | —   | —  | —   | —  | —   |
| 100,915  | 522,855                                       | —  | —   | 240  | 767   | 55,806   | 223,321                                       |
| 53,987   | 312,767                                       | —  | —   | —  | —   | —  | —   |
| 91,297   | 460,598                                       | 2,900  | 9,628   | —  | —   | —  | —   |
| 7,763  | 44,619  | —  | —   | —  | —   | —  | —   |
| 3,218  | 16,086  | —  | —   | —  | —   | —  | —   |
| 12,902   | 56,452  | 30   | 117   | —  | —   | —  | —   |
| —  | —   | —  | —   | —  | —   | —  | —   |
| 6,248  | 32,055  | —  | —   | —  | —   | —  | —   |
| 4,006  | 22,035  | —  | —   | —  | —   | —  | —   |
| 18,493   | 100,800                                       | 1,042  | 3,452   | —  | —   | —  | —   |
| 24,672   | 126,606                                       | 1,367  | 4,262   | —  | —   | —  | —   |
| 2,366  | 11,102  | —  | —   | —  | —   | —  | —   |
| 7,077  | 35,207  | —  | —   | —  | —   | —  | —   |
| 628  | 2,902   | 461  | 1,797   | —  | —   | —  | —   |
| —  | —   | —  | —   | —  | —   | —  | —   |
| 360  | 1,874   | —  | —   | —  | —   | —  | —   |
| 3,564  | 10,860  | —  | —   | —  | —   | —  | —   |
| —  | —   | —  | —   | —  | —   | —  | —   |
| —  | —   | —  | —   | —  | —   | —  | —   |
| —  | —   | —  | —   | —  | —   | —  | —   |
| 959  | 5,436   | —  | —   | —  | —   | —  | —   |

Source : Construction and Planning Agency, MOI.

表81. 國家(自然)公園遊憩據點遊客人次及車輛次

| 年 (月) 別<br>Year (Month)          | 遊憩據點數(處)<br>No. of Spots | 遊客人次<br>Person-Times of<br>Visitors | 合計<br>Total      |
|----------------------------------|--------------------------|-------------------------------------|------------------|
|                                  |                          |                                     |                  |
| 一〇二年 2013                        | 45                       | 24,489,884                          | 2,413,872        |
| 一〇三年 2014                        | 48                       | 27,648,549                          | 2,826,711        |
| 一〇四年 2015                        | 51                       | 28,720,559                          | 2,864,836        |
| 一〇五年 2016                        | 51                       | 22,917,868                          | 2,773,279        |
| 一〇六年 2017                        | 51                       | 21,905,892                          | 2,927,127        |
| 一〇七年 2018                        | 51                       | 19,387,655                          | 2,660,924        |
| 一〇八年 2019                        | 52                       | 21,607,114                          | 3,071,065        |
| 一〇九年 2020                        | 52                       | 17,716,811                          | 3,245,123        |
| 一一〇年 2021                        | 52                       | 13,357,301                          | 2,441,633        |
| 十月 Oct.                          | 52                       | 1,052,344                           | 243,439          |
| 十一月 Nov.                         | 52                       | 1,226,942                           | 247,388          |
| 十二月 Dec.                         | 52                       | 1,182,577                           | 218,924          |
| <b>一一一年 2022</b>                 | <b>52</b>                | <b>14,473,976</b>                   | <b>2,379,427</b> |
| 一月 Jan.                          | 52                       | 901,838                             | 166,558          |
| 二月 Feb.                          | 52                       | 1,520,672                           | 251,470          |
| 三月 Mar.                          | 52                       | 1,716,976                           | 219,935          |
| 四月 Apr.                          | 52                       | 1,742,224                           | 257,905          |
| 五月 May                           | 52                       | 904,836                             | 138,948          |
| 六月 June                          | 52                       | 1,207,955                           | 210,708          |
| 七月 July                          | 52                       | 1,816,524                           | 322,752          |
| 八月 Aug.                          | 52                       | 1,883,200                           | 382,584          |
| 九月 Sept.                         | 52                       | 1,357,008                           | 224,149          |
| 十月 Oct.                          | 52                       | 1,422,743                           | 204,418          |
| 較上月增減(%)<br>VS. with Last Month  | —                        | 4.84                                | -8.80            |
| 較上年同月增減(%)<br>VS. with Last Year | —                        | 35.20                               | -16.03           |

資料來源：本部營建署。

說明：國家(自然)公園包括墾丁(民國71年公告)、玉山(74年)、陽明山(74年)、太魯閣(75年)、雪霸(81年)、金門(84年)、東沙環礁(96年)、台江(98年)、嘉山(100年)及澎湖南方四島(103年)等十處，其中東沙環礁暫不對外開放，但於高雄市設立海洋國家公園管理處負責其保育復育等經營管理工作，並兼辦遊客中心業務，提供民眾參觀導覽服務；壽山國家自然公園於100年12月開園，自102年納入統計；澎湖南方四島於103年10月18日開園，自104年納入統計。

TABLE 81. VISITORS AND VEHICLES OF SPOTS IN NATIONAL (NATURE) PARKS

| 車 輛 次 Vehicle-Times |                |                  |                   |
|---------------------|----------------|------------------|-------------------|
| 大型車<br>Buses        | 中型車<br>Vans    | 小型車<br>Sedans    | 機車<br>Motorcycles |
| 223,904             | 199,868        | 1,472,263        | 517,837           |
| 263,762             | 163,116        | 1,754,845        | 644,988           |
| 269,279             | 164,129        | 1,758,276        | 673,152           |
| 221,979             | 158,142        | 1,743,426        | 649,732           |
| 195,986             | 153,988        | 1,994,281        | 582,872           |
| 178,235             | 130,752        | 1,812,306        | 539,631           |
| 243,380             | 134,148        | 2,106,936        | 586,601           |
| 111,569             | 182,555        | 2,389,804        | 561,195           |
| 67,016              | 129,282        | 1,821,337        | 423,998           |
| 5,034               | 12,956         | 183,500          | 41,949            |
| 8,514               | 12,316         | 184,835          | 41,723            |
| 9,598               | 12,321         | 161,133          | 35,872            |
| <b>69,351</b>       | <b>115,844</b> | <b>1,774,274</b> | <b>419,958</b>    |
| 5,436               | 10,807         | 122,354          | 27,961            |
| 6,032               | 12,421         | 197,209          | 35,808            |
| 7,386               | 9,876          | 164,711          | 37,962            |
| 6,787               | 11,779         | 182,280          | 57,059            |
| 3,454               | 7,460          | 98,275           | 29,759            |
| 4,973               | 11,014         | 155,600          | 39,121            |
| 7,415               | 16,345         | 242,605          | 56,387            |
| 11,076              | 14,531         | 303,931          | 53,046            |
| 8,304               | 9,598          | 165,113          | 41,134            |
| 8,488               | 12,013         | 142,196          | 41,721            |
| 2.22                | 25.16          | -13.88           | 1.43              |
| 68.61               | -7.28          | -22.51           | -0.54             |

Source：Construction and Planning Agency, MOI.

Note：National (Nature) Parks include Kenting(proclaimed in 1982)、Yushan(1985)、Yangmingshan(1985)、Taroko(1986)、SheiPa(1992)、Kinmen(1995)、Dongsha Marine(2007)、Taijiang(2009)、Shoushan(2011) and South Penghu Marine(2014). Dongsha Marine is not open temporarily to the public, but the "Marine National Park Administration Office" has been founded in Kaohsiung City in Oct. 2007 to take charge of the ecological protection and rehabilitation as well as providing some environmental knowledge introduction with regard to marine ecotourism for the public. Shoushan National Nature Park was opened in December, 2011, and was incorporated into statistics starting from 2013. South Penghu Marine National Park was opened in Oct., 2014, and was incorporated into statistics starting from 2015.



## 名詞定義

|           |            |   |
|-----------|------------|---|
| 人口成長(增加)率 | (%) =      | 當年(月)人口增加數÷上年(月)底人口數×1,000              |
| 性比例       | (女=100) =  | 當年(月)底男性人口÷當年(月)底女性人口×100               |
| 戶量        | (人/戶) =    | 當年(月)底人口數÷當年(月)底戶數                      |
| 人口密度      | (人/平方公里) = | 當年(月)底人口數÷當年(月)底土地面積                    |
| 年(月)中人口數  | (人) =      | (當年(月)底人口數+上年(月)底人口數)÷2                 |
| 粗出生率      | (%) =      | 當年(月)出生人數÷當年(月)中人口數×1,000               |
| 粗死亡率      | (%) =      | 當年(月)死亡人數÷當年(月)中人口數×1,000               |
| 粗結婚率      | (%) =      | 當年(月)結婚對數÷當年(月)中人口數×1,000               |
| 粗離婚率      | (%) =      | 當年(月)離婚對數÷當年(月)中人口數×1,000               |
| 自然增加率     | (%) =      | 粗出生率-粗死亡率                               |
| 社會增加率     | (%) =      | (當年(月)遷入人口數-當年(月)遷出人口數)÷當年(月)中人口數×1,000 |
| 人口總增加率    | (%) =      | 自然增加率+社會增加率                             |
| 平均每合作社股金  | (千元) =     | 當年(期)底合作社股金總額÷當年(期)底社(場)數               |
| 刑案發生率     | (件/十萬人) =  | 當年(月)刑案發生件數÷當年(月)中人口數×100,000           |
| 犯罪人口率     | (人/十萬人) =  | 當年(月)嫌疑犯人數÷當年(月)中人口數×100,000            |
| 刑案破獲率     | (%) =      | 當年(月)刑案破獲件數÷當年(月)刑案發生件數×100             |
| 車輛肇事率     | (件/萬輛) =   | 當年(月)車輛肇事總件數÷當年(月)中機動車輛數×10,000         |
| 消防安全檢查合格率 | (%) =      | 當年(月)消防安全設備合格件次÷當年(月)消防安全設備檢查件次×100     |