

中華民國  
內政統計月報

MONTHLY BULLETIN OF INTERIOR STATISTICS  
REPUBLIC OF CHINA

中華民國一〇二年四月  
APRIL 2013

內政部  
一〇二年六月編印

MINISTRY OF THE INTERIOR, REPUBLIC OF CHINA

編輯說明

- 一、本月報之編印目的在提供本部主要業務之一般概況資料，以供整訂政策及實施考核之參據，並提供本部網站 <http://www.moi.gov.tw/stat/> 查詢。
- 二、本月報所載資料部分數字間有修正者，凡與前期數字不同者，以本期數字為準。
- 三、本月報所用符號如下：

|          |           |
|----------|-----------|
| —：無數字    | Ⓡ：修正數     |
| ...：數字不明 | 0：數字不及半單位 |
| --：無意義   |           |

Explanatory Notes

1. The main purpose of compiling this Monthly Bulletin is to show the results of general administrative work of Ministry of the Interior. It is intended to provide data for decision-making and evaluation.
2. In case the figures given in this issue don't agree with the corresponding figures in the previous issue because of revising, take the numerals of this issue as the basis.
3. The following symbols are used for tables:

|                    |                            |
|--------------------|----------------------------|
| — : nil            | Ⓡ: revised figure          |
| ... : data unknown | 0 : less than half an unit |
| -- : meaningless   |                            |

# 目 錄

|                           | *頁次* |
|---------------------------|------|
| 編輯說明                      | 1    |
| 目錄                        | 2    |
| 提要分析                      | 7    |
| 一、地方行政區劃                  | 8    |
| 二、人口概況                    | 9    |
| 三、社會福利                    | 10   |
| 四、土地建物登記                  | 11   |
| 五、治安維護                    | 12   |
| 六、入出國及移民                  | 13   |
| 七、消防與緊急救護                 | 14   |
| 八、營建管理                    | 15   |
| 統計表                       | 17   |
| 表 1. 內政統計指標               | 18   |
| 一、戶政                      |      |
| 表 2. 村里鄰戶數暨現住人口—按月別分      | 24   |
| 表 3. 村里鄰戶數暨現住人口—按區域別分     | 26   |
| 表 4. 現住人口動態登記—按月別分        | 28   |
| 表 5. 現住人口動態登記—按區域別分       | 32   |
| 表 6. 現住人口動態登記年累計—按區域別分    | 36   |
| 表 7. 結婚及離婚登記—按國籍及月別分      | 40   |
| 表 8. 結婚及離婚登記年累計—按國籍及區域別分  | 44   |
| 表 9. 現住人口遷入遷出登記—按月別分      | 48   |
| 表 10. 現住人口遷入遷出登記—按區域別分    | 60   |
| 表 11. 現住人口遷入遷出登記年累計—按區域別分 | 72   |
| 表 12. 現住原住民人口數—按月別分       | 84   |
| 表 13. 現住原住民人口數—按區域別分      | 86   |
| 表 14. 戶政管理服務案件            | 88   |
| 二、社政                      |      |
| 表 15. 低收入戶戶數及人數           | 90   |
| 表 16. 中低收入戶戶數及人數          | 92   |
| 表 17. 低收入戶生活扶助            | 94   |
| 表 18. 中低收入戶生活扶助           | 98   |
| 表 19. 醫療、看護補助與災害及急難救助     | 100  |
| 表 20. 中低收入老人生活津貼          | 104  |
| 表 21. 身心障礙者人數             | 106  |
| 表 22. 全國性人民團體             | 110  |
| 表 23. 國民年金被保險人數按身分、年齡及性別分 | 112  |
| 表 24. 國民年金核付人數及金額按給付種類分   | 114  |
| 三、地政                      |      |
| 表 25. 辦理土地登記及標示變更登記—按月別分  | 118  |
| 表 26. 辦理土地登記及標示變更登記—按區域別分 | 122  |
| 表 27. 辦理土地所有權登記—按月別分      | 126  |
| 表 28. 辦理土地所有權登記—按區域別分     | 130  |
| 表 29. 辦理土地他項權利登記—按月別分     | 134  |
| 表 30. 辦理土地他項權利登記—按區域別分    | 136  |
| 表 31. 辦理建物登記及標示變更登記—按月別分  | 138  |
| 表 32. 辦理建物登記及標示變更登記—按區域別分 | 142  |
| 表 33. 辦理建物所有權登記—按月別分      | 146  |
| 表 34. 辦理建物所有權登記—按區域別分     | 150  |
| 表 35. 辦理建物他項權利登記—按月別分     | 154  |
| 表 36. 辦理建物他項權利登記—按區域別分    | 156  |
| 表 37. 測量案件統計              | 158  |
| 表 38. 都市地價指數              | 160  |
| 四、警政                      |      |
| 表 39. 警察機關受(處)理刑事案件       | 162  |

|                              | *頁次* |
|------------------------------|------|
| 表 40. 警察機關受(處)理暴力犯罪          | 164  |
| 表 41. 警察機關查獲少年嫌疑犯人數          | 166  |
| 表 42. 警察機關檢肅毒品統計             | 168  |
| 表 43. 警察機關查獲槍砲、彈藥、刀械數量       | 170  |
| 表 44. 警察機關處理違反社會秩序維護法案件      | 172  |
| 表 45. 機動車輛數、道路交通事故原因及損傷      | 174  |
| 表 46. 道路交通事故按車種及道路類別分        | 176  |
| 表 47. 警察機關處理集會遊行發生數          | 178  |
| 表 48. 警察機關處理經濟案件             | 180  |
| 五、入出國及移民                     |      |
| 表 49. 實際入國(境)人數—按性別、年齡及身分分   | 184  |
| 表 50. 實際入國(境)人數—按入國(境)地點分    | 186  |
| 表 51. 實際出國(境)人數—按性別、年齡及身分分   | 188  |
| 表 52. 實際出國(境)人數—按出國(境)地點分    | 190  |
| 表 53. 外僑居留人數及查處違法外來人口        | 192  |
| 表 54. 外來人口居留人數               | 194  |
| 表 55. 外來人口停留人數               | 196  |
| 表 56. 外來人口逾期居留人數             | 198  |
| 表 57. 外來人口逾期停留人數             | 200  |
| 表 58. 小三通統計                  | 202  |
| 表 59. 大陸地區配偶申請來臺團聚面談         | 204  |
| 表 60. 外籍配偶照顧輔導基金核定補助         | 206  |
| 表 61. 移民輔導成果                 | 210  |
| 六、消防                         |      |
| 表 62. 消防安全設備查察處理             | 214  |
| 表 63. 火災次數—按起火處所分            | 216  |
| 表 64. 火災次數—按起火原因分            | 218  |
| 表 65. 火災次數—按類別及時間分           | 220  |
| 表 66. 火災死傷人數及財物損失            | 222  |
| 表 67. 起火建築物                  | 224  |
| 表 68. 火災出動人員、車輛及其他裝備         | 226  |
| 表 69. 消防緊急救護服務               | 228  |
| 表 70. 消防緊急救護急救處置             | 230  |
| 七、營建                         |      |
| 表 71. 核發建築物建造執照—按月別及用途別分     | 232  |
| 表 72. 核發建築物建造執照—按區域別及用途別分    | 236  |
| 表 73. 核發建築物建造執照年累計—按區域別及用途別分 | 240  |
| 表 74. 核發建築物建造執照—按月別及構造別分     | 244  |
| 表 75. 核發建築物建造執照—按區域別及構造別分    | 246  |
| 表 76. 核發建築物拆除執照—按月別及用途別分     | 248  |
| 表 77. 核發建築物拆除執照—按區域別及用途別分    | 250  |
| 表 78. 核發建築物使用執照—按月別及用途別分     | 252  |
| 表 79. 核發建築物使用執照—按區域別及用途別分    | 254  |
| 表 80. 核發建築物使用執照年累計—按區域別及用途別分 | 258  |
| 表 81. 核發建築物使用執照—按月別及構造別分     | 262  |
| 表 82. 核發建築物使用執照—按區域別及構造別分    | 266  |
| 表 83. 核發建築物使用執照—按高度別分        | 268  |
| 表 84. 核發建築物使用執照—按層數別分        | 270  |
| 表 85. 核發建築物使用執照—按使用分區別分      | 272  |
| 表 86. 國家(自然)公園遊憩據點遊客人次及車輛次   | 274  |
| 表 87. 公寓大廈管理維護公司             | 276  |
| 名詞定義                         | 277  |

# CONTENTS

|  | *Page* |
|--|--------|
| <b>EXPLANATORY NOTES</b> .....   | 1      |
| <b>CONTENTS</b> .....  | 2      |
| <b>SUMMARY ANALYSIS</b> .....  | 7      |
| <b>STATISTICAL TABLES</b> .....  | 17     |
| Table 1. Statistical Indicators of Interior .....  | 18     |
| <b>I. POPULATION</b>   |        |
| Table 2. Number of Villages, Neighborhoods, Households and Resident Population<br>— by Month.....              | 24     |
| Table 3. Number of Villages, Neighborhoods, Households and Resident Population<br>— by Locality.....           | 26     |
| Table 4. Mobility Status of Resident Population — by Month.....  | 28     |
| Table 5. Mobility Status of Resident Population — by Locality.....   | 32     |
| Table 6. Mobility Status of Resident Population of the Year — by Locality.....                                 | 36     |
| Table 7. Marriage and Divorce Registrations — by Nationality and Month.....                                    | 40     |
| Table 8. Marriage and Divorce Registrations of the Year — by Nationality and Locality                          | 44     |
| Table 9. Migration Registration of Resident Population — by Month.....   | 48     |
| Table 10. Migration Registration of Resident Population — by Locality.....                                     | 60     |
| Table 11. Migration Registration of Resident Population of the Year<br>— by Locality.....                      | 72     |
| Table 12. Indigenous People — by Month.....  | 84     |
| Table 13. Indigenous People — by Locality.....   | 86     |
| Table 14. Offense and Service Cases of Population Administration .....   | 88     |
| <b>II. SOCIAL AFFAIRS</b>  |        |
| Table 15. Households and Persons of Low-Income Families .....  | 90     |
| Table 16. Households and Persons of Middle-to-Low-Income Families .....  | 92     |
| Table 17. Living Assistance for Low-Income Families .....  | 94     |
| Table 18. Living Assistance for Middle-to-Low-Income Families .....  | 98     |
| Table 19. Medical Subsidies, Nursing Care Assistance of Caretakers,<br>Aid for Disasters and Emergencies ..... | 100    |
| Table 20. Living Allowance for Mid or Low Income Elders.....   | 104    |
| Table 21. The Disabled Population.....   | 106    |
| Table 22. National-wide Civic Associations .....   | 110    |
| Table 23. The Insured Persons of National Pension by Identity, Age and Sex .....                               | 112    |
| Table 24. National Pension Insurance Payment by Perils.....  | 114    |
| <b>III. LAND ADMINISTRATION</b>  |        |
| Table 25. Registration of Land and Registration of Change in Land Descriptions<br>— by Month.....              | 118    |
| Table 26. Registration of Land and Registration of Change in Land Descriptions<br>— by Locality.....           | 122    |
| Table 27. Registration of Land Ownership — by Month.....   | 126    |

|  | *Page* |
|--|--------|
| Table 28. Registration of Land Ownership — by Locality.....  | 130    |
| Table 29. Registration of Other Rights in Land — by Month.....   | 134    |
| Table 30. Registration of Other Rights in Land — by Locality.....  | 136    |
| Table 31. Registration of Buildings and Registration of Change in Building Descriptions<br>— by Month.....                 | 138    |
| Table 32. Registration of Buildings and Registration of Change in Building Descriptions<br>— by Locality.....              | 142    |
| Table 33. Registration of Buildings' Ownership — by Month.....   | 146    |
| Table 34. Registration of Buildings' Ownership — by Locality.....  | 150    |
| Table 35. Registration of Other Rights in Buildings — by Month.....  | 154    |
| Table 36. Registration of Other Rights in Buildings — by Locality.....   | 156    |
| Table 37. Land Survey Cases .....  | 158    |
| Table 38. Indices of Urban Land Price .....  | 160    |
| <b>IV. POLICE ADMINISTRATION</b>   |        |
| Table 39. Offenses Handled by Police Organizations .....   | 162    |
| Table 40. Violent Crime Handled by Police Organizations .....  | 164    |
| Table 41. Juvenile Offenders Handled by Police Organizations .....   | 166    |
| Table 42. Offenses of Narcotic Drugs .....   | 168    |
| Table 43. Illegal Firearms, Ammunition and Knives Captured by Police Organizations....                                     | 170    |
| Table 44. Violation of the Law for Maintaining Social Order .....  | 172    |
| Table 45. Registered Motor Vehicles and Road Traffic Accidents .....   | 174    |
| Table 46. Road Traffic Accidents by Types of Vehicle and Road .....  | 176    |
| Table 47. Assembly and Parade Handled by Police Organizations.....   | 178    |
| Table 48. Discovered Economic Frauds Handled by Police Organizations .....   | 180    |
| <b>V. IMMIGRATION</b>  |        |
| Table 49. Entry Persons — by Sex, Age, Identity.....   | 184    |
| Table 50. Entry Persons — by Arriving Point.....   | 186    |
| Table 51. Exit Persons — by Sex, Age, Identity.....  | 188    |
| Table 52. Exit Persons — by Departing Point.....   | 190    |
| Table 53. Foreign Residents and Ferreted Illegal Foreign Residents .....   | 192    |
| Table 54. Foreign Residents .....  | 194    |
| Table 55. Foreign Sojourns .....   | 196    |
| Table 56. Overstayed Foreign Nationals with Resident Visa.....   | 198    |
| Table 57. Overstayed Foreign Nationals with Tourist Visa.....  | 200    |
| Table 58. Mini Three-link Transportation.....  | 202    |
| Table 59. Interview Applications for Mainland Chinese Spouses Coming to Taiwan to<br>Get Together with Family Members..... | 204    |
| Table 60. Subsidies of Foreign Spouses Care and Assistance Fund.....   | 206    |
| Table 61. Immigrant Consultation and Assistance .....  | 210    |

**VI. FIRE FIGHTING**

|  |     |
|--|-----|
| Table 62. Inspection and Supervision of Fire Safety Equipment..... | 214 |
| Table 63. Number of Fires — by Caught Place.....                   | 216 |
| Table 64. Number of Fires — by Cause.....                          | 218 |
| Table 65. Number of Fires — by Classification and Fire Time.....   | 220 |
| Table 66. Losses of Fire Disasters .....                           | 222 |
| Table 67. Number of Fires of Caught Buildings .....                | 224 |
| Table 68. Fire Services and Call Frequency .....                   | 226 |
| Table 69. Emergency Medical Services.....                          | 228 |
| Table 70. Rescue Treatments of Emergency Medical Services.....     | 230 |

**VII. CONSTRUCTION AND PLANNING**

|   |     |
|---|-----|
| Table 71. Issued Building Construction License — by Month and Use.....                | 232 |
| Table 72. Issued Building Construction License — by Locality and Use.....             | 236 |
| Table 73. Issued Building Construction License of the Year — by Locality and Use..... | 240 |
| Table 74. Issued Building Construction License — by Month and Material.....           | 244 |
| Table 75. Issued Building Construction License — by Locality and Material.....        | 246 |
| Table 76. Issued Building Demolition License — by Month and Use.....                  | 248 |
| Table 77. Issued Building Demolition License — by Locality and Use.....               | 250 |
| Table 78. Issued Building Usage License — by Month and Use.....                       | 252 |
| Table 79. Issued Building Usage License — by Locality and Use.....                    | 256 |
| Table 80. Issued Building Usage License of the Year — by Locality and Use.....        | 260 |
| Table 81. Issued Building Usage License — by Month and Material.....                  | 264 |
| Table 82. Issued Building Usage License — by Locality and Material.....               | 266 |
| Table 83. Issued Building Usage License — by Height.....                              | 268 |
| Table 84. Issued Building Usage License — by Story.....                               | 270 |
| Table 85. Issued Building Usage License — by Landuse Zones.....                       | 272 |
| Table 86. Visitors and Vehicles of Spots in National (Nature) Parks.....              | 274 |
| Table 87. Companies Providing Management Services of Condominium Building.....        | 276 |

|                        |            |
|------------------------|------------|
| <b>DEFINITION.....</b> | <b>277</b> |
|------------------------|------------|

**提要分析**

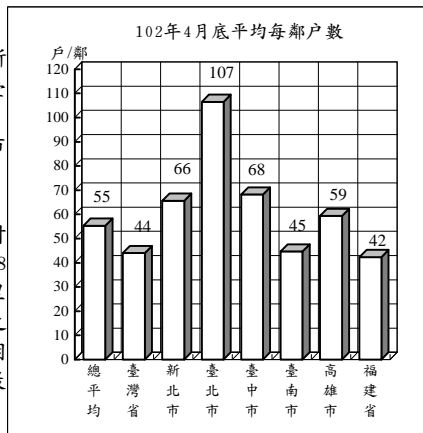
**SUMMARY ANALYSIS**

## 一、地方行政區劃

現有行政區域包括臺灣、福建省及新北、臺北、臺中、臺南、高雄直轄市；臺灣省設12縣、3省轄市，福建省設2縣。

直轄市、縣、省轄市下設368個鄉鎮市區；包括153個鄉、41個鎮、17個縣轄市、157個區。

102年4月底鄉鎮市區下共設7,839個村里，與上月底相同；村里下設有14萬8,558個鄰，較上月底減少14鄰。平均每個村里有19鄰；平均每個鄰有55戶，以臺北市之107戶為最多，臺中市68戶次之；平均每個村里有1,047戶，以臺北市每里2,235戶最多，臺中市每里1,419戶次之。



### 地方行政區劃

單位：個

| 年(月)底別    | 直轄市、縣、市數 |    |     | 鄉、鎮、市、區數 |    |     |     | 村、里數  | 鄰數      |
|-----------|----------|----|-----|----------|----|-----|-----|-------|---------|
|           | 直轄市      | 縣  | 省轄市 | 鄉        | 鎮  | 縣轄市 | 區   |       |         |
| 民國93年底    | 2        | 18 | 5   | 226      | 61 | 32  | 49  | 7,810 | 146,225 |
| 民國94年底    | 2        | 18 | 5   | 226      | 61 | 32  | 49  | 7,833 | 146,967 |
| 民國95年底    | 2        | 18 | 5   | 226      | 61 | 32  | 49  | 7,828 | 147,134 |
| 民國96年底    | 2        | 18 | 5   | 226      | 61 | 32  | 49  | 7,826 | 147,342 |
| 民國97年底    | 2        | 18 | 5   | 226      | 61 | 32  | 49  | 7,827 | 147,591 |
| 民國98年底    | 2        | 18 | 5   | 226      | 61 | 32  | 49  | 7,834 | 147,863 |
| 民國99年底    | 2        | 18 | 5   | 226      | 60 | 33  | 49  | 7,835 | 147,877 |
| 民國100年底   | 5        | 14 | 3   | 153      | 41 | 17  | 157 | 7,835 | 147,828 |
| 民國101年底   | 5        | 14 | 3   | 153      | 41 | 17  | 157 | 7,835 | 148,358 |
| 民國102年4月底 | 5        | 14 | 3   | 153      | 41 | 17  | 157 | 7,839 | 148,558 |

說明：1. 鄰數採戶籍登記數。  
2. 93年臺南市中區及西區合併為中西區。  
3. 99年桃園縣楊梅鎮改制為縣轄市。  
4. 99年12月25日臺北縣、臺中縣、臺南縣、高雄縣市改制或合併為新北市、臺中市、臺南市、高雄市等直轄市，自100年起依改制後鄉、鎮、市、區統計。

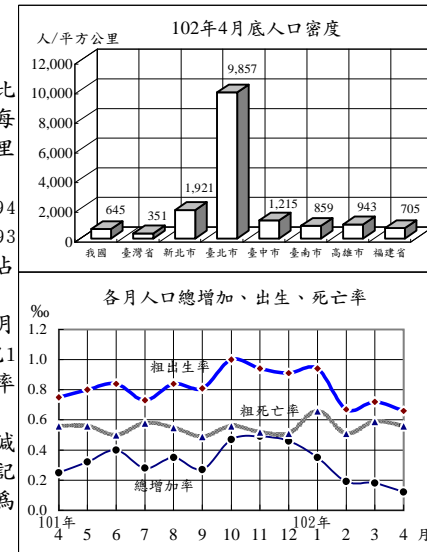
## 二、人口概況

102年4月底人口數2,333萬5,580人，性比例為100.16，平均每戶2.84人，人口密度為每平方公里645人，其中以臺北市每平方公里9,857人最高。

各直轄市、縣(市)人口中，以新北市394萬3,421人占16.90%最多、高雄市277萬8,793人占11.91%居次、臺中市269萬837人占11.53%再次之。

102年4月出生登記計1萬5,506人，較上月減少8.14%；月粗出生率為0.66‰。死亡登記1萬3,176人，較上月減少3.88%；月粗死亡率為0.56‰。

102年4月結婚登記計1萬335對，較上月減少23.79%；月粗結婚率為0.44‰。離婚登記4,326對，較上月減少5.69%；月粗離婚率為0.19‰。



### 戶籍登記

| 年(月)別      | 戶數<br>①   | 人口數<br>①   | 戶量<br>(人/戶)① | 人口密度<br>(人/平方公里)① | 動態登記     |          |          |          |
|------------|-----------|------------|--------------|-------------------|----------|----------|----------|----------|
|            |           |            |              |                   | 出生<br>人數 | 死亡<br>人數 | 結婚<br>對數 | 離婚<br>對數 |
| 民國93年      | 7,179,943 | 22,689,122 | 3.16         | 626.98            | 216,419  | 135,092  | 131,453  | 62,796   |
| 民國94年      | 7,292,879 | 22,770,383 | 3.12         | 629.22            | 205,854  | 139,398  | 141,140  | 62,571   |
| 民國95年      | 7,394,758 | 22,876,527 | 3.09         | 632.16            | 204,459  | 135,839  | 142,669  | 64,540   |
| 民國96年      | 7,512,449 | 22,958,360 | 3.06         | 634.39            | 204,414  | 141,111  | 135,041  | 58,518   |
| 民國97年      | 7,655,772 | 23,037,031 | 3.01         | 636.57            | 198,733  | 143,624  | 154,866  | 55,995   |
| 民國98年      | 7,805,834 | 23,119,772 | 2.96         | 638.82            | 191,310  | 143,582  | 117,099  | 57,223   |
| 民國99年      | 7,937,024 | 23,162,123 | 2.92         | 639.99            | 166,886  | 145,772  | 138,819  | 58,115   |
| 民國100年     | 8,057,761 | 23,224,912 | 2.88         | 641.70            | 196,627  | 152,915  | 165,327  | 57,008   |
| 民國101年     | 8,186,432 | 23,315,822 | 2.85         | 644.21            | 229,481  | 154,251  | 143,384  | 55,980   |
| 民國102年1-4月 | 8,210,846 | 23,335,580 | 2.84         | 644.76            | 70,034   | 54,074   | 48,929   | 16,461   |
| 民國102年4月   | 8,210,846 | 23,335,580 | 2.84         | 644.76            | 15,506   | 13,176   | 10,335   | 4,326    |

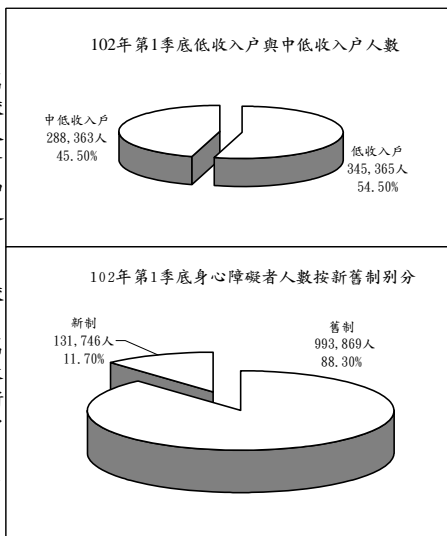
附註：①係指年(月)底數。

### 三、社會福利

(低收入戶、中低收入戶與身心障礙者)

102年第1季底低收入戶計14萬2,166戶、34萬5,365人，較上季底分別減少2.55%及3.38%，較101年同期分別增加9.00%及8.99%，低收入戶人數占總人口之1.48%；102年第1季底中低收入戶計9萬2,251戶、28萬8,363人，較上季底分別增加3.67%及2.25%，中低收入戶人數占總人口之1.24%。

102年第1季底身心障礙者計112萬5,615人，較上季底增加0.72%，較101年同期增加2.09%，占總人口之4.82%。領有舊制身心障礙者計99萬3,869人占88.30%，其中以肢體障礙者占35.62%最多，重要器官失去功能者占11.91%次之；領有新制身心障礙證明者計13萬1,746人占11.70%，其中以神經系統構造及精神、心智功能占41.71%最多，神經、肌肉、骨骼之移動相關構造及其功能占19.65%次之。



低收入戶、中低收入戶戶數及人數與身心障礙者人數

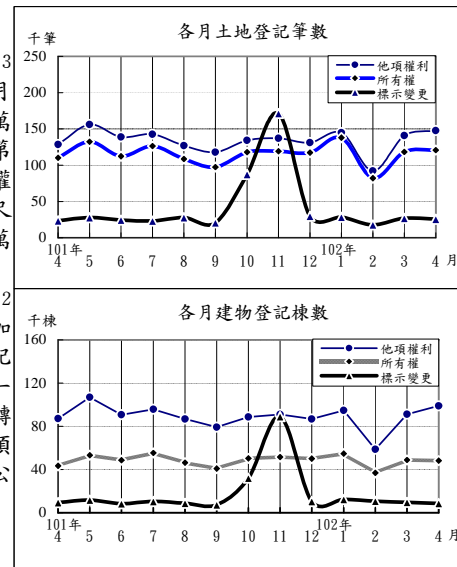
| 年(季)底別     | 低收入戶           |                |             | 中低收入戶         |                |             | 身心障礙者人數          |             |
|------------|----------------|----------------|-------------|---------------|----------------|-------------|------------------|-------------|
|            | 戶數             | 人數             | 占總人口比率(%)   | 戶數            | 人數             | 占總人口比率(%)   | 人數               | 占總人口比率(%)   |
| 民國93年底     | 82,783         | 204,216        | 0.90        | ...           | ...            | ...         | 908,719          | 4.01        |
| 民國94年底     | 84,823         | 211,292        | 0.93        | ...           | ...            | ...         | 937,944          | 4.12        |
| 民國95年底     | 89,900         | 218,166        | 0.96        | ...           | ...            | ...         | 981,015          | 4.29        |
| 民國96年底     | 90,682         | 220,990        | 0.97        | ...           | ...            | ...         | 1,020,760        | 4.45        |
| 民國97年底     | 93,032         | 223,697        | 1.11        | ...           | ...            | ...         | 1,040,585        | 4.52        |
| 民國98年底     | 105,265        | 256,342        | 1.18        | ...           | ...            | ...         | 1,071,073        | 4.63        |
| 民國99年底     | 112,200        | 273,361        | 1.35        | ...           | ...            | ...         | 1,076,293        | 4.65        |
| 民國100年底    | 128,237        | 314,282        | 1.35        | ...           | ...            | ...         | 1,100,436        | 4.74        |
| 民國101年底    | 145,887        | 357,436        | 1.53        | 88,988        | 282,019        | 1.21        | 1,117,518        | 4.79        |
| 民國101年第1季底 | 130,428        | 316,869        | 1.36        | 56,426        | 179,112        | 0.77        | 1,102,602        | 4.74        |
| 民國102年第1季底 | <b>142,166</b> | <b>345,365</b> | <b>1.48</b> | <b>92,251</b> | <b>288,363</b> | <b>1.24</b> | <b>1,125,615</b> | <b>4.82</b> |

說明：100年起高雄市低收入戶新增第4類。

### 四、土地、建物登記

102年4月受理各項土地登記29萬3,923筆、面積1億8,274萬平方公尺，分別較上月增加2.86%及8.20%；其中標示變更登記2萬5,616筆、面積4,115萬平方公尺，所有權第一次登記393筆、面積47萬平方公尺，所有權移轉登記12萬263筆、面積7,282萬平方公尺，他項權利登記14萬7,651筆、面積6,831萬平方公尺。

102年4月受理各項建物登記15萬5,562棟、面積2,611萬平方公尺，分別較上月增加4.09%及減少2.04%；其中標示變更登記8,593棟、面積578萬平方公尺，所有權第一次登記5,763棟、面積205萬平方公尺，移轉登記4萬2,380棟、面積514萬平方公尺，他項權利登記9萬8,826棟、面積1,314萬平方公尺。



土地、建物登記概況

| 年(月)別      | 土地登記 (筆)      |              |                |                | 建物登記 (棟)      |               |                |                |
|------------|---------------|--------------|----------------|----------------|---------------|---------------|----------------|----------------|
|            | 標示變更登記        | 所有權登記        |                | 他項權利登記         | 標示變更登記        | 所有權登記         |                | 他項權利登記         |
|            |               | 第一次登記        | 移轉登記           |                |               | 第一次登記         | 移轉登記           |                |
| 民國93年      | 830,377       | 11,399       | 1,401,762      | 1,865,022      | 225,775       | 131,025       | 549,799        | 1,172,593      |
| 民國94年      | 833,471       | 13,410       | 1,349,456      | 1,984,278      | 217,289       | 149,591       | 544,191        | 1,295,402      |
| 民國95年      | 797,468       | 17,420       | 1,340,463      | 2,035,330      | 178,904       | 173,608       | 554,291        | 1,332,568      |
| 民國96年      | 785,599       | 19,239       | 1,307,190      | 1,796,075      | 218,356       | 172,459       | 524,640        | 1,163,416      |
| 民國97年      | 558,327       | 23,262       | 1,261,788      | 1,623,891      | 170,285       | 154,254       | 495,566        | 1,093,210      |
| 民國98年      | 513,010       | 23,786       | 1,240,974      | 1,575,312      | 177,156       | 108,469       | 513,886        | 1,094,299      |
| 民國99年      | 621,312       | 17,538       | 1,370,463      | 1,642,249      | 208,287       | 90,945        | 529,972        | 1,104,735      |
| 民國100年     | 548,642       | 12,950       | 1,791,878      | 1,557,855      | 167,893       | 93,632        | 497,739        | 1,021,432      |
| 民國101年     | 516,262       | 12,896       | 1,329,756      | 1,562,374      | 212,143       | 102,510       | 456,003        | 1,043,014      |
| 民國102年1-4月 | <b>98,394</b> | <b>1,361</b> | <b>457,612</b> | <b>525,184</b> | <b>41,208</b> | <b>31,832</b> | <b>156,635</b> | <b>342,996</b> |
| 民國102年4月   | <b>25,616</b> | <b>393</b>   | <b>120,263</b> | <b>147,651</b> | <b>8,593</b>  | <b>5,763</b>  | <b>42,380</b>  | <b>98,826</b>  |

## 五、治安維護

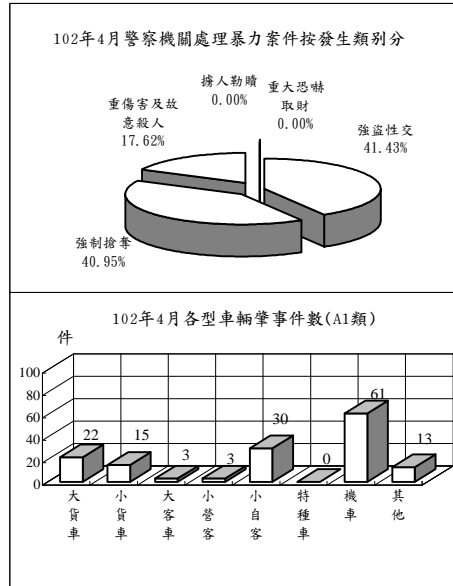
102年4月警察機關處理刑事案件總計2萬2,587件，較上月減少5.56%；其中竊盜占28.70%，暴力犯罪占0.93%，其他占70.37%；暴力犯罪中以強制性交占41.43%為最多。

102年4月嫌疑犯人數1萬9,006人，較上月減少8.71%；其中12-17歲之少年嫌疑犯894人占4.70%，較上月減少7.93%。

102年4月道路交通事故(A1+A2)2萬233件，較上月減少7.78%；死亡148人，較上月減少11.38%，受傷2萬6,530人，較上月減少9.05%。

102年4月集會遊行296件，較上月增加35.78%；其中未申請103件占34.80%。

102年4月查獲經濟案件911件，較上月減少1.19%；其中侵害智慧財產權437件最多，違反金融273件次之。



## 治安維護

| 年(月)別      | 刑事案件           |               |              | 道路交通事故(A1+A2) |            |                | 集會遊行事件數(件) | 查獲經濟案件(件)    |
|------------|----------------|---------------|--------------|---------------|------------|----------------|------------|--------------|
|            | 發生件數           | 嫌疑犯(人)        | 少年           | 車輛肇事事件數       | 死亡人數       | 受傷人數           |            |              |
| 民國93年      | 522,305        | 176,975       | 10,540       | 137,221       | 2,634      | 179,108        | 5,464      | 6,841        |
| 民國94年      | 555,109        | 207,425       | 9,620        | 155,814       | 2,894      | 203,087        | 6,812      | 7,509        |
| 民國95年      | 512,788        | 229,193       | 10,384       | 160,897       | 3,140      | 211,176        | 4,407      | 9,826        |
| 民國96年      | 491,815        | 265,860       | 10,881       | 163,971       | 2,573      | 216,927        | 2,997      | 11,447       |
| 民國97年      | 453,439        | 271,186       | 11,283       | 170,127       | 2,224      | 227,423        | 3,636      | 10,966       |
| 民國98年      | 386,075        | 261,973       | 10,762       | 184,749       | 2,092      | 246,994        | 6,305      | 11,159       |
| 民國99年      | 371,934        | 269,340       | 11,102       | 219,651       | 2,047      | 293,764        | 9,267      | 10,321       |
| 民國100年     | 347,674        | 260,356       | 13,103       | 235,776       | 2,117      | 315,201        | 5,298      | 10,621       |
| 民國101年     | 317,356        | 262,058       | 15,078       | 249,465       | 2,040      | 334,082        | 3,728      | 10,008       |
| 民國102年1-4月 | <b>100,783</b> | <b>91,935</b> | <b>4,996</b> | <b>83,348</b> | <b>650</b> | <b>109,997</b> | <b>894</b> | <b>3,466</b> |
| 民國102年4月   | <b>22,587</b>  | <b>19,006</b> | <b>894</b>   | <b>20,233</b> | <b>148</b> | <b>26,530</b>  | <b>296</b> | <b>911</b>   |

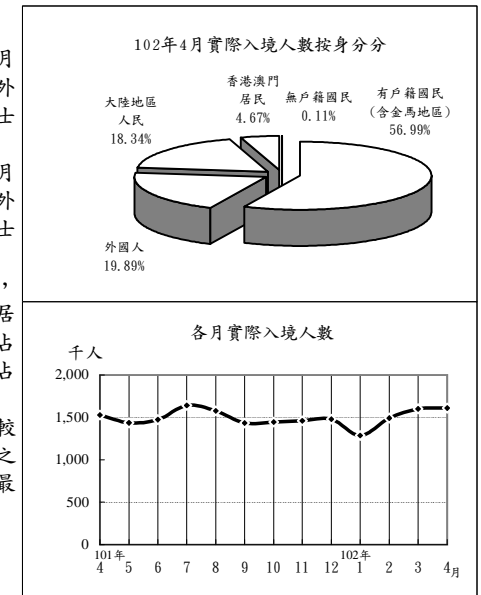
## 六、入出國及移民

102年4月入境160萬7,606人次，較上月增加0.52%；其中有戶籍國民占56.99%，外國人占19.89%，無戶籍國民及大陸港澳人士則占23.12%；15至64歲者占86.14%。

102年4月出境161萬4,103人次，較上月增加6.28%；其中有戶籍國民占55.63%，外國人占19.41%，無戶籍國民及大陸港澳人士則占24.96%；15至64歲者占85.54%。

102年4月底合法居留外僑49萬3,774人，較上月底增加0.97%；其中年滿15歲以上居留外僑之經濟活動以外籍勞工39萬4,647人占81.09%最多，非勞動力4萬9,444人占10.16%次之。

102年4月查處違法外來人口2,183人，較上月減少3.36%；其中以具違法行為事實之逾期(含非法入境、漏(跳)船船員)1,569人最多，單純逾期547人次之。



## 入出國及移民

| 年(月)別      | 實際入境人數(千人次)  |              |              | 實際出境人數(千人次)  |              |              | 合法居留外僑(人)①     | 查處違法外來人口(人)  |
|------------|--------------|--------------|--------------|--------------|--------------|--------------|----------------|--------------|
|            | 有戶籍國民        | 外國人          | 合計           | 有戶籍國民        | 外國人          | 合計           |                |              |
| 民國93年      | 10,699       | 7,749        | 2,428        | 10,679       | 7,781        | 2,388        | 423,456        | 21,086       |
| 民國94年      | 11,557       | 8,179        | 2,798        | 11,548       | 8,208        | 2,771        | 429,703        | 24,316       |
| 民國95年      | 12,149       | 8,629        | 2,856        | 12,161       | 8,671        | 2,835        | 428,240        | 28,463       |
| 民國96年      | 12,640       | 8,924        | 2,989        | 12,642       | 8,964        | 2,962        | 433,169        | 18,264       |
| 民國97年      | 12,298       | 8,453        | 2,963        | 12,294       | 8,465        | 2,960        | 417,385        | 16,916       |
| 民國98年      | 12,513       | 8,118        | 2,770        | 12,501       | 8,143        | 2,767        | 403,700        | 17,336       |
| 民國99年      | 14,981       | 9,414        | 3,235        | 14,909       | 9,415        | 3,184        | 418,802        | 17,193       |
| 民國100年     | 15,649       | 9,561        | 3,589        | 15,567       | 9,584        | 3,517        | 466,206        | 16,194       |
| 民國101年     | 17,491       | 10,180       | 3,832        | 17,464       | 10,240       | 3,763        | 483,921        | 24,284       |
| 民國102年1-4月 | <b>5,981</b> | <b>3,431</b> | <b>1,275</b> | <b>5,984</b> | <b>3,433</b> | <b>1,284</b> | <b>493,774</b> | <b>7,842</b> |
| 民國102年4月   | <b>1,608</b> | <b>916</b>   | <b>320</b>   | <b>1,614</b> | <b>898</b>   | <b>313</b>   | <b>493,774</b> | <b>2,183</b> |

附註：①係指年(月)底數。

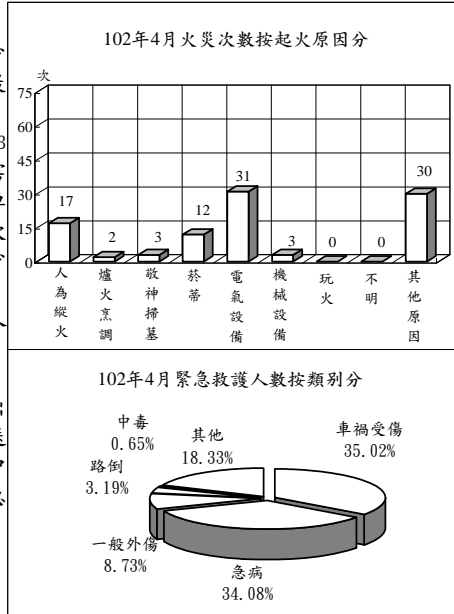
## 七、消防與緊急救護

102年4月火災事故98次，較上月減少27.41%；原因以電氣設備31次占31.63%最多，人為縱火17次占17.35%次之。

102年4月火災事故死亡4人、受傷13人；死傷原因中以火焰灼燒13人最多，有害氣體3人次之。被毀損房屋52間；被毀損車輛45輛，其中機車29輛最多，小型車16輛次之；財物損失估計3,172萬元，較上月減少44.92%。

102年4月火災事故出動人員2萬5,776人次，較上月減少40.11%；救出人數35人，較上月增加66.67%。

102年4月消防單位受理救護案件救護出動7萬8,589次，較上月減少5.50%。急救送醫6萬6,507人次，較上月減少5.30%；其中車禍受傷2萬3,291人次占35.02%最多，急病2萬2,664人次占34.08%居次。



### 消防與緊急救護

| 年(月)別      | 火災事故            |                  |                 |                 |                 |                   |                   |                     | 急救送醫<br>人次     |
|------------|-----------------|------------------|-----------------|-----------------|-----------------|-------------------|-------------------|---------------------|----------------|
|            | 發生<br>次數<br>(次) | 出動<br>人次<br>(人次) | 救出<br>人數<br>(人) | 死亡<br>人數<br>(人) | 受傷<br>人數<br>(人) | 被毀損<br>房屋數<br>(間) | 被毀損<br>車輛數<br>(輛) | 財物損<br>失估值<br>(百萬元) |                |
| 民國93年      | 6,611           | 373,974          | 836             | 160             | 551             | 2,065             | 2,217             | 2,089               | 473,967        |
| 民國94年      | 5,139           | 341,302          | 1,275           | 139             | 532             | 1,462             | 1,662             | 2,823               | 529,321        |
| 民國95年      | 4,332           | 302,767          | 968             | 125             | 471             | 1,489             | 1,458             | 1,559               | 537,707        |
| 民國96年      | 3,392           | 322,613          | 1,329           | 120             | 398             | 1,483             | 1,630             | 1,292               | 593,034        |
| 民國97年      | 2,886           | 305,862          | 1,173           | 101             | 304             | 1,252             | 1,066             | 1,475               | 609,506        |
| 民國98年      | 2,621           | 350,597          | 719             | 117             | 296             | 1,238             | 1,359             | 762                 | 662,924        |
| 民國99年      | 2,186           | 325,601          | 503             | 83              | 308             | 1,255             | 728               | 1,687               | 749,126        |
| 民國100年     | 1,772           | 335,992          | 570             | 97              | 288             | 1,028             | 567               | 553                 | 817,928        |
| 民國101年     | 1,574           | 397,510          | 471             | 142             | 286             | 907               | 614               | 694                 | 826,076        |
| 民國102年1-4月 | <b>511</b>      | <b>144,017</b>   | <b>116</b>      | <b>42</b>       | <b>69</b>       | <b>331</b>        | <b>169</b>        | <b>184</b>          | <b>281,341</b> |
| 民國102年4月   | <b>98</b>       | <b>25,776</b>    | <b>35</b>       | <b>4</b>        | <b>13</b>       | <b>52</b>         | <b>45</b>         | <b>32</b>           | <b>66,507</b>  |

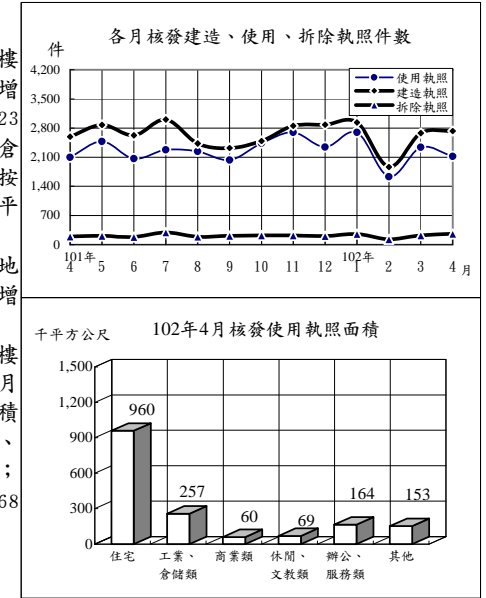
說明：自93年起，警察人員不列入出動人次統計。

## 八、營建管理

102年4月核發建造執照2,730件、總樓地板面積354萬828平方公尺，分別較上月增加2.02%及29.23%；其中以住宅用面積223萬1,334平方公尺占63.02%最多，工業、倉儲類51萬3,746平方公尺占14.51%居次；按構造別分，以混凝土構造面積244萬6,458平方公尺占69.09%最多。

102年4月核發拆除執照262件、總樓地板面積19萬9,801平方公尺，分別較上月增加17.49%及減少11.84%。

102年4月核發使用執照2,121件、總樓地板面積166萬3,860平方公尺，分別較上月減少9.13%及17.26%；其中以住宅用面積96萬147平方公尺占57.71%為最多，工業、倉儲類25萬7,446平方公尺占15.47%居次；按構造別分，以混凝土構造面積125萬5,568平方公尺占75.46%最多。



### 營建管理

| 年(月)別      | 建造執照            |                       |                   | 拆除執照            |                       | 使用執照            |                       |                   |
|------------|-----------------|-----------------------|-------------------|-----------------|-----------------------|-----------------|-----------------------|-------------------|
|            | 核發<br>件數<br>(件) | 總樓地板<br>面積(千平<br>方公尺) | 工程<br>造價<br>(百萬元) | 核發<br>件數<br>(件) | 總樓地板<br>面積(千平<br>方公尺) | 核發<br>件數<br>(件) | 總樓地板<br>面積(千平<br>方公尺) | 工程<br>造價<br>(百萬元) |
| 民國93年      | 45,934          | 42,497                | 277,717           | 1,897           | 1,893                 | 31,902          | 27,873                | 182,271           |
| 民國94年      | 43,805          | 43,200                | 304,675           | 2,153           | 2,598                 | 35,271          | 31,028                | 204,429           |
| 民國95年      | 35,184          | 36,664                | 267,312           | 2,065           | 1,645                 | 37,978          | 36,202                | 244,846           |
| 民國96年      | 31,704          | 34,732                | 265,739           | 2,136           | 2,391                 | 34,797          | 36,024                | 254,004           |
| 民國97年      | 19,484          | 26,166                | 205,554           | 1,752           | 1,934                 | 27,376          | 32,717                | 246,477           |
| 民國98年      | 20,517          | 19,916                | 151,164           | 1,772           | 1,585                 | 16,770          | 26,535                | 213,322           |
| 民國99年      | 29,696          | 31,174                | 246,977           | 2,520           | 2,544                 | 22,293          | 24,014                | 185,920           |
| 民國100年     | 33,161          | 34,148                | 278,145           | 2,376           | 2,380                 | 26,250          | 25,885                | 190,240           |
| 民國101年     | 31,237          | 32,883                | 274,087           | 2,529           | 2,208                 | 26,903          | 27,761                | 215,964           |
| 民國102年1-4月 | <b>10,205</b>   | <b>12,361</b>         | <b>108,975</b>    | <b>870</b>      | <b>733</b>            | <b>8,776</b>    | <b>8,173</b>          | <b>63,087</b>     |
| 民國102年4月   | <b>2,730</b>    | <b>3,541</b>          | <b>31,946</b>     | <b>262</b>      | <b>200</b>            | <b>2,121</b>    | <b>1,664</b>          | <b>12,169</b>     |



# 統計表

## STATISTICAL TABLES

\* 表列數字無論總數與細數均由電腦整理，其尾數採四捨五入法計列，故細數之和與總數未必絕對一致。

\* 表列一〇二年資料，靜態欄為一〇二年四月(季報為一〇二年第一季)底數，動態欄為至一〇二年四月(季報為至一〇二年第一季)累計數。

\* 表列人口成長率、性比例、戶量、人口密度、粗出生率、粗死亡率、粗結婚率、粗離婚率、刑案發生率、犯罪人口率、破獲率、少年嫌犯比率、機動車輛肇事率、消防安全檢查合格率、大陸地區配偶申請來臺團聚面談不予通過比率之「較上月增減」與「較上年同月增減」為增減數。

\* 表內福建省係指金門縣及連江縣。

\* 表列縣 C.為County之簡寫。

\* 因應九十九年十二月二十五日部分縣市改制或合併為直轄市，自一〇〇年起相關報表區域別均依改制後縣市排序。

表1. 內政統計指標

| 年(月)別                            | 戶 政 Population Affairs  |                                  |                             |                               |   |  |                               |
|----------------------------------|-------------------------|----------------------------------|-----------------------------|-------------------------------|---|--|-------------------------------|
|                                  | 戶數<br>(千戶)<br>(1)       | 總人數<br>(千人)<br>(1)               | 人口<br>成長率<br>(1)            | 性比例<br>(女=100)<br>(1)         | 戶量<br>(人/戶)<br>(1)                                    | 人口密度<br>(人/平方<br>公里)<br>(1)                                | 粗出生<br>率                      |
| Year(Month)                      | Households<br>(1,000H.) | Population<br>(1,000<br>Persons) | Rate of<br>Growth<br>(o/oo) | Sex Ratio<br>(Female<br>=100) | Mean Size<br>of Households<br>(Persons/<br>Household) | Population<br>Density<br>(Persons<br>per km <sup>2</sup> ) | Crude Birth<br>Rate<br>(o/oo) |
| 九十三年 2004                        | 7,180                   | 22,689                           | 3.74                        | 103.53                        | 3.16  | 626.98   | 9.56                          |
| 九十四年 2005                        | 7,293                   | 22,770                           | 3.58                        | 103.16                        | 3.12  | 629.22   | 9.06                          |
| 九十五年 2006                        | 7,395                   | 22,877                           | 4.66                        | 102.72                        | 3.09  | 632.16   | 8.96                          |
| 九十六年 2007                        | 7,512                   | 22,958                           | 3.58                        | 102.28                        | 3.06  | 634.39   | 8.92                          |
| 九十七年 2008                        | 7,656                   | 23,037                           | 3.43                        | 101.89                        | 3.01  | 636.57   | 8.64                          |
| 九十八年 2009                        | 7,806                   | 23,120                           | 3.59                        | 101.34                        | 2.96  | 638.82   | 8.29                          |
| 九十九年 2010                        | 7,937                   | 23,162                           | 1.83                        | 100.94                        | 2.92  | 639.99   | 7.21                          |
| 一〇〇年 2011                        | 8,058                   | 23,225                           | 2.71                        | 100.57                        | 2.88  | 641.70   | 8.48                          |
| 一〇一年 2012                        | 8,186                   | 23,316                           | 3.91                        | 100.26                        | 2.85  | 644.21   | 9.86                          |
| 四月 Apr.                          | 8,091                   | 23,245                           | 0.25                        | 100.47                        | 2.87  | 642.26   | 0.75                          |
| 五月 May                           | 8,104                   | 23,252                           | 0.32                        | 100.43                        | 2.87  | 642.46   | 0.80                          |
| 六月 June                          | 8,114                   | 23,262                           | 0.40                        | 100.41                        | 2.87  | 642.72   | 0.84                          |
| 七月 July                          | 8,129                   | 23,268                           | 0.28                        | 100.38                        | 2.86  | 642.90   | 0.73                          |
| 八月 Aug.                          | 8,148                   | 23,276                           | 0.35                        | 100.36                        | 2.86  | 643.12   | 0.84                          |
| 九月 Sept.                         | 8,168                   | 23,283                           | 0.27                        | 100.34                        | 2.85  | 643.30   | 0.81                          |
| 十月 Oct.                          | 8,173                   | 23,294                           | 0.47                        | 100.32                        | 2.85  | 643.60   | 1.00                          |
| 十一月 Nov.                         | 8,179                   | 23,305                           | 0.49                        | 100.29                        | 2.85  | 643.91   | 0.94                          |
| 十二月 Dec.                         | 8,186                   | 23,316                           | 0.46                        | 100.26                        | 2.85  | 644.21   | 0.91                          |
| <b>一〇二年 2013</b>                 | <b>8,211</b>            | <b>23,336</b>                    | <b>0.85</b>                 | <b>100.16</b>                 | <b>2.84</b>   | <b>644.76</b>  | <b>3.00</b>                   |
| 一月 Jan.                          | 8,192                   | 23,324                           | 0.35                        | 100.23                        | 2.85  | 644.44   | 0.94                          |
| 二月 Feb.                          | 8,196                   | 23,329                           | 0.19                        | 100.21                        | 2.85  | 644.56   | 0.67                          |
| 三月 Mar.                          | 8,204                   | 23,333                           | 0.18                        | 100.19                        | 2.84  | 644.68   | 0.72                          |
| 四月 Apr.                          | 8,211                   | 23,336                           | 0.12                        | 100.16                        | 2.84  | 644.76   | 0.66                          |
| 較上月增減(%)<br>VS. with Last Month  | 0.08                    | 0.01                             | -0.05                       | -0.02                         | -0.00   | 0.08   | -0.06                         |
| 較上年同月增減(%)<br>VS. with Last Year | 1.48                    | 0.39                             | -0.12                       | -0.30                         | -0.03   | 2.50   | -0.08                         |

說明：(1)係指年(月)底數。

TABLE 1. STATISTICAL INDICATORS OF INTERIOR

| 戶 政 Population Affairs           |                                     |                                    | 民 政 Civil Affairs                        |              |                    |                      |                                       |
|----------------------------------|-------------------------------------|------------------------------------|--|--------------|--------------------|----------------------|---------------------------------------|
| 粗死亡<br>率                         | 粗結婚<br>率                            | 粗離婚<br>率                           | 鄉鎮<br>市區數<br>(1)                         | 村里數<br>(1)   | 鄰數<br>(1)          | 政黨數<br>(1)           | 全國性<br>政治<br>團體數<br>(1)               |
| Crude<br>Death<br>Rate<br>(o/oo) | Crude<br>Marriage<br>Rate<br>(o/oo) | Crude<br>Divorce<br>Rate<br>(o/oo) | Town-<br>ships,<br>Cities &<br>Districts | Villages     | Neigh-<br>borhoods | Political<br>Parties | National<br>Political<br>Associations |
| 5.97                             | 5.80                                | 2.77                               | 368                                      | 7,810        | 146,225            | 108                  | 39                                    |
| 6.13                             | 6.21                                | 2.75                               | 368                                      | 7,833        | 146,967            | 116                  | 40                                    |
| 5.95                             | 6.25                                | 2.83                               | 368                                      | 7,828        | 147,134            | 122                  | 42                                    |
| 6.16                             | 5.89                                | 2.55                               | 368                                      | 7,826        | 147,342            | 136                  | 43                                    |
| 6.25                             | 6.73                                | 2.43                               | 368                                      | 7,827        | 147,591            | 144                  | 43                                    |
| 6.22                             | 5.07                                | 2.48                               | 368                                      | 7,834        | 147,863            | 158                  | 43                                    |
| 6.30                             | 6.00                                | 2.51                               | 368                                      | 7,835        | 147,877            | 175                  | 43                                    |
| 6.59                             | 7.13                                | 2.46                               | 368                                      | 7,835        | 147,828            | 209                  | 43                                    |
| 6.63                             | 6.16                                | 2.41                               | 368                                      | 7,835        | 148,358            | 231                  | 43                                    |
| 0.56                             | 0.43                                | 0.21                               | 368                                      | 7,835        | 147,952            | 222                  | 43                                    |
| 0.56                             | 0.46                                | 0.22                               | 368                                      | 7,835        | 147,951            | 224                  | 43                                    |
| 0.50                             | 0.45                                | 0.20                               | 368                                      | 7,835        | 147,960            | 224                  | 43                                    |
| 0.58                             | 0.53                                | 0.22                               | 368                                      | 7,835        | 147,987            | 225                  | 43                                    |
| 0.55                             | 0.35                                | 0.21                               | 368                                      | 7,835        | 148,324            | 225                  | 43                                    |
| 0.49                             | 0.34                                | 0.19                               | 368                                      | 7,835        | 148,353            | 225                  | 43                                    |
| 0.56                             | 0.59                                | 0.22                               | 368                                      | 7,835        | 148,356            | 226                  | 43                                    |
| 0.52                             | 0.66                                | 0.19                               | 368                                      | 7,835        | 148,358            | 229                  | 43                                    |
| 0.51                             | 0.66                                | 0.17                               | 368                                      | 7,835        | 148,358            | 231                  | 43                                    |
| <b>2.32</b>                      | <b>2.10</b>                         | <b>0.71</b>                        | <b>368</b>                               | <b>7,839</b> | <b>148,558</b>     | <b>238</b>           | <b>43</b>                             |
| 0.66                             | 0.74                                | 0.18                               | 368                                      | 7,835        | 148,379            | 233                  | 43                                    |
| 0.51                             | 0.33                                | 0.14                               | 368                                      | 7,835        | 148,388            | 233                  | 43                                    |
| 0.59                             | 0.58                                | 0.20                               | 368                                      | 7,839        | 148,572            | 237                  | 43                                    |
| 0.56                             | 0.44                                | 0.19                               | 368                                      | 7,839        | 148,558            | 238                  | 43                                    |
| -0.02                            | -0.14                               | -0.01                              | 0.00                                     | 0.00         | -0.01              | 0.42                 | 0.00                                  |
| 0.01                             | 0.01                                | -0.02                              | 0.00                                     | 0.05         | 0.41               | 7.21                 | 0.00                                  |

Note: (1)The data refers to End of Year(Month).

表1. 內政統計指標(續)

| 年(月)別<br>Year(Month)             | 社 政 Social Affairs  |   |  |   |   |   |   |
|----------------------------------|---|---|--|---|---|---|---|
|                                  | 全國性<br>職業團<br>體數<br>(1)<br>National<br>Occupational<br>Associations | 全國性<br>社會團<br>體數<br>(1)<br>National<br>Social<br>Associations | 低收入戶<br>戶數(戶)<br>(1)<br>Low-<br>Income<br>Families<br>(Households) | 中低收入戶<br>戶數(戶)<br>(1)<br>Mid-<br>Income<br>Families<br>(Households) | 身心障礙者<br>人數(人)<br>(1)<br>The<br>Disabled<br>(Persons) | 災害救助<br>金額<br>(千元)<br>Aid for<br>Disasters<br>(NT\$1,000) | 急難救助<br>金額<br>(千元)<br>Aid for<br>Emergencies<br>(NT\$1,000) |
| 九十三年 2004                        | 253   | 5,997   | 82,783   | —   | 908,719   | 662,712   | 245,921   |
| 九十四年 2005                        | 262   | 6,565   | 84,823   | —   | 937,944   | 547,739   | 217,939   |
| 九十五年 2006                        | 269   | 7,150   | 89,900   | —   | 981,015   | 84,219  | 215,961   |
| 九十六年 2007                        | 278   | 7,796   | 90,682   | —   | 1,020,760   | 132,553   | 268,451   |
| 九十七年 2008                        | 287   | 8,542   | 93,032   | —   | 1,040,585   | 188,700   | 273,655   |
| 九十八年 2009                        | 294   | 9,252   | 105,265  | —   | 1,071,073   | 821,798   | 245,764   |
| 九十九年 2010                        | 301   | 9,248   | 112,200  | —   | 1,076,293   | 792,257   | 283,733   |
| 一〇〇年 2011                        | 308   | 10,298  | 128,237  | 35,420  | 1,100,436   | 46,723  | 274,228   |
| 一〇一年 2012                        | 314   | 11,172  | 145,613  | 88,988  | 1,117,518   | 173,626   | 269,201   |
| 四 月 Apr.                         |   |   |  |   |   |   |   |
| 五 月 May                          |   |   |  |   |   |   |   |
| 六 月 June                         | 309   | 10,713  | 137,497  | 70,939  | 1,110,304   | 15,126  | 71,332  |
| 七 月 July                         |   |   |  |   |   |   |   |
| 八 月 Aug.                         |   |   |  |   |   |   |   |
| 九 月 Sept.                        | ...   | ...   | 141,767  | 82,251  | 1,104,849   | 80,366  | 67,021  |
| 十 月 Oct.                         |   |   |  |   |   |   |   |
| 十一月 Nov.                         |   |   |  |   |   |   |   |
| 十二月 Dec.                         | 314   | 11,172  | 145,613  | 88,988  | 1,117,518   | 67,055  | 66,055  |
| <b>一〇二年 2013</b>                 |   |   |  |   |   | <b>10,165</b>   | <b>60,850</b>   |
| 一 月 Jan.                         |   |   |  |   |   |   |   |
| 二 月 Feb.                         |   |   |  |   |   |   |   |
| 三 月 Mar.                         | ...   | ...   | 142,166  | 92,251  | 1,125,615   | 10,165  | 60,850  |
| 四 月 Apr.                         |   |   |  |   |   |   |   |
| 較上月增減(%)<br>VS. with Last Month  | —   | —   | —  | —   | —   | —   | —   |
| 較上年同月增減(%)<br>VS. with Last Year | —   | —   | —  | —   | —   | —   | —   |

TABLE 1. STATISTICAL INDICATORS OF INTERIOR (CONT.)

| 地 政 Land Administration   |   |  |   | 消 防 Fire Fighting   |  |   |
|---|---|--|---|---|--|---|
| 土地<br>第一次<br>登記<br>(筆)<br>Initial Land<br>Registration<br>(Plots) | 土地標示變更、<br>移轉、他項權利<br>筆數<br>(千筆)<br>Change, Transfer &<br>Others of Land<br>(1,000 Plots) | 建物第一次<br>登記<br>(千棟)<br>Initial<br>Building<br>Registration<br>(1,000<br>Buildings) | 建物標示變更、<br>移轉、他項權利<br>棟數<br>(千棟)<br>Change, Transfer<br>& Others of<br>Buildings<br>(1,000 Buildings) | 消防安全查察<br>列管數(家)<br>(1)<br>Supervision<br>of Safety<br>Installation<br>(Houses) | 消防安全檢查<br>件次<br>(件次)<br>Inspection<br>of Safety<br>Installation<br>(Cases) | 消防安全檢查<br>合格率<br>(%)<br>Qualified Cases<br>of Inspection<br>of Safety<br>Installation |
| 11,399  | 4,097   | 131  | 1,948   | 129,664   | 321,831  | 91.78   |
| 13,410  | 4,167   | 150  | 2,057   | 140,764   | 303,725  | 91.62   |
| 17,420  | 4,173   | 174  | 2,066   | 141,093   | 287,416  | 90.45   |
| 19,239  | 3,889   | 172  | 1,906   | 156,209   | 311,249  | 89.35   |
| 23,262  | 3,444   | 154  | 1,759   | 163,700   | 310,730  | 90.09   |
| 23,786  | 3,329   | 108  | 1,785   | 168,270   | 303,229  | 88.97   |
| 17,538  | 3,636   | 91   | 1,847   | 172,786   | 302,257  | 88.84   |
| 12,950  | 3,898   | 94   | 1,687   | 185,003   | 327,519  | 85.37   |
| 12,896  | 3,408   | 103  | 1,711   | 192,795   | 317,670  | 86.09   |
| 381   | 262   | 5  | 134   | 186,703   | 25,302   | 84.49   |
| 364   | 316   | 8  | 164   | 187,695   | 23,479   | 85.30   |
| 140   | 275   | 7  | 141   | 188,609   | 21,870   | 86.15   |
| 217   | 292   | 10   | 151   | 188,977   | 31,002   | 90.69   |
| 327   | 263   | 10   | 132   | 189,622   | 28,335   | 89.28   |
| 166   | 235   | 7  | 120   | 190,566   | 22,933   | 86.49   |
| 4,666   | 335   | 10   | 161   | 193,333   | 26,957   | 84.77   |
| 5,223   | 423   | 11   | 220   | 192,782   | 26,559   | 82.40   |
| 688   | 278   | 10   | 138   | 192,795   | 34,920   | 87.24   |
| <b>1,361</b>  | <b>1,081</b>  | <b>32</b>  | <b>541</b>  | <b>194,348</b>  | <b>112,761</b>   | <b>86.52</b>  |
| 337   | 311   | 8  | 153   | 192,283   | 38,643   | 86.23   |
| 464   | 191   | 10   | 96  | 192,454   | 23,520   | 88.18   |
| 167   | 286   | 7  | 142   | 193,981   | 25,114   | 86.70   |
| 393   | 294   | 6  | 150   | 194,348   | 25,484   | 85.26   |
| 135.33  | 2.78  | -22.85   | 5.51  | 0.19  | 1.47   | -1.44   |
| 3.15  | 12.18   | 8.57   | 11.39   | 4.09  | 0.72   | 0.77  |

表1. 內政統計指標(續)

| 年(月)別<br>Year(Month)             | 消 防 Fire Fighting                               |  |  |  | 移 民 Immigration   |  | 警 政 Police Administration   |   |
|----------------------------------|---|--|--|--|---|--|---|---|
|                                  | 火災發生<br>次數<br>(次)<br>No. of<br>Fires<br>(Times) | 火災被<br>毀損房屋<br>(間)<br>Burn-out<br>&<br>Damaged<br>Houses<br>(Houses) | 火災<br>死傷人數<br>(人)<br>Death &<br>Injured<br>Casualties<br>(Persons) | 消防急救<br>送醫人次<br>(人次)<br>Persons<br>Rescued in<br>Emergency<br>(Person-<br>Times) | 出境人數<br>(千人次)<br>Exit<br>Persons<br>(1,000<br>Person-<br>Times) | 合法居留<br>外僑人數<br>(千人)<br>Foreign<br>Residents<br>(1,000<br>Persons) | 刑案<br>發生件數<br>(千件)<br>Offenses<br>Known<br>to Police<br>(1,000 Cases) | 破獲嫌<br>疑犯人數<br>(千人)<br>Offenders<br>Cleared<br>(1,000<br>Persons) |
| 九十三年 2004                        | 6,611   | 2,065  | 711  | 473,967  | 10,679  | 423.5  | 522.3   | 177.0   |
| 九十四年 2005                        | 5,139   | 1,462  | 671  | 529,321  | 11,548  | 429.7  | 555.1   | 207.4   |
| 九十五年 2006                        | 4,332   | 1,489  | 596  | 537,707  | 12,161  | 428.2  | 512.8   | 229.2   |
| 九十六年 2007                        | 3,392   | 1,483  | 518  | 593,034  | 12,642  | 433.2  | 491.8   | 265.9   |
| 九十七年 2008                        | 2,886   | 1,252  | 405  | 609,506  | 12,294  | 417.4  | 453.4   | 271.2   |
| 九十八年 2009                        | 2,621   | 1,292  | 415  | 662,924  | 12,501  | 403.7  | 386.1   | 262.0   |
| 九十九年 2010                        | 2,186   | 1,276  | 391  | 749,126  | 14,909  | 418.8  | 371.9   | 269.3   |
| 一〇〇年 2011                        | 1,772   | 1,028  | 385  | 817,928  | 15,567  | 466.2  | 347.7   | 260.4   |
| 一〇一年 2012                        | 1,574   | 907  | 428  | 826,076  | 17,464  | 483.9  | 317.4   | 262.1   |
| 四 月 Apr.                         | 135   | 69   | 46   | 67,076   | 1,529   | 473.0  | 27.0  | 21.1  |
| 五 月 May                          | 110   | 102  | 32   | 68,788   | 1,467   | 470.8  | 27.2  | 22.0  |
| 六 月 June                         | 107   | 50   | 23   | 66,755   | 1,506   | 465.3  | 23.8  | 18.1  |
| 七 月 July                         | 135   | 86   | 15   | 70,898   | 1,640   | 467.5  | 29.4  | 25.4  |
| 八 月 Aug.                         | 129   | 75   | 30   | 66,214   | 1,572   | 473.7  | 27.4  | 23.8  |
| 九 月 Sept.                        | 140   | 73   | 18   | 65,935   | 1,299   | 483.3  | 26.0  | 21.3  |
| 十 月 Oct.                         | 163   | 120  | 100  | 70,386   | 1,528   | 486.1  | 26.2  | 22.0  |
| 十一月 Nov.                         | 131   | 56   | 35   | 66,379   | 1,423   | 486.7  | 24.4  | 21.1  |
| 十二月 Dec.                         | 112   | 51   | 16   | 71,383   | 1,436   | 483.9  | 22.3  | 19.3  |
| <b>一〇二年 2013</b>                 | <b>511</b>                                      | <b>331</b>   | <b>111</b>   | <b>281,341</b>   | <b>5,984</b>  | <b>493.8</b>   | <b>100.8</b>  | <b>91.9</b>   |
| 一 月 Jan.                         | 131   | 92   | 28   | 77,025   | 1,340   | 476.5  | 24.2  | 20.8  |
| 二 月 Feb.                         | 147   | 113  | 36   | 67,581   | 1,511   | 485.3  | 30.1  | 31.3  |
| 三 月 Mar.                         | 135   | 74   | 30   | 70,228   | 1,519   | 489.0  | 23.9  | 20.8  |
| 四 月 Apr.                         | 98  | 52   | 17   | 66,507   | 1,614   | 493.8  | 22.6  | 19.0  |
| 較上月增減(%)<br>VS. with Last Month  | -27.41  | -29.73   | -43.33   | -5.30  | 6.28  | 0.97   | -5.56   | -8.71   |
| 較上年同月增減(%)<br>VS. with Last Year | -27.41  | -24.64   | -63.04   | -0.85  | 5.54  | 4.40   | -16.43  | -9.83   |

TABLE 1. STATISTICAL INDICATORS OF INTERIOR (CONT.)

| 警 政 Police Administration  |  |   |  |   |  | 營 建 Construction & Planning                                      |   |  |
|--|--|---|--|---|--|--|---|--|
| 少年<br>嫌疑犯<br>人數<br>(千人)<br>Juvenile<br>Offenders<br>(1,000<br>Persons) | 機動車輛<br>肇事件數<br>(件)<br>Road<br>Traffic<br>Accidents<br>(Cases) | 機動車輛<br>肇事率<br>(件/萬輛)<br>Traffic<br>Accident<br>Rate(Cases/<br>10,000V) | 道路交通<br>事故死傷<br>人數(人)<br>Casualties<br>Caused by<br>Road Traffic<br>Accidents<br>(Persons) | 處理<br>集會遊行<br>(件)<br>No.of<br>Assembly<br>and Parade<br>(Cases) | 處理<br>經濟案件<br>(件)<br>Economic<br>Frauds<br>(Cases) | 核發建築<br>物建造執<br>照件數<br>(件)<br>Construction<br>License<br>(Cases) | 核發建築<br>物使用執<br>照件數<br>(件)<br>Usage<br>License<br>(Cases) | 核發建築<br>物拆除執<br>照件數<br>(件)<br>Demolition<br>License<br>(Cases) |
| 10.5   | 137,221  | 72.83   | 181,742  | 5,464   | 6,841  | 45,934   | 31,902  | 1,897  |
| 9.6  | 155,814  | 79.81   | 205,981  | 6,812   | 7,509  | 43,805   | 35,271  | 2,153  |
| 10.4   | 160,897  | 80.11   | 214,316  | 4,407   | 9,826  | 35,184   | 37,978  | 2,065  |
| 10.9   | 163,971  | 79.95   | 219,500  | 2,997   | 11,446   | 31,704   | 34,797  | 2,136  |
| 11.3   | 170,127  | 81.39   | 229,647  | 3,636   | 10,966   | 19,484   | 27,376  | 1,752  |
| 10.8   | 184,749  | 87.01   | 249,086  | 6,305   | 11,159   | 20,517   | 16,770  | 1,772  |
| 11.1   | 219,651  | 101.94  | 295,811  | 9,267   | 10,321   | 29,696   | 22,293  | 2,520  |
| 13.1   | 235,776  | 107.30  | 317,318  | 5,298   | 10,621   | 33,161   | 26,250  | 2,376  |
| 15.1   | 249,465  | 111.94  | 336,122  | 3,728   | 10,008   | 31,237   | 26,903  | 2,529  |
| 1.2  | 20,072   | 9.06  | 27,032   | 208   | 600  | 2,591  | 2,097   | 198  |
| 1.3  | 20,299   | 9.17  | 27,351   | 282   | 715  | 2,872  | 2,475   | 211  |
| 0.7  | 19,037   | 8.61  | 25,463   | 204   | 953  | 2,624  | 2,067   | 187  |
| 2.1  | 21,050   | 9.50  | 28,382   | 206   | 750  | 3,005  | 2,276   | 296  |
| 2.0  | 19,110   | 8.61  | 25,588   | 187   | 573  | 2,431  | 2,238   | 191  |
| 0.9  | 20,378   | 9.16  | 27,850   | 197   | 1,178  | 2,320  | 2,034   | 213  |
| 0.9  | 22,801   | 10.23   | 31,341   | 160   | 740  | 2,489  | 2,434   | 224  |
| 1.1  | 21,670   | 9.71  | 29,392   | 221   | 901  | 2,853  | 2,696   | 224  |
| 1.0  | 23,310   | 10.43   | 31,206   | 250   | 1,027  | 2,879  | 2,344   | 206  |
| <b>5.0</b>   | <b>83,119</b>  | <b>37.20</b>  | <b>110,912</b>   | <b>894</b>  | <b>3,466</b>                                       | <b>10,205</b>  | <b>8,776</b>  | <b>870</b>   |
| 1.0  | 22,672   | 10.14   | 30,088   | 247   | 954  | 2,936  | 2,693   | 257  |
| 2.1  | 18,385   | 8.21  | 24,756   | 133   | 679  | 1,863  | 1,628   | 128  |
| 1.0  | 21,829   | 9.75  | 29,390   | 218   | 922  | 2,676  | 2,334   | 223  |
| 0.9  | 20,233   | 9.05  | 26,678   | 296   | 911  | 2,730  | 2,121   | 262  |
| -7.93  | -7.31  | -0.70   | -9.23  | 35.78   | -1.19  | 2.02   | -9.13   | 17.49  |
| -22.66   | 0.80   | -0.00   | -1.31  | 42.31   | 51.83  | 5.36   | 1.14  | 32.32  |

表2. 村里鄰戶數暨現住人口—按月別分

| 年(月)底別                           | 土地面積<br>(平方公里)             | 鄉鎮市區數                               | 村里數          | 鄰數                 | 戶數               |
|----------------------------------|----------------------------|-------------------------------------|--------------|--------------------|------------------|
| End of Year (Month)              | Area<br>(Km <sup>2</sup> ) | Townships,<br>Cities &<br>Districts | Villages     | Neighbor-<br>hoods | Households       |
| 九十三年 2004                        | 36,188.0354                | 368                                 | 7,810        | 146,225            | 7,179,943        |
| 九十四年 2005                        | 36,188.0354                | 368                                 | 7,833        | 146,967            | 7,292,879        |
| 九十五年 2006                        | 36,188.0354                | 368                                 | 7,828        | 147,134            | 7,394,758        |
| 九十六年 2007                        | 36,189.5050                | 368                                 | 7,826        | 147,342            | 7,512,449        |
| 九十七年 2008                        | 36,189.5050                | 368                                 | 7,827        | 147,591            | 7,655,772        |
| 九十八年 2009                        | 36,191.4667                | 368                                 | 7,834        | 147,863            | 7,805,834        |
| 九十九年 2010                        | 36,191.4667                | 368                                 | 7,835        | 147,877            | 7,937,024        |
| 一〇〇年 2011                        | 36,192.8155                | 368                                 | 7,835        | 147,828            | 8,057,761        |
| 一〇一年 2012                        | 36,192.8155                | 368                                 | 7,835        | 148,358            | 8,186,432        |
| 四月 Apr.                          | 36,192.8155                | 368                                 | 7,835        | 147,952            | 8,091,437        |
| 五月 May                           | 36,192.8155                | 368                                 | 7,835        | 147,951            | 8,103,991        |
| 六月 June                          | 36,192.8155                | 368                                 | 7,835        | 147,960            | 8,114,073        |
| 七月 July                          | 36,192.8155                | 368                                 | 7,835        | 147,987            | 8,129,272        |
| 八月 Aug.                          | 36,192.8155                | 368                                 | 7,835        | 148,324            | 8,148,406        |
| 九月 Sept.                         | 36,192.8155                | 368                                 | 7,835        | 148,353            | 8,167,676        |
| 十月 Oct.                          | 36,192.8155                | 368                                 | 7,835        | 148,356            | 8,172,681        |
| 十一月 Nov.                         | 36,192.8155                | 368                                 | 7,835        | 148,358            | 8,179,429        |
| 十二月 Dec.                         | 36,192.8155                | 368                                 | 7,835        | 148,358            | 8,186,432        |
| <b>一〇二年 2013</b>                 | <b>36,192.8155</b>         | <b>368</b>                          | <b>7,839</b> | <b>148,558</b>     | <b>8,210,846</b> |
| 一月 Jan.                          | 36,192.8155                | 368                                 | 7,835        | 148,379            | 8,192,452        |
| 二月 Feb.                          | 36,192.8155                | 368                                 | 7,835        | 148,388            | 8,196,168        |
| 三月 Mar.                          | 36,192.8155                | 368                                 | 7,839        | 148,572            | 8,203,875        |
| 四月 Apr.                          | 36,192.8155                | 368                                 | 7,839        | 148,558            | 8,210,846        |
| 較上月增減(%)<br>VS. with Last Month  | 0.00                       | 0.00                                | 0.00         | -0.01              | 0.08             |
| 較上年同月增減(%)<br>VS. with Last Year | 0.00                       | 0.00                                | 0.05         | 0.41               | 1.48             |

資料來源：本部戶政司。

說明：1. 93年臺南市中西區及西區合併為中西區。2. 96年12月，金門縣代管之烏坵鄉面積，因重測修正為1.2平方公里。3. 96年12月起，將東沙及南沙群島納入我國土地面積，並由高雄市代管。4. 98年2月嘉義縣布袋鎮填海造地，致嘉義縣面積增1.9617平方公里。5. 100年9月高雄市小港區因配合高雄港洲際貨櫃中心第一期工程計畫填築用地擴大，面積增加1.3488平方公里。

TABLE 2. NUMBER OF VILLAGES, NEIGHBORHOODS, HOUSEHOLDS AND RESIDENT POPULATION - BY MONTH

| 人口數 (人)           |                                | Population (Persons) |                   | 性別比例<br>(每百女子<br>所當男子數) | 戶量<br>(人/戶) | 人口密度<br>(人/平方公里)             |
|-------------------|--------------------------------|----------------------|-------------------|-------------------------|-------------|------------------------------|
| 合計 Total          |                                | 男性<br>Male           | 女性<br>Female      |                         |             |                              |
| 人數<br>Persons     | 增加率<br>Increase Rate<br>(o/oo) |                      |                   |                         |             | Sex<br>Ratio<br>(Female=100) |
| 22,689,122        | 3.74                           | 11,541,585           | 11,147,537        | 103.53                  | 3.16        | 626.98                       |
| 22,770,383        | 3.58                           | 11,562,440           | 11,207,943        | 103.16                  | 3.12        | 629.22                       |
| 22,876,527        | 4.66                           | 11,591,707           | 11,284,820        | 102.72                  | 3.09        | 632.16                       |
| 22,958,360        | 3.58                           | 11,608,767           | 11,349,593        | 102.28                  | 3.06        | 634.39                       |
| 23,037,031        | 3.43                           | 11,626,351           | 11,410,680        | 101.89                  | 3.01        | 636.57                       |
| 23,119,772        | 3.59                           | 11,636,734           | 11,483,038        | 101.34                  | 2.96        | 638.82                       |
| 23,162,123        | 1.83                           | 11,635,225           | 11,526,898        | 100.94                  | 2.92        | 639.99                       |
| 23,224,912        | 2.71                           | 11,645,674           | 11,579,238        | 100.57                  | 2.88        | 641.70                       |
| 23,315,822        | 3.91                           | 11,673,319           | 11,642,503        | 100.26                  | 2.85        | 644.21                       |
| 23,245,018        | 0.25                           | 11,649,610           | 11,595,408        | 100.47                  | 2.87        | 642.26                       |
| 23,252,392        | 0.32                           | 11,651,384           | 11,601,008        | 100.43                  | 2.87        | 642.46                       |
| 23,261,747        | 0.40                           | 11,654,907           | 11,606,840        | 100.41                  | 2.87        | 642.72                       |
| 23,268,372        | 0.28                           | 11,656,497           | 11,611,875        | 100.38                  | 2.86        | 642.90                       |
| 23,276,441        | 0.35                           | 11,658,899           | 11,617,542        | 100.36                  | 2.86        | 643.12                       |
| 23,282,670        | 0.27                           | 11,660,959           | 11,621,711        | 100.34                  | 2.85        | 643.30                       |
| 23,293,593        | 0.47                           | 11,665,126           | 11,628,467        | 100.32                  | 2.85        | 643.60                       |
| 23,305,021        | 0.49                           | 11,669,309           | 11,635,712        | 100.29                  | 2.85        | 643.91                       |
| 23,315,822        | 0.46                           | 11,673,319           | 11,642,503        | 100.26                  | 2.85        | 644.21                       |
| <b>23,335,580</b> | <b>0.85</b>                    | <b>11,677,390</b>    | <b>11,658,190</b> | <b>100.16</b>           | <b>2.84</b> | <b>644.76</b>                |
| 23,324,092        | 0.35                           | 11,675,658           | 11,648,434        | 100.23                  | 2.85        | 644.44                       |
| 23,328,602        | 0.19                           | 11,676,654           | 11,651,948        | 100.21                  | 2.85        | 644.56                       |
| 23,332,705        | 0.18                           | 11,677,142           | 11,655,563        | 100.19                  | 2.84        | 644.68                       |
| 23,335,580        | 0.12                           | 11,677,390           | 11,658,190        | 100.16                  | 2.84        | 644.76                       |
| 0.01              | -0.05                          | 0.00                 | 0.02              | -0.02                   | -0.00       | 0.08                         |
| 0.39              | -0.12                          | 0.24                 | 0.54              | -0.30                   | -0.03       | 2.50                         |

Source: Dept. of Household Registration Affairs, MOI.

Note: 1. Central Dist. and Western Dist. of Tainan City merge to Central-West Dist. since 2004. 2. The area of Wuciou Township of Kinmen County was resumed and revised in Dec. 2007. 3. The total area has contained the area of Dongsha and Nansha Islands which are temporarily administered by Kaohsiung City since Dec. 2007. 4. The area of Chaishi County increased 1.9617 square kilometers because Budai Township reclaimed land from the sea in Feb. 2009. 5. The area of Kaohsiung increased 1.3488 square kilometers because the Siaogang District reclaimed land from the sea for the area expansion of the Intercontinental Container Terminal Project-Phase 1 in the Port of Kaohsiung in Sept. 2011.

表3. 村里鄰戶數暨現住人口—按區域別分

| 區域別                          | 土地面積<br>(平方公里)             | 鄉鎮市區數                               | 村里數      | 鄰數                 | 戶數         |
|------------------------------|----------------------------|-------------------------------------|----------|--------------------|------------|
| Locality                     | Area<br>(Km <sup>2</sup> ) | Townships,<br>Cities &<br>Districts | Villages | Neighbor-<br>hoods | Households |
| 一〇二年四月底<br>End of Apr., 2013 | 36,192.8155                | 368                                 | 7,839    | 148,558            | 8,210,846  |
| 新北市 New Taipei City          | 2,052.5667                 | 29                                  | 1,032    | 22,290             | 1,462,215  |
| 臺北市 Taipei City              | 271.7997                   | 12                                  | 456      | 9,570              | 1,019,228  |
| 臺中市 Taichung City            | 2,214.8968                 | 29                                  | 625      | 13,004             | 887,180    |
| 臺南市 Tainan City              | 2,191.6531                 | 37                                  | 752      | 14,734             | 658,433    |
| 高雄市 Kaohsiung City           | 2,947.6159                 | 38                                  | 893      | 17,682             | 1,048,943  |
| 臺灣省 Taiwan Prov.             | 26,330.9577                | 213                                 | 4,022    | 70,376             | 3,096,685  |
| 宜蘭縣 Yilan C.                 | 2,143.6251                 | 12                                  | 235      | 3,736              | 159,454    |
| 桃園縣 Taoyuan C.               | 1,220.9540                 | 13                                  | 483      | 11,375             | 705,455    |
| 新竹縣 Hsinchu C.               | 1,427.5369                 | 13                                  | 191      | 3,228              | 171,503    |
| 苗栗縣 Miaoli C.                | 1,820.3149                 | 18                                  | 274      | 4,676              | 179,091    |
| 彰化縣 Changhua C.              | 1,074.3960                 | 26                                  | 589      | 9,141              | 373,196    |
| 南投縣 Nantou C.                | 4,106.4360                 | 13                                  | 261      | 4,266              | 174,780    |
| 雲林縣 Yunlin C.                | 1,290.8326                 | 20                                  | 387      | 6,414              | 235,469    |
| 嘉義縣 Chiayi C.                | 1,903.6367                 | 18                                  | 357      | 5,347              | 180,018    |
| 屏東縣 Pingtung C.              | 2,775.6003                 | 33                                  | 464      | 7,512              | 281,213    |
| 臺東縣 Taitung C.               | 3,515.2526                 | 16                                  | 147      | 2,709              | 81,424     |
| 花蓮縣 Hualien C.               | 4,628.5714                 | 13                                  | 177      | 3,656              | 122,838    |
| 澎湖縣 Penghu C.                | 126.8641                   | 6                                   | 96       | 1,402              | 36,376     |
| 基隆市 Keelung City             | 132.7589                   | 7                                   | 157      | 3,313              | 148,913    |
| 新竹市 Hsinchu City             | 104.1526                   | 3                                   | 120      | 2,209              | 149,730    |
| 嘉義市 Chiayi City              | 60.0256                    | 2                                   | 84       | 1,392              | 97,225     |
| 福建省 Fuchien Prov.            | 180.4560                   | 10                                  | 59       | 902                | 38,162     |
| 金門縣 Kinmen C.                | 151.6560                   | 6                                   | 37       | 765                | 35,801     |
| 連江縣 Lienchiang C.            | 28.8000                    | 4                                   | 22       | 137                | 2,361      |
| 東沙群島 Dongsha Islands         | 2.3800                     | —                                   | —        | —                  | —          |
| 南沙群島 Nansha Islands          | 0.4896                     | —                                   | —        | —                  | —          |

資料來源：本部戶政司。

TABLE 3. NUMBER OF VILLAGES, NEIGHBORHOODS, HOUSEHOLDS AND RESIDENT POPULATION - BY LOCALITY

| 人口數 (人)    |                                 | Population (Persons) |            | 性比例<br>(每百女子<br>所當男子數)       | 戶量<br>(人/戶)   | 人口密度<br>(人/平方公里)   |
|------------|---------------------------------|----------------------|------------|------------------------------|---|--|
| 合計         | Total                           | 男性                   | 女性         |                              |   |  |
| 人數         | 占總人口比率                          | Male                 | Female     | Sex<br>Ratio<br>(Female=100) | Mean Size<br>of Households<br>(Persons/<br>Household) | Population<br>Density<br>(Persons per<br>Km <sup>2</sup> ) |
| Persons    | Proportion<br>of Persons<br>(%) |                      |            |                              |   |  |
| 23,335,580 | 100.00                          | 11,677,390           | 11,658,190 | 100.16                       | 2.84  | 644.76   |
| 3,943,421  | 16.90                           | 1,947,101            | 1,996,320  | 97.53                        | 2.70  | 1,921.21   |
| 2,679,051  | 11.48                           | 1,287,663            | 1,391,388  | 92.55                        | 2.63  | 9,856.71   |
| 2,690,837  | 11.53                           | 1,335,469            | 1,355,368  | 98.53                        | 3.03  | 1,214.88   |
| 1,882,475  | 8.07                            | 944,999              | 937,476    | 100.80                       | 2.86  | 858.93   |
| 2,778,793  | 11.91                           | 1,387,120            | 1,391,673  | 99.67                        | 2.65  | 942.73   |
| 9,233,765  | 39.57                           | 4,710,128            | 4,523,637  | 104.12                       | 2.98  | 350.68   |
| 458,552    | 1.97                            | 233,187              | 225,365    | 103.47                       | 2.88  | 213.91   |
| 2,034,381  | 8.72                            | 1,022,644            | 1,011,737  | 101.08                       | 2.88  | 1,666.22   |
| 525,825    | 2.25                            | 269,632              | 256,193    | 105.25                       | 3.07  | 368.34   |
| 564,354    | 2.42                            | 291,636              | 272,718    | 106.94                       | 3.15  | 310.03   |
| 1,298,913  | 5.57                            | 665,317              | 633,596    | 105.01                       | 3.48  | 1,208.97   |
| 519,426    | 2.23                            | 266,778              | 252,648    | 105.59                       | 2.97  | 126.49   |
| 709,814    | 3.04                            | 369,856              | 339,958    | 108.79                       | 3.01  | 549.89   |
| 531,949    | 2.28                            | 277,322              | 254,627    | 108.91                       | 2.95  | 279.44   |
| 856,522    | 3.67                            | 439,523              | 416,999    | 105.40                       | 3.05  | 308.59   |
| 225,834    | 0.97                            | 117,572              | 108,262    | 108.60                       | 2.77  | 64.24  |
| 334,712    | 1.43                            | 171,697              | 163,015    | 105.33                       | 2.72  | 72.31  |
| 99,117     | 0.42                            | 50,972               | 48,145     | 105.87                       | 2.72  | 781.28   |
| 376,564    | 1.61                            | 189,589              | 186,975    | 101.40                       | 2.53  | 2,836.45   |
| 426,464    | 1.83                            | 211,331              | 215,133    | 98.23                        | 2.85  | 4,094.61   |
| 271,338    | 1.16                            | 133,072              | 138,266    | 96.24                        | 2.79  | 4,520.37   |
| 127,238    | 0.55                            | 64,910               | 62,328     | 104.14                       | 3.33  | 705.09   |
| 115,601    | 0.50                            | 58,295               | 57,306     | 101.73                       | 3.23  | 762.26   |
| 11,637     | 0.05                            | 6,615                | 5,022      | 131.72                       | 4.93  | 404.06   |
| —          | —                               | —                    | —          | —                            | —   | —  |
| —          | —                               | —                    | —          | —                            | —   | —  |

Source : Dept. of Household Registration Affairs, MOI.

表4. 現住人口動態登記—按月別分

單位：人

| 年(月)別<br>Year (Month)            | 出生 Births         |                              |               |               | 死亡 Deaths         |                              |               |               |
|----------------------------------|-------------------|------------------------------|---------------|---------------|-------------------|------------------------------|---------------|---------------|
|                                  | 合計 Total          |                              | 男性 Male       | 女性 Female     | 合計 Total          |                              | 男性 Male       | 女性 Female     |
|                                  | 出生數 No. of Births | 粗出生率 Crude Birth Rate (o/oo) |               |               | 死亡數 No. of Deaths | 粗死亡率 Crude Death Rate (o/oo) |               |               |
| 九十三年 2004                        | 216,419           | 9.56                         | 113,639       | 102,780       | 135,092           | 5.97                         | 83,696        | 51,396        |
| 九十四年 2005                        | 205,854           | 9.06                         | 107,378       | 98,476        | 139,398           | 6.13                         | 86,778        | 52,620        |
| 九十五年 2006                        | 204,459           | 8.96                         | 106,936       | 97,523        | 135,839           | 5.95                         | 84,800        | 51,039        |
| 九十六年 2007                        | 204,414           | 8.92                         | 106,898       | 97,516        | 141,111           | 6.16                         | 87,029        | 54,082        |
| 九十七年 2008                        | 198,733           | 8.64                         | 103,937       | 94,796        | 143,624           | 6.25                         | 88,541        | 55,083        |
| 九十八年 2009                        | 191,310           | 8.29                         | 99,492        | 91,818        | 143,582           | 6.22                         | 88,088        | 55,494        |
| 九十九年 2010                        | 166,886           | 7.21                         | 87,213        | 79,673        | 145,772           | 6.30                         | 89,152        | 56,620        |
| 一〇〇年 2011                        | 196,627           | 8.48                         | 101,943       | 94,684        | 152,915           | 6.59                         | 93,810        | 59,105        |
| 一〇一年 2012                        | 229,481           | 9.86                         | 118,848       | 110,633       | 154,251           | 6.63                         | 93,618        | 60,633        |
| 四月 Apr.                          | 17,405            | 0.75                         | 8,957         | 8,448         | 12,919            | 0.56                         | 7,818         | 5,101         |
| 五月 May                           | 18,542            | 0.80                         | 9,527         | 9,015         | 13,120            | 0.56                         | 7,977         | 5,143         |
| 六月 June                          | 19,482            | 0.84                         | 10,192        | 9,290         | 11,719            | 0.50                         | 7,053         | 4,666         |
| 七月 July                          | 16,897            | 0.73                         | 8,806         | 8,091         | 13,576            | 0.58                         | 8,190         | 5,386         |
| 八月 Aug.                          | 19,615            | 0.84                         | 10,020        | 9,595         | 12,726            | 0.55                         | 7,696         | 5,030         |
| 九月 Sept.                         | 18,908            | 0.81                         | 9,831         | 9,077         | 11,359            | 0.49                         | 6,947         | 4,412         |
| 十月 Oct.                          | 23,398            | 1.00                         | 12,163        | 11,235        | 13,107            | 0.56                         | 7,860         | 5,247         |
| 十一月 Nov.                         | 21,953            | 0.94                         | 11,425        | 10,528        | 12,086            | 0.52                         | 7,387         | 4,699         |
| 十二月 Dec.                         | 21,202            | 0.91                         | 10,861        | 10,341        | 11,843            | 0.51                         | 7,247         | 4,596         |
| <b>一〇二年 2013</b>                 | <b>70,034</b>     | <b>3.00</b>                  | <b>36,251</b> | <b>33,783</b> | <b>54,074</b>     | <b>2.32</b>                  | <b>32,839</b> | <b>21,235</b> |
| 一月 Jan.                          | 21,982            | 0.94                         | 11,336        | 10,646        | 15,352            | 0.66                         | 9,318         | 6,034         |
| 二月 Feb.                          | 15,666            | 0.67                         | 8,071         | 7,595         | 11,838            | 0.51                         | 7,228         | 4,610         |
| 三月 Mar.                          | 16,880            | 0.72                         | 8,684         | 8,196         | 13,708            | 0.59                         | 8,242         | 5,466         |
| 四月 Apr.                          | 15,506            | 0.66                         | 8,160         | 7,346         | 13,176            | 0.56                         | 8,051         | 5,125         |
| 較上月增減(%)<br>VS. with Last Month  | -8.14             | -0.06                        | -6.03         | -10.37        | -3.88             | -0.02                        | -2.32         | -6.24         |
| 較上年同月增減(%)<br>VS. with Last Year | -10.91            | -0.08                        | -8.90         | -13.04        | 1.99              | 0.01                         | 2.98          | 0.47          |

資料來源：本部戶政司。

TABLE 4. MOBILITY STATUS OF RESIDENT POPULATION - BY MONTH

Unit: Persons

| 自然增加<br>Natural Increase |                             | 社會增加<br>Social Increase |                             | 總增加<br>Total Increase  |                              | 結婚<br>Marriage       |  | 離婚<br>Divorce        |   |
|--------------------------|-----------------------------|-------------------------|-----------------------------|------------------------|------------------------------|----------------------|--|----------------------|---|
| 增加數<br>No. of Increase   | 增加率<br>Increase Rate (o/oo) | 增加數<br>No. of Increase  | 增加率<br>Increase Rate (o/oo) | 增加數<br>No. of Increase | 總增加率<br>Increase Rate (o/oo) | 對數<br>(對)<br>Couples | 粗結<br>婚率<br>Crude<br>Marriage<br>Rate (o/oo) | 對數<br>(對)<br>Couples | 粗離<br>婚率<br>Crude<br>Divorce<br>Rate (o/oo) |
| 81,327                   | 3.59                        | 3,245                   | 0.14                        | 84,572                 | 3.73                         | 131,453              | 5.80   | 62,796               | 2.77  |
| 66,456                   | 2.92                        | 14,805                  | 0.65                        | 81,261                 | 3.58                         | 141,140              | 6.21   | 62,571               | 2.75  |
| 68,620                   | 3.01                        | 37,524                  | 1.64                        | 106,144                | 4.65                         | 142,669              | 6.25   | 64,540               | 2.83  |
| 63,303                   | 2.76                        | 18,530                  | 0.81                        | 81,833                 | 3.57                         | 135,041              | 5.89   | 58,518               | 2.55  |
| 55,109                   | 2.40                        | 23,562                  | 1.02                        | 78,671                 | 3.42                         | 154,866              | 6.73   | 55,995               | 2.43  |
| 47,728                   | 2.07                        | 35,013                  | 1.52                        | 82,741                 | 3.59                         | 117,099              | 5.07   | 57,223               | 2.48  |
| 21,114                   | 0.91                        | 21,237                  | 0.92                        | 42,351                 | 1.83                         | 138,819              | 6.00   | 58,115               | 2.51  |
| 43,712                   | 1.88                        | 19,077                  | 0.82                        | 62,789                 | 2.71                         | 165,327              | 7.13   | 57,008               | 2.46  |
| 75,230                   | 3.23                        | 15,680                  | 0.67                        | 90,910                 | 3.91                         | 143,384              | 6.16   | 55,980               | 2.41  |
| 4,486                    | 0.19                        | 1,264                   | 0.05                        | 5,750                  | 0.25                         | 10,110               | 0.43   | 4,795                | 0.21  |
| 5,422                    | 0.23                        | 1,952                   | 0.08                        | 7,374                  | 0.32                         | 10,630               | 0.46   | 5,110                | 0.22  |
| 7,763                    | 0.33                        | 1,592                   | 0.07                        | 9,355                  | 0.40                         | 10,543               | 0.45   | 4,661                | 0.20  |
| 3,321                    | 0.14                        | 3,304                   | 0.14                        | 6,625                  | 0.28                         | 12,306               | 0.53   | 5,189                | 0.22  |
| 6,889                    | 0.30                        | 1,180                   | 0.05                        | 8,069                  | 0.35                         | 8,045                | 0.35   | 4,993                | 0.21  |
| 7,549                    | 0.32                        | -1,320                  | -0.06                       | 6,229                  | 0.27                         | 7,924                | 0.34   | 4,530                | 0.19  |
| 10,291                   | 0.44                        | 632                     | 0.03                        | 10,923                 | 0.47                         | 13,797               | 0.59   | 5,102                | 0.22  |
| 9,867                    | 0.42                        | 1,561                   | 0.07                        | 11,428                 | 0.49                         | 15,280               | 0.66   | 4,499                | 0.19  |
| 9,359                    | 0.40                        | 1,442                   | 0.06                        | 10,801                 | 0.46                         | 15,301               | 0.66   | 4,054                | 0.17  |
| <b>15,960</b>            | <b>0.68</b>                 | <b>3,798</b>            | <b>0.16</b>                 | <b>19,758</b>          | <b>0.85</b>                  | <b>48,929</b>        | <b>2.10</b>                                  | <b>16,461</b>        | <b>0.71</b>                                 |
| 6,630                    | 0.28                        | 1,640                   | 0.07                        | 8,270                  | 0.35                         | 17,258               | 0.74   | 4,266                | 0.18  |
| 3,828                    | 0.16                        | 682                     | 0.03                        | 4,510                  | 0.19                         | 7,774                | 0.33   | 3,282                | 0.14  |
| 3,172                    | 0.14                        | 931                     | 0.04                        | 4,103                  | 0.18                         | 13,562               | 0.58   | 4,587                | 0.20  |
| 2,330                    | 0.10                        | 545                     | 0.02                        | 2,875                  | 0.12                         | 10,335               | 0.44   | 4,326                | 0.19  |
| -26.54                   | -0.04                       | -41.46                  | -0.02                       | -29.93                 | -0.05                        | -23.79               | -0.14  | -5.69                | -0.01                                       |
| -48.06                   | -0.09                       | -56.88                  | -0.03                       | -50.00                 | -0.12                        | 2.23                 | 0.01   | -9.78                | -0.02                                       |

Source: Dept. of Household Registration Affairs, MOI.

表4. 現住人口動態登記—按月別分(續)

單位：人

| 年(月)別<br>Year (Month)            | 出生人數按出生狀況<br>Births by Status |               |               |                                    |            |              |                                      |            |              |
|----------------------------------|-------------------------------|---------------|---------------|------------------------------------|------------|--------------|--------------------------------------|------------|--------------|
|                                  | 婚 生<br>Legitimate             |               |               | 非婚生—已認領<br>Illegitimate-Recognized |            |              | 非婚生—未認領<br>Illegitimate-Unrecognized |            |              |
|                                  | 合計<br>Total                   | 男性<br>Male    | 女性<br>Female  | 合計<br>Total                        | 男性<br>Male | 女性<br>Female | 合計<br>Total                          | 男性<br>Male | 女性<br>Female |
| 九十三年 2004                        | 208,471                       | 109,450       | 99,021        | 3,373                              | 1,799      | 1,574        | 4,514                                | 2,357      | 2,157        |
| 九十四年 2005                        | 197,572                       | 103,143       | 94,429        | 3,474                              | 1,763      | 1,711        | 4,771                                | 2,453      | 2,318        |
| 九十五年 2006                        | 195,864                       | 102,503       | 93,361        | 2,381                              | 1,232      | 1,149        | 6,179                                | 3,182      | 2,997        |
| 九十六年 2007                        | 195,375                       | 102,245       | 93,130        | 2,565                              | 1,317      | 1,248        | 6,414                                | 3,300      | 3,114        |
| 九十七年 2008                        | 190,498                       | 99,790        | 90,708        | 3,304                              | 1,671      | 1,633        | 4,891                                | 2,453      | 2,438        |
| 九十八年 2009                        | 183,801                       | 95,644        | 88,157        | 2,960                              | 1,506      | 1,454        | 4,512                                | 2,321      | 2,191        |
| 九十九年 2010                        | 159,328                       | 83,286        | 76,042        | 3,062                              | 1,617      | 1,445        | 4,470                                | 2,297      | 2,173        |
| 一〇〇年 2011                        | 189,162                       | 98,098        | 91,064        | 2,966                              | 1,538      | 1,428        | 4,486                                | 2,300      | 2,186        |
| 一〇一年 2012                        | 221,213                       | 114,511       | 106,702       | 3,273                              | 1,720      | 1,553        | 4,977                                | 2,605      | 2,372        |
| 四 月 Apr.                         | 16,815                        | 8,655         | 8,160         | 216                                | 114        | 102          | 372                                  | 187        | 185          |
| 五 月 May                          | 17,865                        | 9,176         | 8,689         | 255                                | 140        | 115          | 420                                  | 211        | 209          |
| 六 月 June                         | 18,792                        | 9,826         | 8,966         | 267                                | 145        | 122          | 420                                  | 219        | 201          |
| 七 月 July                         | 16,209                        | 8,445         | 7,764         | 279                                | 153        | 126          | 408                                  | 207        | 201          |
| 八 月 Aug.                         | 18,913                        | 9,661         | 9,252         | 298                                | 160        | 138          | 404                                  | 199        | 205          |
| 九 月 Sept.                        | 18,228                        | 9,477         | 8,751         | 263                                | 141        | 122          | 417                                  | 213        | 204          |
| 十 月 Oct.                         | 22,551                        | 11,719        | 10,832        | 323                                | 173        | 150          | 524                                  | 271        | 253          |
| 十一月 Nov.                         | 21,177                        | 11,019        | 10,158        | 318                                | 165        | 153          | 454                                  | 237        | 217          |
| 十二月 Dec.                         | 20,479                        | 10,482        | 9,997         | 290                                | 136        | 154          | 431                                  | 242        | 189          |
| <b>一〇二年 2013</b>                 | <b>67,313</b>                 | <b>34,840</b> | <b>32,473</b> | <b>1,102</b>                       | <b>578</b> | <b>524</b>   | <b>1,614</b>                         | <b>831</b> | <b>783</b>   |
| 一 月 Jan.                         | 21,179                        | 10,921        | 10,258        | 320                                | 166        | 154          | 483                                  | 249        | 234          |
| 二 月 Feb.                         | 15,115                        | 7,803         | 7,312         | 210                                | 97         | 113          | 340                                  | 170        | 170          |
| 三 月 Mar.                         | 16,159                        | 8,312         | 7,847         | 298                                | 169        | 129          | 420                                  | 202        | 218          |
| 四 月 Apr.                         | 14,860                        | 7,804         | 7,056         | 274                                | 146        | 128          | 371                                  | 210        | 161          |
| 較上月增減(%)<br>VS. with Last Month  | -8.04                         | -6.11         | -10.08        | -8.05                              | -13.61     | -0.78        | -11.67                               | 3.96       | -26.15       |
| 較上年同月增減(%)<br>VS. with Last Year | -11.63                        | -9.83         | -13.53        | 26.85                              | 28.07      | 25.49        | -0.27                                | 12.30      | -12.97       |

TABLE 4. MOBILITY STATUS OF RESIDENT POPULATION - BY MONTH (CONT.)

Unit: Persons

| 棄嬰或無依兒童<br>Abandoned or Helpless Child |            |              | 本國人與外國人結婚人數<br>Married with Foreigners |              |              | 本國人與外國人離婚人數<br>Divorced with Foreigners |              |              |
|--|------------|--------------|--|--------------|--------------|---|--------------|--------------|
| 合計<br>Total                            | 男性<br>Male | 女性<br>Female | 合計<br>Total                            | 男性<br>Male   | 女性<br>Female | 合計<br>Total                             | 男性<br>Male   | 女性<br>Female |
| 61                                     | 33         | 28           | 20,338                                 | 17,567       | 2,771        | 3,541                                   | 2,832        | 709          |
| 37                                     | 19         | 18           | 13,808                                 | 11,121       | 2,687        | 3,910                                   | 3,195        | 715          |
| 35                                     | 19         | 16           | 9,524                                  | 6,816        | 2,708        | 4,425                                   | 3,576        | 849          |
| 60                                     | 36         | 24           | 9,554                                  | 6,964        | 2,590        | 4,487                                   | 3,688        | 799          |
| 40                                     | 23         | 17           | 8,957                                  | 6,062        | 2,895        | 4,843                                   | 4,062        | 781          |
| 37                                     | 21         | 16           | 8,620                                  | 5,638        | 2,982        | 5,363                                   | 4,539        | 824          |
| 26                                     | 13         | 13           | 8,169                                  | 5,184        | 2,985        | 5,539                                   | 4,693        | 846          |
| 13                                     | 7          | 6            | 8,053                                  | 4,958        | 3,095        | 5,414                                   | 4,640        | 774          |
| 18                                     | 12         | 6            | 7,887                                  | 4,666        | 3,221        | 5,200                                   | 4,342        | 858          |
| 2                                      | 1          | 1            | 622                                    | 373          | 249          | 437                                     | 368          | 69           |
| 2                                      | —          | 2            | 683                                    | 401          | 282          | 519                                     | 435          | 84           |
| 3                                      | 2          | 1            | 688                                    | 407          | 281          | 435                                     | 359          | 76           |
| 1                                      | 1          | —            | 682                                    | 393          | 289          | 470                                     | 386          | 84           |
| —                                      | —          | —            | 591                                    | 352          | 239          | 437                                     | 354          | 83           |
| —                                      | —          | —            | 638                                    | 376          | 262          | 409                                     | 336          | 73           |
| —                                      | —          | —            | 702                                    | 407          | 295          | 468                                     | 408          | 60           |
| 4                                      | 4          | —            | 636                                    | 377          | 259          | 397                                     | 333          | 64           |
| 2                                      | 1          | 1            | 662                                    | 394          | 268          | 362                                     | 308          | 54           |
| <b>5</b>                               | <b>2</b>   | <b>3</b>     | <b>2,466</b>                           | <b>1,479</b> | <b>987</b>   | <b>1,472</b>                            | <b>1,258</b> | <b>214</b>   |
| —                                      | —          | —            | 679                                    | 438          | 241          | 347                                     | 308          | 39           |
| 1                                      | 1          | —            | 487                                    | 258          | 229          | 286                                     | 245          | 41           |
| 3                                      | 1          | 2            | 673                                    | 410          | 263          | 447                                     | 372          | 75           |
| 1                                      | —          | 1            | 627                                    | 373          | 254          | 392                                     | 333          | 59           |
| -66.67                                 | -100.00    | -50.00       | -6.84                                  | -9.02        | -3.42        | -12.30                                  | -10.48       | -21.33       |
| -50.00                                 | -100.00    | 0.00         | 0.80                                   | 0.00         | 2.01         | -10.30                                  | -9.51        | -14.49       |



表5. 現住人口動態登記—按區域別分

單位：人

| 區域別<br>Locality       | 出生 Births            |                                 |            |              | 死亡 Deaths            |                                 |            |              |
|-----------------------|----------------------|---------------------------------|------------|--------------|----------------------|---------------------------------|------------|--------------|
|                       | 合計<br>Total          |                                 | 男性<br>Male | 女性<br>Female | 合計<br>Total          |                                 | 男性<br>Male | 女性<br>Female |
|                       | 出生數<br>No. of Births | 粗出生率<br>Crude Birth Rate (o/oo) |            |              | 死亡數<br>No. of Deaths | 粗死亡率<br>Crude Death Rate (o/oo) |            |              |
| 一〇二年四月<br>Apr., 2013  | 15,506               | 0.66                            | 8,160      | 7,346        | 13,176               | 0.56                            | 8,051      | 5,125        |
| 新 北 市 New Taipei City | 2,802                | 0.71                            | 1,517      | 1,285        | 1,767                | 0.45                            | 1,099      | 668          |
| 臺 北 市 Taipei City     | 2,134                | 0.80                            | 1,084      | 1,050        | 1,405                | 0.52                            | 823        | 582          |
| 臺 中 市 Taichung City   | 1,868                | 0.69                            | 1,003      | 865          | 1,276                | 0.47                            | 802        | 474          |
| 臺 南 市 Tainan City     | 1,154                | 0.61                            | 611        | 543          | 1,185                | 0.63                            | 678        | 507          |
| 高 雄 市 Kaohsiung City  | 1,633                | 0.59                            | 888        | 745          | 1,528                | 0.55                            | 991        | 537          |
| 臺 灣 省 Taiwan Prov.    | 5,794                | 0.63                            | 2,989      | 2,805        | 5,954                | 0.64                            | 3,619      | 2,335        |
| 宜 蘭 縣 Yilan C.        | 258                  | 0.56                            | 146        | 112          | 292                  | 0.64                            | 172        | 120          |
| 桃 園 縣 Taoyuan C.      | 1,337                | 0.66                            | 701        | 636          | 969                  | 0.48                            | 612        | 357          |
| 新 竹 縣 Hsinchu C.      | 436                  | 0.83                            | 232        | 204          | 275                  | 0.52                            | 158        | 117          |
| 苗 栗 縣 Miaoli C.       | 411                  | 0.73                            | 204        | 207          | 430                  | 0.76                            | 278        | 152          |
| 彰 化 縣 Changhua C.     | 877                  | 0.68                            | 451        | 426          | 782                  | 0.60                            | 446        | 336          |
| 南 投 縣 Nantou C.       | 289                  | 0.56                            | 147        | 142          | 376                  | 0.72                            | 233        | 143          |
| 雲 林 縣 Yunlin C.       | 399                  | 0.56                            | 201        | 198          | 582                  | 0.82                            | 344        | 238          |
| 嘉 義 縣 Chiayi C.       | 248                  | 0.47                            | 123        | 125          | 450                  | 0.85                            | 259        | 191          |
| 屏 東 縣 Pingtung C.     | 388                  | 0.45                            | 189        | 199          | 659                  | 0.77                            | 412        | 247          |
| 臺 東 縣 Taitung C.      | 137                  | 0.61                            | 74         | 63           | 192                  | 0.85                            | 128        | 64           |
| 花 蓮 縣 Hualien C.      | 210                  | 0.63                            | 105        | 105          | 289                  | 0.86                            | 185        | 104          |
| 澎 湖 縣 Penghu C.       | 63                   | 0.64                            | 32         | 31           | 52                   | 0.52                            | 30         | 22           |
| 基 隆 市 Keelung City    | 173                  | 0.46                            | 88         | 85           | 241                  | 0.64                            | 139        | 102          |
| 新 竹 市 Hsinchu City    | 447                  | 1.05                            | 222        | 225          | 229                  | 0.54                            | 140        | 89           |
| 嘉 義 市 Chiayi City     | 121                  | 0.45                            | 74         | 47           | 136                  | 0.50                            | 83         | 53           |
| 福 建 省 Fuchien Prov.   | 121                  | 0.95                            | 68         | 53           | 61                   | 0.48                            | 39         | 22           |
| 金 門 縣 Kinmen C.       | 111                  | 0.96                            | 61         | 50           | 55                   | 0.48                            | 34         | 21           |
| 連 江 縣 Lienchiang C.   | 10                   | 0.86                            | 7          | 3            | 6                    | 0.52                            | 5          | 1            |

資料來源：本部戶政司。

TABLE 5. MOBILITY STATUS OF RESIDENT POPULATION - BY LOCALITY

Unit:Persons

| 自然增加<br>Natural Increase |                             | 社會增加<br>Social Increase |                             | 總增加<br>Total Increase  |                              | 結 婚<br>Marriage      |                                       | 離 婚<br>Divorce       |                                      |
|--------------------------|-----------------------------|-------------------------|-----------------------------|------------------------|------------------------------|----------------------|---------------------------------------|----------------------|--------------------------------------|
| 增加數<br>No. of Increase   | 增加率<br>Increase Rate (o/oo) | 增加數<br>No. of Increase  | 增加率<br>Increase Rate (o/oo) | 增加數<br>No. of Increase | 總增加率<br>Increase Rate (o/oo) | 對數<br>(對)<br>Couples | 粗結<br>婚率<br>Crude Marriage Rate(o/oo) | 對數<br>(對)<br>Couples | 粗離<br>婚率<br>Crude Divorce Rate(o/oo) |
| 2,330                    | 0.10                        | 545                     | 0.02                        | 2,875                  | 0.12                         | 10,335               | 0.44                                  | 4,326                | 0.19                                 |
| 1,035                    | 0.26                        | -496                    | -0.13                       | 539                    | 0.14                         | 1,863                | 0.47                                  | 818                  | 0.21                                 |
| 729                      | 0.27                        | 551                     | 0.21                        | 1,280                  | 0.48                         | 1,155                | 0.43                                  | 415                  | 0.15                                 |
| 592                      | 0.22                        | 586                     | 0.22                        | 1,178                  | 0.44                         | 1,268                | 0.47                                  | 547                  | 0.20                                 |
| -31                      | -0.02                       | 137                     | 0.07                        | 106                    | 0.06                         | 840                  | 0.45                                  | 315                  | 0.17                                 |
| 105                      | 0.04                        | -248                    | -0.09                       | -143                   | -0.05                        | 1,248                | 0.45                                  | 580                  | 0.21                                 |
| -160                     | -0.02                       | -701                    | -0.08                       | -861                   | -0.09                        | 3,927                | 0.43                                  | 1,639                | 0.18                                 |
| -34                      | -0.07                       | -13                     | -0.03                       | -47                    | -0.10                        | 169                  | 0.37                                  | 70                   | 0.15                                 |
| 368                      | 0.18                        | 379                     | 0.19                        | 747                    | 0.37                         | 976                  | 0.48                                  | 439                  | 0.22                                 |
| 161                      | 0.31                        | 337                     | 0.64                        | 498                    | 0.95                         | 232                  | 0.44                                  | 99                   | 0.19                                 |
| -19                      | -0.03                       | -13                     | -0.02                       | -32                    | -0.06                        | 281                  | 0.50                                  | 108                  | 0.19                                 |
| 95                       | 0.07                        | -456                    | -0.35                       | -361                   | -0.28                        | 601                  | 0.46                                  | 157                  | 0.12                                 |
| -87                      | -0.17                       | -220                    | -0.42                       | -307                   | -0.59                        | 199                  | 0.38                                  | 79                   | 0.15                                 |
| -183                     | -0.26                       | -272                    | -0.38                       | -455                   | -0.64                        | 256                  | 0.36                                  | 118                  | 0.17                                 |
| -202                     | -0.38                       | -390                    | -0.73                       | -592                   | -1.11                        | 170                  | 0.32                                  | 88                   | 0.17                                 |
| -271                     | -0.32                       | -224                    | -0.26                       | -495                   | -0.58                        | 351                  | 0.41                                  | 151                  | 0.18                                 |
| -55                      | -0.24                       | -9                      | -0.04                       | -64                    | -0.28                        | 86                   | 0.38                                  | 44                   | 0.19                                 |
| -79                      | -0.24                       | -81                     | -0.24                       | -160                   | -0.48                        | 160                  | 0.48                                  | 77                   | 0.23                                 |
| 11                       | 0.11                        | 74                      | 0.75                        | 85                     | 0.86                         | 28                   | 0.28                                  | 14                   | 0.14                                 |
| -68                      | -0.18                       | -27                     | -0.07                       | -95                    | -0.25                        | 129                  | 0.34                                  | 94                   | 0.25                                 |
| 218                      | 0.51                        | 101                     | 0.24                        | 319                    | 0.75                         | 189                  | 0.44                                  | 66                   | 0.15                                 |
| -15                      | -0.06                       | 113                     | 0.42                        | 98                     | 0.36                         | 100                  | 0.37                                  | 35                   | 0.13                                 |
| 60                       | 0.47                        | 716                     | 5.64                        | 776                    | 6.12                         | 34                   | 0.27                                  | 12                   | 0.09                                 |
| 56                       | 0.49                        | 678                     | 5.88                        | 734                    | 6.37                         | 33                   | 0.29                                  | 11                   | 0.10                                 |
| 4                        | 0.34                        | 38                      | 3.27                        | 42                     | 3.62                         | 1                    | 0.09                                  | 1                    | 0.09                                 |

Source :Dept. of Household Registration Affairs, MOI.

表5. 現住人口動態登記—按區域別分(續)

單位：人

| 區域別<br>Locality       | 出生人數按出生狀況<br>Births by Status |            |              |                                    |            |              |                                      |            |              |
|-----------------------|-------------------------------|------------|--------------|------------------------------------|------------|--------------|--------------------------------------|------------|--------------|
|                       | 婚 生<br>Legitimate             |            |              | 非婚生—已認領<br>Illegitimate-Recognized |            |              | 非婚生—未認領<br>Illegitimate-Unrecognized |            |              |
|                       | 合計<br>Total                   | 男性<br>Male | 女性<br>Female | 合計<br>Total                        | 男性<br>Male | 女性<br>Female | 合計<br>Total                          | 男性<br>Male | 女性<br>Female |
| 一〇二年四月<br>Apr., 2013  | 14,860                        | 7,804      | 7,056        | 274                                | 146        | 128          | 371                                  | 210        | 161          |
| 新 北 市 New Taipei City | 2,676                         | 1,448      | 1,228        | 51                                 | 27         | 24           | 75                                   | 42         | 33           |
| 臺 北 市 Taipei City     | 2,083                         | 1,057      | 1,026        | 25                                 | 14         | 11           | 26                                   | 13         | 13           |
| 臺 中 市 Taichung City   | 1,781                         | 948        | 833          | 47                                 | 30         | 17           | 39                                   | 25         | 14           |
| 臺 南 市 Tainan City     | 1,107                         | 586        | 521          | 21                                 | 9          | 12           | 26                                   | 16         | 10           |
| 高 雄 市 Kaohsiung City  | 1,562                         | 842        | 720          | 34                                 | 22         | 12           | 37                                   | 24         | 13           |
| 臺 灣 省 Taiwan Prov.    | 5,533                         | 2,856      | 2,677        | 96                                 | 44         | 52           | 165                                  | 89         | 76           |
| 宜 蘭 縣 Yilan C.        | 249                           | 142        | 107          | 4                                  | 2          | 2            | 5                                    | 2          | 3            |
| 桃 園 縣 Taoyuan C.      | 1,277                         | 672        | 605          | 24                                 | 10         | 14           | 36                                   | 19         | 17           |
| 新 竹 縣 Hsinchu C.      | 426                           | 227        | 199          | 4                                  | 2          | 2            | 6                                    | 3          | 3            |
| 苗 栗 縣 Miaoli C.       | 398                           | 195        | 203          | 1                                  | —          | 1            | 12                                   | 9          | 3            |
| 彰 化 縣 Changhua C.     | 851                           | 437        | 414          | 12                                 | 5          | 7            | 14                                   | 9          | 5            |
| 南 投 縣 Nantou C.       | 269                           | 139        | 130          | 7                                  | 3          | 4            | 13                                   | 5          | 8            |
| 雲 林 縣 Yunlin C.       | 380                           | 189        | 191          | 9                                  | 5          | 4            | 10                                   | 7          | 3            |
| 嘉 義 縣 Chiayi C.       | 238                           | 118        | 120          | 7                                  | 4          | 3            | 3                                    | 1          | 2            |
| 屏 東 縣 Pingtung C.     | 365                           | 175        | 190          | 7                                  | 3          | 4            | 16                                   | 11         | 5            |
| 臺 東 縣 Taitung C.      | 119                           | 65         | 54           | 2                                  | 2          | —            | 16                                   | 7          | 9            |
| 花 蓮 縣 Hualien C.      | 189                           | 96         | 93           | 8                                  | 3          | 5            | 13                                   | 6          | 7            |
| 澎 湖 縣 Penghu C.       | 62                            | 32         | 30           | —                                  | —          | —            | 1                                    | —          | 1            |
| 基 隆 市 Keelung City    | 162                           | 85         | 77           | 2                                  | —          | 2            | 9                                    | 3          | 6            |
| 新 竹 市 Hsinchu City    | 435                           | 215        | 220          | 6                                  | 4          | 2            | 6                                    | 3          | 3            |
| 嘉 義 市 Chiayi City     | 113                           | 69         | 44           | 3                                  | 1          | 2            | 5                                    | 4          | 1            |
| 福 建 省 Fuchien Prov.   | 118                           | 67         | 51           | —                                  | —          | —            | 3                                    | 1          | 2            |
| 金 門 縣 Kinmen C.       | 108                           | 60         | 48           | —                                  | —          | —            | 3                                    | 1          | 2            |
| 連 江 縣 Lienchiang C.   | 10                            | 7          | 3            | —                                  | —          | —            | —                                    | —          | —            |

TABLE 5. MOBILITY STATUS OF RESIDENT POPULATION - BY LOCALITY (CONT.)

Unit : Persons

| 棄嬰或無依兒童<br>Abandoned or Helpless Child |            |              | 本國人與外國人結婚人數<br>Married with Foreigners |            |              | 本國人與外國人離婚人數<br>Divorced with Foreigners |            |              |
|--|------------|--------------|--|------------|--------------|---|------------|--------------|
| 合計<br>Total                            | 男性<br>Male | 女性<br>Female | 合計<br>Total                            | 男性<br>Male | 女性<br>Female | 合計<br>Total                             | 男性<br>Male | 女性<br>Female |
| 1                                      | —          | 1            | 627                                    | 373        | 254          | 392                                     | 333        | 59           |
| —                                      | —          | —            | 113                                    | 59         | 54           | 80                                      | 67         | 13           |
| —                                      | —          | —            | 101                                    | 37         | 64           | 34                                      | 22         | 12           |
| 1                                      | —          | 1            | 80                                     | 51         | 29           | 40                                      | 35         | 5            |
| —                                      | —          | —            | 30                                     | 18         | 12           | 17                                      | 15         | 2            |
| —                                      | —          | —            | 59                                     | 31         | 28           | 49                                      | 39         | 10           |
| —                                      | —          | —            | 242                                    | 175        | 67           | 171                                     | 154        | 17           |
| —                                      | —          | —            | 8                                      | 6          | 2            | 10                                      | 9          | 1            |
| —                                      | —          | —            | 79                                     | 52         | 27           | 53                                      | 47         | 6            |
| —                                      | —          | —            | 17                                     | 13         | 4            | 7                                       | 7          | —            |
| —                                      | —          | —            | 19                                     | 15         | 4            | 7                                       | 7          | —            |
| —                                      | —          | —            | 24                                     | 19         | 5            | 14                                      | 14         | —            |
| —                                      | —          | —            | 7                                      | 7          | —            | 8                                       | 8          | —            |
| —                                      | —          | —            | 17                                     | 14         | 3            | 18                                      | 18         | —            |
| —                                      | —          | —            | 12                                     | 10         | 2            | 11                                      | 9          | 2            |
| —                                      | —          | —            | 20                                     | 14         | 6            | 17                                      | 16         | 1            |
| —                                      | —          | —            | 4                                      | 4          | —            | 3                                       | 2          | 1            |
| —                                      | —          | —            | 6                                      | 4          | 2            | 4                                       | 2          | 2            |
| —                                      | —          | —            | 2                                      | 1          | 1            | 1                                       | 1          | —            |
| —                                      | —          | —            | 13                                     | 9          | 4            | 12                                      | 10         | 2            |
| —                                      | —          | —            | 13                                     | 7          | 6            | 4                                       | 3          | 1            |
| —                                      | —          | —            | 1                                      | —          | 1            | 2                                       | 1          | 1            |
| —                                      | —          | —            | 2                                      | 2          | —            | 1                                       | 1          | —            |
| —                                      | —          | —            | 2                                      | 2          | —            | 1                                       | 1          | —            |
| —                                      | —          | —            | —                                      | —          | —            | —                                       | —          | —            |

表6. 現住人口動態登記年累計—按區域別分

單位：人

| 區域別<br>Locality               | 出生 Births            |                                 |            |              | 死亡 Deaths            |                                 |            |              |
|-------------------------------|----------------------|---------------------------------|------------|--------------|----------------------|---------------------------------|------------|--------------|
|                               | 合計<br>Total          |                                 | 男性<br>Male | 女性<br>Female | 合計<br>Total          |                                 | 男性<br>Male | 女性<br>Female |
|                               | 出生數<br>No. of Births | 粗出生率<br>Crude Birth Rate (o/oo) |            |              | 死亡數<br>No. of Deaths | 粗死亡率<br>Crude Death Rate (o/oo) |            |              |
| 一〇二年一至四月<br>Jan. - Apr., 2013 | 70,034               | 3.00                            | 36,251     | 33,783       | 54,074               | 2.32                            | 32,839     | 21,235       |
| 新北市 New Taipei City           | 12,634               | 3.21                            | 6,546      | 6,088        | 7,296                | 1.85                            | 4,531      | 2,765        |
| 臺北市 Taipei City               | 9,494                | 3.55                            | 4,908      | 4,586        | 5,740                | 2.14                            | 3,412      | 2,328        |
| 臺中市 Taichung City             | 8,625                | 3.21                            | 4,460      | 4,165        | 5,178                | 1.93                            | 3,131      | 2,047        |
| 臺南市 Tainan City               | 5,183                | 2.75                            | 2,638      | 2,545        | 4,937                | 2.62                            | 2,886      | 2,051        |
| 高雄市 Kaohsiung City            | 7,498                | 2.70                            | 3,842      | 3,656        | 6,496                | 2.34                            | 4,085      | 2,411        |
| 臺灣省 Taiwan Prov.              | 26,092               | 2.83                            | 13,587     | 12,505       | 24,214               | 2.62                            | 14,660     | 9,554        |
| 宜蘭縣 Yilan C.                  | 1,213                | 2.65                            | 635        | 578          | 1,168                | 2.55                            | 677        | 491          |
| 桃園縣 Taoyuan C.                | 6,019                | 2.96                            | 3,177      | 2,842        | 3,828                | 1.88                            | 2,489      | 1,339        |
| 新竹縣 Hsinchu C.                | 1,921                | 3.66                            | 977        | 944          | 1,217                | 2.32                            | 723        | 494          |
| 苗栗縣 Miaoli C.                 | 1,865                | 3.31                            | 942        | 923          | 1,708                | 3.03                            | 1,005      | 703          |
| 彰化縣 Changhua C.               | 4,086                | 3.14                            | 2,157      | 1,929        | 3,271                | 2.52                            | 1,891      | 1,380        |
| 南投縣 Nantou C.                 | 1,284                | 2.47                            | 666        | 618          | 1,597                | 3.07                            | 963        | 634          |
| 雲林縣 Yunlin C.                 | 1,812                | 2.55                            | 915        | 897          | 2,340                | 3.29                            | 1,373      | 967          |
| 嘉義縣 Chiayi C.                 | 1,178                | 2.21                            | 624        | 554          | 1,779                | 3.34                            | 1,033      | 746          |
| 屏東縣 Pingtung C.               | 1,694                | 1.98                            | 887        | 807          | 2,640                | 3.08                            | 1,639      | 1,001        |
| 臺東縣 Taitung C.                | 586                  | 2.59                            | 329        | 257          | 797                  | 3.53                            | 504        | 293          |
| 花蓮縣 Hualien C.                | 856                  | 2.56                            | 432        | 424          | 1,085                | 3.24                            | 700        | 385          |
| 澎湖縣 Penghu C.                 | 282                  | 2.85                            | 146        | 136          | 268                  | 2.71                            | 159        | 109          |
| 基隆市 Keelung City              | 760                  | 2.02                            | 393        | 367          | 964                  | 2.56                            | 593        | 371          |
| 新竹市 Hsinchu City              | 1,880                | 4.42                            | 966        | 914          | 926                  | 2.17                            | 565        | 361          |
| 嘉義市 Chiayi City               | 656                  | 2.42                            | 341        | 315          | 626                  | 2.31                            | 346        | 280          |
| 福建省 Fuchien Prov.             | 508                  | 4.04                            | 270        | 238          | 213                  | 1.69                            | 134        | 79           |
| 金門縣 Kinmen C.                 | 461                  | 4.03                            | 246        | 215          | 197                  | 1.72                            | 122        | 75           |
| 連江縣 Lienchiang C.             | 47                   | 4.10                            | 24         | 23           | 16                   | 1.39                            | 12         | 4            |

資料來源：本部戶政司。

TABLE 6. MOBILITY STATUS OF RESIDENT POPULATION OF THE YEAR - BY LOCALITY

Unit: Persons

| 自然增加<br>Natural Increase |                             | 社會增加<br>Social Increase |                             | 總增加<br>Total Increase  |                              | 結婚<br>Marriage       |                                       | 離婚<br>Divorce        |                                      |
|--------------------------|-----------------------------|-------------------------|-----------------------------|------------------------|------------------------------|----------------------|---------------------------------------|----------------------|--------------------------------------|
| 增加數<br>No. of Increase   | 增加率<br>Increase Rate (o/oo) | 增加數<br>No. of Increase  | 增加率<br>Increase Rate (o/oo) | 增加數<br>No. of Increase | 總增加率<br>Increase Rate (o/oo) | 對數<br>(對)<br>Couples | 粗結<br>婚率<br>Crude Marriage Rate(o/oo) | 對數<br>(對)<br>Couples | 粗離<br>婚率<br>Crude Divorce Rate(o/oo) |
| 15,960                   | 0.68                        | 3,798                   | 0.16                        | 19,758                 | 0.85                         | 48,929               | 2.10                                  | 16,461               | 0.71                                 |
| 5,338                    | 1.35                        | -1,222                  | -0.31                       | 4,116                  | 1.04                         | 9,116                | 2.31                                  | 3,141                | 0.80                                 |
| 3,754                    | 1.40                        | 2,071                   | 0.77                        | 5,825                  | 2.18                         | 6,010                | 2.25                                  | 1,653                | 0.62                                 |
| 3,447                    | 1.28                        | 2,497                   | 0.93                        | 5,944                  | 2.21                         | 5,983                | 2.23                                  | 1,911                | 0.71                                 |
| 246                      | 0.13                        | 584                     | 0.31                        | 830                    | 0.44                         | 3,884                | 2.06                                  | 1,177                | 0.63                                 |
| 1,002                    | 0.36                        | -868                    | -0.31                       | 134                    | 0.05                         | 5,902                | 2.12                                  | 2,113                | 0.76                                 |
| 1,878                    | 0.20                        | -1,786                  | -0.19                       | 92                     | 0.01                         | 17,860               | 1.93                                  | 6,431                | 0.70                                 |
| 45                       | 0.10                        | -88                     | -0.19                       | -43                    | -0.09                        | 794                  | 1.73                                  | 285                  | 0.62                                 |
| 2,191                    | 1.08                        | 2,029                   | 1.00                        | 4,220                  | 2.08                         | 4,340                | 2.14                                  | 1,677                | 0.83                                 |
| 704                      | 1.34                        | 1,128                   | 2.15                        | 1,832                  | 3.49                         | 1,126                | 2.15                                  | 376                  | 0.72                                 |
| 157                      | 0.28                        | 221                     | 0.39                        | 378                    | 0.67                         | 1,218                | 2.16                                  | 375                  | 0.66                                 |
| 815                      | 0.63                        | -1,770                  | -1.36                       | -955                   | -0.73                        | 2,491                | 1.92                                  | 687                  | 0.53                                 |
| -313                     | -0.60                       | -457                    | -0.88                       | -770                   | -1.48                        | 967                  | 1.86                                  | 335                  | 0.64                                 |
| -528                     | -0.74                       | -649                    | -0.91                       | -1,177                 | -1.66                        | 1,274                | 1.79                                  | 441                  | 0.62                                 |
| -601                     | -1.13                       | -1,173                  | -2.20                       | -1,774                 | -3.33                        | 815                  | 1.53                                  | 363                  | 0.68                                 |
| -946                     | -1.10                       | -973                    | -1.13                       | -1,919                 | -2.24                        | 1,543                | 1.80                                  | 575                  | 0.67                                 |
| -211                     | -0.93                       | -207                    | -0.92                       | -418                   | -1.85                        | 420                  | 1.86                                  | 191                  | 0.84                                 |
| -229                     | -0.68                       | -249                    | -0.74                       | -478                   | -1.43                        | 641                  | 1.91                                  | 269                  | 0.80                                 |
| 14                       | 0.14                        | 260                     | 2.63                        | 274                    | 2.77                         | 119                  | 1.20                                  | 65                   | 0.66                                 |
| -204                     | -0.54                       | -385                    | -1.02                       | -589                   | -1.56                        | 637                  | 1.69                                  | 295                  | 0.78                                 |
| 954                      | 2.24                        | 439                     | 1.03                        | 1,393                  | 3.27                         | 984                  | 2.31                                  | 297                  | 0.70                                 |
| 30                       | 0.11                        | 88                      | 0.32                        | 118                    | 0.43                         | 491                  | 1.81                                  | 200                  | 0.74                                 |
| 295                      | 2.34                        | 2,522                   | 20.04                       | 2,817                  | 22.39                        | 174                  | 1.38                                  | 35                   | 0.28                                 |
| 264                      | 2.31                        | 2,226                   | 19.47                       | 2,490                  | 21.77                        | 162                  | 1.42                                  | 32                   | 0.28                                 |
| 31                       | 2.70                        | 296                     | 25.80                       | 327                    | 28.50                        | 12                   | 1.05                                  | 3                    | 0.26                                 |

Source :Dept. of Household Registration Affairs, MOI.

表6. 現住人口動態登記年累計—按區域別分(續)

單位：人

| 區域別<br>Locality                | 出生人數按出生狀況<br>Births by Status |            |              |                                    |            |              |                                      |            |              |
|--------------------------------|-------------------------------|------------|--------------|------------------------------------|------------|--------------|--------------------------------------|------------|--------------|
|                                | 婚 生<br>Legitimate             |            |              | 非婚生—已認領<br>Illegitimate-Recognized |            |              | 非婚生—未認領<br>Illegitimate-Unrecognized |            |              |
|                                | 合計<br>Total                   | 男性<br>Male | 女性<br>Female | 合計<br>Total                        | 男性<br>Male | 女性<br>Female | 合計<br>Total                          | 男性<br>Male | 女性<br>Female |
| 一〇二一年一至四月<br>Jan. - Apr., 2013 | 67,313                        | 34,840     | 32,473       | 1,102                              | 578        | 524          | 1,614                                | 831        | 783          |
| 新 北 市 New Taipei City          | 12,139                        | 6,306      | 5,833        | 206                                | 101        | 105          | 288                                  | 138        | 150          |
| 臺 北 市 Taipei City              | 9,268                         | 4,784      | 4,484        | 114                                | 61         | 53           | 111                                  | 62         | 49           |
| 臺 中 市 Taichung City            | 8,290                         | 4,278      | 4,012        | 148                                | 84         | 64           | 185                                  | 98         | 87           |
| 臺 南 市 Tainan City              | 5,012                         | 2,546      | 2,466        | 68                                 | 34         | 34           | 103                                  | 58         | 45           |
| 高 雄 市 Kaohsiung City           | 7,153                         | 3,656      | 3,497        | 149                                | 80         | 69           | 196                                  | 106        | 90           |
| 臺 灣 省 Taiwan Prov.             | 24,956                        | 13,007     | 11,949       | 415                                | 217        | 198          | 720                                  | 363        | 357          |
| 宜 蘭 縣 Yilan C.                 | 1,163                         | 611        | 552          | 13                                 | 5          | 8            | 37                                   | 19         | 18           |
| 桃 園 縣 Taoyuan C.               | 5,759                         | 3,039      | 2,720        | 107                                | 61         | 46           | 152                                  | 77         | 75           |
| 新 竹 縣 Hsinchu C.               | 1,855                         | 947        | 908          | 26                                 | 18         | 8            | 40                                   | 12         | 28           |
| 苗 栗 縣 Miaoli C.                | 1,798                         | 905        | 893          | 20                                 | 10         | 10           | 47                                   | 27         | 20           |
| 彰 化 縣 Changhua C.              | 3,991                         | 2,107      | 1,884        | 38                                 | 19         | 19           | 57                                   | 31         | 26           |
| 南 投 縣 Nantou C.                | 1,200                         | 634        | 566          | 28                                 | 9          | 19           | 56                                   | 23         | 33           |
| 雲 林 縣 Yunlin C.                | 1,735                         | 876        | 859          | 39                                 | 21         | 18           | 38                                   | 18         | 20           |
| 嘉 義 縣 Chiayi C.                | 1,132                         | 597        | 535          | 19                                 | 9          | 10           | 27                                   | 18         | 9            |
| 屏 東 縣 Pingtung C.              | 1,592                         | 832        | 760          | 30                                 | 14         | 16           | 72                                   | 41         | 31           |
| 臺 東 縣 Taitung C.               | 532                           | 296        | 236          | 12                                 | 9          | 3            | 42                                   | 24         | 18           |
| 花 蓮 縣 Hualien C.               | 759                           | 389        | 370          | 26                                 | 14         | 12           | 71                                   | 29         | 42           |
| 澎 湖 縣 Penghu C.                | 279                           | 145        | 134          | —                                  | —          | —            | 3                                    | 1          | 2            |
| 基 隆 市 Keelung City             | 708                           | 366        | 342          | 14                                 | 6          | 8            | 38                                   | 21         | 17           |
| 新 竹 市 Hsinchu City             | 1,829                         | 940        | 889          | 25                                 | 13         | 12           | 26                                   | 13         | 13           |
| 嘉 義 市 Chiayi City              | 624                           | 323        | 301          | 18                                 | 9          | 9            | 14                                   | 9          | 5            |
| 福 建 省 Fuchien Prov.            | 495                           | 263        | 232          | 2                                  | 1          | 1            | 11                                   | 6          | 5            |
| 金 門 縣 Kinmen C.                | 450                           | 240        | 210          | 1                                  | 1          | —            | 10                                   | 5          | 5            |
| 連 江 縣 Lienchiang C.            | 45                            | 23         | 22           | 1                                  | —          | 1            | 1                                    | 1          | —            |

TABLE 6. MOBILITY STATUS OF RESIDENT POPULATION  
OF THE YEAR - BY LOCALITY (CONT.)

Unit : Persons

| 棄嬰或無依兒童<br>Abandoned or Helpless Child |            |              | 本國人與外國人結婚人數<br>Married with Foreigners |            |              | 本國人與外國人離婚人數<br>Divorced with Foreigners |            |              |
|--|------------|--------------|--|------------|--------------|---|------------|--------------|
| 合計<br>Total                            | 男性<br>Male | 女性<br>Female | 合計<br>Total                            | 男性<br>Male | 女性<br>Female | 合計<br>Total                             | 男性<br>Male | 女性<br>Female |
| 5                                      | 2          | 3            | 2,466                                  | 1,479      | 987          | 1,472                                   | 1,258      | 214          |
| 1                                      | 1          | —            | 486                                    | 277        | 209          | 294                                     | 242        | 52           |
| 1                                      | 1          | —            | 398                                    | 133        | 265          | 122                                     | 83         | 39           |
| 2                                      | —          | 2            | 276                                    | 172        | 104          | 151                                     | 124        | 27           |
| —                                      | —          | —            | 141                                    | 92         | 49           | 83                                      | 70         | 13           |
| —                                      | —          | —            | 238                                    | 149        | 89           | 170                                     | 136        | 34           |
| 1                                      | —          | 1            | 921                                    | 650        | 271          | 650                                     | 601        | 49           |
| —                                      | —          | —            | 38                                     | 29         | 9            | 27                                      | 22         | 5            |
| 1                                      | —          | 1            | 260                                    | 172        | 88           | 177                                     | 163        | 14           |
| —                                      | —          | —            | 66                                     | 48         | 18           | 40                                      | 37         | 3            |
| —                                      | —          | —            | 76                                     | 62         | 14           | 32                                      | 30         | 2            |
| —                                      | —          | —            | 99                                     | 69         | 30           | 78                                      | 77         | 1            |
| —                                      | —          | —            | 54                                     | 35         | 19           | 38                                      | 37         | 1            |
| —                                      | —          | —            | 68                                     | 55         | 13           | 62                                      | 61         | 1            |
| —                                      | —          | —            | 51                                     | 37         | 14           | 41                                      | 38         | 3            |
| —                                      | —          | —            | 80                                     | 58         | 22           | 61                                      | 59         | 2            |
| —                                      | —          | —            | 18                                     | 16         | 2            | 7                                       | 6          | 1            |
| —                                      | —          | —            | 28                                     | 13         | 15           | 19                                      | 14         | 5            |
| —                                      | —          | —            | 3                                      | 1          | 2            | 5                                       | 5          | —            |
| —                                      | —          | —            | 31                                     | 22         | 9            | 35                                      | 27         | 8            |
| —                                      | —          | —            | 38                                     | 27         | 11           | 13                                      | 12         | 1            |
| —                                      | —          | —            | 11                                     | 6          | 5            | 15                                      | 13         | 2            |
| —                                      | —          | —            | 6                                      | 6          | —            | 2                                       | 2          | —            |
| —                                      | —          | —            | 5                                      | 5          | —            | 2                                       | 2          | —            |
| —                                      | —          | —            | 1                                      | 1          | —            | —                                       | —          | —            |

表7. 結婚及離婚登記—按國籍及月別分

單位：人

| 年(月)別<br>Year (Month)            | 結 婚           |               |                 |               |
|----------------------------------|---------------|---------------|-----------------|---------------|
|                                  | 合 計<br>Total  |               | 本 國 人<br>R.O.C. |               |
|                                  | 新郎<br>Groom   | 新娘<br>Bride   | 新郎<br>Groom     | 新娘<br>Bride   |
| 九十三年 2004                        | 131,453       | 131,453       | 128,277         | 103,319       |
| 九十四年 2005                        | 141,140       | 141,140       | 138,001         | 115,852       |
| 九十五年 2006                        | 142,669       | 142,669       | 139,455         | 121,953       |
| 九十六年 2007                        | 135,041       | 135,041       | 131,900         | 113,482       |
| 九十七年 2008                        | 154,866       | 154,866       | 151,350         | 136,653       |
| 九十八年 2009                        | 117,099       | 117,099       | 113,426         | 98,858        |
| 九十九年 2010                        | 138,819       | 138,819       | 135,027         | 121,110       |
| 一〇〇年 2011                        | 165,327       | 165,327       | 161,237         | 147,901       |
| 一〇一年 2012                        | 143,384       | 143,384       | 139,047         | 127,121       |
| 四 月 Apr.                         | 10,110        | 10,110        | 9,767           | 8,793         |
| 五 月 May                          | 10,630        | 10,630        | 10,244          | 9,255         |
| 六 月 June                         | 10,543        | 10,543        | 10,173          | 9,172         |
| 七 月 July                         | 12,306        | 12,306        | 11,921          | 10,903        |
| 八 月 Aug.                         | 8,045         | 8,045         | 7,720           | 6,824         |
| 九 月 Sept.                        | 7,924         | 7,924         | 7,579           | 6,622         |
| 十 月 Oct.                         | 13,797        | 13,797        | 13,388          | 12,359        |
| 十一月 Nov.                         | 15,280        | 15,280        | 14,938          | 14,009        |
| 十二月 Dec.                         | 15,301        | 15,301        | 14,952          | 14,060        |
| <b>一〇二年 2013</b>                 | <b>48,929</b> | <b>48,929</b> | <b>47,574</b>   | <b>43,790</b> |
| 一 月 Jan.                         | 17,258        | 17,258        | 16,932          | 15,814        |
| 二 月 Feb.                         | 7,774         | 7,774         | 7,452           | 6,522         |
| 三 月 Mar.                         | 13,562        | 13,562        | 13,196          | 12,349        |
| 四 月 Apr.                         | 10,335        | 10,335        | 9,994           | 9,105         |
| 較上月增減(%)<br>VS. with Last Month  | -23.79        | -23.79        | -24.26          | -26.27        |
| 較上年同月增減(%)<br>VS. with Last Year | 2.23          | 2.23          | 2.32            | 3.55          |

資料來源：本部戶政司。  
說 明：本國人含華僑。

TABLE 7. MARRIAGE AND DIVORCE REGISTRATIONS  
- BY NATIONALITY AND MONTH

Unit : Persons

| Marriage         |              |                    |             |                  |              |                |             |
|------------------|--------------|--------------------|-------------|------------------|--------------|----------------|-------------|
| 大陸地區<br>Mainland |              | 港澳<br>H.K. & Macao |             | 東南亞<br>S.E. Asia |              | 其他國家<br>Others |             |
| 新郎<br>Groom      | 新娘<br>Bride  | 新郎<br>Groom        | 新娘<br>Bride | 新郎<br>Groom      | 新娘<br>Bride  | 新郎<br>Groom    | 新娘<br>Bride |
| 256              | 10,386       | 149                | 181         | 921              | 17,182       | 1,850          | 385         |
| 282              | 13,976       | 170                | 191         | 751              | 10,703       | 1,936          | 418         |
| 323              | 13,641       | 183                | 259         | 579              | 6,371        | 2,129          | 445         |
| 371              | 14,350       | 180                | 245         | 452              | 6,500        | 2,138          | 464         |
| 371              | 11,903       | 250                | 248         | 468              | 5,541        | 2,427          | 521         |
| 452              | 12,344       | 239                | 259         | 502              | 5,194        | 2,480          | 444         |
| 562              | 12,245       | 245                | 280         | 549              | 4,663        | 2,436          | 521         |
| 686              | 12,114       | 309                | 354         | 520              | 4,367        | 2,575          | 591         |
| 766              | 11,268       | 350                | 329         | 664              | 4,120        | 2,557          | 546         |
| 59               | 920          | 35                 | 24          | 43               | 326          | 206            | 47          |
| 76               | 948          | 28                 | 26          | 47               | 351          | 235            | 50          |
| 60               | 939          | 29                 | 25          | 75               | 360          | 206            | 47          |
| 68               | 978          | 28                 | 32          | 64               | 351          | 225            | 42          |
| 63               | 833          | 23                 | 36          | 38               | 320          | 201            | 32          |
| 64               | 908          | 19                 | 18          | 65               | 336          | 197            | 40          |
| 85               | 1,000        | 29                 | 31          | 58               | 363          | 237            | 44          |
| 49               | 862          | 34                 | 32          | 50               | 339          | 209            | 38          |
| 48               | 815          | 33                 | 32          | 53               | 333          | 215            | 61          |
| <b>258</b>       | <b>3,559</b> | <b>110</b>         | <b>101</b>  | <b>184</b>       | <b>1,273</b> | <b>803</b>     | <b>206</b>  |
| 51               | 979          | 34                 | 27          | 41               | 384          | 200            | 54          |
| 76               | 976          | 17                 | 18          | 39               | 220          | 190            | 38          |
| 67               | 773          | 36                 | 30          | 57               | 349          | 206            | 61          |
| 64               | 831          | 23                 | 26          | 47               | 320          | 207            | 53          |
| -4.48            | 7.50         | -36.11             | -13.33      | -17.54           | -8.31        | 0.49           | -13.11      |
| 8.47             | -9.67        | -34.29             | 8.33        | 9.30             | -1.84        | 0.49           | 12.77       |

Source : Dept. of Household Registration Affairs, MOI.  
Note : R.O.C. Residents include Overseas Chinese.

表7. 結婚及離婚登記—按國籍及月別分(續)

單位：人

| 年(月)別<br>Year (Month)            | 離 婚           |               |                 |               |
|----------------------------------|---------------|---------------|-----------------|---------------|
|                                  | 合 計<br>Total  |               | 本 國 人<br>R.O.C. |               |
|                                  | 男<br>Male     | 女<br>Female   | 男<br>Male       | 女<br>Female   |
| 九十三年 2004                        | 62,796        | 62,796        | 61,708          | 52,494        |
| 九十四年 2005                        | 62,571        | 62,571        | 61,440          | 52,661        |
| 九十五年 2006                        | 64,540        | 64,540        | 63,259          | 54,231        |
| 九十六年 2007                        | 58,518        | 58,518        | 57,358          | 48,588        |
| 九十七年 2008                        | 55,995        | 55,995        | 54,873          | 45,696        |
| 九十八年 2009                        | 57,223        | 57,223        | 55,998          | 45,291        |
| 九十九年 2010                        | 58,115        | 58,115        | 56,800          | 44,197        |
| 一〇〇年 2011                        | 57,008        | 57,008        | 55,826          | 44,036        |
| 一〇一年 2012                        | 55,980        | 55,980        | 54,758          | 43,767        |
| 四 月 Apr.                         | 4,795         | 4,795         | 4,688           | 3,760         |
| 五 月 May                          | 5,110         | 5,110         | 4,996           | 3,917         |
| 六 月 June                         | 4,661         | 4,661         | 4,562           | 3,672         |
| 七 月 July                         | 5,189         | 5,189         | 5,068           | 4,029         |
| 八 月 Aug.                         | 4,993         | 4,993         | 4,873           | 3,994         |
| 九 月 Sept.                        | 4,530         | 4,530         | 4,433           | 3,562         |
| 十 月 Oct.                         | 5,102         | 5,102         | 5,010           | 4,007         |
| 十一月 Nov.                         | 4,499         | 4,499         | 4,413           | 3,522         |
| 十二月 Dec.                         | 4,054         | 4,054         | 3,971           | 3,196         |
| <b>一〇二年 2013</b>                 | <b>16,461</b> | <b>16,461</b> | <b>16,147</b>   | <b>12,994</b> |
| 一 月 Jan.                         | 4,266         | 4,266         | 4,203           | 3,330         |
| 二 月 Feb.                         | 3,282         | 3,282         | 3,218           | 2,619         |
| 三 月 Mar.                         | 4,587         | 4,587         | 4,486           | 3,639         |
| 四 月 Apr.                         | 4,326         | 4,326         | 4,240           | 3,406         |
| 較上月增減(%)<br>VS. with Last Month  | -5.69         | -5.69         | -5.48           | -6.40         |
| 較上年同月增減(%)<br>VS. with Last Year | -9.78         | -9.78         | -9.56           | -9.41         |

TABLE 7. MARRIAGE AND DIVORCE REGISTRATIONS  
- BY NATIONALITY AND MONTH (CONT.)

Unit : Persons

| Divorce          |              |                    |             |                  |              |                |             |
|------------------|--------------|--------------------|-------------|------------------|--------------|----------------|-------------|
| 大陸地區<br>Mainland |              | 港澳<br>H.K. & Macao |             | 東南亞<br>S.E. Asia |              | 其他國家<br>Others |             |
| 男<br>Male        | 女<br>Female  | 男<br>Male          | 女<br>Female | 男<br>Male        | 女<br>Female  | 男<br>Male      | 女<br>Female |
| 342              | 7,440        | 37                 | 30          | 199              | 2,745        | 510            | 87          |
| 365              | 6,682        | 51                 | 33          | 264              | 3,108        | 451            | 87          |
| 366              | 6,691        | 66                 | 42          | 279              | 3,458        | 570            | 118         |
| 304              | 6,190        | 57                 | 52          | 276              | 3,568        | 523            | 120         |
| 291              | 6,191        | 50                 | 46          | 233              | 3,946        | 548            | 116         |
| 331              | 7,341        | 70                 | 52          | 221              | 4,411        | 603            | 128         |
| 425              | 9,167        | 44                 | 58          | 208              | 4,547        | 638            | 146         |
| 358              | 8,270        | 50                 | 62          | 217              | 4,506        | 557            | 134         |
| 295              | 7,815        | 69                 | 56          | 212              | 4,216        | 646            | 126         |
| 32               | 662          | 6                  | 5           | 19               | 362          | 50             | 6           |
| 26               | 751          | 4                  | 7           | 19               | 425          | 65             | 10          |
| 21               | 625          | 2                  | 5           | 20               | 352          | 56             | 7           |
| 26               | 765          | 11                 | 9           | 22               | 377          | 62             | 9           |
| 33               | 642          | 4                  | 3           | 17               | 342          | 66             | 12          |
| 18               | 630          | 6                  | 2           | 19               | 324          | 54             | 12          |
| 25               | 681          | 7                  | 6           | 18               | 391          | 42             | 17          |
| 18               | 639          | 4                  | 5           | 22               | 320          | 42             | 13          |
| 21               | 547          | 8                  | 3           | 16               | 304          | 38             | 4           |
| <b>90</b>        | <b>2,184</b> | <b>10</b>          | <b>25</b>   | <b>39</b>        | <b>1,223</b> | <b>175</b>     | <b>35</b>   |
| 20               | 622          | 4                  | 6           | 12               | 299          | 27             | 9           |
| 21               | 414          | 2                  | 4           | 5                | 237          | 36             | 8           |
| 24               | 568          | 2                  | 8           | 12               | 364          | 63             | 8           |
| 25               | 580          | 2                  | 7           | 10               | 323          | 49             | 10          |
| 4.17             | 2.11         | 0.00               | -12.50      | -16.67           | -11.26       | -22.22         | 25.00       |
| -21.88           | -12.39       | -66.67             | 40.00       | -47.37           | -10.77       | -2.00          | 66.67       |

表8. 結婚及離婚登記年累計—按國籍及區域別分

單位：人

| 區域別<br>Locality                | 結 婚          |             |                 |             |
|--------------------------------|--------------|-------------|-----------------|-------------|
|                                | 合 計<br>Total |             | 本 國 人<br>R.O.C. |             |
|                                | 新郎<br>Groom  | 新娘<br>Bride | 新郎<br>Groom     | 新娘<br>Bride |
| 一〇二一年一至四月<br>Jan. - Apr., 2013 | 48,929       | 48,929      | 47,574          | 43,790      |
| 新 北 市 New Taipei City          | 9,116        | 9,116       | 8,809           | 8,101       |
| 臺 北 市 Taipei City              | 6,010        | 6,010       | 5,683           | 5,379       |
| 臺 中 市 Taichung City            | 5,983        | 5,983       | 5,843           | 5,422       |
| 臺 南 市 Tainan City              | 3,884        | 3,884       | 3,816           | 3,547       |
| 高 雄 市 Kaohsiung City           | 5,902        | 5,902       | 5,765           | 5,349       |
| 臺 灣 省 Taiwan Prov.             | 17,860       | 17,860      | 17,488          | 15,870      |
| 宜蘭縣 Yilan C.                   | 794          | 794         | 779             | 709         |
| 桃園縣 Taoyuan C.                 | 4,340        | 4,340       | 4,208           | 3,822       |
| 新竹縣 Hsinchu C.                 | 1,126        | 1,126       | 1,105           | 999         |
| 苗栗縣 Miaoli C.                  | 1,218        | 1,218       | 1,201           | 1,064       |
| 彰化縣 Changhua C.                | 2,491        | 2,491       | 2,455           | 2,273       |
| 南投縣 Nantou C.                  | 967          | 967         | 945             | 868         |
| 雲林縣 Yunlin C.                  | 1,274        | 1,274       | 1,257           | 1,076       |
| 嘉義縣 Chiayi C.                  | 815          | 815         | 798             | 692         |
| 屏東縣 Pingtung C.                | 1,543        | 1,543       | 1,513           | 1,397       |
| 臺東縣 Taitung C.                 | 420          | 420         | 417             | 374         |
| 花蓮縣 Hualien C.                 | 641          | 641         | 623             | 594         |
| 澎湖縣 Penghu C.                  | 119          | 119         | 115             | 112         |
| 基隆市 Keelung City               | 637          | 637         | 620             | 548         |
| 新竹市 Hsinchu City               | 984          | 984         | 968             | 897         |
| 嘉義市 Chiayi City                | 491          | 491         | 484             | 445         |
| 福 建 省 Fuchien Prov.            | 174          | 174         | 170             | 122         |
| 金門縣 Kinmen C.                  | 162          | 162         | 161             | 114         |
| 連江縣 Lienchiang C.              | 12           | 12          | 9               | 8           |

資料來源：本部戶政司。  
說 明：本國人含華僑。

TABLE 8. MARRIAGE AND DIVORCE REGISTRATIONS OF THE YEAR  
- BY NATIONALITY AND LOCALITY

Unit : Persons

| Marriage         |             |                    |             |                  |             |                |             |
|------------------|-------------|--------------------|-------------|------------------|-------------|----------------|-------------|
| 大陸地區<br>Mainland |             | 港澳<br>H.K. & Macao |             | 東南亞<br>S.E. Asia |             | 其他國家<br>Others |             |
| 新郎<br>Groom      | 新娘<br>Bride | 新郎<br>Groom        | 新娘<br>Bride | 新郎<br>Groom      | 新娘<br>Bride | 新郎<br>Groom    | 新娘<br>Bride |
| 258              | 3,559       | 110                | 101         | 184              | 1,273       | 803            | 206         |
| 70               | 707         | 28                 | 31          | 40               | 226         | 169            | 51          |
| 42               | 486         | 20                 | 12          | 23               | 74          | 242            | 59          |
| 26               | 376         | 10                 | 13          | 24               | 150         | 80             | 22          |
| 16               | 240         | 3                  | 5           | 10               | 79          | 39             | 13          |
| 31               | 391         | 17                 | 13          | 19               | 128         | 70             | 21          |
| 69               | 1,313       | 32                 | 27          | 68               | 611         | 203            | 39          |
| 2                | 54          | 4                  | 2           | 1                | 28          | 8              | 1           |
| 29               | 342         | 15                 | 4           | 33               | 156         | 55             | 16          |
| 2                | 79          | 1                  | —           | 4                | 45          | 14             | 3           |
| 1                | 89          | 2                  | 3           | 2                | 60          | 12             | 2           |
| 5                | 146         | 1                  | 3           | 6                | 69          | 24             | —           |
| 3                | 63          | —                  | 1           | 7                | 33          | 12             | 2           |
| 3                | 141         | 1                  | 2           | 4                | 51          | 9              | 4           |
| 1                | 85          | 2                  | 1           | 2                | 36          | 12             | 1           |
| 6                | 87          | 2                  | 1           | 5                | 56          | 17             | 2           |
| —                | 30          | 1                  | —           | 1                | 15          | 1              | 1           |
| 3                | 31          | —                  | 3           | 2                | 13          | 13             | —           |
| 2                | 6           | —                  | —           | —                | 1           | 2              | —           |
| 7                | 65          | 1                  | 2           | —                | 19          | 9              | 3           |
| 4                | 57          | 1                  | 3           | 1                | 24          | 10             | 3           |
| 1                | 38          | 1                  | 2           | —                | 5           | 5              | 1           |
| 4                | 46          | —                  | —           | —                | 5           | —              | 1           |
| 1                | 43          | —                  | —           | —                | 5           | —              | —           |
| 3                | 3           | —                  | —           | —                | —           | —              | 1           |

Source : Dept. of Household Registration Affairs, MOI.  
Note : R.O.C. Residents include Overseas Chinese.

表8. 結婚及離婚登記年累計—按國籍及區域別分(續)

單位：人

| 區域別<br>Locality                | 離婚          |             |               |             |
|--------------------------------|-------------|-------------|---------------|-------------|
|                                | 合計<br>Total |             | 本國人<br>R.O.C. |             |
|                                | 男<br>Male   | 女<br>Female | 男<br>Male     | 女<br>Female |
| 一〇二一年一至四月<br>Jan. - Apr., 2013 | 16,461      | 16,461      | 16,147        | 12,994      |
| 新北市 New Taipei City            | 3,141       | 3,141       | 3,068         | 2,456       |
| 臺北市 Taipei City                | 1,653       | 1,653       | 1,598         | 1,330       |
| 臺中市 Taichung City              | 1,911       | 1,911       | 1,875         | 1,557       |
| 臺南市 Tainan City                | 1,177       | 1,177       | 1,159         | 963         |
| 高雄市 Kaohsiung City             | 2,113       | 2,113       | 2,067         | 1,697       |
| 臺灣省 Taiwan Prov.               | 6,431       | 6,431       | 6,345         | 4,975       |
| 宜蘭縣 Yilan C.                   | 285         | 285         | 280           | 234         |
| 桃園縣 Taoyuan C.                 | 1,677       | 1,677       | 1,649         | 1,307       |
| 新竹縣 Hsinchu C.                 | 376         | 376         | 371           | 292         |
| 苗栗縣 Miaoli C.                  | 375         | 375         | 372           | 298         |
| 彰化縣 Changhua C.                | 687         | 687         | 685           | 522         |
| 南投縣 Nantou C.                  | 335         | 335         | 332           | 253         |
| 雲林縣 Yunlin C.                  | 441         | 441         | 439           | 306         |
| 嘉義縣 Chiayi C.                  | 363         | 363         | 360           | 245         |
| 屏東縣 Pingtung C.                | 575         | 575         | 569           | 457         |
| 臺東縣 Taitung C.                 | 191         | 191         | 190           | 159         |
| 花蓮縣 Hualien C.                 | 269         | 269         | 261           | 224         |
| 澎湖縣 Penghu C.                  | 65          | 65          | 65            | 48          |
| 基隆市 Keelung City               | 295         | 295         | 281           | 222         |
| 新竹市 Hsinchu City               | 297         | 297         | 294           | 248         |
| 嘉義市 Chiayi City                | 200         | 200         | 197           | 160         |
| 福建省 Fuchien Prov.              | 35          | 35          | 35            | 16          |
| 金門縣 Kinmen C.                  | 32          | 32          | 32            | 16          |
| 連江縣 Lienchiang C.              | 3           | 3           | 3             | —           |

TABLE 8. MARRIAGE AND DIVORCE REGISTRATIONS OF THE YEAR  
- BY NATIONALITY AND LOCALITY (CONT.)

Unit: Persons

| Divorce          |             |                    |             |                  |             |                |             |
|------------------|-------------|--------------------|-------------|------------------|-------------|----------------|-------------|
| 大陸地區<br>Mainland |             | 港澳<br>H.K. & Macao |             | 東南亞<br>S.E. Asia |             | 其他國家<br>Others |             |
| 男<br>Male        | 女<br>Female | 男<br>Male          | 女<br>Female | 男<br>Male        | 女<br>Female | 男<br>Male      | 女<br>Female |
| 90               | 2,184       | 10                 | 25          | 39               | 1,223       | 175            | 35          |
| 20               | 436         | 1                  | 7           | 8                | 233         | 44             | 9           |
| 14               | 232         | 2                  | 8           | 5                | 73          | 34             | 10          |
| 8                | 226         | 1                  | 4           | 3                | 121         | 24             | 3           |
| 5                | 144         | —                  | —           | 6                | 70          | 7              | —           |
| 11               | 279         | 1                  | 1           | 5                | 133         | 29             | 3           |
| 32               | 850         | 5                  | 5           | 12               | 591         | 37             | 10          |
| —                | 29          | —                  | —           | 1                | 21          | 4              | 1           |
| 11               | 206         | 3                  | 1           | 6                | 159         | 8              | 4           |
| 1                | 46          | 1                  | 1           | 2                | 37          | 1              | —           |
| —                | 46          | 1                  | 1           | —                | 29          | 2              | 1           |
| 1                | 88          | —                  | —           | —                | 76          | 1              | 1           |
| 2                | 44          | —                  | 1           | 1                | 37          | —              | —           |
| 1                | 74          | —                  | —           | 1                | 61          | —              | —           |
| —                | 80          | —                  | —           | —                | 38          | 3              | —           |
| 4                | 59          | —                  | —           | —                | 58          | 2              | 1           |
| —                | 26          | —                  | —           | —                | 6           | 1              | —           |
| 3                | 31          | —                  | —           | —                | 14          | 5              | —           |
| —                | 12          | —                  | —           | —                | 5           | —              | —           |
| 6                | 46          | —                  | —           | 1                | 25          | 7              | 2           |
| 2                | 37          | —                  | —           | —                | 12          | 1              | —           |
| 1                | 26          | —                  | 1           | —                | 13          | 2              | —           |
| —                | 17          | —                  | —           | —                | 2           | —              | —           |
| —                | 14          | —                  | —           | —                | 2           | —              | —           |
| —                | 3           | —                  | —           | —                | —           | —              | —           |



表9. 現住人口遷入遷出登記—按月別分

| 單位：人                             |                             | 1. 男女合計                       |   |                    |                      |                    |                       |  |
|----------------------------------|-----------------------------|-------------------------------|---|--------------------|----------------------|--------------------|-----------------------|--|
| 年(月)別<br>Year (Month)            | 遷入 Immigrants / In-migrants |                               |   |                    |                      |                    |                       |  |
|                                  | 合計<br>Total                 | 自外國<br>From Foreign Countries | 自他省(市)<br>From Other Provinces (Cities) |                    |                      |                    |                       |  |
|                                  |                             |                               | 新北市<br>New Taipei City                  | 臺北市<br>Taipei City | 臺中市<br>Taichung City | 臺南市<br>Tainan City | 高雄市<br>Kaohsiung City |  |
| 九十三年 2004                        | 1,264,937                   | 36,061                        | —                                       | 93,533             | —                    | —                  | 49,117                |  |
| 九十四年 2005                        | 1,442,018                   | 33,704                        | —                                       | 99,196             | —                    | —                  | 56,382                |  |
| 九十五年 2006                        | 1,414,340                   | 56,279                        | —                                       | 95,037             | —                    | —                  | 53,778                |  |
| 九十六年 2007                        | 1,173,040                   | 56,863                        | —                                       | 87,881             | —                    | —                  | 42,677                |  |
| 九十七年 2008                        | 1,196,407                   | 50,310                        | —                                       | 90,240             | —                    | —                  | 43,718                |  |
| 九十八年 2009                        | 1,198,561                   | 50,486                        | —                                       | 91,595             | —                    | —                  | 42,170                |  |
| 九十九年 2010                        | 1,213,899                   | 45,623                        | —                                       | 85,573             | —                    | —                  | 41,090                |  |
| 一〇〇年 2011                        | 1,128,449                   | 45,694                        | 107,314                                 | 76,610             | 39,197               | 24,877             | 39,400                |  |
| 一〇一年 2012                        | 1,118,006                   | 43,093                        | 105,793                                 | 78,137             | 39,259               | 24,671             | 39,049                |  |
| 四月 Apr.                          | 91,444                      | 3,619                         | 9,146                                   | 6,286              | 3,276                | 2,021              | 3,171                 |  |
| 五月 May                           | 103,777                     | 3,491                         | 10,142                                  | 7,572              | 3,391                | 2,135              | 3,312                 |  |
| 六月 June                          | 89,886                      | 3,607                         | 8,731                                   | 6,569              | 3,095                | 1,858              | 2,917                 |  |
| 七月 July                          | 108,129                     | 4,444                         | 9,930                                   | 7,898              | 3,892                | 2,423              | 3,928                 |  |
| 八月 Aug.                          | 114,752                     | 3,273                         | 10,837                                  | 8,250              | 4,095                | 2,574              | 4,074                 |  |
| 九月 Sept.                         | 94,126                      | 2,626                         | 8,502                                   | 7,462              | 3,154                | 2,033              | 3,174                 |  |
| 十月 Oct.                          | 84,014                      | 3,424                         | 7,881                                   | 5,611              | 3,156                | 1,818              | 2,937                 |  |
| 十一月 Nov.                         | 78,779                      | 3,427                         | 7,348                                   | 5,085              | 2,723                | 1,766              | 2,711                 |  |
| 十二月 Dec.                         | 78,245                      | 3,448                         | 7,441                                   | 5,352              | 2,924                | 1,763              | 2,765                 |  |
| <b>一〇二年 2013</b>                 | <b>338,387</b>              | <b>12,435</b>                 | <b>31,568</b>                           | <b>22,138</b>      | <b>11,995</b>        | <b>7,682</b>       | <b>12,149</b>         |  |
| 一月 Jan.                          | 87,345                      | 3,082                         | 7,902                                   | 5,735              | 3,148                | 2,051              | 3,260                 |  |
| 二月 Feb.                          | 66,522                      | 2,785                         | 6,148                                   | 4,206              | 2,486                | 1,544              | 2,347                 |  |
| 三月 Mar.                          | 95,224                      | 3,220                         | 8,876                                   | 6,225              | 3,216                | 2,056              | 3,414                 |  |
| 四月 Apr.                          | 89,296                      | 3,348                         | 8,642                                   | 5,972              | 3,145                | 2,031              | 3,128                 |  |
| 較上月增減(%)<br>VS. with Last Month  | -6.23                       | 3.98                          | -2.64                                   | -4.06              | -2.21                | -1.22              | -8.38                 |  |
| 較上年同月增減(%)<br>VS. with Last Year | -2.35                       | -7.49                         | -5.51                                   | -5.00              | -4.00                | 0.49               | -1.36                 |  |

資料來源：本部戶政司。

說明：1. 94年臺中縣調整里鄰，故其他劇增。

2. 96年清查93年12月以前遷往國外未入境者，致遷往外國者劇增。

- 48 -

TABLE 9. MIGRATION REGISTRATION OF RESIDENT POPULATION  
- BY MONTH

| 單位：Persons                       |   | 1. BOTH SEX          |                |  |  |                        |              |  |
|----------------------------------|---|----------------------|----------------|--|--|------------------------|--------------|--|
| 年(月)別<br>Year (Month)            | 遷入 Immigrants / In-migrants             |                      |                |  |  |                        |              |  |
|                                  | 自他省(市)<br>From Other Provinces (Cities) |                      |                | 自本省<br>他縣市<br>Other C.<br>& City<br>of Prov. | 自本縣<br>市他鄉<br>鎮市區<br>Other Township,<br>City & Dist. | 初設<br>戶籍<br>First Reg. | 其他<br>Others |  |
|                                  | 臺灣省<br>Taiwan Prov.                     | 福建省<br>Fuchien Prov. | 其他省市<br>Others |  |  |                        |              |  |
| 九十三年 2004                        | 128,550                                 | 2,492                | 12             | 375,833                                      | 564,451  | 14,715                 | 173          |  |
| 九十四年 2005                        | 136,073                                 | 2,797                | 9              | 404,250                                      | 602,323  | 18,816                 | 88,468       |  |
| 九十五年 2006                        | 146,895                                 | 3,579                | 7              | 424,317                                      | 610,344  | 23,960                 | 144          |  |
| 九十六年 2007                        | 118,332                                 | 2,702                | 5              | 343,994                                      | 494,925  | 25,565                 | 96           |  |
| 九十七年 2008                        | 117,972                                 | 3,759                | 10             | 362,153                                      | 503,614  | 24,531                 | 100          |  |
| 九十八年 2009                        | 114,961                                 | 2,777                | 5              | 348,100                                      | 500,500  | 47,847                 | 120          |  |
| 九十九年 2010                        | 133,262                                 | 3,671                | 9              | 390,506                                      | 482,437  | 31,451                 | 277          |  |
| 一〇〇年 2011                        | 136,275                                 | 3,315                | 9              | 81,903                                       | 548,239  | 25,504                 | 112          |  |
| 一〇一年 2012                        | 129,066                                 | 3,174                | 9              | 81,879                                       | 550,253  | 23,500                 | 123          |  |
| 四月 Apr.                          | 10,674                                  | 299                  | 1              | 6,858  | 44,659   | 1,424                  | 10           |  |
| 五月 May                           | 11,984                                  | 342                  | 1              | 7,497  | 51,374   | 2,529                  | 7            |  |
| 六月 June                          | 10,100                                  | 260                  | 1              | 6,663  | 44,253   | 1,829                  | 3            |  |
| 七月 July                          | 12,558                                  | 247                  | 4              | 8,188  | 51,990   | 2,616                  | 11           |  |
| 八月 Aug.                          | 13,550                                  | 308                  | 1              | 8,678  | 56,506   | 2,588                  | 18           |  |
| 九月 Sept.                         | 10,293                                  | 260                  | —              | 6,387  | 48,752   | 1,469                  | 14           |  |
| 十月 Oct.                          | 9,328                                   | 210                  | —              | 6,321  | 41,526   | 1,795                  | 7            |  |
| 十一月 Nov.                         | 8,873                                   | 170                  | —              | 5,558  | 39,109   | 1,992                  | 17           |  |
| 十二月 Dec.                         | 8,947                                   | 179                  | —              | 5,483  | 38,203   | 1,734                  | 6            |  |
| <b>一〇二年 2013</b>                 | <b>38,570</b>                           | <b>1,155</b>         | <b>2</b>       | <b>25,630</b>                                | <b>167,814</b>                                       | <b>7,196</b>           | <b>53</b>    |  |
| 一月 Jan.                          | 10,016                                  | 244                  | 1              | 6,543  | 43,093   | 2,258                  | 12           |  |
| 二月 Feb.                          | 7,747                                   | 258                  | —              | 5,429  | 32,093   | 1,469                  | 10           |  |
| 三月 Mar.                          | 10,547                                  | 321                  | —              | 7,027  | 48,189   | 2,124                  | 9            |  |
| 四月 Apr.                          | 10,260                                  | 332                  | 1              | 6,631  | 44,439   | 1,345                  | 22           |  |
| 較上月增減(%)<br>VS. with Last Month  | -2.72                                   | 3.43                 | —              | -5.64  | -7.78  | -36.68                 | 144.44       |  |
| 較上年同月增減(%)<br>VS. with Last Year | -3.88                                   | 11.04                | 0.00           | -3.31  | -0.49  | -5.55                  | 120.00       |  |

Source: Dept. of Household Registration Affairs, MOI.

Note: 1. The figure of Others includes the data of Adjustment for Li and Lin of Taichung County in 2005.

2. A thorough check in 2007 on those who emigrated to foreign countries before Dec. 2004 and haven't entered R.O.C. over 2 years resulted in a mass increase of emigrants to foreign countries.

- 49 -

表9. 現住人口遷入遷出登記—按月別分(續)

單位：人

1. 男女合計

| 年(月)別<br>Year (Month)            | 遷出<br>Emigrants / Out-migrants |                             |                                       |                    |                      |                    |                       |
|----------------------------------|--------------------------------|-----------------------------|---------------------------------------|--------------------|----------------------|--------------------|-----------------------|
|                                  | 合計<br>Total                    | 往外國<br>To Foreign Countries | 往他省(市)<br>To Other Provinces (Cities) |                    |                      |                    |                       |
|                                  |                                |                             | 新北市<br>New Taipei City                | 臺北市<br>Taipei City | 臺中市<br>Taichung City | 臺南市<br>Tainan City | 高雄市<br>Kaohsiung City |
| 九十三年 2004                        | 1,261,692                      | 47,185                      | —                                     | 80,638             | —                    | —                  | 48,296                |
| 九十四年 2005                        | 1,427,213                      | 37,140                      | —                                     | 84,146             | —                    | —                  | 50,088                |
| 九十五年 2006                        | 1,376,816                      | 42,247                      | —                                     | 92,912             | —                    | —                  | 52,610                |
| 九十六年 2007                        | 1,154,510                      | 63,150                      | —                                     | 72,959             | —                    | —                  | 44,519                |
| 九十七年 2008                        | 1,172,845                      | 50,529                      | —                                     | 73,596             | —                    | —                  | 44,725                |
| 九十八年 2009                        | 1,163,548                      | 62,579                      | —                                     | 69,540             | —                    | —                  | 40,391                |
| 九十九年 2010                        | 1,192,662                      | 55,213                      | —                                     | 92,366             | —                    | —                  | 40,480                |
| 一〇〇年 2011                        | 1,109,372                      | 51,523                      | 107,694                               | 95,764             | 44,501               | 26,772             | 36,031                |
| 一〇一年 2012                        | 1,102,326                      | 50,250                      | 104,204                               | 85,701             | 44,792               | 24,619             | 35,611                |
| 四月 Apr.                          | 90,180                         | 3,753                       | 8,282                                 | 7,202              | 3,810                | 2,141              | 2,970                 |
| 五月 May                           | 101,825                        | 4,025                       | 10,370                                | 8,663              | 4,195                | 2,018              | 2,917                 |
| 六月 June                          | 88,294                         | 3,801                       | 8,654                                 | 7,083              | 3,611                | 1,841              | 2,746                 |
| 七月 July                          | 104,825                        | 3,691                       | 10,243                                | 7,751              | 4,459                | 2,401              | 3,656                 |
| 八月 Aug.                          | 113,572                        | 4,604                       | 10,998                                | 8,252              | 4,729                | 2,617              | 3,866                 |
| 九月 Sept.                         | 95,446                         | 5,331                       | 9,037                                 | 7,128              | 3,305                | 1,758              | 3,107                 |
| 十月 Oct.                          | 83,382                         | 4,532                       | 7,506                                 | 6,162              | 3,219                | 1,851              | 2,512                 |
| 十一月 Nov.                         | 77,218                         | 3,777                       | 6,923                                 | 5,946              | 3,052                | 1,679              | 2,413                 |
| 十二月 Dec.                         | 76,803                         | 3,697                       | 7,098                                 | 5,905              | 3,139                | 1,722              | 2,434                 |
| <b>一〇二年 2013</b>                 | <b>334,589</b>                 | <b>15,871</b>               | <b>29,128</b>                         | <b>24,261</b>      | <b>14,094</b>        | <b>8,091</b>       | <b>11,021</b>         |
| 一月 Jan.                          | 85,705                         | 3,672                       | 7,578                                 | 6,141              | 3,849                | 2,079              | 2,795                 |
| 二月 Feb.                          | 65,840                         | 3,543                       | 5,576                                 | 4,655              | 2,797                | 1,611              | 2,358                 |
| 三月 Mar.                          | 94,293                         | 4,430                       | 8,115                                 | 7,010              | 3,787                | 2,231              | 2,954                 |
| 四月 Apr.                          | 88,751                         | 4,226                       | 7,859                                 | 6,455              | 3,661                | 2,170              | 2,914                 |
| 較上月增減(%)<br>VS. with Last Month  | -5.88                          | -4.60                       | -3.15                                 | -7.92              | -3.33                | -2.73              | -1.35                 |
| 較上年同月增減(%)<br>VS. with Last Year | -1.58                          | 12.60                       | -5.11                                 | -10.37             | -3.91                | 1.35               | -1.89                 |

TABLE 9. MIGRATION REGISTRATION OF RESIDENT POPULATION  
- BY MONTH(CONT.)

1. BOTH SEX

Unit: Persons

| 遷出<br>Emigrants / Out-migrants        |                         |                |                                |                                      |                   |           | 住址變更<br>Change Residence |                  |
|---------------------------------------|-------------------------|----------------|--------------------------------|--------------------------------------|-------------------|-----------|--------------------------|------------------|
| 往他省(市)<br>To Other Provinces (Cities) |                         |                | 往本省<br>他縣市                     | 往本縣<br>市他鄉<br>鎮市區                    | 廢止戶籍              | 其他        | 遷入                       | 遷出               |
| 臺灣省<br>Taiwan<br>Prov.                | 福建省<br>Fuchien<br>Prov. | 其他省市<br>Others | Other C.<br>& City<br>of Prov. | Other Town-<br>ship, City<br>& Dist. | Cancelled<br>Reg. | Others    | In-<br>migrants          | Out-<br>migrants |
| 138,663                               | 6,064                   | 1              | 375,796                        | 564,397                              | 1                 | 651       | 693,146                  | 693,146          |
| 151,062                               | 9,123                   | —              | 404,206                        | 602,305                              | 6                 | 89,137    | 719,466                  | 719,466          |
| 145,084                               | 8,689                   | —              | 424,305                        | 610,329                              | 13                | 627       | 760,193                  | 760,193          |
| 126,833                               | 7,267                   | —              | 343,972                        | 494,915                              | 2                 | 893       | 616,601                  | 616,601          |
| 131,379                               | 5,946                   | —              | 362,154                        | 503,606                              | 409               | 501       | 637,589                  | 637,589          |
| 130,221                               | 11,330                  | —              | 348,078                        | 500,496                              | 567               | 346       | 633,243                  | 633,243          |
| 124,225                               | 6,501                   | —              | 390,490                        | 482,436                              | 457               | 494       | 619,823                  | 619,823          |
| 107,000                               | 9,208                   | —              | 81,896                         | 548,228                              | 491               | 264       | 579,747                  | 579,747          |
| 111,720                               | 12,492                  | 1              | 81,878                         | 550,246                              | 560               | 252       | 574,466                  | 574,466          |
| 9,432                                 | 1,036                   | —              | 6,857                          | 44,655                               | 29                | 13        | 46,781                   | 46,781           |
| 9,974                                 | 741                     | 1              | 7,497                          | 51,374                               | 33                | 17        | 55,060                   | 55,060           |
| 8,851                                 | 742                     | —              | 6,662                          | 44,253                               | 33                | 17        | 46,763                   | 46,763           |
| 11,026                                | 1,339                   | —              | 8,189                          | 51,990                               | 48                | 32        | 53,507                   | 53,507           |
| 12,083                                | 1,140                   | —              | 8,678                          | 56,506                               | 61                | 38        | 58,415                   | 58,415           |
| 9,107                                 | 1,438                   | —              | 6,387                          | 48,751                               | 70                | 27        | 51,354                   | 51,354           |
| 8,550                                 | 1,138                   | —              | 6,322                          | 41,526                               | 44                | 20        | 44,302                   | 44,302           |
| 7,809                                 | 855                     | —              | 5,558                          | 39,109                               | 67                | 30        | 41,535                   | 41,535           |
| 8,198                                 | 873                     | —              | 5,482                          | 38,202                               | 40                | 13        | 40,955                   | 40,955           |
| <b>34,932</b>                         | <b>3,629</b>            | <b>—</b>       | <b>25,621</b>                  | <b>167,755</b>                       | <b>93</b>         | <b>93</b> | <b>174,490</b>           | <b>174,490</b>   |
| 9,019                                 | 888                     | —              | 6,543                          | 43,093                               | 25                | 23        | 43,770                   | 43,770           |
| 7,040                                 | 698                     | —              | 5,429                          | 32,091                               | 28                | 14        | 34,036                   | 34,036           |
| 9,526                                 | 998                     | —              | 7,025                          | 48,171                               | 20                | 26        | 50,864                   | 50,864           |
| 9,347                                 | 1,045                   | —              | 6,624                          | 44,400                               | 20                | 30        | 45,820                   | 45,820           |
| -1.35                                 | 4.71                    | —              | -5.71                          | -7.83                                | 0.00              | 15.38     | -9.92                    | -9.92            |
| -1.89                                 | 0.87                    | —              | -3.40                          | -0.57                                | -31.03            | 130.77    | -2.05                    | -2.05            |

表9. 現住人口遷入遷出登記—按月別分(續)

| 單位：人                             |                             | 2. 男性                         |   |                    |                      |                    |                       |
|----------------------------------|-----------------------------|-------------------------------|---|--------------------|----------------------|--------------------|-----------------------|
| 年(月)別<br>Year (Month)            | 遷入 Immigrants / In-migrants |                               |   |                    |                      |                    |                       |
|                                  | 合計<br>Total                 | 自外國<br>From Foreign Countries | 自他省(市)<br>From Other Provinces (Cities) |                    |                      |                    |                       |
|                                  |                             |                               | 新北市<br>New Taipei City                  | 臺北市<br>Taipei City | 臺中市<br>Taichung City | 臺南市<br>Tainan City | 高雄市<br>Kaohsiung City |
| 九十三年 2004                        | 578,462                     | 16,577                        | —                                       | 44,379             | —                    | —                  | 23,239                |
| 九十四年 2005                        | 659,375                     | 15,555                        | —                                       | 47,282             | —                    | —                  | 26,740                |
| 九十五年 2006                        | 634,734                     | 24,957                        | —                                       | 44,584             | —                    | —                  | 25,245                |
| 九十六年 2007                        | 526,719                     | 25,699                        | —                                       | 41,579             | —                    | —                  | 20,197                |
| 九十七年 2008                        | 532,441                     | 22,751                        | —                                       | 42,006             | —                    | —                  | 20,220                |
| 九十八年 2009                        | 532,654                     | 23,069                        | —                                       | 42,886             | —                    | —                  | 19,933                |
| 九十九年 2010                        | 542,584                     | 21,000                        | —                                       | 40,272             | —                    | —                  | 19,283                |
| 一〇〇年 2011                        | 503,564                     | 21,159                        | 50,684                                  | 35,741             | 17,174               | 11,091             | 17,952                |
| 一〇一年 2012                        | 504,612                     | 19,984                        | 50,087                                  | 36,655             | 17,657               | 11,140             | 18,131                |
| 四月 Apr.                          | 41,871                      | 1,629                         | 4,294                                   | 2,936              | 1,513                | 928                | 1,522                 |
| 五月 May                           | 46,891                      | 1,598                         | 4,798                                   | 3,557              | 1,583                | 971                | 1,506                 |
| 六月 June                          | 40,632                      | 1,597                         | 4,073                                   | 3,132              | 1,409                | 798                | 1,404                 |
| 七月 July                          | 48,981                      | 2,062                         | 4,665                                   | 3,711              | 1,738                | 1,109              | 1,838                 |
| 八月 Aug.                          | 52,777                      | 1,600                         | 5,142                                   | 3,901              | 1,891                | 1,202              | 1,904                 |
| 九月 Sept.                         | 43,109                      | 1,264                         | 4,065                                   | 3,441              | 1,460                | 932                | 1,492                 |
| 十月 Oct.                          | 37,599                      | 1,552                         | 3,788                                   | 2,632              | 1,401                | 811                | 1,346                 |
| 十一月 Nov.                         | 34,556                      | 1,545                         | 3,457                                   | 2,379              | 1,150                | 785                | 1,182                 |
| 十二月 Dec.                         | 34,548                      | 1,611                         | 3,443                                   | 2,520              | 1,276                | 772                | 1,282                 |
| <b>一〇二年 2013</b>                 | <b>152,902</b>              | <b>5,995</b>                  | <b>15,042</b>                           | <b>10,469</b>      | <b>5,363</b>         | <b>3,453</b>       | <b>5,589</b>          |
| 一月 Jan.                          | 38,648                      | 1,515                         | 3,725                                   | 2,684              | 1,356                | 918                | 1,469                 |
| 二月 Feb.                          | 30,406                      | 1,337                         | 2,968                                   | 1,988              | 1,125                | 712                | 1,100                 |
| 三月 Mar.                          | 42,992                      | 1,538                         | 4,253                                   | 2,927              | 1,450                | 919                | 1,576                 |
| 四月 Apr.                          | 40,856                      | 1,605                         | 4,096                                   | 2,870              | 1,432                | 904                | 1,444                 |
| 較上月增減(%)<br>VS. with Last Month  | -4.97                       | 4.36                          | -3.69                                   | -1.95              | -1.24                | -1.63              | -8.38                 |
| 較上年同月增減(%)<br>VS. with Last Year | -2.42                       | -1.47                         | -4.61                                   | -2.25              | -5.35                | -2.59              | -5.12                 |

TABLE 9. MIGRATION REGISTRATION OF RESIDENT POPULATION - BY MONTH(CONT.)

| 2. MALE                                 |                      |                |  |  |                        |              | Unit : Persons |
|---|----------------------|----------------|--|--|------------------------|--------------|----------------|
| 遷入 Immigrants / In-migrants             |                      |                |  |  |                        |              |                |
| 自他省(市)<br>From Other Provinces (Cities) |                      |                | 自本省<br>他縣市<br>Other C.<br>& City<br>of Prov. | 自本縣<br>市他鄉<br>鎮市區<br>Other Township,<br>City & Dist. | 初設<br>戶籍<br>First Reg. | 其他<br>Others |                |
| 臺灣省<br>Taiwan Prov.                     | 福建省<br>Fuchien Prov. | 其他省市<br>Others |  |  |                        |              |                |
| 59,172                                  | 1,356                | 7              | 172,709                                      | 257,726  | 3,206                  | 91           |                |
| 62,324                                  | 1,594                | 7              | 184,602                                      | 273,347  | 3,411                  | 44,513       |                |
| 66,793                                  | 2,004                | 4              | 192,389                                      | 275,518  | 3,158                  | 82           |                |
| 54,142                                  | 1,592                | 3              | 155,569                                      | 224,066  | 3,817                  | 55           |                |
| 52,655                                  | 2,334                | 7              | 162,236                                      | 226,042  | 4,139                  | 51           |                |
| 52,534                                  | 1,778                | 3              | 159,747                                      | 227,445  | 5,191                  | 68           |                |
| 60,355                                  | 2,169                | 5              | 177,562                                      | 216,819  | 4,971                  | 148          |                |
| 60,995                                  | 1,926                | 4              | 36,522                                       | 245,065  | 5,202                  | 49           |                |
| 58,624                                  | 1,821                | 3              | 36,947                                       | 248,056  | 5,451                  | 56           |                |
| 4,882                                   | 170                  | 1              | 3,156  | 20,423   | 412                    | 5            |                |
| 5,443                                   | 202                  | —              | 3,473  | 23,280   | 477                    | 3            |                |
| 4,633                                   | 155                  | 1              | 2,988  | 19,969   | 472                    | 1            |                |
| 5,738                                   | 138                  | 1              | 3,681  | 23,652   | 643                    | 5            |                |
| 6,392                                   | 164                  | —              | 4,010  | 25,970   | 597                    | 4            |                |
| 4,765                                   | 149                  | —              | 3,009  | 22,145   | 382                    | 5            |                |
| 4,219                                   | 127                  | —              | 2,848  | 18,458   | 415                    | 2            |                |
| 3,901                                   | 99                   | —              | 2,405  | 17,286   | 357                    | 10           |                |
| 3,851                                   | 101                  | —              | 2,424  | 16,863   | 400                    | 5            |                |
| <b>17,443</b>                           | <b>668</b>           | <b>2</b>       | <b>11,509</b>                                | <b>75,654</b>  | <b>1,683</b>           | <b>32</b>    |                |
| 4,477                                   | 144                  | 1              | 2,825  | 19,052   | 474                    | 8            |                |
| 3,549                                   | 144                  | —              | 2,456  | 14,646   | 375                    | 6            |                |
| 4,748                                   | 184                  | —              | 3,224  | 21,721   | 447                    | 5            |                |
| 4,669                                   | 196                  | 1              | 3,004  | 20,235   | 387                    | 13           |                |
| -1.66                                   | 6.52                 | —              | -6.82  | -6.84  | -13.42                 | 160.00       |                |
| -4.36                                   | 15.29                | 0.00           | -4.82  | -0.92  | -6.07                  | 160.00       |                |

表9. 現住人口遷入遷出登記—按月別分(續)

| 單位：人                             |                             | 2. 男性                       |                                       |                    |                      |                    |                       |  |
|----------------------------------|-----------------------------|-----------------------------|---------------------------------------|--------------------|----------------------|--------------------|-----------------------|--|
| 年(月)別<br>Year (Month)            | 遷出 Emigrants / Out-migrants |                             |                                       |                    |                      |                    |                       |  |
|                                  | 合計<br>Total                 | 往外國<br>To Foreign Countries | 往他省(市)<br>To Other Provinces (Cities) |                    |                      |                    |                       |  |
|                                  |                             |                             | 新北市<br>New Taipei City                | 臺北市<br>Taipei City | 臺中市<br>Taichung City | 臺南市<br>Tainan City | 高雄市<br>Kaohsiung City |  |
| 九十三年 2004                        | 581,882                     | 23,083                      | —                                     | 36,338             | —                    | —                  | 22,467                |  |
| 九十四年 2005                        | 659,120                     | 18,406                      | —                                     | 37,979             | —                    | —                  | 22,850                |  |
| 九十五年 2006                        | 627,603                     | 20,862                      | —                                     | 41,517             | —                    | —                  | 23,972                |  |
| 九十六年 2007                        | 529,528                     | 31,956                      | —                                     | 32,824             | —                    | —                  | 20,268                |  |
| 九十七年 2008                        | 530,253                     | 24,292                      | —                                     | 32,512             | —                    | —                  | 20,057                |  |
| 九十八年 2009                        | 533,675                     | 28,948                      | —                                     | 31,641             | —                    | —                  | 18,457                |  |
| 九十九年 2010                        | 542,154                     | 25,226                      | —                                     | 41,792             | —                    | —                  | 18,195                |  |
| 一〇〇年 2011                        | 501,248                     | 23,795                      | 48,630                                | 44,661             | 19,473               | 11,896             | 16,100                |  |
| 一〇一年 2012                        | 502,197                     | 22,745                      | 47,467                                | 39,451             | 20,098               | 11,148             | 16,200                |  |
| 四月 Apr.                          | 41,521                      | 1,681                       | 3,845                                 | 3,222              | 1,724                | 974                | 1,379                 |  |
| 五月 May                           | 46,667                      | 1,841                       | 4,754                                 | 3,988              | 1,871                | 914                | 1,363                 |  |
| 六月 June                          | 40,248                      | 1,673                       | 4,014                                 | 3,227              | 1,633                | 845                | 1,239                 |  |
| 七月 July                          | 48,007                      | 1,697                       | 4,649                                 | 3,577              | 2,008                | 1,118              | 1,689                 |  |
| 八月 Aug.                          | 52,699                      | 2,072                       | 5,130                                 | 3,853              | 2,215                | 1,222              | 1,862                 |  |
| 九月 Sept.                         | 43,933                      | 2,421                       | 4,107                                 | 3,272              | 1,540                | 801                | 1,409                 |  |
| 十月 Oct.                          | 37,735                      | 2,074                       | 3,412                                 | 2,865              | 1,418                | 812                | 1,102                 |  |
| 十一月 Nov.                         | 34,411                      | 1,717                       | 3,078                                 | 2,706              | 1,317                | 752                | 1,048                 |  |
| 十二月 Dec.                         | 34,152                      | 1,604                       | 3,140                                 | 2,672              | 1,343                | 734                | 1,037                 |  |
| <b>一〇二年 2013</b>                 | <b>152,243</b>              | <b>7,110</b>                | <b>13,144</b>                         | <b>11,303</b>      | <b>6,252</b>         | <b>3,682</b>       | <b>4,986</b>          |  |
| 一月 Jan.                          | 38,327                      | 1,665                       | 3,362                                 | 2,876              | 1,645                | 929                | 1,238                 |  |
| 二月 Feb.                          | 30,253                      | 1,549                       | 2,527                                 | 2,209              | 1,270                | 758                | 1,093                 |  |
| 三月 Mar.                          | 42,946                      | 1,973                       | 3,638                                 | 3,260              | 1,694                | 988                | 1,344                 |  |
| 四月 Apr.                          | 40,717                      | 1,923                       | 3,617                                 | 2,958              | 1,643                | 1,007              | 1,311                 |  |
| 較上月增減(%)<br>VS. with Last Month  | -5.19                       | -2.53                       | -0.58                                 | -9.26              | -3.01                | 1.92               | -2.46                 |  |
| 較上年同月增減(%)<br>VS. with Last Year | -1.94                       | 14.40                       | -5.93                                 | -8.19              | -4.70                | 3.39               | -4.93                 |  |

TABLE 9. MIGRATION REGISTRATION OF RESIDENT POPULATION - BY MONTH(CONT.)

| 單位：Persons                       |                                       | 2. MALE              |                |   |  |                        |              |                          |                    |
|----------------------------------|---------------------------------------|----------------------|----------------|---|--|------------------------|--------------|--------------------------|--------------------|
| 年(月)別<br>Year (Month)            | 遷出 Emigrants / Out-migrants           |                      |                |   |  |                        |              | 住址變更<br>Change Residence |                    |
|                                  | 往他省(市)<br>To Other Provinces (Cities) |                      |                | 往本縣<br>市他縣市<br>Other C. & City of Prov. | 往本縣<br>市他鄉<br>鎮市區<br>Other Town-<br>ship, City & Dist. | 廢止戶籍<br>Cancelled Reg. | 其他<br>Others | 遷入<br>In-migrants        | 遷出<br>Out-migrants |
|                                  | 臺灣省<br>Taiwan Prov.                   | 福建省<br>Fuchien Prov. | 其他省市<br>Others |   |  |                        |              |                          |                    |
| 九十三年 2004                        | 65,829                                | 3,496                | —              | 172,686                                 | 257,700  | —                      | 283          | 329,083                  | 329,083            |
| 九十四年 2005                        | 71,917                                | 5,173                | —              | 184,567                                 | 273,331  | 3                      | 44,894       | 341,569                  | 341,569            |
| 九十五年 2006                        | 68,158                                | 4,979                | —              | 192,364                                 | 275,506  | 2                      | 243          | 358,592                  | 358,592            |
| 九十六年 2007                        | 60,179                                | 4,235                | —              | 155,550                                 | 224,057  | —                      | 459          | 290,667                  | 290,667            |
| 九十七年 2008                        | 61,494                                | 3,126                | —              | 162,236                                 | 226,036  | 209                    | 291          | 299,194                  | 299,194            |
| 九十八年 2009                        | 61,551                                | 5,464                | —              | 159,725                                 | 227,442  | 260                    | 187          | 299,205                  | 299,205            |
| 九十九年 2010                        | 58,810                                | 3,272                | —              | 177,549                                 | 216,815  | 192                    | 303          | 291,450                  | 291,450            |
| 一〇〇年 2011                        | 50,336                                | 4,451                | —              | 36,518                                  | 245,058  | 161                    | 169          | 271,178                  | 271,178            |
| 一〇一年 2012                        | 53,302                                | 6,440                | 1              | 36,946                                  | 248,051  | 193                    | 155          | 269,662                  | 269,662            |
| 四月 Apr.                          | 4,574                                 | 527                  | —              | 3,155                                   | 20,422   | 9                      | 9            | 21,928                   | 21,928             |
| 五月 May                           | 4,786                                 | 384                  | 1              | 3,473                                   | 23,279   | 4                      | 9            | 25,827                   | 25,827             |
| 六月 June                          | 4,263                                 | 381                  | —              | 2,988                                   | 19,969   | 8                      | 8            | 22,098                   | 22,098             |
| 七月 July                          | 5,232                                 | 663                  | —              | 3,681                                   | 23,653   | 16                     | 24           | 25,209                   | 25,209             |
| 八月 Aug.                          | 5,755                                 | 557                  | —              | 4,010                                   | 25,970   | 21                     | 32           | 27,424                   | 27,424             |
| 九月 Sept.                         | 4,435                                 | 742                  | —              | 3,009                                   | 22,145   | 36                     | 16           | 23,992                   | 23,992             |
| 十月 Oct.                          | 4,094                                 | 619                  | —              | 2,849                                   | 18,458   | 21                     | 11           | 20,656                   | 20,656             |
| 十一月 Nov.                         | 3,600                                 | 452                  | —              | 2,405                                   | 17,286   | 32                     | 18           | 19,426                   | 19,426             |
| 十二月 Dec.                         | 3,826                                 | 491                  | —              | 2,423                                   | 16,862   | 17                     | 3            | 19,263                   | 19,263             |
| <b>一〇二年 2013</b>                 | <b>16,653</b>                         | <b>1,925</b>         | <b>—</b>       | <b>11,501</b>                           | <b>75,608</b>  | <b>41</b>              | <b>38</b>    | <b>82,156</b>            | <b>82,156</b>      |
| 一月 Jan.                          | 4,229                                 | 489                  | —              | 2,825                                   | 19,052   | 10                     | 7            | 20,426                   | 20,426             |
| 二月 Feb.                          | 3,358                                 | 371                  | —              | 2,456                                   | 14,646   | 10                     | 6            | 16,293                   | 16,293             |
| 三月 Mar.                          | 4,606                                 | 497                  | —              | 3,222                                   | 21,705   | 10                     | 9            | 23,835                   | 23,835             |
| 四月 Apr.                          | 4,460                                 | 568                  | —              | 2,998                                   | 20,205   | 11                     | 16           | 21,602                   | 21,602             |
| 較上月增減(%)<br>VS. with Last Month  | -2.46                                 | 14.29                | —              | -6.95                                   | -6.91  | 10.00                  | 77.78        | -9.37                    | -9.37              |
| 較上年同月增減(%)<br>VS. with Last Year | -4.93                                 | 7.78                 | —              | -4.98                                   | -1.06  | 22.22                  | 77.78        | -1.49                    | -1.49              |

表9. 現住人口遷入遷出登記—按月別分(續)

| 單位：人                             |                             | 3. 女性                         |   |                    |                      |                    |                       |  |
|----------------------------------|-----------------------------|-------------------------------|---|--------------------|----------------------|--------------------|-----------------------|--|
| 年(月)別<br>Year (Month)            | 遷入 Immigrants / In-migrants |                               |   |                    |                      |                    |                       |  |
|                                  | 合計<br>Total                 | 自外國<br>From Foreign Countries | 自他省(市)<br>From Other Provinces (Cities) |                    |                      |                    |                       |  |
|                                  |                             |                               | 新北市<br>New Taipei City                  | 臺北市<br>Taipei City | 臺中市<br>Taichung City | 臺南市<br>Tainan City | 高雄市<br>Kaohsiung City |  |
| 九十三年 2004                        | 686,475                     | 19,484                        | —                                       | 49,154             | —                    | —                  | 25,878                |  |
| 九十四年 2005                        | 782,643                     | 18,149                        | —                                       | 51,914             | —                    | —                  | 29,642                |  |
| 九十五年 2006                        | 779,606                     | 31,322                        | —                                       | 50,453             | —                    | —                  | 28,533                |  |
| 九十六年 2007                        | 646,321                     | 31,164                        | —                                       | 46,302             | —                    | —                  | 22,480                |  |
| 九十七年 2008                        | 663,966                     | 27,559                        | —                                       | 48,234             | —                    | —                  | 23,498                |  |
| 九十八年 2009                        | 665,907                     | 27,417                        | —                                       | 48,709             | —                    | —                  | 22,237                |  |
| 九十九年 2010                        | 671,315                     | 24,623                        | —                                       | 45,301             | —                    | —                  | 21,807                |  |
| 一〇〇年 2011                        | 624,885                     | 24,535                        | 56,630                                  | 40,869             | 22,023               | 13,786             | 21,448                |  |
| 一〇一年 2012                        | 613,394                     | 23,109                        | 55,706                                  | 41,482             | 21,602               | 13,531             | 20,918                |  |
| 四月 Apr.                          | 49,573                      | 1,990                         | 4,852                                   | 3,350              | 1,763                | 1,093              | 1,649                 |  |
| 五月 May                           | 56,886                      | 1,893                         | 5,344                                   | 4,015              | 1,808                | 1,164              | 1,806                 |  |
| 六月 June                          | 49,254                      | 2,010                         | 4,658                                   | 3,437              | 1,686                | 1,060              | 1,513                 |  |
| 七月 July                          | 59,148                      | 2,382                         | 5,265                                   | 4,187              | 2,154                | 1,314              | 2,090                 |  |
| 八月 Aug.                          | 61,975                      | 1,673                         | 5,695                                   | 4,349              | 2,204                | 1,372              | 2,170                 |  |
| 九月 Sept.                         | 51,017                      | 1,362                         | 4,437                                   | 4,021              | 1,694                | 1,101              | 1,682                 |  |
| 十月 Oct.                          | 46,415                      | 1,872                         | 4,093                                   | 2,979              | 1,755                | 1,007              | 1,591                 |  |
| 十一月 Nov.                         | 44,223                      | 1,882                         | 3,891                                   | 2,706              | 1,573                | 981                | 1,529                 |  |
| 十二月 Dec.                         | 43,697                      | 1,837                         | 3,998                                   | 2,832              | 1,648                | 991                | 1,483                 |  |
| <b>一〇二年 2013</b>                 | <b>185,485</b>              | <b>6,440</b>                  | <b>16,526</b>                           | <b>11,669</b>      | <b>6,632</b>         | <b>4,229</b>       | <b>6,560</b>          |  |
| 一月 Jan.                          | 48,697                      | 1,567                         | 4,177                                   | 3,051              | 1,792                | 1,133              | 1,791                 |  |
| 二月 Feb.                          | 36,116                      | 1,448                         | 3,180                                   | 2,218              | 1,361                | 832                | 1,247                 |  |
| 三月 Mar.                          | 52,232                      | 1,682                         | 4,623                                   | 3,298              | 1,766                | 1,137              | 1,838                 |  |
| 四月 Apr.                          | 48,440                      | 1,743                         | 4,546                                   | 3,102              | 1,713                | 1,127              | 1,684                 |  |
| 較上月增減(%)<br>VS. with Last Month  | -7.26                       | 3.63                          | -1.67                                   | -5.94              | -3.00                | -0.88              | -8.38                 |  |
| 較上年同月增減(%)<br>VS. with Last Year | -2.29                       | -12.41                        | -6.31                                   | -7.40              | -2.84                | 3.11               | 2.12                  |  |

TABLE 9. MIGRATION REGISTRATION OF RESIDENT POPULATION - BY MONTH(CONT.)

| 3. FEMALE                               |                      |                |  |  |                        |              | Unit: Persons |
|---|----------------------|----------------|--|--|------------------------|--------------|---------------|
| 遷入 Immigrants / In-migrants             |                      |                |  |  |                        |              |               |
| 自他省(市)<br>From Other Provinces (Cities) |                      |                | 自本省<br>他縣市<br>Other C.<br>& City<br>of Prov. | 自本縣<br>市他鄉<br>鎮市區<br>Other Township,<br>City & Dist. | 初設<br>戶籍<br>First Reg. | 其他<br>Others |               |
| 臺灣省<br>Taiwan Prov.                     | 福建省<br>Fuchien Prov. | 其他省市<br>Others |  |  |                        |              |               |
| 69,378                                  | 1,136                | 5              | 203,124                                      | 306,725  | 11,509                 | 82           |               |
| 73,749                                  | 1,203                | 2              | 219,648                                      | 328,976  | 15,405                 | 43,955       |               |
| 80,102                                  | 1,575                | 3              | 231,928                                      | 334,826  | 20,802                 | 62           |               |
| 64,190                                  | 1,110                | 2              | 188,425                                      | 270,859  | 21,748                 | 41           |               |
| 65,317                                  | 1,425                | 3              | 199,917                                      | 277,572  | 20,392                 | 49           |               |
| 62,427                                  | 999                  | 2              | 188,353                                      | 273,055  | 42,656                 | 52           |               |
| 72,907                                  | 1,502                | 4              | 212,944                                      | 265,618  | 26,480                 | 129          |               |
| 75,280                                  | 1,389                | 5              | 45,381                                       | 303,174  | 20,302                 | 63           |               |
| 70,442                                  | 1,353                | 6              | 44,932                                       | 302,197  | 18,049                 | 67           |               |
| 5,792                                   | 129                  | —              | 3,702  | 24,236   | 1,012                  | 5            |               |
| 6,541                                   | 140                  | 1              | 4,024  | 28,094   | 2,052                  | 4            |               |
| 5,467                                   | 105                  | —              | 3,675  | 24,284   | 1,357                  | 2            |               |
| 6,820                                   | 109                  | 3              | 4,507  | 28,338   | 1,973                  | 6            |               |
| 7,158                                   | 144                  | 1              | 4,668  | 30,536   | 1,991                  | 14           |               |
| 5,528                                   | 111                  | —              | 3,378  | 26,607   | 1,087                  | 9            |               |
| 5,109                                   | 83                   | —              | 3,473  | 23,068   | 1,380                  | 5            |               |
| 4,972                                   | 71                   | —              | 3,153  | 21,823   | 1,635                  | 7            |               |
| 5,096                                   | 78                   | —              | 3,059  | 21,340   | 1,334                  | 1            |               |
| <b>21,127</b>                           | <b>487</b>           | <b>—</b>       | <b>14,121</b>                                | <b>92,160</b>  | <b>5,513</b>           | <b>21</b>    |               |
| 5,539                                   | 100                  | —              | 3,718  | 24,041   | 1,784                  | 4            |               |
| 4,198                                   | 114                  | —              | 2,973  | 17,447   | 1,094                  | 4            |               |
| 5,799                                   | 137                  | —              | 3,803  | 26,468   | 1,677                  | 4            |               |
| 5,591                                   | 136                  | —              | 3,627  | 24,204   | 958                    | 9            |               |
| -3.59                                   | -0.73                | —              | -4.63  | -8.55  | -42.87                 | 125.00       |               |
| -3.47                                   | 5.43                 | —              | -2.03  | -0.13  | -5.34                  | 80.00        |               |

表9. 現住人口遷入遷出登記—按月別分(續)

| 單位：人                             |                             | 3. 女性                       |                                       |                    |                      |                    |                       |  |
|----------------------------------|-----------------------------|-----------------------------|---------------------------------------|--------------------|----------------------|--------------------|-----------------------|--|
| 年(月)別<br>Year (Month)            | 遷出 Emigrants / Out-migrants |                             |                                       |                    |                      |                    |                       |  |
|                                  | 合計<br>Total                 | 往外國<br>To Foreign Countries | 往他省(市)<br>To Other Provinces (Cities) |                    |                      |                    |                       |  |
|                                  |                             |                             | 新北市<br>New Taipei City                | 臺北市<br>Taipei City | 臺中市<br>Taichung City | 臺南市<br>Tainan City | 高雄市<br>Kaohsiung City |  |
| 九十三年 2004                        | 679,810                     | 24,102                      | —                                     | 44,300             | —                    | —                  | 25,829                |  |
| 九十四年 2005                        | 768,093                     | 18,734                      | —                                     | 46,167             | —                    | —                  | 27,238                |  |
| 九十五年 2006                        | 749,213                     | 21,385                      | —                                     | 51,395             | —                    | —                  | 28,638                |  |
| 九十六年 2007                        | 624,982                     | 31,194                      | —                                     | 40,135             | —                    | —                  | 24,251                |  |
| 九十七年 2008                        | 642,592                     | 26,237                      | —                                     | 41,084             | —                    | —                  | 24,668                |  |
| 九十八年 2009                        | 629,873                     | 33,631                      | —                                     | 37,899             | —                    | —                  | 21,934                |  |
| 九十九年 2010                        | 650,508                     | 29,987                      | —                                     | 50,574             | —                    | —                  | 22,285                |  |
| 一〇〇年 2011                        | 608,124                     | 27,728                      | 59,064                                | 51,103             | 25,028               | 14,876             | 19,931                |  |
| 一〇一年 2012                        | 600,129                     | 27,505                      | 56,737                                | 46,250             | 24,694               | 13,471             | 19,411                |  |
| 四月 Apr.                          | 48,659                      | 2,072                       | 4,437                                 | 3,980              | 2,086                | 1,167              | 1,591                 |  |
| 五月 May                           | 55,158                      | 2,184                       | 5,616                                 | 4,675              | 2,324                | 1,104              | 1,554                 |  |
| 六月 June                          | 48,046                      | 2,128                       | 4,640                                 | 3,856              | 1,978                | 996                | 1,507                 |  |
| 七月 July                          | 56,818                      | 1,994                       | 5,594                                 | 4,174              | 2,451                | 1,283              | 1,967                 |  |
| 八月 Aug.                          | 60,873                      | 2,532                       | 5,868                                 | 4,399              | 2,514                | 1,395              | 2,004                 |  |
| 九月 Sept.                         | 51,513                      | 2,910                       | 4,930                                 | 3,856              | 1,765                | 957                | 1,698                 |  |
| 十月 Oct.                          | 45,647                      | 2,458                       | 4,094                                 | 3,297              | 1,801                | 1,039              | 1,410                 |  |
| 十一月 Nov.                         | 42,807                      | 2,060                       | 3,845                                 | 3,240              | 1,735                | 927                | 1,365                 |  |
| 十二月 Dec.                         | 42,651                      | 2,093                       | 3,958                                 | 3,233              | 1,796                | 988                | 1,397                 |  |
| <b>一〇二年 2013</b>                 | <b>182,346</b>              | <b>8,761</b>                | <b>15,984</b>                         | <b>12,958</b>      | <b>7,842</b>         | <b>4,409</b>       | <b>6,035</b>          |  |
| 一月 Jan.                          | 47,378                      | 2,007                       | 4,216                                 | 3,265              | 2,204                | 1,150              | 1,557                 |  |
| 二月 Feb.                          | 35,587                      | 1,994                       | 3,049                                 | 2,446              | 1,527                | 853                | 1,265                 |  |
| 三月 Mar.                          | 51,347                      | 2,457                       | 4,477                                 | 3,750              | 2,093                | 1,243              | 1,610                 |  |
| 四月 Apr.                          | 48,034                      | 2,303                       | 4,242                                 | 3,497              | 2,018                | 1,163              | 1,603                 |  |
| 較上月增減(%)<br>VS. with Last Month  | -6.45                       | -6.27                       | -5.25                                 | -6.75              | -3.58                | -6.44              | -0.43                 |  |
| 較上年同月增減(%)<br>VS. with Last Year | -1.28                       | 11.15                       | -4.39                                 | -12.14             | -3.26                | -0.34              | 0.75                  |  |

TABLE 9. MIGRATION REGISTRATION OF RESIDENT POPULATION - BY MONTH(CONT.)

| 單位：Persons                       |                                       | 3. FEMALE               |                |  |   |                           |              |                          |                        |
|----------------------------------|---------------------------------------|-------------------------|----------------|--|---|---------------------------|--------------|--------------------------|------------------------|
| 年(月)別<br>Year (Month)            | 遷出 Emigrants / Out-migrants           |                         |                |  |   |                           |              | 住址變更<br>Change Residence |                        |
|                                  | 往他省(市)<br>To Other Provinces (Cities) |                         |                | 往本省<br>他縣市<br>Other C.<br>& City<br>of Prov. | 往本縣<br>市他鄉<br>鎮市區<br>Other Town-<br>ship, City<br>& Dist. | 廢止戶籍<br>Cancelled<br>Reg. | 其他<br>Others | 遷入<br>In-<br>migrants    | 遷出<br>Out-<br>migrants |
|                                  | 臺灣省<br>Taiwan<br>Prov.                | 福建省<br>Fuchien<br>Prov. | 其他省市<br>Others |  |   |                           |              |                          |                        |
| 九十三年 2004                        | 72,834                                | 2,568                   | 1              | 203,110                                      | 306,697   | 1                         | 368          | 364,063                  | 364,063                |
| 九十四年 2005                        | 79,145                                | 3,950                   | —              | 219,639                                      | 328,974   | 3                         | 44,243       | 377,897                  | 377,897                |
| 九十五年 2006                        | 76,926                                | 3,710                   | —              | 231,941                                      | 334,823   | 11                        | 384          | 401,601                  | 401,601                |
| 九十六年 2007                        | 66,654                                | 3,032                   | —              | 188,422                                      | 270,858   | 2                         | 434          | 325,934                  | 325,934                |
| 九十七年 2008                        | 69,885                                | 2,820                   | —              | 199,918                                      | 277,570   | 200                       | 210          | 338,395                  | 338,395                |
| 九十八年 2009                        | 68,670                                | 5,866                   | —              | 188,353                                      | 273,054   | 307                       | 159          | 334,038                  | 334,038                |
| 九十九年 2010                        | 65,415                                | 3,229                   | —              | 212,941                                      | 265,621   | 265                       | 191          | 328,373                  | 328,373                |
| 一〇〇年 2011                        | 56,664                                | 4,757                   | —              | 45,378                                       | 303,170   | 330                       | 95           | 308,569                  | 308,569                |
| 一〇一年 2012                        | 58,418                                | 6,052                   | —              | 44,932                                       | 302,195   | 367                       | 97           | 304,804                  | 304,804                |
| 四月 Apr.                          | 4,858                                 | 509                     | —              | 3,702  | 24,233  | 20                        | 4            | 24,853                   | 24,853                 |
| 五月 May                           | 5,188                                 | 357                     | —              | 4,024  | 28,095  | 29                        | 8            | 29,233                   | 29,233                 |
| 六月 June                          | 4,588                                 | 361                     | —              | 3,674  | 24,284  | 25                        | 9            | 24,665                   | 24,665                 |
| 七月 July                          | 5,794                                 | 676                     | —              | 4,508  | 28,337  | 32                        | 8            | 28,298                   | 28,298                 |
| 八月 Aug.                          | 6,328                                 | 583                     | —              | 4,668  | 30,536  | 40                        | 6            | 30,991                   | 30,991                 |
| 九月 Sept.                         | 4,672                                 | 696                     | —              | 3,378  | 26,606  | 34                        | 11           | 27,362                   | 27,362                 |
| 十月 Oct.                          | 4,456                                 | 519                     | —              | 3,473  | 23,068  | 23                        | 9            | 23,646                   | 23,646                 |
| 十一月 Nov.                         | 4,209                                 | 403                     | —              | 3,153  | 21,823  | 35                        | 12           | 22,109                   | 22,109                 |
| 十二月 Dec.                         | 4,372                                 | 382                     | —              | 3,059  | 21,340  | 23                        | 10           | 21,692                   | 21,692                 |
| <b>一〇二年 2013</b>                 | <b>18,279</b>                         | <b>1,704</b>            | <b>—</b>       | <b>14,120</b>                                | <b>92,147</b>   | <b>52</b>                 | <b>55</b>    | <b>92,334</b>            | <b>92,334</b>          |
| 一月 Jan.                          | 4,790                                 | 399                     | —              | 3,718  | 24,041  | 15                        | 16           | 23,344                   | 23,344                 |
| 二月 Feb.                          | 3,682                                 | 327                     | —              | 2,973  | 17,445  | 18                        | 8            | 17,743                   | 17,743                 |
| 三月 Mar.                          | 4,920                                 | 501                     | —              | 3,803  | 26,466  | 10                        | 17           | 27,029                   | 27,029                 |
| 四月 Apr.                          | 4,887                                 | 477                     | —              | 3,626  | 24,195  | 9                         | 14           | 24,218                   | 24,218                 |
| 較上月增減(%)<br>VS. with Last Month  | -0.43                                 | -4.79                   | —              | -4.65  | -8.58   | -10.00                    | -17.65       | -10.40                   | -10.40                 |
| 較上年同月增減(%)<br>VS. with Last Year | 0.75                                  | -6.29                   | —              | -2.05  | -0.16   | -55.00                    | 250.00       | -2.56                    | -2.56                  |

表10. 現住人口遷入遷出登記—按區域別分

單位：人

1. 男女合計

| 區域別<br>Locality       | 遷入<br>Immigrants / In-migrants |                               |   |                    |                      |                    |                       |
|-----------------------|--------------------------------|-------------------------------|---|--------------------|----------------------|--------------------|-----------------------|
|                       | 合計<br>Total                    | 自外國<br>From Foreign Countries | 自他省(市)<br>From Other Provinces (Cities) |                    |                      |                    |                       |
|                       |                                |                               | 新北市<br>New Taipei City                  | 臺北市<br>Taipei City | 臺中市<br>Taichung City | 臺南市<br>Tainan City | 高雄市<br>Kaohsiung City |
| 一〇二年四月<br>Apr., 2013  | 89,296                         | 3,348                         | 8,642                                   | 5,972              | 3,145                | 2,031              | 3,128                 |
| 新 北 市 New Taipei City | 15,142                         | 749                           | —                                       | 3,626              | 374                  | 236                | 342                   |
| 臺 北 市 Taipei City     | 12,220                         | 1,149                         | 3,848                                   | —                  | 352                  | 168                | 274                   |
| 臺 中 市 Taichung City   | 10,862                         | 294                           | 382                                     | 298                | —                    | 232                | 257                   |
| 臺 南 市 Tainan City     | 7,364                          | 127                           | 229                                     | 151                | 176                  | —                  | 699                   |
| 高 雄 市 Kaohsiung City  | 11,248                         | 298                           | 299                                     | 216                | 226                  | 602                | —                     |
| 臺 灣 省 Taiwan Prov.    | 31,161                         | 728                           | 3,536                                   | 1,602              | 1,914                | 740                | 1,450                 |
| 宜蘭縣 Yilan C.          | 1,784                          | 45                            | 212                                     | 156                | 37                   | 15                 | 27                    |
| 桃園縣 Taoyuan C.        | 8,357                          | 238                           | 1,439                                   | 565                | 241                  | 145                | 178                   |
| 新竹縣 Hsinchu C.        | 2,130                          | 35                            | 155                                     | 104                | 94                   | 35                 | 61                    |
| 苗栗縣 Miaoli C.         | 1,452                          | 29                            | 115                                     | 58                 | 174                  | 21                 | 40                    |
| 彰化縣 Changhua C.       | 3,091                          | 76                            | 183                                     | 72                 | 434                  | 47                 | 66                    |
| 南投縣 Nantou C.         | 1,320                          | 17                            | 88                                      | 37                 | 324                  | 33                 | 34                    |
| 雲林縣 Yunlin C.         | 1,936                          | 41                            | 229                                     | 86                 | 185                  | 59                 | 84                    |
| 嘉義縣 Chiayi C.         | 1,404                          | 15                            | 129                                     | 29                 | 64                   | 95                 | 96                    |
| 屏東縣 Pingtung C.       | 2,510                          | 52                            | 110                                     | 48                 | 82                   | 98                 | 530                   |
| 臺東縣 Taitung C.        | 707                            | 11                            | 89                                      | 31                 | 60                   | 23                 | 63                    |
| 花蓮縣 Hualien C.        | 1,449                          | 17                            | 167                                     | 82                 | 53                   | 13                 | 32                    |
| 澎湖縣 Penghu C.         | 430                            | 5                             | 41                                      | 17                 | 26                   | 35                 | 132                   |
| 基隆市 Keelung City      | 1,515                          | 56                            | 415                                     | 178                | 24                   | 15                 | 19                    |
| 新竹市 Hsinchu City      | 1,915                          | 62                            | 115                                     | 108                | 74                   | 41                 | 56                    |
| 嘉義市 Chiayi City       | 1,161                          | 29                            | 49                                      | 31                 | 42                   | 65                 | 32                    |
| 福 建 省 Fuchien Prov.   | 1,299                          | 3                             | 348                                     | 79                 | 103                  | 53                 | 106                   |
| 金門縣 Kinmen C.         | 1,191                          | 3                             | 316                                     | 71                 | 97                   | 48                 | 100                   |
| 連江縣 Lienchiang C.     | 108                            | —                             | 32                                      | 8                  | 6                    | 5                  | 6                     |

資料來源：本部戶政司。

TABLE 10. MIGRATION REGISTRATION OF RESIDENT POPULATION  
- BY LOCALITY

1. BOTH SEX

Unit : Persons

| 遷入<br>Immigrants / In-migrants          |                      |                |  |  |                        |              |
|---|----------------------|----------------|--|--|------------------------|--------------|
| 自他省(市)<br>From Other Provinces (Cities) |                      |                | 自本省<br>他縣市<br>Other C.<br>& City<br>of Prov. | 自本縣<br>市他鄉<br>鎮市區<br>Other Township,<br>City & Dist. | 初設<br>戶籍<br>First Reg. | 其他<br>Others |
| 臺灣省<br>Taiwan Prov.                     | 福建省<br>Fuchien Prov. | 其他省市<br>Others |  |  |                        |              |
| 10,260                                  | 332                  | 1              | 6,631  | 44,439   | 1,345                  | 22           |
| 3,203                                   | 93                   | —              | —  | 6,203  | 314                    | 2            |
| 1,770                                   | 49                   | —              | —  | 4,356  | 252                    | 2            |
| 2,474                                   | 24                   | —              | —  | 6,775  | 125                    | 1            |
| 907                                     | 16                   | —              | —  | 4,984  | 66                     | 9            |
| 1,550                                   | 28                   | 1              | —  | 7,909  | 118                    | 1            |
| —                                       | 122                  | —              | 6,631  | 13,967   | 464                    | 7            |
| —                                       | 4                    | —              | 236  | 1,038  | 14                     | —            |
| —                                       | 56                   | —              | 1,240  | 4,108  | 145                    | 2            |
| —                                       | 6                    | —              | 902  | 712  | 26                     | —            |
| —                                       | 8                    | —              | 413  | 564  | 30                     | —            |
| —                                       | 4                    | —              | 446  | 1,690  | 73                     | —            |
| —                                       | 1                    | —              | 257  | 512  | 17                     | —            |
| —                                       | 6                    | —              | 415  | 799  | 32                     | —            |
| —                                       | 6                    | —              | 496  | 447  | 27                     | —            |
| —                                       | 10                   | —              | 262  | 1,286  | 27                     | 5            |
| —                                       | 5                    | —              | 199  | 220  | 6                      | —            |
| —                                       | 2                    | —              | 257  | 816  | 10                     | —            |
| —                                       | 1                    | —              | 79   | 93   | 1                      | —            |
| —                                       | 9                    | —              | 156  | 626  | 17                     | —            |
| —                                       | 4                    | —              | 679  | 748  | 28                     | —            |
| —                                       | —                    | —              | 594  | 308  | 11                     | —            |
| 356                                     | —                    | —              | —  | 245  | 6                      | —            |
| 313                                     | —                    | —              | —  | 237  | 6                      | —            |
| 43                                      | —                    | —              | —  | 8  | —                      | —            |

Source : Dept. of Household Registration Affairs, MOI.

表10. 現住人口遷入遷出登記—按區域別分(續)

單位：人

1. 男女合計

| 區域別<br>Locality       | 遷出<br>Emigrants / Out-migrants |                             |                                       |                    |                      |                    |                       |
|-----------------------|--------------------------------|-----------------------------|---------------------------------------|--------------------|----------------------|--------------------|-----------------------|
|                       | 合計<br>Total                    | 往外國<br>To Foreign Countries | 往他省(市)<br>To Other Provinces (Cities) |                    |                      |                    |                       |
|                       |                                |                             | 新北市<br>New Taipei City                | 臺北市<br>Taipei City | 臺中市<br>Taichung City | 臺南市<br>Tainan City | 高雄市<br>Kaohsiung City |
| 一〇二年四月<br>Apr., 2013  | 88,751                         | 4,226                       | 7,859                                 | 6,455              | 3,661                | 2,170              | 2,914                 |
| 新 北 市 New Taipei City | 15,638                         | 805                         | —                                     | 3,845              | 382                  | 226                | 297                   |
| 臺 北 市 Taipei City     | 11,669                         | 1,352                       | 3,622                                 | —                  | 295                  | 148                | 214                   |
| 臺 中 市 Taichung City   | 10,276                         | 363                         | 373                                   | 350                | —                    | 176                | 225                   |
| 臺 南 市 Tainan City     | 7,227                          | 218                         | 235                                   | 168                | 232                  | —                  | 602                   |
| 高 雄 市 Kaohsiung City  | 11,496                         | 466                         | 340                                   | 274                | 256                  | 697                | —                     |
| 臺 灣 省 Taiwan Prov.    | 31,862                         | 1,016                       | 3,196                                 | 1,769              | 2,472                | 907                | 1,548                 |
| 宜蘭縣 Yilan C.          | 1,797                          | 48                          | 232                                   | 155                | 42                   | 11                 | 33                    |
| 桃園縣 Taoyuan C.        | 7,978                          | 336                         | 1,150                                 | 525                | 203                  | 131                | 200                   |
| 新竹縣 Hsinchu C.        | 1,793                          | 46                          | 113                                   | 75                 | 82                   | 20                 | 35                    |
| 苗栗縣 Miaoli C.         | 1,465                          | 56                          | 118                                   | 80                 | 193                  | 27                 | 39                    |
| 彰化縣 Changhua C.       | 3,547                          | 83                          | 233                                   | 128                | 699                  | 81                 | 69                    |
| 南投縣 Nantou C.         | 1,540                          | 44                          | 86                                    | 72                 | 447                  | 45                 | 46                    |
| 雲林縣 Yunlin C.         | 2,208                          | 39                          | 265                                   | 114                | 278                  | 106                | 107                   |
| 嘉義縣 Chiayi C.         | 1,794                          | 28                          | 143                                   | 53                 | 113                  | 160                | 104                   |
| 屏東縣 Pingtung C.       | 2,734                          | 70                          | 103                                   | 58                 | 103                  | 138                | 626                   |
| 臺東縣 Taitung C.        | 716                            | 22                          | 86                                    | 46                 | 45                   | 27                 | 63                    |
| 花蓮縣 Hualien C.        | 1,530                          | 38                          | 160                                   | 83                 | 67                   | 30                 | 37                    |
| 澎湖縣 Penghu C.         | 356                            | 2                           | 33                                    | 12                 | 26                   | 29                 | 88                    |
| 基隆市 Keelung City      | 1,542                          | 81                          | 314                                   | 238                | 44                   | 19                 | 23                    |
| 新竹市 Hsinchu City      | 1,814                          | 80                          | 99                                    | 81                 | 85                   | 33                 | 31                    |
| 嘉義市 Chiayi City       | 1,048                          | 43                          | 61                                    | 49                 | 45                   | 50                 | 47                    |
| 福 建 省 Fuchien Prov.   | 583                            | 6                           | 93                                    | 49                 | 24                   | 16                 | 28                    |
| 金門縣 Kinmen C.         | 513                            | 6                           | 81                                    | 41                 | 21                   | 14                 | 23                    |
| 連江縣 Lienchiang C.     | 70                             | —                           | 12                                    | 8                  | 3                    | 2                  | 5                     |

TABLE 10. MIGRATION REGISTRATION OF RESIDENT POPULATION  
- BY LOCALITY (CONT.)

1. BOTH SEX

Unit: Persons

| 遷出<br>Emigrants / Out-migrants        |                         |                |                                |                                      |                   |        | 住址變更<br>Change Residence |                    |
|---------------------------------------|-------------------------|----------------|--------------------------------|--------------------------------------|-------------------|--------|--------------------------|--------------------|
| 往他省(市)<br>To Other Provinces (Cities) |                         |                | 往本省<br>他縣市                     | 往本縣<br>市他鄉<br>鎮市區                    | 廢止戶籍              | 其他     | 遷入<br>In-migrants        | 遷出<br>Out-migrants |
| 臺灣省<br>Taiwan<br>Prov.                | 福建省<br>Fuchien<br>Prov. | 其他省市<br>Others | Other C.<br>& City<br>of Prov. | Other Town-<br>ship, City<br>& Dist. | Cancelled<br>Reg. | Others |                          |                    |
| 9,347                                 | 1,045                   | —              | 6,624                          | 44,400                               | 20                | 30     | 45,820                   | 45,820             |
| 3,531                                 | 348                     | —              | —                              | 6,196                                | 6                 | 2      | 8,899                    | 8,899              |
| 1,591                                 | 79                      | —              | —                              | 4,355                                | 7                 | 6      | 4,416                    | 4,416              |
| 1,913                                 | 103                     | —              | —                              | 6,768                                | 1                 | 4      | 5,223                    | 5,223              |
| 740                                   | 53                      | —              | —                              | 4,979                                | —                 | —      | 3,790                    | 3,790              |
| 1,450                                 | 106                     | —              | —                              | 7,897                                | 2                 | 8      | 5,733                    | 5,733              |
| —                                     | 356                     | —              | 6,624                          | 13,960                               | 4                 | 10     | 17,587                   | 17,587             |
| —                                     | 13                      | —              | 224                            | 1,038                                | —                 | 1      | 957                      | 957                |
| —                                     | 173                     | —              | 1,150                          | 4,108                                | —                 | 2      | 5,224                    | 5,224              |
| —                                     | 3                       | —              | 707                            | 712                                  | —                 | —      | 1,164                    | 1,164              |
| —                                     | 6                       | —              | 382                            | 564                                  | —                 | —      | 1,003                    | 1,003              |
| —                                     | 19                      | —              | 545                            | 1,689                                | —                 | 1      | 1,945                    | 1,945              |
| —                                     | 22                      | —              | 266                            | 512                                  | —                 | —      | 962                      | 962                |
| —                                     | 17                      | —              | 488                            | 794                                  | —                 | —      | 967                      | 967                |
| —                                     | 11                      | —              | 733                            | 447                                  | —                 | 2      | 496                      | 496                |
| —                                     | 29                      | —              | 318                            | 1,285                                | 2                 | 2      | 1,226                    | 1,226              |
| —                                     | 5                       | —              | 202                            | 220                                  | —                 | —      | 442                      | 442                |
| —                                     | 16                      | —              | 282                            | 816                                  | —                 | 1      | 663                      | 663                |
| —                                     | 3                       | —              | 70                             | 93                                   | —                 | —      | 208                      | 208                |
| —                                     | 16                      | —              | 180                            | 626                                  | 1                 | —      | 648                      | 648                |
| —                                     | 17                      | —              | 638                            | 748                                  | 1                 | 1      | 914                      | 914                |
| —                                     | 6                       | —              | 439                            | 308                                  | —                 | —      | 768                      | 768                |
| 122                                   | —                       | —              | —                              | 245                                  | —                 | —      | 172                      | 172                |
| 90                                    | —                       | —              | —                              | 237                                  | —                 | —      | 167                      | 167                |
| 32                                    | —                       | —              | —                              | 8                                    | —                 | —      | 5                        | 5                  |



表10. 現住人口遷入遷出登記—按區域別分(續)

單位：人

2. 男性

| 區域別<br>Locality       | 遷入<br>Immigrants / In-migrants |                               |   |                    |                      |                    |                       |
|-----------------------|--------------------------------|-------------------------------|---|--------------------|----------------------|--------------------|-----------------------|
|                       | 合計<br>Total                    | 自外國<br>From Foreign Countries | 自他省(市)<br>From Other Provinces (Cities) |                    |                      |                    |                       |
|                       |                                |                               | 新北市<br>New Taipei City                  | 臺北市<br>Taipei City | 臺中市<br>Taichung City | 臺南市<br>Tainan City | 高雄市<br>Kaohsiung City |
| 一〇二年四月<br>Apr., 2013  | 40,856                         | 1,605                         | 4,096                                   | 2,870              | 1,432                | 904                | 1,444                 |
| 新 北 市 New Taipei City | 6,957                          | 360                           | —                                       | 1,710              | 167                  | 101                | 152                   |
| 臺 北 市 Taipei City     | 5,572                          | 519                           | 1,755                                   | —                  | 159                  | 71                 | 126                   |
| 臺 中 市 Taichung City   | 4,863                          | 144                           | 175                                     | 138                | —                    | 103                | 108                   |
| 臺 南 市 Tainan City     | 3,339                          | 63                            | 105                                     | 77                 | 84                   | —                  | 329                   |
| 高 雄 市 Kaohsiung City  | 5,115                          | 139                           | 143                                     | 118                | 98                   | 246                | —                     |
| 臺 灣 省 Taiwan Prov.    | 14,304                         | 378                           | 1,743                                   | 781                | 860                  | 354                | 662                   |
| 宜蘭縣 Yilan C.          | 858                            | 22                            | 109                                     | 76                 | 22                   | 7                  | 11                    |
| 桃園縣 Taoyuan C.        | 3,908                          | 120                           | 688                                     | 268                | 121                  | 69                 | 84                    |
| 新竹縣 Hsinchu C.        | 993                            | 14                            | 89                                      | 52                 | 47                   | 21                 | 34                    |
| 苗栗縣 Miaoli C.         | 649                            | 16                            | 51                                      | 32                 | 75                   | 15                 | 20                    |
| 彰化縣 Changhua C.       | 1,358                          | 45                            | 91                                      | 39                 | 170                  | 17                 | 20                    |
| 南投縣 Nantou C.         | 588                            | 11                            | 51                                      | 18                 | 148                  | 11                 | 13                    |
| 雲林縣 Yunlin C.         | 896                            | 24                            | 119                                     | 48                 | 86                   | 28                 | 43                    |
| 嘉義縣 Chiayi C.         | 633                            | 10                            | 65                                      | 9                  | 35                   | 45                 | 40                    |
| 屏東縣 Pingtung C.       | 1,129                          | 24                            | 58                                      | 18                 | 33                   | 41                 | 244                   |
| 臺東縣 Taitung C.        | 335                            | 6                             | 51                                      | 14                 | 26                   | 14                 | 26                    |
| 花蓮縣 Hualien C.        | 680                            | 8                             | 76                                      | 47                 | 24                   | 7                  | 14                    |
| 澎湖縣 Penghu C.         | 225                            | 4                             | 25                                      | 11                 | 13                   | 18                 | 65                    |
| 基隆市 Keelung City      | 698                            | 24                            | 193                                     | 80                 | 11                   | 9                  | 7                     |
| 新竹市 Hsinchu City      | 857                            | 31                            | 58                                      | 54                 | 34                   | 20                 | 29                    |
| 嘉義市 Chiayi City       | 497                            | 19                            | 19                                      | 15                 | 15                   | 32                 | 12                    |
| 福 建 省 Fuchien Prov.   | 706                            | 2                             | 175                                     | 46                 | 64                   | 29                 | 67                    |
| 金門縣 Kinmen C.         | 652                            | 2                             | 160                                     | 43                 | 60                   | 27                 | 63                    |
| 連江縣 Lienchiang C.     | 54                             | —                             | 15                                      | 3                  | 4                    | 2                  | 4                     |

TABLE 10. MIGRATION REGISTRATION OF RESIDENT POPULATION  
- BY LOCALITY (CONT.)

2. MALE

Unit: Persons

| 遷入<br>Immigrants / In-migrants          |                      |                |  |  |                        |              |
|---|----------------------|----------------|--|--|------------------------|--------------|
| 自他省(市)<br>From Other Provinces (Cities) |                      |                | 自本省<br>他縣市<br>Other C.<br>& City<br>of Prov. | 自本縣<br>市他鄉<br>鎮市區<br>Other Township,<br>City & Dist. | 初設<br>戶籍<br>First Reg. | 其他<br>Others |
| 臺灣省<br>Taiwan Prov.                     | 福建省<br>Fuchien Prov. | 其他省市<br>Others |  |  |                        |              |
| 4,669                                   | 196                  | 1              | 3,004  | 20,235   | 387                    | 13           |
| 1,447                                   | 53                   | —              | —  | 2,851  | 115                    | 1            |
| 825                                     | 25                   | —              | —  | 1,997  | 95                     | —            |
| 1,106                                   | 17                   | —              | —  | 3,038  | 34                     | —            |
| 409                                     | 8                    | —              | —  | 2,246  | 10                     | 8            |
| 695                                     | 18                   | 1              | —  | 3,634  | 23                     | —            |
| —                                       | 75                   | —              | 3,004  | 6,334  | 109                    | 4            |
| —                                       | 3                    | —              | 119  | 484  | 5                      | —            |
| —                                       | 31                   | —              | 604  | 1,882  | 40                     | 1            |
| —                                       | 4                    | —              | 405  | 323  | 4                      | —            |
| —                                       | 7                    | —              | 187  | 238  | 8                      | —            |
| —                                       | 2                    | —              | 191  | 767  | 16                     | —            |
| —                                       | 1                    | —              | 103  | 229  | 3                      | —            |
| —                                       | 5                    | —              | 181  | 356  | 6                      | —            |
| —                                       | 5                    | —              | 229  | 193  | 2                      | —            |
| —                                       | 5                    | —              | 119  | 579  | 5                      | 3            |
| —                                       | 3                    | —              | 86   | 109  | —                      | —            |
| —                                       | —                    | —              | 121  | 382  | 1                      | —            |
| —                                       | —                    | —              | 42   | 47   | —                      | —            |
| —                                       | 5                    | —              | 71   | 290  | 8                      | —            |
| —                                       | 4                    | —              | 297  | 320  | 10                     | —            |
| —                                       | —                    | —              | 249  | 135  | 1                      | —            |
| 187                                     | —                    | —              | —  | 135  | 1                      | —            |
| 167                                     | —                    | —              | —  | 129  | 1                      | —            |
| 20                                      | —                    | —              | —  | 6  | —                      | —            |

表10. 現住人口遷入遷出登記—按區域別分(續)

單位：人

2. 男性

| 區域別<br>Locality       | 遷出<br>Emigrants / Out-migrants |                             |                                       |                    |                      |                    |                       |
|-----------------------|--------------------------------|-----------------------------|---------------------------------------|--------------------|----------------------|--------------------|-----------------------|
|                       | 合計<br>Total                    | 往外國<br>To Foreign Countries | 往他省(市)<br>To Other Provinces (Cities) |                    |                      |                    |                       |
|                       |                                |                             | 新北市<br>New Taipei City                | 臺北市<br>Taipei City | 臺中市<br>Taichung City | 臺南市<br>Tainan City | 高雄市<br>Kaohsiung City |
| 一〇二年四月<br>Apr., 2013  | 40,717                         | 1,923                       | 3,617                                 | 2,958              | 1,643                | 1,007              | 1,311                 |
| 新 北 市 New Taipei City | 7,276                          | 339                         | —                                     | 1,754              | 175                  | 104                | 141                   |
| 臺 北 市 Taipei City     | 5,481                          | 623                         | 1,707                                 | —                  | 136                  | 75                 | 116                   |
| 臺 中 市 Taichung City   | 4,626                          | 163                         | 166                                   | 157                | —                    | 84                 | 97                    |
| 臺 南 市 Tainan City     | 3,240                          | 96                          | 100                                   | 71                 | 103                  | —                  | 246                   |
| 高 雄 市 Kaohsiung City  | 5,274                          | 210                         | 150                                   | 126                | 108                  | 327                | —                     |
| 臺 灣 省 Taiwan Prov.    | 14,485                         | 488                         | 1,441                                 | 825                | 1,104                | 409                | 693                   |
| 宜蘭縣 Yilan C.          | 841                            | 24                          | 117                                   | 74                 | 19                   | 4                  | 11                    |
| 桃園縣 Taoyuan C.        | 3,630                          | 164                         | 497                                   | 231                | 81                   | 62                 | 92                    |
| 新竹縣 Hsinchu C.        | 843                            | 22                          | 56                                    | 42                 | 42                   | 13                 | 15                    |
| 苗栗縣 Miaoli C.         | 635                            | 27                          | 54                                    | 28                 | 81                   | 8                  | 18                    |
| 彰化縣 Changhua C.       | 1,586                          | 36                          | 103                                   | 59                 | 316                  | 35                 | 31                    |
| 南投縣 Nantou C.         | 682                            | 19                          | 42                                    | 38                 | 187                  | 13                 | 19                    |
| 雲林縣 Yunlin C.         | 984                            | 19                          | 117                                   | 59                 | 134                  | 53                 | 49                    |
| 嘉義縣 Chiayi C.         | 796                            | 16                          | 80                                    | 25                 | 59                   | 69                 | 46                    |
| 屏東縣 Pingtung C.       | 1,242                          | 27                          | 41                                    | 37                 | 41                   | 64                 | 275                   |
| 臺東縣 Taitung C.        | 347                            | 12                          | 44                                    | 23                 | 22                   | 12                 | 31                    |
| 花蓮縣 Hualien C.        | 713                            | 16                          | 65                                    | 40                 | 31                   | 14                 | 17                    |
| 澎湖縣 Penghu C.         | 187                            | 2                           | 18                                    | 5                  | 14                   | 15                 | 40                    |
| 基隆市 Keelung City      | 718                            | 40                          | 127                                   | 103                | 22                   | 11                 | 15                    |
| 新竹市 Hsinchu City      | 795                            | 38                          | 49                                    | 37                 | 33                   | 13                 | 14                    |
| 嘉義市 Chiayi City       | 486                            | 26                          | 31                                    | 24                 | 22                   | 23                 | 20                    |
| 福 建 省 Fuchien Prov.   | 335                            | 4                           | 53                                    | 25                 | 17                   | 8                  | 18                    |
| 金門縣 Kinmen C.         | 284                            | 4                           | 44                                    | 19                 | 14                   | 7                  | 13                    |
| 連江縣 Lienchiang C.     | 51                             | —                           | 9                                     | 6                  | 3                    | 1                  | 5                     |

TABLE 10. MIGRATION REGISTRATION OF RESIDENT POPULATION  
- BY LOCALITY (CONT.)

2. MALE

Unit: Persons

| 遷出<br>Emigrants / Out-migrants        |                         |                |  |   |                           |              | 住址變更<br>Change Residence |                        |
|---------------------------------------|-------------------------|----------------|--|---|---------------------------|--------------|--------------------------|------------------------|
| 往他省(市)<br>To Other Provinces (Cities) |                         |                | 往本省<br>他縣市<br>Other C.<br>& City<br>of Prov. | 往本縣<br>市他鄉<br>鎮市區<br>Other Town-<br>ship, City<br>& Dist. | 廢止戶籍<br>Cancelled<br>Reg. | 其他<br>Others | 遷入<br>In-<br>migrants    | 遷出<br>Out-<br>migrants |
| 臺灣省<br>Taiwan<br>Prov.                | 福建省<br>Fuchien<br>Prov. | 其他省市<br>Others |  |   |                           |              |                          |                        |
| 4,460                                 | 568                     | —              | 2,998  | 20,205  | 11                        | 16           | 21,602                   | 21,602                 |
| 1,738                                 | 175                     | —              | —  | 2,845   | 4                         | 1            | 4,181                    | 4,181                  |
| 772                                   | 46                      | —              | —  | 1,996   | 4                         | 6            | 2,043                    | 2,043                  |
| 859                                   | 64                      | —              | —  | 3,034   | —                         | 2            | 2,487                    | 2,487                  |
| 354                                   | 29                      | —              | —  | 2,241   | —                         | —            | 1,808                    | 1,808                  |
| 662                                   | 67                      | —              | —  | 3,623   | —                         | 1            | 2,712                    | 2,712                  |
| —                                     | 187                     | —              | 2,998  | 6,331   | 3                         | 6            | 8,282                    | 8,282                  |
| —                                     | 10                      | —              | 98   | 484   | —                         | —            | 451                      | 451                    |
| —                                     | 86                      | —              | 533  | 1,882   | —                         | 2            | 2,465                    | 2,465                  |
| —                                     | 1                       | —              | 329  | 323   | —                         | —            | 545                      | 545                    |
| —                                     | 4                       | —              | 177  | 238   | —                         | —            | 471                      | 471                    |
| —                                     | 12                      | —              | 227  | 767   | —                         | —            | 902                      | 902                    |
| —                                     | 15                      | —              | 120  | 229   | —                         | —            | 454                      | 454                    |
| —                                     | 8                       | —              | 191  | 354   | —                         | —            | 475                      | 475                    |
| —                                     | 5                       | —              | 303  | 193   | —                         | —            | 247                      | 247                    |
| —                                     | 18                      | —              | 158  | 578   | 1                         | 2            | 581                      | 581                    |
| —                                     | 1                       | —              | 93   | 109   | —                         | —            | 204                      | 204                    |
| —                                     | 8                       | —              | 139  | 382   | —                         | 1            | 306                      | 306                    |
| —                                     | 1                       | —              | 45   | 47  | —                         | —            | 109                      | 109                    |
| —                                     | 9                       | —              | 100  | 290   | 1                         | —            | 310                      | 310                    |
| —                                     | 7                       | —              | 282  | 320   | 1                         | 1            | 417                      | 417                    |
| —                                     | 2                       | —              | 203  | 135   | —                         | —            | 345                      | 345                    |
| 75                                    | —                       | —              | —  | 135   | —                         | —            | 89                       | 89                     |
| 54                                    | —                       | —              | —  | 129   | —                         | —            | 86                       | 86                     |
| 21                                    | —                       | —              | —  | 6   | —                         | —            | 3                        | 3                      |

表10. 現住人口遷入遷出登記—按區域別分(續)

單位：人

3. 女性

| 區域別<br>Locality       | 遷入<br>Immigrants / In-migrants |                               |   |                    |                      |                    |                       |
|-----------------------|--------------------------------|-------------------------------|---|--------------------|----------------------|--------------------|-----------------------|
|                       | 合計<br>Total                    | 自外國<br>From Foreign Countries | 自他省(市)<br>From Other Provinces (Cities) |                    |                      |                    |                       |
|                       |                                |                               | 新北市<br>New Taipei City                  | 臺北市<br>Taipei City | 臺中市<br>Taichung City | 臺南市<br>Tainan City | 高雄市<br>Kaohsiung City |
| 一〇二年四月<br>Apr., 2013  | 48,440                         | 1,743                         | 4,546                                   | 3,102              | 1,713                | 1,127              | 1,684                 |
| 新 北 市 New Taipei City | 8,185                          | 389                           | —                                       | 1,916              | 207                  | 135                | 190                   |
| 臺 北 市 Taipei City     | 6,648                          | 630                           | 2,093                                   | —                  | 193                  | 97                 | 148                   |
| 臺 中 市 Taichung City   | 5,999                          | 150                           | 207                                     | 160                | —                    | 129                | 149                   |
| 臺 南 市 Tainan City     | 4,025                          | 64                            | 124                                     | 74                 | 92                   | —                  | 370                   |
| 高 雄 市 Kaohsiung City  | 6,133                          | 159                           | 156                                     | 98                 | 128                  | 356                | —                     |
| 臺 灣 省 Taiwan Prov.    | 16,857                         | 350                           | 1,793                                   | 821                | 1,054                | 386                | 788                   |
| 宜蘭縣 Yilan C.          | 926                            | 23                            | 103                                     | 80                 | 15                   | 8                  | 16                    |
| 桃園縣 Taoyuan C.        | 4,449                          | 118                           | 751                                     | 297                | 120                  | 76                 | 94                    |
| 新竹縣 Hsinchu C.        | 1,137                          | 21                            | 66                                      | 52                 | 47                   | 14                 | 27                    |
| 苗栗縣 Miaoli C.         | 803                            | 13                            | 64                                      | 26                 | 99                   | 6                  | 20                    |
| 彰化縣 Changhua C.       | 1,733                          | 31                            | 92                                      | 33                 | 264                  | 30                 | 46                    |
| 南投縣 Nantou C.         | 732                            | 6                             | 37                                      | 19                 | 176                  | 22                 | 21                    |
| 雲林縣 Yunlin C.         | 1,040                          | 17                            | 110                                     | 38                 | 99                   | 31                 | 41                    |
| 嘉義縣 Chiayi C.         | 771                            | 5                             | 64                                      | 20                 | 29                   | 50                 | 56                    |
| 屏東縣 Pingtung C.       | 1,381                          | 28                            | 52                                      | 30                 | 49                   | 57                 | 286                   |
| 臺東縣 Taitung C.        | 372                            | 5                             | 38                                      | 17                 | 34                   | 9                  | 37                    |
| 花蓮縣 Hualien C.        | 769                            | 9                             | 91                                      | 35                 | 29                   | 6                  | 18                    |
| 澎湖縣 Penghu C.         | 205                            | 1                             | 16                                      | 6                  | 13                   | 17                 | 67                    |
| 基隆市 Keelung City      | 817                            | 32                            | 222                                     | 98                 | 13                   | 6                  | 12                    |
| 新竹市 Hsinchu City      | 1,058                          | 31                            | 57                                      | 54                 | 40                   | 21                 | 27                    |
| 嘉義市 Chiayi City       | 664                            | 10                            | 30                                      | 16                 | 27                   | 33                 | 20                    |
| 福 建 省 Fuchien Prov.   | 593                            | 1                             | 173                                     | 33                 | 39                   | 24                 | 39                    |
| 金門縣 Kinmen C.         | 539                            | 1                             | 156                                     | 28                 | 37                   | 21                 | 37                    |
| 連江縣 Lienchiang C.     | 54                             | —                             | 17                                      | 5                  | 2                    | 3                  | 2                     |

TABLE 10. MIGRATION REGISTRATION OF RESIDENT POPULATION  
- BY LOCALITY (CONT.)

3. FEMALE

Unit: Persons

| 遷入<br>Immigrants / In-migrants          |                      |                |  |  |                        |              |
|---|----------------------|----------------|--|--|------------------------|--------------|
| 自他省(市)<br>From Other Provinces (Cities) |                      |                | 自本省<br>他縣市<br>Other C.<br>& City<br>of Prov. | 自本縣<br>市他鄉<br>鎮市區<br>Other Township,<br>City & Dist. | 初設<br>戶籍<br>First Reg. | 其他<br>Others |
| 臺灣省<br>Taiwan Prov.                     | 福建省<br>Fuchien Prov. | 其他省市<br>Others |  |  |                        |              |
| 5,591                                   | 136                  | —              | 3,627  | 24,204   | 958                    | 9            |
| 1,756                                   | 40                   | —              | —  | 3,352  | 199                    | 1            |
| 945                                     | 24                   | —              | —  | 2,359  | 157                    | 2            |
| 1,368                                   | 7                    | —              | —  | 3,737  | 91                     | 1            |
| 498                                     | 8                    | —              | —  | 2,738  | 56                     | 1            |
| 855                                     | 10                   | —              | —  | 4,275  | 95                     | 1            |
| —                                       | 47                   | —              | 3,627  | 7,633  | 355                    | 3            |
| —                                       | 1                    | —              | 117  | 554  | 9                      | —            |
| —                                       | 25                   | —              | 636  | 2,226  | 105                    | 1            |
| —                                       | 2                    | —              | 497  | 389  | 22                     | —            |
| —                                       | 1                    | —              | 226  | 326  | 22                     | —            |
| —                                       | 2                    | —              | 255  | 923  | 57                     | —            |
| —                                       | —                    | —              | 154  | 283  | 14                     | —            |
| —                                       | 1                    | —              | 234  | 443  | 26                     | —            |
| —                                       | 1                    | —              | 267  | 254  | 25                     | —            |
| —                                       | 5                    | —              | 143  | 707  | 22                     | 2            |
| —                                       | 2                    | —              | 113  | 111  | 6                      | —            |
| —                                       | 2                    | —              | 136  | 434  | 9                      | —            |
| —                                       | 1                    | —              | 37   | 46   | 1                      | —            |
| —                                       | 4                    | —              | 85   | 336  | 9                      | —            |
| —                                       | —                    | —              | 382  | 428  | 18                     | —            |
| —                                       | —                    | —              | 345  | 173  | 10                     | —            |
| 169                                     | —                    | —              | —  | 110  | 5                      | —            |
| 146                                     | —                    | —              | —  | 108  | 5                      | —            |
| 23                                      | —                    | —              | —  | 2  | —                      | —            |

表10. 現住人口遷入遷出登記—按區域別分(續)

單位：人

3. 女性

| 區域別<br>Locality       | 遷出<br>Emigrants / Out-migrants |                             |                                       |                    |                      |                    |                       |
|-----------------------|--------------------------------|-----------------------------|---------------------------------------|--------------------|----------------------|--------------------|-----------------------|
|                       | 合計<br>Total                    | 往外國<br>To Foreign Countries | 往他省(市)<br>To Other Provinces (Cities) |                    |                      |                    |                       |
|                       |                                |                             | 新北市<br>New Taipei City                | 臺北市<br>Taipei City | 臺中市<br>Taichung City | 臺南市<br>Tainan City | 高雄市<br>Kaohsiung City |
| 一〇二年四月<br>Apr., 2013  | 48,034                         | 2,303                       | 4,242                                 | 3,497              | 2,018                | 1,163              | 1,603                 |
| 新 北 市 New Taipei City | 8,362                          | 466                         | —                                     | 2,091              | 207                  | 122                | 156                   |
| 臺 北 市 Taipei City     | 6,188                          | 729                         | 1,915                                 | —                  | 159                  | 73                 | 98                    |
| 臺 中 市 Taichung City   | 5,650                          | 200                         | 207                                   | 193                | —                    | 92                 | 128                   |
| 臺 南 市 Tainan City     | 3,987                          | 122                         | 135                                   | 97                 | 129                  | —                  | 356                   |
| 高 雄 市 Kaohsiung City  | 6,222                          | 256                         | 190                                   | 148                | 148                  | 370                | —                     |
| 臺 灣 省 Taiwan Prov.    | 17,377                         | 528                         | 1,755                                 | 944                | 1,368                | 498                | 855                   |
| 宜蘭縣 Yilan C.          | 956                            | 24                          | 115                                   | 81                 | 23                   | 7                  | 22                    |
| 桃園縣 Taoyuan C.        | 4,348                          | 172                         | 653                                   | 294                | 122                  | 69                 | 108                   |
| 新竹縣 Hsinchu C.        | 950                            | 24                          | 57                                    | 33                 | 40                   | 7                  | 20                    |
| 苗栗縣 Miaoli C.         | 830                            | 29                          | 64                                    | 52                 | 112                  | 19                 | 21                    |
| 彰化縣 Changhua C.       | 1,961                          | 47                          | 130                                   | 69                 | 383                  | 46                 | 38                    |
| 南投縣 Nantou C.         | 858                            | 25                          | 44                                    | 34                 | 260                  | 32                 | 27                    |
| 雲林縣 Yunlin C.         | 1,224                          | 20                          | 148                                   | 55                 | 144                  | 53                 | 58                    |
| 嘉義縣 Chiayi C.         | 998                            | 12                          | 63                                    | 28                 | 54                   | 91                 | 58                    |
| 屏東縣 Pingtung C.       | 1,492                          | 43                          | 62                                    | 21                 | 62                   | 74                 | 351                   |
| 臺東縣 Taitung C.        | 369                            | 10                          | 42                                    | 23                 | 23                   | 15                 | 32                    |
| 花蓮縣 Hualien C.        | 817                            | 22                          | 95                                    | 43                 | 36                   | 16                 | 20                    |
| 澎湖縣 Penghu C.         | 169                            | —                           | 15                                    | 7                  | 12                   | 14                 | 48                    |
| 基隆市 Keelung City      | 824                            | 41                          | 187                                   | 135                | 22                   | 8                  | 8                     |
| 新竹市 Hsinchu City      | 1,019                          | 42                          | 50                                    | 44                 | 52                   | 20                 | 17                    |
| 嘉義市 Chiayi City       | 562                            | 17                          | 30                                    | 25                 | 23                   | 27                 | 27                    |
| 福 建 省 Fuchien Prov.   | 248                            | 2                           | 40                                    | 24                 | 7                    | 8                  | 10                    |
| 金門縣 Kinmen C.         | 229                            | 2                           | 37                                    | 22                 | 7                    | 7                  | 10                    |
| 連江縣 Lienchiang C.     | 19                             | —                           | 3                                     | 2                  | —                    | 1                  | —                     |

TABLE 10. MIGRATION REGISTRATION OF RESIDENT POPULATION  
- BY LOCALITY(CONT.)

3. FEMALE

Unit : Persons

| 遷出<br>Emigrants / Out-migrants        |                         |                |  |   |                           |              | 住址變更<br>Change Residence |                        |
|---------------------------------------|-------------------------|----------------|--|---|---------------------------|--------------|--------------------------|------------------------|
| 往他省(市)<br>To Other Provinces (Cities) |                         |                | 往本省<br>他縣市<br>Other C.<br>& City<br>of Prov. | 往本縣<br>市他鄉<br>鎮市區<br>Other Town-<br>ship, City<br>& Dist. | 廢止戶籍<br>Cancelled<br>Reg. | 其他<br>Others | 遷入<br>In-<br>migrants    | 遷出<br>Out-<br>migrants |
| 臺灣省<br>Taiwan<br>Prov.                | 福建省<br>Fuchien<br>Prov. | 其他省市<br>Others |  |   |                           |              |                          |                        |
| 4,887                                 | 477                     | —              | 3,626  | 24,195  | 9                         | 14           | 24,218                   | 24,218                 |
| 1,793                                 | 173                     | —              | —  | 3,351   | 2                         | 1            | 4,718                    | 4,718                  |
| 819                                   | 33                      | —              | —  | 2,359   | 3                         | —            | 2,373                    | 2,373                  |
| 1,054                                 | 39                      | —              | —  | 3,734   | 1                         | 2            | 2,736                    | 2,736                  |
| 386                                   | 24                      | —              | —  | 2,738   | —                         | —            | 1,982                    | 1,982                  |
| 788                                   | 39                      | —              | —  | 4,274   | 2                         | 7            | 3,021                    | 3,021                  |
| —                                     | 169                     | —              | 3,626  | 7,629   | 1                         | 4            | 9,305                    | 9,305                  |
| —                                     | 3                       | —              | 126  | 554   | —                         | 1            | 506                      | 506                    |
| —                                     | 87                      | —              | 617  | 2,226   | —                         | —            | 2,759                    | 2,759                  |
| —                                     | 2                       | —              | 378  | 389   | —                         | —            | 619                      | 619                    |
| —                                     | 2                       | —              | 205  | 326   | —                         | —            | 532                      | 532                    |
| —                                     | 7                       | —              | 318  | 922   | —                         | 1            | 1,043                    | 1,043                  |
| —                                     | 7                       | —              | 146  | 283   | —                         | —            | 508                      | 508                    |
| —                                     | 9                       | —              | 297  | 440   | —                         | —            | 492                      | 492                    |
| —                                     | 6                       | —              | 430  | 254   | —                         | 2            | 249                      | 249                    |
| —                                     | 11                      | —              | 160  | 707   | 1                         | —            | 645                      | 645                    |
| —                                     | 4                       | —              | 109  | 111   | —                         | —            | 238                      | 238                    |
| —                                     | 8                       | —              | 143  | 434   | —                         | —            | 357                      | 357                    |
| —                                     | 2                       | —              | 25   | 46  | —                         | —            | 99                       | 99                     |
| —                                     | 7                       | —              | 80   | 336   | —                         | —            | 338                      | 338                    |
| —                                     | 10                      | —              | 356  | 428   | —                         | —            | 497                      | 497                    |
| —                                     | 4                       | —              | 236  | 173   | —                         | —            | 423                      | 423                    |
| 47                                    | —                       | —              | —  | 110   | —                         | —            | 83                       | 83                     |
| 36                                    | —                       | —              | —  | 108   | —                         | —            | 81                       | 81                     |
| 11                                    | —                       | —              | —  | 2   | —                         | —            | 2                        | 2                      |

表11. 現住人口遷入遷出登記年累計—按區域別分

單位：人

1. 男女合計

| 區域別<br>Locality                | 遷入<br>Immigrants / In-migrants |                               |   |                    |                      |                    |                       |
|--------------------------------|--------------------------------|-------------------------------|---|--------------------|----------------------|--------------------|-----------------------|
|                                | 合計<br>Total                    | 自外國<br>From Foreign Countries | 自他省(市)<br>From Other Provinces (Cities) |                    |                      |                    |                       |
|                                |                                |                               | 新北市<br>New Taipei City                  | 臺北市<br>Taipei City | 臺中市<br>Taichung City | 臺南市<br>Tainan City | 高雄市<br>Kaohsiung City |
| 一〇二一年一至四月<br>Jan. - Apr., 2013 | 338,387                        | 12,435                        | 31,568                                  | 22,138             | 11,995               | 7,682              | 12,149                |
| 新 北 市 New Taipei City          | 56,748                         | 2,627                         | —                                       | 13,409             | 1,397                | 904                | 1,306                 |
| 臺 北 市 Taipei City              | 45,850                         | 4,078                         | 14,276                                  | —                  | 1,277                | 662                | 1,086                 |
| 臺 中 市 Taichung City            | 42,389                         | 1,125                         | 1,530                                   | 1,054              | —                    | 804                | 1,064                 |
| 臺 南 市 Tainan City              | 27,265                         | 547                           | 897                                     | 494                | 735                  | —                  | 2,676                 |
| 高 雄 市 Kaohsiung City           | 42,619                         | 1,190                         | 1,115                                   | 879                | 855                  | 2,215              | —                     |
| 臺 灣 省 Taiwan Prov.             | 118,944                        | 2,837                         | 12,669                                  | 5,965              | 7,373                | 2,894              | 5,652                 |
| 宜蘭縣 Yilan C.                   | 6,630                          | 126                           | 895                                     | 577                | 128                  | 67                 | 82                    |
| 桃園縣 Taoyuan C.                 | 31,806                         | 909                           | 5,346                                   | 2,157              | 854                  | 544                | 791                   |
| 新竹縣 Hsinchu C.                 | 7,838                          | 152                           | 498                                     | 364                | 365                  | 145                | 277                   |
| 苗栗縣 Miaoli C.                  | 5,943                          | 122                           | 473                                     | 244                | 683                  | 102                | 137                   |
| 彰化縣 Changhua C.                | 12,167                         | 267                           | 583                                     | 291                | 1,712                | 206                | 275                   |
| 南投縣 Nantou C.                  | 5,369                          | 115                           | 289                                     | 167                | 1,341                | 103                | 161                   |
| 雲林縣 Yunlin C.                  | 7,299                          | 152                           | 845                                     | 255                | 708                  | 240                | 311                   |
| 嘉義縣 Chiayi C.                  | 5,520                          | 73                            | 455                                     | 123                | 287                  | 377                | 281                   |
| 屏東縣 Pingtung C.                | 9,318                          | 249                           | 395                                     | 209                | 283                  | 384                | 2,015                 |
| 臺東縣 Taitung C.                 | 2,808                          | 59                            | 299                                     | 141                | 199                  | 88                 | 242                   |
| 花蓮縣 Hualien C.                 | 5,666                          | 97                            | 553                                     | 288                | 165                  | 67                 | 156                   |
| 澎湖縣 Penghu C.                  | 1,591                          | 12                            | 147                                     | 69                 | 112                  | 142                | 462                   |
| 基隆市 Keelung City               | 5,566                          | 182                           | 1,274                                   | 622                | 90                   | 53                 | 88                    |
| 新竹市 Hsinchu City               | 7,150                          | 231                           | 443                                     | 331                | 287                  | 154                | 232                   |
| 嘉義市 Chiayi City                | 4,273                          | 91                            | 174                                     | 127                | 159                  | 222                | 142                   |
| 福 建 省 Fuchien Prov.            | 4,572                          | 31                            | 1,081                                   | 337                | 358                  | 203                | 365                   |
| 金門縣 Kinmen C.                  | 4,073                          | 29                            | 954                                     | 287                | 333                  | 188                | 335                   |
| 連江縣 Lienchiang C.              | 499                            | 2                             | 127                                     | 50                 | 25                   | 15                 | 30                    |

資料來源：本部戶政司。

TABLE 11. MIGRATION REGISTRATION OF RESIDENT POPULATION OF THE YEAR - BY LOCALITY

1. BOTH SEX

Unit: Persons

| 遷入<br>Immigrants / In-migrants          |                      |                |  |   |                        |              |
|---|----------------------|----------------|--|---|------------------------|--------------|
| 自他省(市)<br>From Other Provinces (Cities) |                      |                | 自本省<br>他縣市<br>Other C. & City of Prov. | 自本縣<br>市他鄉<br>鎮市區<br>Other Township, City & Dist. | 初設<br>戶籍<br>First Reg. | 其他<br>Others |
| 臺灣省<br>Taiwan Prov.                     | 福建省<br>Fuchien Prov. | 其他省市<br>Others |  |   |                        |              |
| 38,570                                  | 1,155                | 2              | 25,630                                 | 167,814   | 7,196                  | 53           |
| 11,816                                  | 312                  | —              | —                                      | 23,427  | 1,546                  | 4            |
| 6,836                                   | 131                  | —              | —                                      | 16,334  | 1,160                  | 10           |
| 9,554                                   | 109                  | —              | —                                      | 26,433  | 709                    | 7            |
| 3,239                                   | 62                   | 1              | —                                      | 18,178  | 423                    | 13           |
| 5,840                                   | 126                  | 1              | —                                      | 29,666  | 729                    | 3            |
| —                                       | 415                  | —              | 25,629                                 | 52,915  | 2,579                  | 16           |
| —                                       | 12                   | —              | 863                                    | 3,778   | 102                    | —            |
| —                                       | 183                  | —              | 4,906                                  | 15,354  | 758                    | 4            |
| —                                       | 16                   | —              | 3,293                                  | 2,549   | 177                    | 2            |
| —                                       | 17                   | —              | 1,632                                  | 2,360   | 171                    | 2            |
| —                                       | 29                   | —              | 1,634                                  | 6,880   | 290                    | —            |
| —                                       | 13                   | —              | 1,074                                  | 1,980   | 125                    | 1            |
| —                                       | 20                   | —              | 1,654                                  | 2,937   | 177                    | —            |
| —                                       | 14                   | —              | 2,108                                  | 1,646   | 155                    | 1            |
| —                                       | 31                   | —              | 990                                    | 4,548   | 209                    | 5            |
| —                                       | 12                   | —              | 763                                    | 962   | 42                     | 1            |
| —                                       | 15                   | —              | 1,019                                  | 3,235   | 71                     | —            |
| —                                       | 3                    | —              | 292                                    | 336   | 16                     | —            |
| —                                       | 27                   | —              | 592                                    | 2,526   | 112                    | —            |
| —                                       | 22                   | —              | 2,636                                  | 2,697   | 117                    | —            |
| —                                       | 1                    | —              | 2,173                                  | 1,127   | 57                     | —            |
| 1,285                                   | —                    | —              | 1                                      | 861   | 50                     | —            |
| 1,080                                   | —                    | —              | 1                                      | 823   | 43                     | —            |
| 205                                     | —                    | —              | —                                      | 38  | 7                      | —            |

Source: Dept. of Household Registration Affairs, MOI.

表11. 現住人口遷入遷出登記年累計—按區域別分(續)

單位：人

1. 男女合計

| 區域別<br>Locality                | 遷出<br>Emigrants / Out-migrants |                             |                                       |                    |                      |                    |                       |
|--------------------------------|--------------------------------|-----------------------------|---------------------------------------|--------------------|----------------------|--------------------|-----------------------|
|                                | 合計<br>Total                    | 往外國<br>To Foreign Countries | 往他省(市)<br>To Other Provinces (Cities) |                    |                      |                    |                       |
|                                |                                |                             | 新北市<br>New Taipei City                | 臺北市<br>Taipei City | 臺中市<br>Taichung City | 臺南市<br>Tainan City | 高雄市<br>Kaohsiung City |
| 一〇二一年一至四月<br>Jan. - Apr., 2013 | 334,589                        | 15,871                      | 29,128                                | 24,261             | 14,094               | 8,091              | 11,021                |
| 新北市 New Taipei City            | 57,970                         | 2,978                       | —                                     | 14,273             | 1,528                | 893                | 1,113                 |
| 臺北市 Taipei City                | 43,779                         | 5,290                       | 13,404                                | —                  | 1,051                | 490                | 877                   |
| 臺中市 Taichung City              | 39,892                         | 1,466                       | 1,396                                 | 1,275              | —                    | 735                | 853                   |
| 臺南市 Tainan City                | 26,681                         | 824                         | 903                                   | 662                | 804                  | —                  | 2,215                 |
| 高雄市 Kaohsiung City             | 43,487                         | 1,672                       | 1,304                                 | 1,086              | 1,062                | 2,674              | —                     |
| 臺灣省 Taiwan Prov.               | 120,730                        | 3,608                       | 11,809                                | 6,834              | 9,540                | 3,237              | 5,837                 |
| 宜蘭縣 Yilan C.                   | 6,718                          | 160                         | 872                                   | 564                | 176                  | 51                 | 97                    |
| 桃園縣 Taoyuan C.                 | 29,777                         | 1,145                       | 4,157                                 | 2,141              | 857                  | 470                | 677                   |
| 新竹縣 Hsinchu C.                 | 6,710                          | 218                         | 358                                   | 281                | 322                  | 96                 | 119                   |
| 苗栗縣 Miaoli C.                  | 5,722                          | 170                         | 450                                   | 315                | 795                  | 81                 | 107                   |
| 彰化縣 Changhua C.                | 13,937                         | 323                         | 776                                   | 497                | 2,675                | 276                | 285                   |
| 南投縣 Nantou C.                  | 5,826                          | 174                         | 372                                   | 224                | 1,630                | 128                | 157                   |
| 雲林縣 Yunlin C.                  | 7,948                          | 151                         | 982                                   | 375                | 1,006                | 326                | 375                   |
| 嘉義縣 Chiayi C.                  | 6,693                          | 116                         | 496                                   | 207                | 455                  | 609                | 365                   |
| 屏東縣 Pingtung C.                | 10,291                         | 305                         | 485                                   | 297                | 428                  | 484                | 2,465                 |
| 臺東縣 Taitung C.                 | 3,015                          | 76                          | 313                                   | 151                | 244                  | 120                | 259                   |
| 花蓮縣 Hualien C.                 | 5,915                          | 118                         | 613                                   | 298                | 201                  | 104                | 156                   |
| 澎湖縣 Penghu C.                  | 1,331                          | 8                           | 129                                   | 57                 | 76                   | 97                 | 342                   |
| 基隆市 Keelung City               | 5,951                          | 230                         | 1,231                                 | 883                | 169                  | 57                 | 119                   |
| 新竹市 Hsinchu City               | 6,711                          | 289                         | 354                                   | 368                | 256                  | 115                | 131                   |
| 嘉義市 Chiayi City                | 4,185                          | 125                         | 221                                   | 176                | 250                  | 223                | 183                   |
| 福建省 Fuchien Prov.              | 2,050                          | 33                          | 312                                   | 131                | 109                  | 62                 | 126                   |
| 金門縣 Kinmen C.                  | 1,847                          | 31                          | 278                                   | 113                | 103                  | 54                 | 113                   |
| 連江縣 Lienchiang C.              | 203                            | 2                           | 34                                    | 18                 | 6                    | 8                  | 13                    |

TABLE 11. MIGRATION REGISTRATION OF RESIDENT POPULATION OF THE YEAR - BY LOCALITY(CONT.)

1. BOTH SEX

Unit : Persons

| 遷出<br>Emigrants / Out-migrants        |                         |                |  |   |                           |              | 住址變更<br>Change Residence |                        |
|---------------------------------------|-------------------------|----------------|--|---|---------------------------|--------------|--------------------------|------------------------|
| 往他省(市)<br>To Other Provinces (Cities) |                         |                | 往本省<br>他縣市<br>Other C.<br>& City<br>of Prov. | 往本縣<br>市他鄉<br>鎮市區<br>Other Town-<br>ship, City<br>& Dist. | 廢止戶籍<br>Cancelled<br>Reg. | 其他<br>Others | 遷入<br>In-<br>migrants    | 遷出<br>Out-<br>migrants |
| 臺灣省<br>Taiwan<br>Prov.                | 福建省<br>Fuchien<br>Prov. | 其他省市<br>Others |  |   |                           |              |                          |                        |
| 34,932                                | 3,629                   | —              | 25,621                                       | 167,755   | 93                        | 93           | 174,490                  | 174,490                |
| 12,659                                | 1,081                   | —              | —  | 23,419  | 14                        | 12           | 34,648                   | 34,648                 |
| 5,947                                 | 337                     | —              | —  | 16,334  | 35                        | 14           | 17,375                   | 17,375                 |
| 7,371                                 | 358                     | —              | —  | 26,421  | 6                         | 11           | 21,432                   | 21,432                 |
| 2,891                                 | 203                     | —              | —  | 18,169  | 2                         | 8            | 13,418                   | 13,418                 |
| 5,649                                 | 365                     | —              | —  | 29,653  | 13                        | 9            | 21,130                   | 21,130                 |
| —                                     | 1,285                   | —              | 25,620                                       | 52,898  | 23                        | 39           | 65,941                   | 65,941                 |
| —                                     | 48                      | —              | 965  | 3,778   | 5                         | 2            | 3,317                    | 3,317                  |
| —                                     | 614                     | —              | 4,361  | 15,346  | 3                         | 6            | 19,628                   | 19,628                 |
| —                                     | 44                      | —              | 2,716  | 2,549   | 2                         | 5            | 4,241                    | 4,241                  |
| —                                     | 37                      | —              | 1,405  | 2,360   | 1                         | 1            | 3,622                    | 3,622                  |
| —                                     | 70                      | —              | 2,154  | 6,877   | 3                         | 1            | 7,486                    | 7,486                  |
| —                                     | 52                      | —              | 1,108  | 1,980   | 1                         | —            | 3,422                    | 3,422                  |
| —                                     | 51                      | —              | 1,748  | 2,932   | 2                         | —            | 3,717                    | 3,717                  |
| —                                     | 34                      | —              | 2,763  | 1,646   | —                         | 2            | 1,684                    | 1,684                  |
| —                                     | 102                     | —              | 1,174  | 4,547   | 2                         | 2            | 4,964                    | 4,964                  |
| —                                     | 19                      | —              | 871  | 962   | —                         | —            | 1,928                    | 1,928                  |
| —                                     | 47                      | —              | 1,141  | 3,235   | —                         | 2            | 2,809                    | 2,809                  |
| —                                     | 9                       | —              | 275  | 336   | —                         | 2            | 725                      | 725                    |
| —                                     | 63                      | —              | 667  | 2,526   | 2                         | 4            | 2,324                    | 2,324                  |
| —                                     | 70                      | —              | 2,419  | 2,697   | 1                         | 11           | 3,511                    | 3,511                  |
| —                                     | 25                      | —              | 1,853  | 1,127   | 1                         | 1            | 2,563                    | 2,563                  |
| 415                                   | —                       | —              | 1  | 861   | —                         | —            | 546                      | 546                    |
| 332                                   | —                       | —              | —  | 823   | —                         | —            | 488                      | 488                    |
| 83                                    | —                       | —              | 1  | 38  | —                         | —            | 58                       | 58                     |

表11. 現住人口遷入遷出登記年累計—按區域別分(續)

單位：人

2. 男性

| 區域別<br>Locality                | 遷入<br>Immigrants / In-migrants |                               |   |                    |                      |                    |                       |
|--------------------------------|--------------------------------|-------------------------------|---|--------------------|----------------------|--------------------|-----------------------|
|                                | 合計<br>Total                    | 自外國<br>From Foreign Countries | 自他省(市)<br>From Other Provinces (Cities) |                    |                      |                    |                       |
|                                |                                |                               | 新北市<br>New Taipei City                  | 臺北市<br>Taipei City | 臺中市<br>Taichung City | 臺南市<br>Tainan City | 高雄市<br>Kaohsiung City |
| 一〇二一年一至四月<br>Jan. - Apr., 2013 | 152,902                        | 5,995                         | 15,042                                  | 10,469             | 5,363                | 3,453              | 5,589                 |
| 新 北 市 New Taipei City          | 25,382                         | 1,233                         | —                                       | 6,167              | 582                  | 402                | 571                   |
| 臺 北 市 Taipei City              | 21,080                         | 1,877                         | 6,641                                   | —                  | 568                  | 308                | 485                   |
| 臺 中 市 Taichung City            | 18,691                         | 559                           | 681                                     | 512                | —                    | 359                | 457                   |
| 臺 南 市 Tainan City              | 12,143                         | 271                           | 421                                     | 236                | 317                  | —                  | 1,230                 |
| 高 雄 市 Kaohsiung City           | 19,193                         | 576                           | 534                                     | 421                | 372                  | 962                | —                     |
| 臺 灣 省 Taiwan Prov.             | 53,980                         | 1,456                         | 6,232                                   | 2,961              | 3,320                | 1,308              | 2,627                 |
| 宜蘭縣 Yilan C.                   | 3,066                          | 64                            | 474                                     | 272                | 56                   | 32                 | 37                    |
| 桃園縣 Taoyuan C.                 | 14,665                         | 461                           | 2,559                                   | 1,046              | 401                  | 243                | 367                   |
| 新竹縣 Hsinchu C.                 | 3,595                          | 72                            | 267                                     | 199                | 167                  | 66                 | 129                   |
| 苗栗縣 Miaoli C.                  | 2,601                          | 64                            | 226                                     | 136                | 290                  | 53                 | 64                    |
| 彰化縣 Changhua C.                | 5,265                          | 142                           | 283                                     | 147                | 718                  | 73                 | 102                   |
| 南投縣 Nantou C.                  | 2,379                          | 59                            | 151                                     | 85                 | 615                  | 47                 | 68                    |
| 雲林縣 Yunlin C.                  | 3,254                          | 87                            | 432                                     | 137                | 322                  | 106                | 146                   |
| 嘉義縣 Chiayi C.                  | 2,416                          | 41                            | 227                                     | 55                 | 137                  | 153                | 126                   |
| 屏東縣 Pingtung C.                | 4,193                          | 124                           | 195                                     | 97                 | 135                  | 168                | 915                   |
| 臺東縣 Taitung C.                 | 1,353                          | 32                            | 166                                     | 72                 | 91                   | 37                 | 119                   |
| 花蓮縣 Hualien C.                 | 2,604                          | 48                            | 265                                     | 147                | 82                   | 39                 | 79                    |
| 澎湖縣 Penghu C.                  | 876                            | 9                             | 80                                      | 42                 | 68                   | 89                 | 258                   |
| 基隆市 Keelung City               | 2,580                          | 81                            | 612                                     | 306                | 39                   | 25                 | 40                    |
| 新竹市 Hsinchu City               | 3,230                          | 117                           | 211                                     | 162                | 128                  | 72                 | 116                   |
| 嘉義市 Chiayi City                | 1,903                          | 55                            | 84                                      | 58                 | 71                   | 105                | 61                    |
| 福 建 省 Fuchien Prov.            | 2,433                          | 23                            | 533                                     | 172                | 204                  | 114                | 219                   |
| 金門縣 Kinmen C.                  | 2,138                          | 21                            | 465                                     | 148                | 188                  | 106                | 200                   |
| 連江縣 Lienchiang C.              | 295                            | 2                             | 68                                      | 24                 | 16                   | 8                  | 19                    |

TABLE 11. MIGRATION REGISTRATION OF RESIDENT POPULATION OF THE YEAR - BY LOCALITY(CONT.)

2. MALE

Unit : Persons

| 遷入<br>Immigrants / In-migrants          |                      |                |  |  |                        |              |
|---|----------------------|----------------|--|--|------------------------|--------------|
| 自他省(市)<br>From Other Provinces (Cities) |                      |                | 自本省<br>他縣市<br>Other C.<br>& City<br>of Prov. | 自本縣<br>市他鄉<br>鎮市區<br>Other Township,<br>City & Dist. | 初設<br>戶籍<br>First Reg. | 其他<br>Others |
| 臺灣省<br>Taiwan Prov.                     | 福建省<br>Fuchien Prov. | 其他省市<br>Others |  |  |                        |              |
| 17,443                                  | 668                  | 2              | 11,509                                       | 75,654   | 1,683                  | 32           |
| 5,270                                   | 166                  | —              | —  | 10,558   | 431                    | 2            |
| 3,227                                   | 78                   | —              | —  | 7,463  | 427                    | 6            |
| 4,193                                   | 65                   | —              | —  | 11,697   | 166                    | 2            |
| 1,453                                   | 33                   | 1              | —  | 8,099  | 72                     | 10           |
| 2,617                                   | 89                   | 1              | —  | 13,477   | 143                    | 1            |
| —                                       | 237                  | —              | 11,508                                       | 23,883   | 437                    | 11           |
| —                                       | 8                    | —              | 390  | 1,718  | 15                     | —            |
| —                                       | 92                   | —              | 2,330  | 6,998  | 165                    | 3            |
| —                                       | 9                    | —              | 1,503  | 1,155  | 27                     | 1            |
| —                                       | 11                   | —              | 706  | 1,026  | 23                     | 2            |
| —                                       | 20                   | —              | 658  | 3,071  | 51                     | —            |
| —                                       | 6                    | —              | 437  | 896  | 15                     | —            |
| —                                       | 16                   | —              | 716  | 1,261  | 31                     | —            |
| —                                       | 8                    | —              | 957  | 704  | 7                      | 1            |
| —                                       | 19                   | —              | 436  | 2,068  | 33                     | 3            |
| —                                       | 5                    | —              | 372  | 454  | 4                      | 1            |
| —                                       | 8                    | —              | 462  | 1,467  | 7                      | —            |
| —                                       | 2                    | —              | 158  | 169  | 1                      | —            |
| —                                       | 19                   | —              | 270  | 1,167  | 21                     | —            |
| —                                       | 13                   | —              | 1,164  | 1,221  | 26                     | —            |
| —                                       | 1                    | —              | 949  | 508  | 11                     | —            |
| 683                                     | —                    | —              | 1  | 477  | 7                      | —            |
| 558                                     | —                    | —              | 1  | 446  | 5                      | —            |
| 125                                     | —                    | —              | —  | 31   | 2                      | —            |

表11. 現住人口遷入遷出登記年累計—按區域別分(續)

單位：人

2. 男性

| 區域別<br>Locality                | 遷出<br>Emigrants / Out-migrants |                             |                                       |                    |                      |                    |                       |
|--------------------------------|--------------------------------|-----------------------------|---------------------------------------|--------------------|----------------------|--------------------|-----------------------|
|                                | 合計<br>Total                    | 往外國<br>To Foreign Countries | 往他省(市)<br>To Other Provinces (Cities) |                    |                      |                    |                       |
|                                |                                |                             | 新北市<br>New Taipei City                | 臺北市<br>Taipei City | 臺中市<br>Taichung City | 臺南市<br>Tainan City | 高雄市<br>Kaohsiung City |
| 一〇二一年一至四月<br>Jan. - Apr., 2013 | 152,243                        | 7,110                       | 13,144                                | 11,303             | 6,252                | 3,682              | 4,986                 |
| 新 北 市 New Taipei City          | 26,903                         | 1,315                       | —                                     | 6,640              | 680                  | 419                | 532                   |
| 臺 北 市 Taipei City              | 20,274                         | 2,341                       | 6,163                                 | —                  | 510                  | 234                | 419                   |
| 臺 中 市 Taichung City            | 17,745                         | 692                         | 581                                   | 566                | —                    | 317                | 370                   |
| 臺 南 市 Tainan City              | 11,900                         | 358                         | 401                                   | 308                | 359                  | —                  | 962                   |
| 高 雄 市 Kaohsiung City           | 19,761                         | 708                         | 569                                   | 485                | 457                  | 1,228              | —                     |
| 臺 灣 省 Taiwan Prov.             | 54,491                         | 1,673                       | 5,264                                 | 3,226              | 4,181                | 1,451              | 2,614                 |
| 宜蘭縣 Yilan C.                   | 3,113                          | 78                          | 421                                   | 279                | 70                   | 21                 | 42                    |
| 桃園縣 Taoyuan C.                 | 13,528                         | 537                         | 1,768                                 | 977                | 371                  | 227                | 298                   |
| 新竹縣 Hsinchu C.                 | 3,046                          | 112                         | 154                                   | 133                | 142                  | 51                 | 49                    |
| 苗栗縣 Miaoli C.                  | 2,500                          | 72                          | 215                                   | 137                | 336                  | 32                 | 50                    |
| 彰化縣 Changhua C.                | 6,109                          | 144                         | 350                                   | 231                | 1,138                | 118                | 120                   |
| 南投縣 Nantou C.                  | 2,604                          | 81                          | 165                                   | 113                | 701                  | 57                 | 78                    |
| 雲林縣 Yunlin C.                  | 3,448                          | 65                          | 443                                   | 169                | 463                  | 148                | 177                   |
| 嘉義縣 Chiayi C.                  | 2,904                          | 65                          | 252                                   | 100                | 203                  | 246                | 158                   |
| 屏東縣 Pingtung C.                | 4,679                          | 129                         | 225                                   | 154                | 213                  | 217                | 1,063                 |
| 臺東縣 Taitung C.                 | 1,414                          | 37                          | 149                                   | 79                 | 118                  | 51                 | 131                   |
| 花蓮縣 Hualien C.                 | 2,703                          | 55                          | 271                                   | 140                | 88                   | 42                 | 73                    |
| 澎湖縣 Penghu C.                  | 708                            | 5                           | 70                                    | 24                 | 39                   | 58                 | 181                   |
| 基隆市 Keelung City               | 2,742                          | 101                         | 529                                   | 419                | 75                   | 28                 | 56                    |
| 新竹市 Hsinchu City               | 3,077                          | 130                         | 163                                   | 183                | 116                  | 54                 | 58                    |
| 嘉義市 Chiayi City                | 1,916                          | 62                          | 89                                    | 88                 | 108                  | 101                | 80                    |
| 福 建 省 Fuchien Prov.            | 1,169                          | 23                          | 166                                   | 78                 | 65                   | 33                 | 89                    |
| 金門縣 Kinmen C.                  | 1,029                          | 22                          | 144                                   | 65                 | 60                   | 28                 | 79                    |
| 連江縣 Lienchiang C.              | 140                            | 1                           | 22                                    | 13                 | 5                    | 5                  | 10                    |

TABLE 11. MIGRATION REGISTRATION OF RESIDENT POPULATION OF THE YEAR - BY LOCALITY(CONT.)

2. MALE

Unit : Persons

| 遷出<br>Emigrants / Out-migrants        |                         |                |  |   |                           |              | 住址變更<br>Change Residence |                        |
|---------------------------------------|-------------------------|----------------|--|---|---------------------------|--------------|--------------------------|------------------------|
| 往他省(市)<br>To Other Provinces (Cities) |                         |                | 往本省<br>他縣市<br>Other C.<br>& City<br>of Prov. | 往本縣<br>市他鄉<br>鎮市區<br>Other Town-<br>ship, City<br>& Dist. | 廢止戶籍<br>Cancelled<br>Reg. | 其他<br>Others | 遷入<br>In-<br>migrants    | 遷出<br>Out-<br>migrants |
| 臺灣省<br>Taiwan<br>Prov.                | 福建省<br>Fuchien<br>Prov. | 其他省市<br>Others |  |   |                           |              |                          |                        |
| 16,653                                | 1,925                   | —              | 11,501                                       | 75,608  | 41                        | 38           | 82,156                   | 82,156                 |
| 6,222                                 | 533                     | —              | —  | 10,552  | 6                         | 4            | 16,246                   | 16,246                 |
| 2,945                                 | 172                     | —              | —  | 7,463   | 18                        | 9            | 8,118                    | 8,118                  |
| 3,318                                 | 204                     | —              | —  | 11,688  | 2                         | 7            | 10,285                   | 10,285                 |
| 1,306                                 | 114                     | —              | —  | 8,090   | 1                         | 1            | 6,356                    | 6,356                  |
| 2,625                                 | 219                     | —              | —  | 13,465  | 4                         | 1            | 9,888                    | 9,888                  |
| —                                     | 683                     | —              | 11,500                                       | 23,873  | 10                        | 16           | 30,957                   | 30,957                 |
| —                                     | 29                      | —              | 452  | 1,718   | 2                         | 1            | 1,513                    | 1,513                  |
| —                                     | 305                     | —              | 2,050  | 6,991   | 1                         | 3            | 9,320                    | 9,320                  |
| —                                     | 19                      | —              | 1,229  | 1,155   | 2                         | —            | 1,995                    | 1,995                  |
| —                                     | 23                      | —              | 608  | 1,026   | —                         | 1            | 1,718                    | 1,718                  |
| —                                     | 43                      | —              | 893  | 3,071   | 1                         | —            | 3,503                    | 3,503                  |
| —                                     | 36                      | —              | 476  | 896   | 1                         | —            | 1,573                    | 1,573                  |
| —                                     | 26                      | —              | 698  | 1,259   | —                         | —            | 1,733                    | 1,733                  |
| —                                     | 19                      | —              | 1,157  | 704   | —                         | —            | 775                      | 775                    |
| —                                     | 63                      | —              | 545  | 2,067   | 1                         | 2            | 2,305                    | 2,305                  |
| —                                     | 9                       | —              | 386  | 454   | —                         | —            | 885                      | 885                    |
| —                                     | 24                      | —              | 542  | 1,467   | —                         | 1            | 1,326                    | 1,326                  |
| —                                     | 4                       | —              | 157  | 169   | —                         | 1            | 366                      | 366                    |
| —                                     | 31                      | —              | 334  | 1,167   | 1                         | 1            | 1,153                    | 1,153                  |
| —                                     | 38                      | —              | 1,107  | 1,221   | 1                         | 6            | 1,655                    | 1,655                  |
| —                                     | 14                      | —              | 866  | 508   | —                         | —            | 1,137                    | 1,137                  |
| 237                                   | —                       | —              | 1  | 477   | —                         | —            | 306                      | 306                    |
| 185                                   | —                       | —              | —  | 446   | —                         | —            | 270                      | 270                    |
| 52                                    | —                       | —              | 1  | 31  | —                         | —            | 36                       | 36                     |



表11. 現住人口遷入遷出登記年累計—按區域別分(續)

單位：人

3. 女性

| 區域別<br>Locality                | 遷入<br>Immigrants / In-migrants |                               |   |                    |                      |                    |                       |
|--------------------------------|--------------------------------|-------------------------------|---|--------------------|----------------------|--------------------|-----------------------|
|                                | 合計<br>Total                    | 自外國<br>From Foreign Countries | 自他省(市)<br>From Other Provinces (Cities) |                    |                      |                    |                       |
|                                |                                |                               | 新北市<br>New Taipei City                  | 臺北市<br>Taipei City | 臺中市<br>Taichung City | 臺南市<br>Tainan City | 高雄市<br>Kaohsiung City |
| 一〇二一年一至四月<br>Jan. - Apr., 2013 | 185,485                        | 6,440                         | 16,526                                  | 11,669             | 6,632                | 4,229              | 6,560                 |
| 新 北 市 New Taipei City          | 31,366                         | 1,394                         | —                                       | 7,242              | 815                  | 502                | 735                   |
| 臺 北 市 Taipei City              | 24,770                         | 2,201                         | 7,635                                   | —                  | 709                  | 354                | 601                   |
| 臺 中 市 Taichung City            | 23,698                         | 566                           | 849                                     | 542                | —                    | 445                | 607                   |
| 臺 南 市 Tainan City              | 15,122                         | 276                           | 476                                     | 258                | 418                  | —                  | 1,446                 |
| 高 雄 市 Kaohsiung City           | 23,426                         | 614                           | 581                                     | 458                | 483                  | 1,253              | —                     |
| 臺 灣 省 Taiwan Prov.             | 64,964                         | 1,381                         | 6,437                                   | 3,004              | 4,053                | 1,586              | 3,025                 |
| 宜蘭縣 Yilan C.                   | 3,564                          | 62                            | 421                                     | 305                | 72                   | 35                 | 45                    |
| 桃園縣 Taoyuan C.                 | 17,141                         | 448                           | 2,787                                   | 1,111              | 453                  | 301                | 424                   |
| 新竹縣 Hsinchu C.                 | 4,243                          | 80                            | 231                                     | 165                | 198                  | 79                 | 148                   |
| 苗栗縣 Miaoli C.                  | 3,342                          | 58                            | 247                                     | 108                | 393                  | 49                 | 73                    |
| 彰化縣 Changhua C.                | 6,902                          | 125                           | 300                                     | 144                | 994                  | 133                | 173                   |
| 南投縣 Nantou C.                  | 2,990                          | 56                            | 138                                     | 82                 | 726                  | 56                 | 93                    |
| 雲林縣 Yunlin C.                  | 4,045                          | 65                            | 413                                     | 118                | 386                  | 134                | 165                   |
| 嘉義縣 Chiayi C.                  | 3,104                          | 32                            | 228                                     | 68                 | 150                  | 224                | 155                   |
| 屏東縣 Pingtung C.                | 5,125                          | 125                           | 200                                     | 112                | 148                  | 216                | 1,100                 |
| 臺東縣 Taitung C.                 | 1,455                          | 27                            | 133                                     | 69                 | 108                  | 51                 | 123                   |
| 花蓮縣 Hualien C.                 | 3,062                          | 49                            | 288                                     | 141                | 83                   | 28                 | 77                    |
| 澎湖縣 Penghu C.                  | 715                            | 3                             | 67                                      | 27                 | 44                   | 53                 | 204                   |
| 基隆市 Keelung City               | 2,986                          | 101                           | 662                                     | 316                | 51                   | 28                 | 48                    |
| 新竹市 Hsinchu City               | 3,920                          | 114                           | 232                                     | 169                | 159                  | 82                 | 116                   |
| 嘉義市 Chiayi City                | 2,370                          | 36                            | 90                                      | 69                 | 88                   | 117                | 81                    |
| 福 建 省 Fuchien Prov.            | 2,139                          | 8                             | 548                                     | 165                | 154                  | 89                 | 146                   |
| 金門縣 Kinmen C.                  | 1,935                          | 8                             | 489                                     | 139                | 145                  | 82                 | 135                   |
| 連江縣 Lienchiang C.              | 204                            | —                             | 59                                      | 26                 | 9                    | 7                  | 11                    |

TABLE 11. MIGRATION REGISTRATION OF RESIDENT POPULATION OF THE YEAR - BY LOCALITY(CONT.)

3. FEMALE

Unit : Persons

| 遷入<br>Immigrants / In-migrants          |                      |                |  |   |                        |              |
|---|----------------------|----------------|--|---|------------------------|--------------|
| 自他省(市)<br>From Other Provinces (Cities) |                      |                | 自本省<br>他縣市<br>Other C. & City of Prov. | 自本縣<br>市他鄉<br>鎮市區<br>Other Township, City & Dist. | 初設<br>戶籍<br>First Reg. | 其他<br>Others |
| 臺灣省<br>Taiwan Prov.                     | 福建省<br>Fuchien Prov. | 其他省市<br>Others |  |   |                        |              |
| 21,127                                  | 487                  | —              | 14,121                                 | 92,160  | 5,513                  | 21           |
| 6,546                                   | 146                  | —              | —                                      | 12,869  | 1,115                  | 2            |
| 3,609                                   | 53                   | —              | —                                      | 8,871   | 733                    | 4            |
| 5,361                                   | 44                   | —              | —                                      | 14,736  | 543                    | 5            |
| 1,786                                   | 29                   | —              | —                                      | 10,079  | 351                    | 3            |
| 3,223                                   | 37                   | —              | —                                      | 16,189  | 586                    | 2            |
| —                                       | 178                  | —              | 14,121                                 | 29,032  | 2,142                  | 5            |
| —                                       | 4                    | —              | 473                                    | 2,060   | 87                     | —            |
| —                                       | 91                   | —              | 2,576                                  | 8,356   | 593                    | 1            |
| —                                       | 7                    | —              | 1,790                                  | 1,394   | 150                    | 1            |
| —                                       | 6                    | —              | 926                                    | 1,334   | 148                    | —            |
| —                                       | 9                    | —              | 976                                    | 3,809   | 239                    | —            |
| —                                       | 7                    | —              | 637                                    | 1,084   | 110                    | 1            |
| —                                       | 4                    | —              | 938                                    | 1,676   | 146                    | —            |
| —                                       | 6                    | —              | 1,151                                  | 942   | 148                    | —            |
| —                                       | 12                   | —              | 554                                    | 2,480   | 176                    | 2            |
| —                                       | 7                    | —              | 391                                    | 508   | 38                     | —            |
| —                                       | 7                    | —              | 557                                    | 1,768   | 64                     | —            |
| —                                       | 1                    | —              | 134                                    | 167   | 15                     | —            |
| —                                       | 8                    | —              | 322                                    | 1,359   | 91                     | —            |
| —                                       | 9                    | —              | 1,472                                  | 1,476   | 91                     | —            |
| —                                       | —                    | —              | 1,224                                  | 619   | 46                     | —            |
| 602                                     | —                    | —              | —                                      | 384   | 43                     | —            |
| 522                                     | —                    | —              | —                                      | 377   | 38                     | —            |
| 80                                      | —                    | —              | —                                      | 7   | 5                      | —            |

表11. 現住人口遷入遷出登記年累計—按區域別分(續)

單位：人

3. 女性

| 區域別<br>Locality                | 遷出<br>Emigrants / Out-migrants |                             |                                       |                    |                      |                    |                       |
|--------------------------------|--------------------------------|-----------------------------|---------------------------------------|--------------------|----------------------|--------------------|-----------------------|
|                                | 合計<br>Total                    | 往外國<br>To Foreign Countries | 往他省(市)<br>To Other Provinces (Cities) |                    |                      |                    |                       |
|                                |                                |                             | 新北市<br>New Taipei City                | 臺北市<br>Taipei City | 臺中市<br>Taichung City | 臺南市<br>Tainan City | 高雄市<br>Kaohsiung City |
| 一〇二一年一至四月<br>Jan. - Apr., 2013 | 182,346                        | 8,761                       | 15,984                                | 12,958             | 7,842                | 4,409              | 6,035                 |
| 新 北 市 New Taipei City          | 31,067                         | 1,663                       | —                                     | 7,633              | 848                  | 474                | 581                   |
| 臺 北 市 Taipei City              | 23,505                         | 2,949                       | 7,241                                 | —                  | 541                  | 256                | 458                   |
| 臺 中 市 Taichung City            | 22,147                         | 774                         | 815                                   | 709                | —                    | 418                | 483                   |
| 臺 南 市 Tainan City              | 14,781                         | 466                         | 502                                   | 354                | 445                  | —                  | 1,253                 |
| 高 雄 市 Kaohsiung City           | 23,726                         | 964                         | 735                                   | 601                | 605                  | 1,446              | —                     |
| 臺 灣 省 Taiwan Prov.             | 66,239                         | 1,935                       | 6,545                                 | 3,608              | 5,359                | 1,786              | 3,223                 |
| 宜蘭縣 Yilan C.                   | 3,605                          | 82                          | 451                                   | 285                | 106                  | 30                 | 55                    |
| 桃園縣 Taoyuan C.                 | 16,249                         | 608                         | 2,389                                 | 1,164              | 486                  | 243                | 379                   |
| 新竹縣 Hsinchu C.                 | 3,664                          | 106                         | 204                                   | 148                | 180                  | 45                 | 70                    |
| 苗栗縣 Miaoli C.                  | 3,222                          | 98                          | 235                                   | 178                | 459                  | 49                 | 57                    |
| 彰化縣 Changhua C.                | 7,828                          | 179                         | 426                                   | 266                | 1,537                | 158                | 165                   |
| 南投縣 Nantou C.                  | 3,222                          | 93                          | 207                                   | 111                | 929                  | 71                 | 79                    |
| 雲林縣 Yunlin C.                  | 4,500                          | 86                          | 539                                   | 206                | 543                  | 178                | 198                   |
| 嘉義縣 Chiayi C.                  | 3,789                          | 51                          | 244                                   | 107                | 252                  | 363                | 207                   |
| 屏東縣 Pingtung C.                | 5,612                          | 176                         | 260                                   | 143                | 215                  | 267                | 1,402                 |
| 臺東縣 Taitung C.                 | 1,601                          | 39                          | 164                                   | 72                 | 126                  | 69                 | 128                   |
| 花蓮縣 Hualien C.                 | 3,212                          | 63                          | 342                                   | 158                | 113                  | 62                 | 83                    |
| 澎湖縣 Penghu C.                  | 623                            | 3                           | 59                                    | 33                 | 37                   | 39                 | 161                   |
| 基隆市 Keelung City               | 3,209                          | 129                         | 702                                   | 464                | 94                   | 29                 | 63                    |
| 新竹市 Hsinchu City               | 3,634                          | 159                         | 191                                   | 185                | 140                  | 61                 | 73                    |
| 嘉義市 Chiayi City                | 2,269                          | 63                          | 132                                   | 88                 | 142                  | 122                | 103                   |
| 福 建 省 Fuchien Prov.            | 881                            | 10                          | 146                                   | 53                 | 44                   | 29                 | 37                    |
| 金門縣 Kinmen C.                  | 818                            | 9                           | 134                                   | 48                 | 43                   | 26                 | 34                    |
| 連江縣 Lienchiang C.              | 63                             | 1                           | 12                                    | 5                  | 1                    | 3                  | 3                     |

TABLE 11. MIGRATION REGISTRATION OF RESIDENT POPULATION OF THE YEAR - BY LOCALITY(CONT.)

3. FEMALE

Unit : Persons

| 遷出<br>Emigrants / Out-migrants        |                         |                |  |   |                           |              | 住址變更<br>Change Residence |                        |
|---------------------------------------|-------------------------|----------------|--|---|---------------------------|--------------|--------------------------|------------------------|
| 往他省(市)<br>To Other Provinces (Cities) |                         |                | 往本省<br>他縣市<br>Other C.<br>& City<br>of Prov. | 往本縣<br>市他鄉<br>鎮市區<br>Other Town-<br>ship, City<br>& Dist. | 廢止戶籍<br>Cancelled<br>Reg. | 其他<br>Others | 遷入<br>In-<br>migrants    | 遷出<br>Out-<br>migrants |
| 臺灣省<br>Taiwan<br>Prov.                | 福建省<br>Fuchien<br>Prov. | 其他省市<br>Others |  |   |                           |              |                          |                        |
| 18,279                                | 1,704                   | —              | 14,120                                       | 92,147  | 52                        | 55           | 92,334                   | 92,334                 |
| 6,437                                 | 548                     | —              | —  | 12,867  | 8                         | 8            | 18,402                   | 18,402                 |
| 3,002                                 | 165                     | —              | —  | 8,871   | 17                        | 5            | 9,257                    | 9,257                  |
| 4,053                                 | 154                     | —              | —  | 14,733  | 4                         | 4            | 11,147                   | 11,147                 |
| 1,585                                 | 89                      | —              | —  | 10,079  | 1                         | 7            | 7,062                    | 7,062                  |
| 3,024                                 | 146                     | —              | —  | 16,188  | 9                         | 8            | 11,242                   | 11,242                 |
| —                                     | 602                     | —              | 14,120                                       | 29,025  | 13                        | 23           | 34,984                   | 34,984                 |
| —                                     | 19                      | —              | 513  | 2,060   | 3                         | 1            | 1,804                    | 1,804                  |
| —                                     | 309                     | —              | 2,311  | 8,355   | 2                         | 3            | 10,308                   | 10,308                 |
| —                                     | 25                      | —              | 1,487  | 1,394   | —                         | 5            | 2,246                    | 2,246                  |
| —                                     | 14                      | —              | 797  | 1,334   | 1                         | —            | 1,904                    | 1,904                  |
| —                                     | 27                      | —              | 1,261  | 3,806   | 2                         | 1            | 3,983                    | 3,983                  |
| —                                     | 16                      | —              | 632  | 1,084   | —                         | —            | 1,849                    | 1,849                  |
| —                                     | 25                      | —              | 1,050  | 1,673   | 2                         | —            | 1,984                    | 1,984                  |
| —                                     | 15                      | —              | 1,606  | 942   | —                         | 2            | 909                      | 909                    |
| —                                     | 39                      | —              | 629  | 2,480   | 1                         | —            | 2,659                    | 2,659                  |
| —                                     | 10                      | —              | 485  | 508   | —                         | —            | 1,043                    | 1,043                  |
| —                                     | 23                      | —              | 599  | 1,768   | —                         | 1            | 1,483                    | 1,483                  |
| —                                     | 5                       | —              | 118  | 167   | —                         | 1            | 359                      | 359                    |
| —                                     | 32                      | —              | 333  | 1,359   | 1                         | 3            | 1,171                    | 1,171                  |
| —                                     | 32                      | —              | 1,312  | 1,476   | —                         | 5            | 1,856                    | 1,856                  |
| —                                     | 11                      | —              | 987  | 619   | 1                         | 1            | 1,426                    | 1,426                  |
| 178                                   | —                       | —              | —  | 384   | —                         | —            | 240                      | 240                    |
| 147                                   | —                       | —              | —  | 377   | —                         | —            | 218                      | 218                    |
| 31                                    | —                       | —              | —  | 7   | —                         | —            | 22                       | 22                     |

表12. 現住原住民人口數－按月別分

單位：人

| 年(月)底別<br>End of Year (Month)    | 總計<br>Grand total |                |                | 平地             |
|----------------------------------|-------------------|----------------|----------------|----------------|
|                                  | 合計<br>Total       | 男性<br>Male     | 女性<br>Female   | 合計<br>Total    |
| 九十三年 2004                        | 454,951           | 228,104        | 226,847        | 213,755        |
| 九十四年 2005                        | 464,961           | 231,961        | 233,000        | 218,641        |
| 九十五年 2006                        | 474,919           | 236,000        | 238,919        | 223,612        |
| 九十六年 2007                        | 484,174           | 239,832        | 244,342        | 227,960        |
| 九十七年 2008                        | 494,107           | 243,997        | 250,110        | 232,762        |
| 九十八年 2009                        | 504,531           | 248,321        | 256,210        | 237,815        |
| 九十九年 2010                        | 512,701           | 251,679        | 261,022        | 241,514        |
| 一〇〇年 2011                        | 519,984           | 254,704        | 265,280        | 244,758        |
| 一〇一年 2012                        | 527,250           | 257,888        | 269,362        | 248,042        |
| 四月 Apr.                          | 522,245           | 255,719        | 266,526        | 245,820        |
| 五月 May                           | 522,942           | 256,008        | 266,934        | 246,161        |
| 六月 June                          | 523,498           | 256,279        | 267,219        | 246,407        |
| 七月 July                          | 524,059           | 256,523        | 267,536        | 246,657        |
| 八月 Aug.                          | 524,854           | 256,848        | 268,006        | 247,006        |
| 九月 Sept.                         | 525,539           | 257,154        | 268,385        | 247,304        |
| 十月 Oct.                          | 526,148           | 257,409        | 268,739        | 247,541        |
| 十一月 Nov.                         | 526,720           | 257,650        | 269,070        | 247,784        |
| 十二月 Dec.                         | 527,250           | 257,888        | 269,362        | 248,042        |
| <b>一〇二年 2013</b>                 | <b>529,281</b>    | <b>258,719</b> | <b>270,562</b> | <b>248,939</b> |
| 一月 Jan.                          | 527,767           | 258,113        | 269,654        | 248,248        |
| 二月 Feb.                          | 528,232           | 258,300        | 269,932        | 248,480        |
| 三月 Mar.                          | 528,799           | 258,532        | 270,267        | 248,725        |
| 四月 Apr.                          | 529,281           | 258,719        | 270,562        | 248,939        |
| 較上月增減(%)<br>VS. with Last Month  | 0.09              | 0.07           | 0.11           | 0.09           |
| 較上年同月增減(%)<br>VS. with Last Year | 1.35              | 1.17           | 1.51           | 1.27           |

資料來源：本部戶政司。

TABLE 12. INDIGENOUS PEOPLE - BY MONTH

Unit : Persons

| 原住民<br>Plain-land Indigenous People |                | 山地原住民<br>Mountain Indigenous People |                |                |
|-------------------------------------|----------------|-------------------------------------|----------------|----------------|
| 男性<br>Male                          | 女性<br>Female   | 合計<br>Total                         | 男性<br>Male     | 女性<br>Female   |
| 108,730                             | 105,025        | 241,196                             | 119,374        | 121,822        |
| 110,620                             | 108,021        | 246,320                             | 121,341        | 124,979        |
| 112,662                             | 110,950        | 251,307                             | 123,338        | 127,969        |
| 114,371                             | 113,589        | 256,214                             | 125,461        | 130,753        |
| 116,328                             | 116,434        | 261,345                             | 127,669        | 133,676        |
| 118,365                             | 119,450        | 266,716                             | 129,956        | 136,760        |
| 119,836                             | 121,678        | 271,187                             | 131,843        | 139,344        |
| 121,185                             | 123,573        | 275,226                             | 133,519        | 141,707        |
| 122,653                             | 125,389        | 279,208                             | 135,235        | 143,973        |
| 121,657                             | 124,163        | 276,425                             | 134,062        | 142,363        |
| 121,825                             | 124,336        | 276,781                             | 134,183        | 142,598        |
| 121,959                             | 124,448        | 277,091                             | 134,320        | 142,771        |
| 122,061                             | 124,596        | 277,402                             | 134,462        | 142,940        |
| 122,200                             | 124,806        | 277,848                             | 134,648        | 143,200        |
| 122,337                             | 124,967        | 278,235                             | 134,817        | 143,418        |
| 122,433                             | 125,108        | 278,607                             | 134,976        | 143,631        |
| 122,532                             | 125,252        | 278,936                             | 135,118        | 143,818        |
| 122,653                             | 125,389        | 279,208                             | 135,235        | 143,973        |
| <b>122,987</b>                      | <b>125,952</b> | <b>280,342</b>                      | <b>135,732</b> | <b>144,610</b> |
| 122,745                             | 125,503        | 279,519                             | 135,368        | 144,151        |
| 122,833                             | 125,647        | 279,752                             | 135,467        | 144,285        |
| 122,920                             | 125,805        | 280,074                             | 135,612        | 144,462        |
| 122,987                             | 125,952        | 280,342                             | 135,732        | 144,610        |
| 0.05                                | 0.12           | 0.10                                | 0.09           | 0.10           |
| 1.09                                | 1.44           | 1.42                                | 1.25           | 1.58           |

Source : Dept. of Household Registration Affairs, MOI.

表13. 現住原住民人口數—按區域別分

單位：人

| 區域別<br>Locality              | 總計<br>Grand Total |            |              | 平地<br>Total |
|------------------------------|-------------------|------------|--------------|-------------|
|                              | 合計<br>Total       | 男性<br>Male | 女性<br>Female | 合計<br>Total |
| 一〇二年四月底<br>End of Apr., 2013 | 529,281           | 258,719    | 270,562      | 248,939     |
| 新北市 New Taipei City          | 52,283            | 24,302     | 27,981       | 36,234      |
| 臺北市 Taipei City              | 14,910            | 6,351      | 8,559        | 9,051       |
| 臺中市 Taichung City            | 30,021            | 13,855     | 16,166       | 11,956      |
| 臺南市 Tainan City              | 6,552             | 2,718      | 3,834        | 2,913       |
| 高雄市 Kaohsiung City           | 31,411            | 14,813     | 16,598       | 11,352      |
| 臺灣省 Taiwan Prov.             | 393,243           | 196,212    | 197,031      | 176,948     |
| 宜蘭縣 Yilan C.                 | 15,956            | 7,936      | 8,020        | 2,241       |
| 桃園縣 Taoyuan C.               | 63,233            | 30,406     | 32,827       | 34,749      |
| 新竹縣 Hsinchu C.               | 20,398            | 10,122     | 10,276       | 2,555       |
| 苗栗縣 Miaoli C.                | 10,849            | 5,278      | 5,571        | 4,353       |
| 彰化縣 Changhua C.              | 5,148             | 2,268      | 2,880        | 2,607       |
| 南投縣 Nantou C.                | 28,479            | 14,380     | 14,099       | 1,457       |
| 雲林縣 Yunlin C.                | 2,046             | 785        | 1,261        | 1,043       |
| 嘉義縣 Chiayi C.                | 5,654             | 2,721      | 2,933        | 712         |
| 屏東縣 Pingtung C.              | 57,471            | 28,645     | 28,826       | 4,049       |
| 臺東縣 Taitung C.               | 79,445            | 41,244     | 38,201       | 57,545      |
| 花蓮縣 Hualien C.               | 90,989            | 46,047     | 44,942       | 55,959      |
| 澎湖縣 Penghu C.                | 374               | 163        | 211          | 182         |
| 基隆市 Keelung City             | 8,868             | 4,357      | 4,511        | 7,598       |
| 新竹市 Hsinchu City             | 3,406             | 1,475      | 1,931        | 1,627       |
| 嘉義市 Chiayi City              | 927               | 385        | 542          | 271         |
| 福建省 Fuchien Prov.            | 861               | 468        | 393          | 485         |
| 金門縣 Kinmen C.                | 705               | 371        | 334          | 403         |
| 連江縣 Lienchiang C.            | 156               | 97         | 59           | 82          |

資料來源：本部戶政司。

TABLE 13. INDIGENOUS PEOPLE - BY LOCALITY

Unit : Persons

| 原住民<br>Plain-land Indigenous People |              | 山地原住民<br>Mountain Indigenous People |            |              |
|-------------------------------------|--------------|-------------------------------------|------------|--------------|
| 男性<br>Male                          | 女性<br>Female | 合計<br>Total                         | 男性<br>Male | 女性<br>Female |
| 122,987                             | 125,952      | 280,342                             | 135,732    | 144,610      |
| 17,280                              | 18,954       | 16,049                              | 7,022      | 9,027        |
| 3,997                               | 5,054        | 5,859                               | 2,354      | 3,505        |
| 5,754                               | 6,202        | 18,065                              | 8,101      | 9,964        |
| 1,218                               | 1,695        | 3,639                               | 1,500      | 2,139        |
| 5,309                               | 6,043        | 20,059                              | 9,504      | 10,555       |
| 89,172                              | 87,776       | 216,295                             | 107,040    | 109,255      |
| 1,029                               | 1,212        | 13,715                              | 6,907      | 6,808        |
| 17,141                              | 17,608       | 28,484                              | 13,265     | 15,219       |
| 1,156                               | 1,399        | 17,843                              | 8,966      | 8,877        |
| 2,169                               | 2,184        | 6,496                               | 3,109      | 3,387        |
| 1,193                               | 1,414        | 2,541                               | 1,075      | 1,466        |
| 636                                 | 821          | 27,022                              | 13,744     | 13,278       |
| 409                                 | 634          | 1,003                               | 376        | 627          |
| 270                                 | 442          | 4,942                               | 2,451      | 2,491        |
| 1,891                               | 2,158        | 53,422                              | 26,754     | 26,668       |
| 30,044                              | 27,501       | 21,900                              | 11,200     | 10,700       |
| 28,447                              | 27,512       | 35,030                              | 17,600     | 17,430       |
| 76                                  | 106          | 192                                 | 87         | 105          |
| 3,829                               | 3,769        | 1,270                               | 528        | 742          |
| 771                                 | 856          | 1,779                               | 704        | 1,075        |
| 111                                 | 160          | 656                                 | 274        | 382          |
| 257                                 | 228          | 376                                 | 211        | 165          |
| 209                                 | 194          | 302                                 | 162        | 140          |
| 48                                  | 34           | 74                                  | 49         | 25           |

Source : Dept. of Household Registration Affairs, MOI.

表14. 戶政管理服務案件

單位：件；人

| 年(月)別<br>Year(Month)             | 違反戶籍法令件數<br>Offense Cases of Household Registration Law |                                   |                                   |                                      |  |   |                                      |  |  |                                      |
|----------------------------------|---|-----------------------------------|-----------------------------------|--------------------------------------|--|---|--------------------------------------|--|--|--------------------------------------|
|                                  | 合計<br>Total   | 逾期申報出生登記<br>Not Register of Birth | 逾期申報死亡登記<br>Not Register of Death | 逾期申報認領登記<br>Not Register of Identity | 逾期申報收養(終止收養)登記<br>Not Register of Adoption | 逾期申報結婚(離婚)登記<br>Not Register of Marriage, Divorce | 逾期申報監護登記<br>Not Register of Guardian | 虛報遷入(出)登記<br>False Register of Migration | 逾期申報遷入(出)登記<br>Not Register of Migration | 逾期申報初設戶籍登記<br>Not First Registration |
| 九十三年 2004                        | 47,488  | 13,136                            | 2,815                             | 29                                   | 103  | 18,712  | 117                                  | 747                                      | 11,368                                   | 3                                    |
| 九十四年 2005                        | 58,616  | 16,378                            | 3,423                             | 22                                   | 116  | 20,358  | 571                                  | 962                                      | 16,201                                   | 21                                   |
| 九十五年 2006                        | 85,772  | 20,816                            | 3,696                             | 23                                   | 228  | 27,531  | 338                                  | 1,324                                    | 31,025                                   | 9                                    |
| 九十六年 2007                        | 76,962  | 22,489                            | 4,401                             | 13                                   | 150  | 22,566  | 585                                  | 1,381                                    | 24,851                                   | 11                                   |
| 九十七年 2008                        | 52,858  | 10,552                            | 3,957                             | 44                                   | 192  | 16,756  | 361                                  | 721                                      | 19,607                                   | 33                                   |
| 九十八年 2009                        | 25,068  | 1,863                             | 3,397                             | 20                                   | 190  | 3,306   | 355                                  | 589                                      | 14,663                                   | 54                                   |
| 九十九年 2010                        | 17,185  | 1,912                             | 2,991                             | 19                                   | 176  | 2,232   | 317                                  | 427                                      | 8,253                                    | 47                                   |
| 一〇〇年 2011                        | 12,658  | 1,316                             | 2,280                             | 12                                   | 126  | 1,571   | 251                                  | 327                                      | 5,703                                    | 33                                   |
| 一〇一年 2012                        | 10,983  | 1,022                             | 2,003                             | 16                                   | 150  | 1,171   | 221                                  | 213                                      | 5,248                                    | 33                                   |
| 四月 Apr.                          | 927   | 83                                | 176                               | —                                    | 7  | 104   | 17                                   | 24                                       | 427                                      | 2                                    |
| 五月 May                           | 1,019   | 76                                | 214                               | 1                                    | 19   | 127   | 20                                   | 9  | 475                                      | 2                                    |
| 六月 June                          | 831   | 82                                | 148                               | 1                                    | 10   | 93  | 17                                   | 14                                       | 400                                      | —                                    |
| 七月 July                          | 900   | 76                                | 171                               | 3                                    | 8  | 102   | 19                                   | 24                                       | 428                                      | —                                    |
| 八月 Aug.                          | 947   | 91                                | 158                               | 4                                    | 18   | 84  | 24                                   | 16                                       | 465                                      | 6                                    |
| 九月 Sept.                         | 918   | 85                                | 153                               | —                                    | 11   | 90  | 20                                   | 18                                       | 462                                      | 3                                    |
| 十月 Oct.                          | 963   | 101                               | 166                               | —                                    | 11   | 88  | 16                                   | 12                                       | 482                                      | 2                                    |
| 十一月 Nov.                         | 890   | 78                                | 130                               | —                                    | 12   | 88  | 11                                   | 12                                       | 487                                      | 3                                    |
| 十二月 Dec.                         | 790   | 88                                | 116                               | 1                                    | 13   | 82  | 5                                    | 7  | 410                                      | 3                                    |
| 一〇二年 2013                        | 3,350   | 364                               | 560                               | 1                                    | 25   | 346   | 56                                   | 128                                      | 1,576                                    | 17                                   |
| 一月 Jan.                          | 916   | 95                                | 121                               | —                                    | 8  | 104   | 18                                   | 43                                       | 456                                      | 5                                    |
| 二月 Feb.                          | 671   | 93                                | 108                               | —                                    | 4  | 65  | 11                                   | 11                                       | 307                                      | 8                                    |
| 三月 Mar.                          | 899   | 87                                | 174                               | 1                                    | 4  | 82  | 16                                   | 36                                       | 429                                      | 4                                    |
| 四月 Apr.                          | 864   | 89                                | 157                               | —                                    | 9  | 95  | 11                                   | 38                                       | 384                                      | —                                    |
| 較上月增減(%)<br>VS. with Last Month  | -3.89   | 2.30                              | -9.77                             | -100.00                              | 125.00                                     | 15.85   | -31.25                               | 5.56                                     | -10.49                                   | -100.00                              |
| 較上年同月增減(%)<br>VS. with Last Year | -6.80   | 7.23                              | -10.80                            | —                                    | 28.57                                      | -8.65   | -35.29                               | 58.33                                    | -10.07                                   | -100.00                              |

資料來源：本部戶政司與直轄市及縣(市)政府。  
 說明：1. 97年5月23日修正出生登記期間由30日延長為60日及結婚登記由儀式婚修正為登記婚，致97年6月起逾期申報出生登記及逾期申報結婚(離婚)登記件數驟減。  
 2. 98年3月起因遷入(出)登記申報程序簡化，致逾期申報遷入(出)登記件數驟減。

TABLE 14. OFFENSE AND SERVICE CASES OF POPULATION ADMINISTRATION

Unit : Cases; Persons

| 無戶籍人口<br>Resident Not Registered | 重複戶籍<br>Register Reduplicated | 未接受戶籍校正<br>Not Correct Register | 其他逾期申報事項變更登記<br>Others | 便民服務件數<br>Service Cases |                                  |                             |                          |              | 未領(換)國民身分證(人)<br>Not Having Identity Card (Persons) | 設置服務窗口數(件)<br>Located Service Window (Cases) | 填發一次告知單數(件)<br>Filled Once Notification (Cases) |
|----------------------------------|-------------------------------|---------------------------------|------------------------|-------------------------|----------------------------------|-----------------------------|--------------------------|--------------|---|--|---|
|                                  |                               |                                 |                        | 合計<br>Total             | 電話申請戶籍資料<br>Applied by Telephone | 通信申請戶籍資料<br>Applied by Mail | 派員到家辦理服務<br>Home Service | 其他<br>Others |   |  |   |
| 9                                | 7                             | 49                              | 393                    | 215,829                 | 24,258                           | 135,439                     | 9,040                    | 47,092       | 16,033  | 38,034                                       | 320,215   |
| 8                                | 13                            | 74                              | 469                    | 206,432                 | 21,516                           | 127,691                     | 8,635                    | 48,590       | 16,273  | 37,429                                       | 275,641   |
| 60                               | 7                             | 53                              | 662                    | 230,016                 | 19,092                           | 95,435                      | 82,652                   | 32,837       | 422,250   | 37,508                                       | 183,423   |
| 1                                | 29                            | 41                              | 444                    | 234,175                 | 17,454                           | 119,949                     | 20,310                   | 76,462       | 351,233   | 37,426                                       | 202,462   |
| 4                                | 77                            | 15                              | 539                    | 449,169                 | 16,615                           | 53,523                      | 12,108                   | 366,923      | 315,311   | 37,897                                       | 229,086   |
| 12                               | 106                           | 2                               | 511                    | 176,543                 | 18,893                           | 55,682                      | 11,012                   | 90,956       | 314,320   | 37,224                                       | 204,117   |
| 12                               | 46                            | 3                               | 750                    | 141,368                 | 18,468                           | 51,798                      | 12,495                   | 58,607       | 306,110   | 37,990                                       | 196,235   |
| 6                                | 49                            | 1                               | 983                    | 194,847                 | 19,145                           | 46,720                      | 12,475                   | 116,507      | 287,533   | 38,442                                       | 208,294   |
| 12                               | 23                            | 1                               | 870                    | 306,770                 | 17,165                           | 44,082                      | 12,907                   | 232,616      | 291,112   | 38,962                                       | 225,786   |
| —                                | 7                             | —                               | 80                     | 26,490                  | 1,243                            | 3,294                       | 1,175                    | 20,778       | 21,038  | 3,224  | 18,232  |
| 1                                | 1                             | —                               | 74                     | 51,462                  | 1,420                            | 4,021                       | 1,258                    | 44,763       | 23,691  | 3,233  | 19,311  |
| —                                | —                             | —                               | 66                     | 19,627                  | 1,445                            | 3,730                       | 1,002                    | 13,450       | 23,547  | 3,220  | 17,409  |
| —                                | —                             | —                               | 69                     | 20,516                  | 1,404                            | 3,695                       | 1,094                    | 14,323       | 20,909  | 3,213  | 19,973  |
| 9                                | —                             | —                               | 72                     | 25,827                  | 1,594                            | 3,704                       | 1,101                    | 19,428       | 20,754  | 3,316  | 20,675  |
| —                                | 1                             | 1                               | 74                     | 24,307                  | 1,716                            | 3,710                       | 963                      | 17,918       | 24,129  | 3,263  | 17,950  |
| —                                | 4                             | —                               | 81                     | 23,248                  | 1,333                            | 3,809                       | 1,143                    | 16,963       | 24,837  | 3,274  | 20,230  |
| —                                | 5                             | —                               | 64                     | 26,385                  | 1,291                            | 3,828                       | 1,049                    | 20,217       | 26,022  | 3,274  | 18,683  |
| 1                                | 1                             | —                               | 63                     | 25,301                  | 1,445                            | 3,303                       | 1,050                    | 19,503       | 28,424  | 3,284  | 17,689  |
| —                                | 7                             | —                               | 270                    | 119,042                 | 4,875                            | 13,650                      | 4,160                    | 96,357       | 97,331  | 13,041                                       | 78,411  |
| —                                | 2                             | —                               | 64                     | 26,364                  | 1,430                            | 3,987                       | 1,138                    | 19,809       | 26,467  | 3,261  | 20,431  |
| —                                | —                             | —                               | 64                     | 21,236                  | 973                              | 2,608                       | 775                      | 16,880       | 26,385  | 3,255  | 15,387  |
| —                                | 3                             | —                               | 63                     | 30,054                  | 1,331                            | 3,736                       | 1,140                    | 23,847       | 23,480  | 3,268  | 22,013  |
| —                                | 2                             | —                               | 79                     | 41,388                  | 1,141                            | 3,319                       | 1,107                    | 35,821       | 20,999  | 3,257  | 20,580  |
| —                                | -33.33                        | —                               | 25.40                  | 37.71                   | -14.27                           | -11.16                      | -2.89                    | 50.21        | -10.57  | -0.34  | -6.51   |
| —                                | -71.43                        | —                               | -1.25                  | 56.24                   | -8.21                            | 0.76                        | -5.79                    | 72.40        | -0.19   | 1.02   | 12.88   |

Source : Dept. of Household Registration Affairs, MOI and County, City Government.  
 Note : 1. The time limit of the birth registration extended from 30 days to 60 days and the marriage registration system revised from ceremonial verification to register application on 23 May 2008 resulted in a mass decrease of the cases of Not Register of Birth and Not Register of Marriage, Divorce from June 2008.  
 2. The cases of Not Register of Migration have been decreased since March 2009 due to the simplification of the migration registration procedure.

表15. 低收入戶戶數及人數

TABLE 15. HOUSEHOLDS AND PERSONS OF LOW-INCOME FAMILIES

| 年(季)底及區域別<br>End of Year (Quarter)<br>& Locality | 戶 數<br>Households   |               |               |  |  |  |
|--|---------------------|---------------|---------------|--|--|--|
|  | 合計(按戶長性別分)<br>Total |               |               | 第1款<br>(省、新北、<br>臺中、臺南)<br>第0類(臺北)<br>第1類(高雄)<br>Class 1 | 第2款<br>(省、新北、<br>臺中、臺南)<br>第1、2類(臺北)<br>第2類(高雄)<br>Class 2 | 第3款<br>(省、新北、<br>臺中、臺南)<br>第3、4類(臺北、<br>高雄)<br>Class 3 |
|  | 計<br>Total          | 男<br>Male     | 女<br>Female   |  |  |  |
| 九十三年 2004  | 82,783              | 44,606        | 38,177        | 3,665  | 21,220   | 57,898   |
| 九十四年 2005  | 84,823              | 45,634        | 39,189        | 4,049  | 20,445   | 60,329   |
| 九十五年 2006  | 89,900              | 49,755        | 40,145        | 4,214  | 21,073   | 64,613   |
| 九十六年 2007  | 90,682              | 50,593        | 40,089        | 4,207  | 21,025   | 65,450   |
| 九十七年 2008  | 93,032              | 53,021        | 40,011        | 4,308  | 21,324   | 67,400   |
| 九十八年 2009  | 105,265             | 60,982        | 44,283        | 4,253  | 23,447   | 77,565   |
| 九十九年 2010  | 112,200             | 65,575        | 46,625        | 4,085  | 24,201   | 83,914   |
| 一〇〇年 2011  | 128,237             | 74,638        | 53,599        | 4,253  | 26,999   | 96,985   |
| 一〇一年 2012  | 145,887             | 86,419        | 59,468        | 4,368  | 31,168   | 110,351  |
| 第一季 1st Qua.                                     | 130,428             | 77,365        | 53,063        | 4,423  | 28,626   | 97,379   |
| 第二季 2nd Qua.                                     | 137,497             | 81,624        | 55,873        | 4,416  | 29,867   | 103,214  |
| 第三季 3rd Qua.                                     | 141,767             | 84,024        | 57,743        | 4,398  | 30,624   | 106,745  |
| 第四季 4th Qua.                                     | 145,887             | 86,419        | 59,468        | 4,368  | 31,168   | 110,351  |
| <b>一〇二年 2013</b>                                 | <b>142,166</b>      | <b>84,574</b> | <b>57,592</b> | <b>4,666</b>   | <b>31,772</b>  | <b>105,728</b>   |
| 第一季 1st Qua.                                     | 142,166             | 84,574        | 57,592        | 4,666  | 31,772   | 105,728  |
| 新北市 New Taipei City                              | 22,560              | 12,830        | 9,730         | 124  | 2,035  | 20,401   |
| 臺北市 Taipei City                                  | 20,599              | 11,259        | 9,340         | 2,494  | 4,641  | 13,464   |
| 臺中市 Taichung City                                | 13,574              | 7,455         | 6,119         | 411  | 3,464  | 9,699  |
| 臺南市 Tainan City                                  | 10,568              | 6,660         | 3,908         | 626  | 3,246  | 6,696  |
| 高雄市 Kaohsiung City                               | 22,643              | 13,620        | 9,023         | 231  | 8,506  | 13,906   |
| 臺灣省 Taiwan Prov.                                 | 51,897              | 32,570        | 19,327        | 767  | 9,781  | 41,349   |
| 宜蘭縣 Yilan C.                                     | 3,048               | 1,803         | 1,245         | 29   | 419  | 2,600  |
| 桃園縣 Taoyuan C.                                   | 5,516               | 3,062         | 2,454         | 51   | 648  | 4,817  |
| 新竹縣 Hsinchu C.                                   | 1,912               | 1,218         | 694           | 44   | 382  | 1,486  |
| 苗栗縣 Miaoli C.                                    | 2,939               | 1,850         | 1,089         | 9  | 1,215  | 1,715  |
| 彰化縣 Changhua C.                                  | 5,499               | 3,590         | 1,909         | 3  | 89   | 5,407  |
| 南投縣 Nantou C.                                    | 3,673               | 2,357         | 1,316         | 13   | 232  | 3,428  |
| 雲林縣 Yunlin C.                                    | 5,474               | 3,645         | 1,829         | —  | 2,472  | 3,002  |
| 嘉義縣 Chiayi C.                                    | 1,760               | 1,236         | 524           | 16   | 200  | 1,544  |
| 屏東縣 Pingtung C.                                  | 7,379               | 5,002         | 2,377         | 45   | 712  | 6,622  |
| 臺東縣 Taitung C.                                   | 4,936               | 3,047         | 1,889         | 347  | 1,549  | 3,040  |
| 花蓮縣 Hualien C.                                   | 2,779               | 1,834         | 945           | 2  | 87   | 2,690  |
| 澎湖縣 Penghu C.                                    | 1,352               | 907           | 445           | 113  | 450  | 789  |
| 基隆市 Keelung City                                 | 3,121               | 1,587         | 1,534         | 11   | 563  | 2,547  |
| 新竹市 Hsinchu City                                 | 1,456               | 794           | 662           | 47   | 496  | 913  |
| 嘉義市 Chiayi City                                  | 1,053               | 638           | 415           | 37   | 267  | 749  |
| 福建省 Fuchien Prov.                                | 325                 | 180           | 145           | 13   | 99   | 213  |
| 金門縣 Kinmen C.                                    | 281                 | 152           | 129           | —  | 82   | 199  |
| 連江縣 Lienchiang C.                                | 44                  | 28            | 16            | 13   | 17   | 14   |

資料來源：直轄市、縣(市)政府。  
說明：100年起高雄市低收入戶新增第4類。

| 合 計<br>Total   | 人 數<br>Persons |                |              |  |  | 低收入戶<br>戶數占總<br>戶數比率<br>Rate of<br>Households<br>(%) | 低收入戶<br>人數占總<br>人口數<br>比率<br>Rate of<br>Persons<br>(%) |  |
|----------------|----------------|----------------|--------------|--|--|--|--|--|
|                | 合 計<br>Total   |                |              | 第1款(省、新北、<br>臺中、臺南)<br>第0類(臺北)<br>第1類(高雄)<br>Class 1 | 第2款(省、新北、<br>臺中、臺南)<br>第1、2類(臺北)<br>第2類(高雄)<br>Class 2 |  |  | 第3款(省、新北、<br>臺中、臺南)<br>第3、4類(臺北、<br>高雄)<br>Class 3 |
|                | 計<br>Total     | 男<br>Male      | 女<br>Female  |  |  |  |  |  |
| 204,216        | 101,366        | 102,850        | 4,014        | 46,659   | 153,543  | 1.15   | 0.90   |  |
| 211,292        | 104,745        | 106,547        | 4,394        | 46,973   | 159,925  | 1.16   | 0.93   |  |
| 218,166        | 108,097        | 110,069        | 4,472        | 47,168   | 166,526  | 1.22   | 0.95   |  |
| 220,990        | 110,639        | 110,351        | 4,461        | 46,776   | 169,753  | 1.21   | 0.96   |  |
| 223,697        | 113,281        | 110,416        | 4,540        | 46,748   | 172,409  | 1.22   | 0.97   |  |
| 256,342        | 130,515        | 125,827        | 4,451        | 50,811   | 201,080  | 1.35   | 1.11   |  |
| 273,361        | 140,672        | 132,689        | 4,271        | 51,788   | 217,302  | 1.41   | 1.18   |  |
| 314,282        | 160,644        | 153,638        | 4,482        | 56,295   | 253,505  | 1.59   | 1.35   |  |
| 357,436        | 182,332        | 175,104        | 4,583        | 63,976   | 288,877  | 1.78   | 1.53   |  |
| 316,869        | 163,582        | 153,287        | 4,649        | 59,211   | 253,009  | 1.61   | 1.36   |  |
| 337,908        | 173,236        | 164,672        | 4,694        | 62,042   | 271,172  | 1.69   | 1.45   |  |
| 351,870        | 180,701        | 171,169        | 4,684        | 63,946   | 283,240  | 1.74   | 1.51   |  |
| 357,436        | 182,332        | 175,104        | 4,583        | 63,976   | 288,877  | 1.78   | 1.53   |  |
| <b>345,365</b> | <b>177,141</b> | <b>168,224</b> | <b>4,860</b> | <b>62,745</b>  | <b>277,760</b>   | <b>1.73</b>  | <b>1.48</b>  |  |
| 345,365        | 177,141        | 168,224        | 4,860        | 62,745   | 277,760  | 1.73   | 1.48   |  |
| 57,721         | 28,863         | 28,858         | 130          | 4,356  | 53,235   | 1.54   | 1.46   |  |
| 49,856         | 24,960         | 24,896         | 2,602        | 8,981  | 38,273   | 2.02   | 1.86   |  |
| 36,095         | 17,727         | 18,368         | 430          | 8,075  | 27,590   | 1.53   | 1.34   |  |
| 25,580         | 13,257         | 12,323         | 651          | 5,677  | 19,252   | 1.61   | 1.36   |  |
| 56,027         | 28,507         | 27,520         | 239          | 16,592   | 39,196   | 2.16   | 2.02   |  |
| 119,382        | 63,485         | 55,897         | 795          | 18,833   | 99,754   | 1.68   | 1.29   |  |
| 7,063          | 3,646          | 3,417          | 30           | 853  | 6,180  | 1.91   | 1.54   |  |
| 14,819         | 7,427          | 7,392          | 51           | 1,425  | 13,343   | 0.78   | 0.73   |  |
| 5,205          | 2,674          | 2,531          | 44           | 870  | 4,291  | 1.12   | 0.99   |  |
| 7,118          | 3,804          | 3,314          | 9            | 2,357  | 4,752  | 1.64   | 1.26   |  |
| 9,940          | 5,585          | 4,355          | 3            | 180  | 9,757  | 1.47   | 0.77   |  |
| 8,019          | 4,293          | 3,726          | 13           | 393  | 7,613  | 2.10   | 1.54   |  |
| 12,106         | 6,484          | 5,622          | —            | 3,881  | 8,225  | 2.33   | 1.70   |  |
| 3,612          | 2,059          | 1,553          | 17           | 272  | 3,323  | 0.98   | 0.68   |  |
| 16,763         | 9,379          | 7,384          | 45           | 1,059  | 15,659   | 2.62   | 1.96   |  |
| 13,367         | 7,052          | 6,315          | 365          | 3,985  | 9,017  | 6.06   | 5.92   |  |
| 6,440          | 3,567          | 2,873          | 2            | 165  | 6,273  | 2.26   | 1.92   |  |
| 3,166          | 1,659          | 1,507          | 117          | 785  | 2,264  | 3.72   | 3.20   |  |
| 5,794          | 2,825          | 2,969          | 15           | 1,059  | 4,720  | 2.10   | 1.54   |  |
| 3,730          | 1,806          | 1,924          | 47           | 1,134  | 2,549  | 0.97   | 0.88   |  |
| 2,240          | 1,225          | 1,015          | 37           | 415  | 1,788  | 1.08   | 0.83   |  |
| 704            | 342            | 362            | 13           | 231  | 460  | 0.85   | 0.56   |  |
| 606            | 289            | 317            | —            | 185  | 421  | 0.79   | 0.53   |  |
| 98             | 53             | 45             | 13           | 46   | 39   | 1.87   | 0.85   |  |

Source: County and City Government.  
Note: Kaohsiung City's classification of the Households and Persons of Low-Income Families has added Type 4 since 2011.

表16. 中低收入戶戶數及人數

| 年(季)底及區域別<br>End of Year (Quarter)<br>& Locality | 戶 數 Households   |               |               |
|--|------------------|---------------|---------------|
|  | 合計(按戶長性別分) Total |               |               |
|  | 計 Total          | 男 Male        | 女 Female      |
| 一〇一年 2012  | 88,988           | 54,451        | 34,537        |
| 第一季 1st Qua.                                     | 56,426           | 34,654        | 21,772        |
| 第二季 2nd Qua.                                     | 70,939           | 43,671        | 27,268        |
| 第三季 3rd Qua.                                     | 82,251           | 50,567        | 31,684        |
| 第四季 4th Qua.                                     | 88,988           | 54,451        | 34,537        |
| <b>一〇二年 2013</b>                                 | <b>92,251</b>    | <b>56,405</b> | <b>35,846</b> |
| 第一季 1st Qua.                                     | 92,251           | 56,405        | 35,846        |
| 新 北 市 New Taipei City                            | 8,767            | 4,774         | 3,993         |
| 臺 北 市 Taipei City                                | 3,617            | 1,890         | 1,727         |
| 臺 中 市 Taichung City                              | 9,173            | 4,817         | 4,356         |
| 臺 南 市 Tainan City                                | 9,238            | 5,779         | 3,459         |
| 高 雄 市 Kaohsiung City                             | 20,603           | 12,868        | 7,735         |
| 臺 灣 省 Taiwan Prov.                               | 40,730           | 26,214        | 14,516        |
| 宜蘭縣 Yilan C.                                     | 1,712            | 1,021         | 691           |
| 桃園縣 Taoyuan C.                                   | 1,816            | 988           | 828           |
| 新竹縣 Hsinchu C.                                   | 665              | 390           | 275           |
| 苗栗縣 Miaoli C.                                    | 1,125            | 673           | 452           |
| 彰化縣 Changhua C.                                  | 8,923            | 6,086         | 2,837         |
| 南投縣 Nantou C.                                    | 4,249            | 2,540         | 1,709         |
| 雲林縣 Yunlin C.                                    | 1,982            | 1,409         | 573           |
| 嘉義縣 Chiayi C.                                    | 3,071            | 2,198         | 873           |
| 屏東縣 Pingtung C.                                  | 11,382           | 7,515         | 3,867         |
| 臺東縣 Taitung C.                                   | 1,390            | 768           | 622           |
| 花蓮縣 Hualien C.                                   | 1,230            | 734           | 496           |
| 澎湖縣 Penghu C.                                    | 632              | 465           | 167           |
| 基隆市 Keelung City                                 | 1,030            | 566           | 464           |
| 新竹市 Hsinchu City                                 | 392              | 192           | 200           |
| 嘉義市 Chiayi City                                  | 1,131            | 669           | 462           |
| 福 建 省 Fuchien Prov.                              | 123              | 63            | 60            |
| 金 門 縣 Kinmen C.                                  | 90               | 38            | 52            |
| 連 江 縣 Lienchiang C.                              | 33               | 25            | 8             |

資料來源：直轄市、縣(市)政府。

說 明：99年12月29日公布修正之「社會救助法」，新增中低收入戶，並自100年7月1日起實施。

TABLE 16. HOUSEHOLDS AND PERSONS OF MIDDLE-TO-LOW-INCOME FAMILIES

| 人 數 Persons    |                |                | 中低收入戶<br>戶數占總<br>戶數比率  | 中低收入戶<br>人數占總<br>人口數比率 |
|----------------|----------------|----------------|------------------------|------------------------|
| 合 計 Total      |                |                |                        |                        |
| 計 Total        | 男 Male         | 女 Female       | Rate of Households (%) | Rate of Persons (%)    |
| 282,019        | 138,710        | 143,309        | 1.09                   | 1.21                   |
| 179,112        | 87,277         | 91,835         | 0.70                   | 0.77                   |
| 228,180        | 111,850        | 116,330        | 0.87                   | 0.98                   |
| 262,562        | 128,991        | 133,571        | 1.01                   | 1.13                   |
| 282,019        | 138,710        | 143,309        | 1.09                   | 1.21                   |
| <b>288,363</b> | <b>142,907</b> | <b>145,456</b> | <b>1.12</b>            | <b>1.24</b>            |
| 288,363        | 142,907        | 145,456        | 1.12                   | 1.24                   |
| 25,950         | 12,323         | 13,627         | 0.60                   | 0.66                   |
| 9,850          | 4,692          | 5,158          | 0.36                   | 0.37                   |
| 28,466         | 13,557         | 14,909         | 1.04                   | 1.06                   |
| 29,400         | 14,459         | 14,941         | 1.40                   | 1.56                   |
| 63,835         | 31,082         | 32,753         | 1.97                   | 2.30                   |
| 130,490        | 66,620         | 63,870         | 1.32                   | 1.41                   |
| 4,643          | 2,221          | 2,422          | 1.07                   | 1.01                   |
| 5,699          | 2,758          | 2,941          | 0.26                   | 0.28                   |
| 2,398          | 1,149          | 1,249          | 0.39                   | 0.46                   |
| 3,868          | 1,918          | 1,950          | 0.63                   | 0.69                   |
| 30,996         | 15,347         | 15,649         | 2.39                   | 2.39                   |
| 15,163         | 7,461          | 7,702          | 2.43                   | 2.92                   |
| 6,453          | 3,407          | 3,046          | 0.84                   | 0.91                   |
| 10,117         | 5,345          | 4,772          | 1.71                   | 1.90                   |
| 33,073         | 18,091         | 14,982         | 4.05                   | 3.86                   |
| 4,213          | 2,138          | 2,075          | 1.71                   | 1.87                   |
| 3,313          | 1,730          | 1,583          | 1.00                   | 0.99                   |
| 2,097          | 1,083          | 1,014          | 1.74                   | 2.12                   |
| 3,487          | 1,616          | 1,871          | 0.69                   | 0.93                   |
| 1,301          | 587            | 714            | 0.26                   | 0.31                   |
| 3,669          | 1,769          | 1,900          | 1.16                   | 1.35                   |
| 372            | 174            | 198            | 0.32                   | 0.29                   |
| 262            | 117            | 145            | 0.25                   | 0.23                   |
| 110            | 57             | 53             | 1.40                   | 0.95                   |

Source: County and City Government.

Note: The Mid-income Families were added since the Public Assistance Act had been amended on Dec. 29, 2010 and enacted on July 1, 2011.

表17. 低收入戶生活扶助

| 年(季)及區域別<br>Year (Quarter)<br>& Locality | 家庭生活扶助<br>Living Support                 |   |                                  |
|--|--|---|----------------------------------|
|  | 人次<br>(月)<br>Times of Persons<br>(Month) | 戶次<br>(月)<br>Times of Households<br>(Month) | 補助金額<br>(元)<br>Amount<br>(NT.\$) |
| 九十三年 2004                                | 759,381                                  | 223,875                                     | 2,898,156,689                    |
| 九十四年 2005                                | 784,332                                  | 223,808                                     | 2,979,085,149                    |
| 九十五年 2006                                | 821,714                                  | 228,512                                     | 3,060,910,545                    |
| 九十六年 2007                                | 831,072                                  | 233,703                                     | 3,075,800,362                    |
| 九十七年 2008                                | 805,134                                  | 233,183                                     | 3,295,135,212                    |
| 九十八年 2009                                | 962,455                                  | 260,348                                     | 4,175,141,134                    |
| 九十九年 2010                                | 1,066,300                                | 268,877                                     | 4,428,863,287                    |
| 一〇〇年 2011                                | 1,120,856                                | 270,893                                     | 4,600,787,240                    |
| 一〇一年 2012                                | 1,316,404                                | 327,166                                     | 6,254,677,045                    |
| 第一季 1st Qua.                             | 300,128                                  | 75,732                                      | 1,433,495,192                    |
| 第二季 2nd Qua.                             | 341,709                                  | 82,842                                      | 1,609,712,880                    |
| 第三季 3rd Qua.                             | 328,231                                  | 83,102                                      | 1,574,189,185                    |
| 第四季 4th Qua.                             | 346,336                                  | 85,490                                      | 1,637,279,788                    |
| <b>一〇二年 2013</b>                         | <b>323,565</b>                           | <b>83,598</b>                               | <b>1,558,212,561</b>             |
| 第一季 1st Qua.                             | 323,565                                  | 83,598                                      | 1,558,212,561                    |
| 新北市 New Taipei City                      | 54,174                                   | 5,852                                       | 177,692,900                      |
| 臺北市 Taipei City                          | 55,270                                   | 8,939                                       | 385,055,697                      |
| 臺中市 Taichung City                        | 36,814                                   | 10,014                                      | 161,053,836                      |
| 臺南市 Tainan City                          | 21,485                                   | 8,341                                       | 114,581,986                      |
| 高雄市 Kaohsiung City                       | 50,131                                   | 23,749                                      | 271,418,284                      |
| 臺灣省 Taiwan Prov.                         | 105,622                                  | 26,422                                      | 446,492,368                      |
| 宜蘭縣 Yilan C.                             | 7,036                                    | 1,268                                       | 26,449,360                       |
| 桃園縣 Taoyuan C.                           | 15,526                                   | 1,892                                       | 52,707,576                       |
| 新竹縣 Hsinchu C.                           | 3,731                                    | 727   | 14,677,860                       |
| 苗栗縣 Miaoli C.                            | 6,319                                    | 3,588                                       | 37,782,056                       |
| 彰化縣 Changhua C.                          | 7,640                                    | 261   | 21,451,464                       |
| 南投縣 Nantou C.                            | 6,070                                    | 692   | 20,165,016                       |
| 雲林縣 Yunlin C.                            | 10,465                                   | 6,511                                       | 65,623,900                       |
| 嘉義縣 Chiayi C.                            | 3,156                                    | 513   | 11,645,076                       |
| 屏東縣 Pingtung C.                          | 9,819                                    | 1,366                                       | 34,177,388                       |
| 臺東縣 Taitung C.                           | 14,654                                   | 4,402                                       | 71,226,984                       |
| 花蓮縣 Hualien C.                           | 7,106                                    | 259   | 20,015,064                       |
| 澎湖縣 Penghu C.                            | 3,163                                    | 1,329                                       | 18,679,148                       |
| 基隆市 Keelung City                         | 5,404                                    | 1,393                                       | 22,513,708                       |
| 新竹市 Hsinchu City                         | 3,612                                    | 1,472                                       | 19,123,228                       |
| 嘉義市 Chiayi City                          | 1,921                                    | 749   | 10,254,540                       |
| 福建省 Fuchien Prov.                        | 69                                       | 281   | 1,917,490                        |
| 金門縣 Kinmen C.                            | —  | 239   | 1,397,290                        |
| 連江縣 Lienchiang C.                        | 69                                       | 42  | 520,200                          |

資料來源：直轄市、縣(市)政府。  
說明：「家庭生活扶助」含「兒童生活補助」。

TABLE 17. LIVING ASSISTANCE FOR LOW-INCOME FAMILIES

| 就學生生活補助<br>Student Living Assistance     |                                | 輔導就業服務<br>Employment Counseling  |                                  |
|--|--------------------------------|----------------------------------|----------------------------------|
| 人次<br>(月)<br>Times of Persons<br>(Month) | 金額<br>(元)<br>Amount<br>(NT.\$) | 就業服務<br>Employment Service       | 職業訓練<br>Vocational Training      |
|  |                                | 人次(月)<br>Times of Persons(Month) | 人次(月)<br>Times of Persons(Month) |
| 219,439                                  | 909,591,591                    | ...                              | ...                              |
| 260,507                                  | 1,041,294,901                  | ...                              | ...                              |
| 271,072                                  | 1,089,115,210                  | ...                              | ...                              |
| 290,848                                  | 1,173,778,017                  | ...                              | ...                              |
| 314,127                                  | 1,418,116,122                  | ...                              | ...                              |
| 402,322                                  | 2,019,396,585                  | ...                              | ...                              |
| 416,203                                  | 2,070,614,820                  | ...                              | ...                              |
| 496,156                                  | 2,512,848,501                  | 3,499                            | 131                              |
| 598,615                                  | 3,533,312,592                  | 11,470                           | 919                              |
| 129,865                                  | 750,748,300                    | 2,546                            | 6                                |
| 170,378                                  | 1,023,802,668                  | 2,616                            | 33                               |
| 84,079                                   | 495,979,125                    | 3,171                            | 832                              |
| 214,293                                  | 1,262,782,499                  | 3,137                            | 48                               |
| <b>155,422</b>                           | <b>917,107,300</b>             | <b>2,426</b>                     | <b>3</b>                         |
| 155,422                                  | 917,107,300                    | 2,426                            | 3                                |
| 23,952                                   | 141,185,700                    | 26                               | —                                |
| 10,338                                   | 61,424,900                     | 30                               | —                                |
| 19,840                                   | 117,056,000                    | 289                              | —                                |
| 14,767                                   | 87,125,800                     | 77                               | 3                                |
| 28,777                                   | 169,635,700                    | 536                              | —                                |
| 57,703                                   | 340,413,700                    | 1,468                            | —                                |
| 3,766                                    | 22,208,900                     | 7                                | —                                |
| 7,782                                    | 45,913,800                     | 643                              | —                                |
| 1,458                                    | 8,602,200                      | 7                                | —                                |
| 3,385                                    | 19,971,500                     | 37                               | —                                |
| 6,588                                    | 38,870,200                     | 5                                | —                                |
| 3,801                                    | 22,465,300                     | 10                               | —                                |
| 6,096                                    | 35,966,400                     | —                                | —                                |
| 2,073                                    | 12,230,700                     | 20                               | —                                |
| 6,420                                    | 37,878,000                     | 8                                | —                                |
| 5,152                                    | 30,396,800                     | —                                | —                                |
| 3,697                                    | 21,748,400                     | 99                               | —                                |
| 1,388                                    | 8,189,200                      | 14                               | —                                |
| 2,943                                    | 17,363,700                     | 611                              | —                                |
| 2,077                                    | 12,254,300                     | 7                                | —                                |
| 1,077                                    | 6,354,300                      | —                                | —                                |
| 45                                       | 265,500                        | —                                | —                                |
| —  | —                              | —                                | —                                |
| 45                                       | 265,500                        | —                                | —                                |

Source : County and City Government.  
Note : Living Support includes Child Living Assistance.



表17. 低收入戶生活扶助(續)

| 年(季)及區域別<br>Year (Quarter)<br>& Locality | 輔導就業服務<br>Employment Counseling   |                        | 教育補助<br>Education Subsidies |                                |
|--|-----------------------------------|------------------------|-----------------------------|--------------------------------|
|  | 以工代賑<br>Work Relief               |                        | 人次<br>Times of<br>Persons   | 金額<br>(元)<br>Amount<br>(NT.\$) |
|  | 人次(月)<br>Times of Persons (Month) | 金額(元)<br>Amount(NT.\$) |                             |                                |
| 九十三年 2004                                | 40,804                            | 551,079,524            | 8,640                       | 32,744,850                     |
| 九十四年 2005                                | 42,215                            | 577,004,290            | 14,343                      | 42,733,750                     |
| 九十五年 2006                                | 41,460                            | 574,492,232            | 15,639                      | 39,424,200                     |
| 九十六年 2007                                | 40,861                            | 560,604,140            | 17,161                      | 37,338,023                     |
| 九十七年 2008                                | 40,613                            | 568,852,866            | 20,076                      | 36,352,181                     |
| 九十八年 2009                                | 42,446                            | 588,033,735            | 8,176                       | 15,689,188                     |
| 九十九年 2010                                | 43,367                            | 570,101,921            | 10,391                      | 37,984,746                     |
| 一〇〇年 2011                                | 34,594                            | 488,617,648            | 15,423                      | 56,192,000                     |
| 一〇一年 2012                                | 27,621                            | 415,235,901            | 20,485                      | 70,327,820                     |
| 第一季 1st Qua.                             | 6,448                             | 96,786,066             | 262                         | 430,410                        |
| 第二季 2nd Qua.                             | 6,838                             | 103,848,327            | 10,074                      | 38,849,410                     |
| 第三季 3rd Qua.                             | 7,320                             | 109,259,693            | 6                           | 22,000                         |
| 第四季 4th Qua.                             | 7,015                             | 105,341,815            | 10,143                      | 31,026,000                     |
| <b>一〇二年 2013</b>                         | <b>6,623</b>                      | <b>99,572,359</b>      | <b>38</b>                   | <b>128,000</b>                 |
| 第一季 1st Qua.                             | 6,623                             | 99,572,359             | 38                          | 128,000                        |
| 新北市 New Taipei City                      | 186                               | 3,016,432              | —                           | —                              |
| 臺北市 Taipei City                          | 3,904                             | 50,096,750             | —                           | —                              |
| 臺中市 Taichung City                        | 171                               | 3,280,464              | 38                          | 128,000                        |
| 臺南市 Tainan City                          | 185                               | 3,138,632              | —                           | —                              |
| 高雄市 Kaohsiung City                       | 87                                | 1,407,102              | —                           | —                              |
| 臺灣省 Taiwan Prov.                         | 1,580                             | 30,950,999             | —                           | —                              |
| 宜蘭縣 Yilan C.                             | 212                               | 4,749,470              | —                           | —                              |
| 桃園縣 Taoyuan C.                           | 533                               | 6,751,323              | —                           | —                              |
| 新竹縣 Hsinchu C.                           | 6                                 | 112,680                | —                           | —                              |
| 苗栗縣 Miaoli C.                            | 126                               | 3,486,834              | —                           | —                              |
| 彰化縣 Changhua C.                          | 150                               | 2,387,151              | —                           | —                              |
| 南投縣 Nantou C.                            | 264                               | 4,720,320              | —                           | —                              |
| 雲林縣 Yunlin C.                            | 33                                | 601,255                | —                           | —                              |
| 嘉義縣 Chiayi C.                            | 18                                | 377,767                | —                           | —                              |
| 屏東縣 Pingtung C.                          | 7                                 | 66,143                 | —                           | —                              |
| 臺東縣 Taitung C.                           | 24                                | 466,300                | —                           | —                              |
| 花蓮縣 Hualien C.                           | 16                                | 264,830                | —                           | —                              |
| 澎湖縣 Penghu C.                            | 6                                 | 59,296                 | —                           | —                              |
| 基隆市 Keelung City                         | 164                               | 6,340,070              | —                           | —                              |
| 新竹市 Hsinchu City                         | 18                                | 508,304                | —                           | —                              |
| 嘉義市 Chiayi City                          | 3                                 | 59,256                 | —                           | —                              |
| 福建省 Fuchien Prov.                        | 510                               | 7,681,980              | —                           | —                              |
| 金門縣 Kinmen C.                            | 441                               | 6,527,968              | —                           | —                              |
| 連江縣 Lienchiang C.                        | 69                                | 1,154,012              | —                           | —                              |

TABLE 17. LIVING ASSISTANCE FOR LOW-INCOME FAMILIES (CONT.)

| 喪葬補助<br>Funeral Subsidies |                                | 節日慰問<br>Primary Festival Grants | 其他生活扶助<br>Others               |
|---------------------------|--------------------------------|---------------------------------|--------------------------------|
| 人數<br>Persons             | 金額<br>(元)<br>Amount<br>(NT.\$) | 金額<br>(元)<br>Amount<br>(NT.\$)  | 金額<br>(元)<br>Amount<br>(NT.\$) |
| 2,645                     | 44,118,955                     | 277,118,076                     | ...                            |
| 3,043                     | 50,235,600                     | 311,754,830                     | ...                            |
| 2,209                     | 40,516,000                     | 313,700,013                     | 164,713,732                    |
| 2,550                     | 48,906,810                     | 314,363,221                     | 236,646,048                    |
| 2,090                     | 35,102,850                     | 278,134,391                     | 278,375,563                    |
| 1,623                     | 32,603,000                     | 278,260,298                     | 310,768,344                    |
| 1,226                     | 24,795,600                     | 316,220,055                     | 170,893,197                    |
| 1,434                     | 29,382,940                     | 297,822,215                     | 177,612,165                    |
| 1,904                     | 36,363,105                     | 361,315,253                     | 225,257,299                    |
| 404                       | 8,220,825                      | —                               | 47,532,670                     |
| 461                       | 8,525,200                      | 241,101,301                     | 69,381,322                     |
| 525                       | 10,336,730                     | —                               | 39,159,922                     |
| 514                       | 9,280,350                      | 120,213,952                     | 69,183,385                     |
| <b>657</b>                | <b>14,244,100</b>              | <b>—</b>                        | <b>43,480,759</b>              |
| 657                       | 14,244,100                     | —                               | 43,480,759                     |
| 187                       | 4,519,000                      | —                               | 530,400                        |
| 130                       | 2,878,000                      | —                               | 86,750                         |
| 95                        | 2,814,600                      | —                               | 11,735,200                     |
| —                         | —                              | —                               | —                              |
| 48                        | 480,000                        | —                               | 26,769,127                     |
| 197                       | 3,552,500                      | —                               | 4,359,282                      |
| —                         | —                              | —                               | 10,000                         |
| —                         | —                              | —                               | 41,000                         |
| 18                        | 390,000                        | —                               | 73,500                         |
| 25                        | 325,000                        | —                               | 810,000                        |
| 22                        | 330,000                        | —                               | 174,000                        |
| 39                        | 1,161,500                      | —                               | 3,114,682                      |
| —                         | —                              | —                               | —                              |
| 26                        | 266,000                        | —                               | 20,400                         |
| 17                        | 87,000                         | —                               | 20,000                         |
| —                         | —                              | —                               | —                              |
| 19                        | 330,000                        | —                               | 25,500                         |
| —                         | —                              | —                               | —                              |
| 13                        | 325,000                        | —                               | 10,200                         |
| 9                         | 270,000                        | —                               | 60,000                         |
| 9                         | 68,000                         | —                               | —                              |
| —                         | —                              | —                               | —                              |
| —                         | —                              | —                               | —                              |

表18. 中低收入戶生活扶助

TABLE 18. LIVING ASSISTANCE FOR MIDDLE-TO-LOW-INCOME FAMILIES

| 年(季)及區域別<br>Year (Quarter)<br>& Locality | 輔導就業服務<br>Employment Counseling   |                                   |                                   |                        |
|--|-----------------------------------|-----------------------------------|-----------------------------------|------------------------|
|  | 就業服務<br>Employment Service        | 職業訓練<br>Vocational Training       | 以工代賑<br>Work Relief               |                        |
|  | 人次(月)<br>Times of Persons (Month) | 人次(月)<br>Times of Persons (Month) | 人次(月)<br>Times of Persons (Month) | 金額(元)<br>Amount(NT.\$) |
|  |                                   |                                   |                                   |                        |
| 一〇一年 2012                                | 13,242                            | 1,004                             | 2,583                             | 39,337,712             |
| 第一季 1st Qua.                             | 605                               | 203                               | 462                               | 6,915,471              |
| 第二季 2nd Qua.                             | 3,205                             | 213                               | 653                               | 9,636,123              |
| 第三季 3rd Qua.                             | 5,190                             | 323                               | 736                               | 11,246,810             |
| 第四季 4th Qua.                             | 4,242                             | 265                               | 732                               | 11,539,308             |
| <b>一〇二年 2013</b>                         | <b>4,718</b>                      | <b>3</b>                          | <b>862</b>                        | <b>11,378,576</b>      |
| 第一季 1st Qua.                             | 4,718                             | 3                                 | 862                               | 11,378,576             |
| 新北市 New Taipei City                      | 25                                | —                                 | —                                 | —                      |
| 台北市 Taipei City                          | 22                                | —                                 | 494                               | 5,809,750              |
| 台中市 Taichung City                        | 363                               | —                                 | 60                                | 1,151,040              |
| 台南市 Tainan City                          | 50                                | 2                                 | 27                                | 442,478                |
| 高雄市 Kaohsiung City                       | 872                               | —                                 | 21                                | 347,425                |
| 臺灣省 Taiwan Prov.                         | 3,386                             | 1                                 | 260                               | 3,627,883              |
| 宜蘭縣 Yilan C.                             | —                                 | —                                 | 38                                | 331,168                |
| 桃園縣 Taoyuan C.                           | 402                               | —                                 | 99                                | 1,253,994              |
| 新竹縣 Hsinchu C.                           | 1                                 | —                                 | 18                                | 338,040                |
| 苗栗縣 Miaoli C.                            | —                                 | —                                 | —                                 | —                      |
| 彰化縣 Changhua C.                          | 100                               | —                                 | —                                 | —                      |
| 南投縣 Nantou C.                            | 2,698                             | —                                 | 84                                | 1,501,920              |
| 雲林縣 Yunlin C.                            | —                                 | —                                 | —                                 | —                      |
| 嘉義縣 Chiayi C.                            | 31                                | —                                 | 6                                 | —                      |
| 屏東縣 Pingtung C.                          | 6                                 | —                                 | —                                 | —                      |
| 臺東縣 Taitung C.                           | —                                 | —                                 | —                                 | —                      |
| 花蓮縣 Hualien C.                           | 72                                | —                                 | 6                                 | 84,298                 |
| 澎湖縣 Penghu C.                            | 30                                | —                                 | 6                                 | 59,296                 |
| 基隆市 Keelung City                         | —                                 | —                                 | —                                 | —                      |
| 新竹市 Hsinchu City                         | 14                                | —                                 | —                                 | —                      |
| 嘉義市 Chiayi City                          | 32                                | 1                                 | 3                                 | 59,167                 |
| 福建省 Fuchien Prov.                        | —                                 | —                                 | —                                 | —                      |
| 金門縣 Kinmen C.                            | —                                 | —                                 | —                                 | —                      |
| 連江縣 Lienchiang C.                        | —                                 | —                                 | —                                 | —                      |

資料來源：直轄市、縣(市)政府。  
說 明：99年12月29日公布修正之「社會救助法」新增中低收入戶，並自100年7月1日起實施。

| 教育補助<br>Education Subsidies              |                                | 喪葬補助<br>Funeral Subsidies |                                | 其他生活扶助<br>Others               |
|--|--------------------------------|---------------------------|--------------------------------|--------------------------------|
| 人次<br>(月)<br>Times of Persons<br>(Month) | 金額<br>(元)<br>Amount<br>(NT.\$) | 人數<br>Person              | 金額<br>(元)<br>Amount<br>(NT.\$) | 金額<br>(元)<br>Amount<br>(NT.\$) |
| 2,920                                    | 1,479,790                      | 57                        | 746,000                        | 44,987,704                     |
| 527                                      | 121,210                        | 14                        | 420,000                        | 5,829,433                      |
| 527                                      | 121,210                        | 13                        | 225,000                        | 11,825,206                     |
| 799                                      | 726,310                        | 7                         | 50,000                         | 8,648,922                      |
| 1,067                                    | 511,060                        | 23                        | 51,000                         | 18,684,143                     |
| —  | —                              | <b>29</b>                 | <b>520,000</b>                 | <b>10,910,758</b>              |
| —  | —                              | 29                        | 520,000                        | 10,910,758                     |
| —  | —                              | —                         | —                              | —                              |
| —  | —                              | —                         | —                              | —                              |
| —  | —                              | 14                        | 410,000                        | —                              |
| —  | —                              | —                         | —                              | —                              |
| —  | —                              | —                         | —                              | 4,708,974                      |
| —  | —                              | 15                        | 110,000                        | 6,201,784                      |
| —  | —                              | —                         | —                              | —                              |
| —  | —                              | —                         | —                              | —                              |
| —  | —                              | —                         | —                              | —                              |
| —  | —                              | —                         | —                              | —                              |
| —  | —                              | 7                         | 70,000                         | —                              |
| —  | —                              | —                         | —                              | 6,100,784                      |
| —  | —                              | —                         | —                              | —                              |
| —  | —                              | —                         | —                              | —                              |
| —  | —                              | —                         | —                              | —                              |
| —  | —                              | —                         | —                              | —                              |
| —  | —                              | —                         | —                              | —                              |
| —  | —                              | —                         | —                              | 21,000                         |
| —  | —                              | 8                         | 40,000                         | 80,000                         |
| —  | —                              | —                         | —                              | —                              |
| —  | —                              | —                         | —                              | —                              |
| —  | —                              | —                         | —                              | —                              |
| —  | —                              | —                         | —                              | —                              |
| —  | —                              | —                         | —                              | —                              |
| —  | —                              | —                         | —                              | —                              |
| —  | —                              | —                         | —                              | —                              |
| —  | —                              | —                         | —                              | —                              |
| —  | —                              | —                         | —                              | —                              |

Source : County and City Government.  
Note : The Mid-income Families were added since the Public Assistance Act had been amended on Dec. 29, 2010 and enacted on July 1, 2011.

表19. 醫療、看護補助與災害及急難救助

TABLE 19. MEDICAL SUBSIDIES, NURSING CARE ASSISTANCE OF CARETAKERS, AID FOR DISASTERS AND EMERGENCIES

| 年(季)及區域別<br>Year (Quarter)<br>& Locality | 醫療補助 Medical Subsidies |            |            |                        |
|--|------------------------|------------|------------|------------------------|
|  | 受益人次 Times of Persons  |            |            | 金額(元)<br>Amount(NT.\$) |
|  | 計 Total                | 男 Male     | 女 Female   |                        |
| 九十三年 2004                                | 12,146                 | 7,849      | 4,297      | 105,216,697            |
| 九十四年 2005                                | 10,756                 | 7,159      | 3,597      | 93,763,626             |
| 九十五年 2006                                | 5,326                  | 3,807      | 1,519      | 56,811,607             |
| 九十六年 2007                                | 5,734                  | 4,113      | 1,621      | 61,541,149             |
| 九十七年 2008                                | 5,295                  | 3,865      | 1,430      | 56,267,436             |
| 九十八年 2009                                | 5,486                  | 3,957      | 1,529      | 66,394,446             |
| 九十九年 2010                                | 5,773                  | 4,351      | 1,422      | 64,026,924             |
| 一〇〇年 2011                                | 5,383                  | 4,074      | 1,309      | 70,917,654             |
| 一〇一年 2012                                | 5,013                  | 3,719      | 1,294      | 71,755,699             |
| 第一季 1st Qua.                             | 1,010                  | 749        | 261        | 15,747,103             |
| 第二季 2nd Qua.                             | 1,268                  | 944        | 324        | 17,144,697             |
| 第三季 3rd Qua.                             | 1,156                  | 809        | 347        | 20,127,631             |
| 第四季 4th Qua.                             | 1,579                  | 1,217      | 362        | 18,736,268             |
| <b>一〇二年 2013</b>                         | <b>957</b>             | <b>688</b> | <b>269</b> | <b>17,144,281</b>      |
| 第一季 1st Qua.                             | 957                    | 688        | 269        | 17,144,281             |
| 新北市 New Taipei City                      | 126                    | 84         | 42         | 3,601,069              |
| 臺北市 Taipei City                          | 358                    | 286        | 72         | 3,230,910              |
| 臺中市 Taichung City                        | 46                     | 30         | 16         | 2,644,463              |
| 臺南市 Tainan City                          | 95                     | 63         | 32         | 1,440,365              |
| 高雄市 Kaohsiung City                       | 15                     | 11         | 4          | 211,190                |
| 臺灣省 Taiwan Prov.                         | 308                    | 206        | 102        | 5,968,034              |
| 宜蘭縣 Yilan C.                             | 8                      | 7          | 1          | 218,755                |
| 桃園縣 Taoyuan C.                           | 65                     | 40         | 25         | 829,970                |
| 新竹縣 Hsinchu C.                           | 10                     | 7          | 3          | 617,097                |
| 苗栗縣 Miaoli C.                            | 12                     | 6          | 6          | 338,166                |
| 彰化縣 Changhua C.                          | 13                     | 9          | 4          | 549,576                |
| 南投縣 Nantou C.                            | 34                     | 29         | 5          | 213,781                |
| 雲林縣 Yunlin C.                            | 22                     | 15         | 7          | 605,891                |
| 嘉義縣 Chiayi C.                            | 25                     | 15         | 10         | 819,961                |
| 屏東縣 Pingtung C.                          | 13                     | 12         | 1          | 334,819                |
| 臺東縣 Taitung C.                           | 19                     | 11         | 8          | 263,886                |
| 花蓮縣 Hualien C.                           | 17                     | 11         | 6          | 30,020                 |
| 澎湖縣 Penghu C.                            | 18                     | 13         | 5          | 375,735                |
| 基隆市 Keelung City                         | 2                      | 1          | 1          | 2,062                  |
| 新竹市 Hsinchu City                         | 37                     | 23         | 14         | 651,825                |
| 嘉義市 Chiayi City                          | 13                     | 7          | 6          | 116,490                |
| 福建省 Fuchien Prov.                        | 9                      | 8          | 1          | 48,250                 |
| 金門縣 Kinmen C.                            | 7                      | 6          | 1          | 46,353                 |
| 連江縣 Lienchiang C.                        | 2                      | 2          | —          | 1,897                  |

| 看護補助 Nursing Care Assistance of Caretakers |              |              |            |                        |
|--|--------------|--------------|------------|------------------------|
| 補助人次 Times of Persons                      |              |              |            | 金額(元)<br>Amount(NT.\$) |
| 計 Total                                    | 男 Male       | 女 Female     |            |                        |
|  | 4,880        | 3,272        | 1,608      | 92,457,002             |
|  | 5,145        | 3,566        | 1,579      | 104,289,186            |
|  | 5,148        | 3,473        | 1,675      | 102,000,779            |
|  | 5,854        | 4,065        | 1,789      | 109,650,561            |
|  | 6,501        | 4,616        | 1,885      | 114,107,649            |
|  | 7,033        | 4,922        | 2,111      | 121,669,314            |
|  | 8,066        | 5,706        | 2,360      | 128,706,945            |
|  | 9,761        | 7,068        | 2,693      | 162,687,156            |
|  | 9,667        | 7,044        | 2,623      | 162,830,063            |
|  | 2,352        | 1,661        | 691        | 38,682,394             |
|  | 2,334        | 1,707        | 627        | 40,230,502             |
|  | 2,350        | 1,710        | 640        | 39,514,063             |
|  | 2,631        | 1,966        | 665        | 44,403,104             |
|  | <b>2,185</b> | <b>1,601</b> | <b>584</b> | <b>35,918,945</b>      |
|  | 2,185        | 1,601        | 584        | 35,918,945             |
|  | 380          | 278          | 102        | 7,141,273              |
|  | 450          | 314          | 136        | 5,801,624              |
|  | 9            | 6            | 3          | 243,000                |
|  | 188          | 151          | 37         | 3,306,792              |
|  | 177          | 121          | 56         | 2,285,354              |
|  | 973          | 724          | 249        | 16,971,902             |
|  | 149          | 117          | 32         | 2,931,750              |
|  | —            | —            | —          | —                      |
|  | 9            | 7            | 2          | 233,400                |
|  | 84           | 69           | 15         | 1,489,750              |
|  | 70           | 57           | 13         | 1,196,739              |
|  | 141          | 87           | 54         | 1,920,254              |
|  | 139          | 106          | 33         | 2,889,366              |
|  | 73           | 55           | 18         | 1,063,347              |
|  | 41           | 37           | 4          | 307,745                |
|  | 167          | 111          | 56         | 2,880,400              |
|  | 28           | 21           | 7          | 481,279                |
|  | 12           | 11           | 1          | 233,800                |
|  | 27           | 24           | 3          | 464,206                |
|  | 24           | 15           | 9          | 671,321                |
|  | 9            | 7            | 2          | 208,545                |
|  | 8            | 7            | 1          | 169,000                |
|  | 6            | 5            | 1          | 141,000                |
|  | 2            | 2            | —          | 28,000                 |

資料來源：直轄市、縣(市)政府。  
說明：看護補助係指對低收入戶、中低收入及比照低收入戶三類別人員，患嚴重傷病住院符合申請條件所給與之補助。

Source : County and City Government.  
Note : Nursing Care Assistance of Caretakers refers to the subsidy for the persons in the low-income, mid-income or analogous low-income families suffered from severe injury or illness and conforming with the applicable conditions.

表19. 醫療、看護補助與災害及急難救助(續)

TABLE 19. MEDICAL SUBSIDIES, NURSING CARE ASSISTANCE OF CARETAKERS, AID FOR DISASTERS AND EMERGENCIES (CONT.)

| 年(季)及區域別<br>Year (Quarter)<br>& Locality | 災 害 救 助                         |                               |                           |                       |                          |              |
|--|---------------------------------|-------------------------------|---------------------------|-----------------------|--------------------------|--------------|
|  | 收容所<br>Temp. Sheltering Centers |                               | 受 災 人 數<br>No. of Victims |                       |                          |              |
|  | 所數<br>Shelters                  | 臨時收容<br>災民數<br>Temp Sheltered | 死 亡<br>Death              | 失蹤 Dis-<br>appearance | 重傷 Seve-<br>rely Injured | 其他<br>Others |
| 九十三年 2004                                | ...                             | 953                           | 162                       | 30                    | 22                       | 6,815        |
| 九十四年 2005                                | ...                             | 18,647                        | 157                       | 9                     | 10                       | —            |
| 九十五年 2006                                | ...                             | 149                           | 115                       | —                     | 9                        | 1,107        |
| 九十六年 2007                                | ...                             | 268                           | 102                       | 1                     | 10                       | 20           |
| 九十七年 2008                                | ...                             | 1,036                         | 111                       | 13                    | 4                        | 768          |
| 九十八年 2009                                | ...                             | 7,427                         | 286                       | 404                   | 10                       | 19,642       |
| 九十九年 2010                                | ...                             | 4,342                         | 61                        | —                     | 2                        | 16,250       |
| 一〇〇年 2011                                | 26                              | 939                           | 73                        | 1                     | 12                       | 33           |
| 一〇一年 2012                                | 112                             | 4,594                         | 115                       | —                     | 2                        | 36           |
| 第一季 1st Qua.                             | 2                               | 9                             | 22                        | —                     | —                        | —            |
| 第二季 2nd Qua.                             | 40                              | 1,719                         | 34                        | —                     | 1                        | —            |
| 第三季 3rd Qua.                             | 63                              | 2,647                         | 25                        | —                     | —                        | 35           |
| 第四季 4th Qua.                             | 7                               | 219                           | 34                        | —                     | 1                        | 1            |
| <b>一〇二年 2013</b>                         | <b>1</b>                        | <b>5</b>                      | <b>23</b>                 | <b>—</b>              | <b>1</b>                 | <b>—</b>     |
| 第一季 1st Qua.                             | 1                               | 5                             | 23                        | —                     | 1                        | —            |
| 新北市 New Taipei City                      | —                               | —                             | 1                         | —                     | —                        | —            |
| 臺北市 Taipei City                          | —                               | —                             | 1                         | —                     | —                        | —            |
| 臺中市 Taichung City                        | —                               | —                             | 3                         | —                     | —                        | —            |
| 臺南市 Tainan City                          | —                               | —                             | 3                         | —                     | —                        | —            |
| 高雄市 Kaohsiung City                       | —                               | —                             | 10                        | —                     | —                        | —            |
| 臺灣省 Taiwan Prov.                         | 1                               | 5                             | 5                         | —                     | 1                        | —            |
| 宜蘭縣 Yilan C.                             | —                               | —                             | —                         | —                     | —                        | —            |
| 桃園縣 Taoyuan C.                           | —                               | —                             | —                         | —                     | —                        | —            |
| 新竹縣 Hsinchu C.                           | —                               | —                             | 1                         | —                     | —                        | —            |
| 苗栗縣 Miaoli C.                            | —                               | —                             | —                         | —                     | —                        | —            |
| 彰化縣 Changhua C.                          | —                               | —                             | —                         | —                     | —                        | —            |
| 南投縣 Nantou C.                            | —                               | —                             | 1                         | —                     | 1                        | —            |
| 雲林縣 Yunlin C.                            | —                               | —                             | —                         | —                     | —                        | —            |
| 嘉義縣 Chiayi C.                            | —                               | —                             | 1                         | —                     | —                        | —            |
| 屏東縣 Pingtung C.                          | —                               | —                             | —                         | —                     | —                        | —            |
| 臺東縣 Taitung C.                           | —                               | —                             | —                         | —                     | —                        | —            |
| 花蓮縣 Hualien C.                           | —                               | —                             | —                         | —                     | —                        | —            |
| 澎湖縣 Penghu C.                            | —                               | —                             | —                         | —                     | —                        | —            |
| 基隆市 Keelung City                         | 1                               | 5                             | —                         | —                     | —                        | —            |
| 新竹市 Hsinchu City                         | —                               | —                             | 2                         | —                     | —                        | —            |
| 嘉義市 Chiayi City                          | —                               | —                             | —                         | —                     | —                        | —            |
| 福建省 Fuchien Prov.                        | —                               | —                             | —                         | —                     | —                        | —            |
| 金門縣 Kinmen C.                            | —                               | —                             | —                         | —                     | —                        | —            |
| 連江縣 Lienchiang C.                        | —                               | —                             | —                         | —                     | —                        | —            |

| Aid for Disasters             |               |   |                                   | 急難救助-現金救助<br>Aid for Emergencies- By Cash |              |              |                                   |
|-------------------------------|---------------|---|-----------------------------------|---|--------------|--------------|-----------------------------------|
| 住屋毀損安遷救助<br>Moving Assistance |               | 財物受損影響<br>生計者(戶)<br>Losing Property<br>Impacting living<br>(Households) | 總救助金額<br>(元)<br>Amount<br>(NT.\$) | 人 次<br>Times of Persons                   |              |              | 總救助金額<br>(元)<br>Amount<br>(NT.\$) |
| 戶數<br>Households              | 人數<br>Persons |   |                                   | 計<br>Total                                | 男<br>Male    | 女<br>Female  |                                   |
| 1,433                         | 3,814         | 36,826  | 662,711,598                       | 36,134                                    | 23,054       | 13,080       | 245,920,668                       |
| 1,201                         | 3,151         | 49,281  | 547,738,500                       | 33,960                                    | 20,958       | 13,002       | 217,938,907                       |
| 830                           | 2,412         | 5,693   | 84,219,438                        | 37,094                                    | 22,722       | 14,372       | 215,961,088                       |
| 679                           | 1,841         | 14,765  | 132,553,485                       | 46,666                                    | 27,528       | 19,138       | 268,450,651                       |
| 648                           | 1,724         | 17,315  | 188,700,276                       | 48,074                                    | 28,720       | 19,354       | 273,655,482                       |
| 2,098                         | 5,884         | 112,261   | 821,797,601                       | 44,129                                    | 26,891       | 17,238       | 245,764,283                       |
| 888                           | 2,355         | 54,759  | 792,256,996                       | 47,863                                    | 28,905       | 18,958       | 283,733,349                       |
| 407                           | 1,145         | 836   | 46,722,902                        | 45,418                                    | 27,373       | 18,045       | 274,228,292                       |
| 533                           | 1,533         | 8,308   | 173,625,676                       | 46,994                                    | 28,438       | 18,556       | 269,201,281                       |
| 84                            | 246           | 74  | 11,078,690                        | 11,511                                    | 6,868        | 4,643        | 64,792,841                        |
| 57                            | 162           | 598   | 15,125,563                        | 11,839                                    | 6,974        | 4,865        | 71,332,166                        |
| 156                           | 501           | 5,746   | 80,366,423                        | 12,206                                    | 7,529        | 4,677        | 67,021,379                        |
| 236                           | 624           | 1,890   | 67,055,000                        | 11,438                                    | 7,067        | 4,371        | 66,054,895                        |
| <b>78</b>                     | <b>211</b>    | <b>110</b>  | <b>10,165,250</b>                 | <b>10,202</b>                             | <b>6,036</b> | <b>4,166</b> | <b>60,849,950</b>                 |
| 78                            | 211           | 110   | 10,165,250                        | 10,202                                    | 6,036        | 4,166        | 60,849,950                        |
| 20                            | 58            | —   | 1,360,000                         | 903                                       | 540          | 363          | 7,645,353                         |
| 11                            | 27            | —   | 740,000                           | 1,147                                     | 731          | 416          | 4,363,930                         |
| 6                             | 13            | —   | 860,000                           | 1,092                                     | 654          | 438          | 5,833,442                         |
| 2                             | 4             | —   | 680,000                           | 1,096                                     | 682          | 414          | 6,621,864                         |
| 6                             | 18            | —   | 2,360,000                         | 1,012                                     | 572          | 440          | 4,915,771                         |
| 33                            | 91            | 110   | 4,165,250                         | 4,932                                     | 2,844        | 2,088        | 31,114,071                        |
| 1                             | 4             | 3   | 160,000                           | 244                                       | 140          | 104          | 1,292,000                         |
| —                             | —             | 87  | 435,000                           | 1,167                                     | 589          | 578          | 9,004,779                         |
| —                             | —             | 4   | 275,000                           | 62  | 36           | 26           | 711,822                           |
| —                             | —             | —   | —                                 | 682                                       | 371          | 311          | 4,982,030                         |
| 2                             | 4             | 1   | 190,000                           | 591                                       | 382          | 209          | 3,739,156                         |
| 7                             | 20            | —   | 660,000                           | 294                                       | 173          | 121          | 2,115,950                         |
| —                             | —             | 3   | 15,000                            | 281                                       | 198          | 83           | 3,540,946                         |
| 9                             | 23            | —   | 660,000                           | 42  | 30           | 12           | 362,484                           |
| 4                             | 9             | —   | 180,000                           | 41  | 25           | 16           | 113,003                           |
| 1                             | 5             | 2   | 120,000                           | 41  | 30           | 11           | 516,453                           |
| 5                             | 10            | —   | 200,000                           | 62  | 50           | 12           | 455,397                           |
| —                             | —             | —   | —                                 | 198                                       | 111          | 87           | 772,000                           |
| 1                             | 4             | 8   | 220,250                           | 908                                       | 485          | 423          | 2,023,961                         |
| 1                             | 3             | —   | 860,000                           | 134                                       | 95           | 39           | 610,452                           |
| 2                             | 9             | 2   | 190,000                           | 185                                       | 129          | 56           | 873,638                           |
| —                             | —             | —   | —                                 | 20  | 13           | 7            | 355,519                           |
| —                             | —             | —   | —                                 | 19  | 12           | 7            | 335,519                           |
| —                             | —             | —   | —                                 | 1   | 1            | —            | 20,000                            |

表20. 中低收入老人生活津貼

| 年(月)及區域別<br>Year (Month)<br>& Locality | 總計 Grand Total     |           |             |                            | 低收入戶   |                                  |               |
|--|--------------------|-----------|-------------|----------------------------|--|----------------------------------|---------------|
|  | 人數(年月底)<br>Persons |           |             | 金額(元)<br>Amount<br>(NT.\$) | 第1款(省、新北、臺中、<br>臺南)、第0類(臺北、<br>第1類(高雄))<br>Class 1 | 第2款(省、<br>臺南)、<br>第2類<br>Class 2 | 人數<br>Persons |
|  | 計<br>Total         | 男<br>Male | 女<br>Female |                            |  |                                  |               |
| 九十三年 2004                              | 156,446            | 75,185    | 81,261      | 9,259,999,345              | 2,150  | 159,927,299                      | 6,044         |
| 九十四年 2005                              | 148,118            | 70,972    | 77,146      | 8,929,514,079              | 2,235  | 162,400,260                      | 5,516         |
| 九十五年 2006                              | 140,544            | 65,844    | 74,700      | 8,673,015,499              | 2,110  | 155,573,970                      | 5,309         |
| 九十六年 2007                              | 134,644            | 62,634    | 72,010      | 8,466,957,511              | 2,085  | 152,743,275                      | 4,902         |
| 九十七年 2008                              | 125,951            | 58,409    | 67,542      | 7,858,750,353              | 1,980  | 144,334,275                      | 4,723         |
| 九十八年 2009                              | 122,523            | 56,887    | 65,636      | 7,688,978,071              | 1,929  | 140,182,524                      | 4,774         |
| 九十九年 2010                              | 119,861            | 55,486    | 64,375      | 7,609,079,377              | 1,890  | 135,364,659                      | 4,833         |
| 一〇〇年 2011                              | 120,266            | 55,279    | 64,987      | 7,618,135,992              | 1,821  | 130,394,343                      | 5,177         |
| 一〇一年 2012                              | 120,968            | 56,426    | 64,542      | 9,239,675,567              | 1,787  | 155,836,818                      | 5,634         |
| 十一月 Nov.                               | 120,450            | 56,138    | 64,312      | 777,491,455                | 1,822  | 12,899,919                       | 5,617         |
| 十二月 Dec.                               | 120,968            | 56,426    | 64,542      | 782,348,329                | 1,787  | 12,602,934                       | 5,634         |
| 一〇二年 2013                              | 118,936            | 55,346    | 63,590      | 3,048,209,588              | 1,774  | 50,452,985                       | 5,794         |
| 一月 Jan.                                | 115,266            | 53,820    | 61,446      | 740,102,908                | 1,802  | 12,760,964                       | 5,617         |
| 二月 Feb.                                | 118,053            | 54,984    | 63,069      | 763,175,301                | 1,800  | 12,769,231                       | 5,690         |
| 三月 Mar.                                | 118,654            | 55,194    | 63,460      | 768,967,236                | 1,773  | 12,529,432                       | 5,661         |
| 四月 Apr.                                | 118,936            | 55,346    | 63,590      | 775,964,143                | 1,774  | 12,393,358                       | 5,794         |
| 新北市 New Taipei City                    | 9,365              | 4,455     | 4,910       | 69,698,500                 | 70   | 504,000                          | 443           |
| 臺北市 Taipei City                        | 10,830             | 5,792     | 5,038       | 69,142,167                 | 973  | 6,597,970                        | 1,057         |
| 臺中市 Taichung City                      | 10,952             | 4,793     | 6,159       | 71,548,800                 | 124  | 900,000                          | 449           |
| 臺南市 Tainan City                        | 8,293              | 3,733     | 4,560       | 54,888,894                 | 174  | 1,277,694                        | 522           |
| 高雄市 Kaohsiung City                     | 29,991             | 13,762    | 16,229      | 191,957,452                | 93   | 669,600                          | 1,482         |
| 臺灣省 Taiwan Prov.                       | 49,431             | 22,776    | 26,655      | 318,213,000                | 337  | 2,422,494                        | 1,821         |
| 宜蘭縣 Yilan C.                           | 1,765              | 861       | 904         | 11,912,600                 | 19   | 136,800                          | 141           |
| 桃園縣 Taoyuan C.                         | 6,315              | 3,110     | 3,205       | 38,185,200                 | 31   | 223,200                          | 130           |
| 新竹縣 Hsinchu C.                         | 1,196              | 659       | 537         | 7,205,060                  | 20   | 129,600                          | 87            |
| 苗栗縣 Miaoli C.                          | 2,490              | 1,155     | 1,335       | 15,379,494                 | 7  | 50,400                           | 210           |
| 彰化縣 Changhua C.                        | 5,074              | 2,274     | 2,800       | 31,994,400                 | -  | -                                | 19            |
| 南投縣 Nantou C.                          | 5,726              | 2,621     | 3,105       | 36,586,800                 | 6  | 43,200                           | 75            |
| 雲林縣 Yunlin C.                          | 5,179              | 2,311     | 2,868       | 33,822,000                 | -  | -                                | 380           |
| 嘉義縣 Chiayi C.                          | 5,137              | 2,307     | 2,830       | 33,220,800                 | 10   | 93,600                           | 61            |
| 屏東縣 Pingtung C.                        | 6,541              | 3,065     | 3,476       | 46,440,652                 | 19   | 129,600                          | 175           |
| 臺東縣 Taitung C.                         | 1,122              | 594       | 528         | 7,514,494                  | 120  | 860,094                          | 164           |
| 花蓮縣 Hualien C.                         | 1,550              | 781       | 769         | 9,777,900                  | 1  | 7,200                            | 18            |
| 澎湖縣 Penghu C.                          | 926                | 433       | 493         | 6,264,000                  | 33   | 237,600                          | 76            |
| 基隆市 Keelung City                       | 3,113              | 1,247     | 1,866       | 19,166,400                 | 4  | 28,800                           | 137           |
| 新竹市 Hsinchu City                       | 1,185              | 507       | 678         | 7,444,800                  | 31   | 223,200                          | 71            |
| 嘉義市 Chiayi City                        | 2,112              | 851       | 1,261       | 13,298,400                 | 36   | 259,200                          | 77            |
| 福建省 Fuchien Prov.                      | 74                 | 35        | 39          | 515,330                    | 3  | 21,600                           | 20            |
| 金門縣 Kinmen C.                          | 62                 | 28        | 34          | 428,930                    | -  | -                                | 17            |
| 連江縣 Lienchiang C.                      | 12                 | 7         | 5           | 86,400                     | 3  | 21,600                           | 3             |

TABLE 20. LIVING ALLOWANCE FOR MID OR LOW INCOME ELDERS

| Low-Income Families                    |   |   | 中 低 收 入 Middle-to-Low Income  |                        |   |               |
|--|---|---|---|------------------------|---|---------------|
| 新北、臺中、<br>第1、2類(臺北、<br>高雄))<br>Class 2 | 第3款(省、新北、臺中、<br>臺南)、第3、4類(臺北、<br>高雄)<br>Class 3 | 最低生活費1倍以上未滿1.5倍<br>1 and Under 1.5Times<br>Minimum of Subsistence | 最低生活費1.5倍以上未滿2.5倍<br>1.5 and Under 2.5Times<br>Minimum of Subsistence |                        | 最低生活費2.5倍以上未滿3.5倍<br>2.5 and Under 3.5Times<br>Minimum of Subsistence |               |
| 金額(元)<br>Amount(NT.\$)                 | 人 數<br>Persons                                  | 金額(元)<br>Amount(NT.\$)  | 人 數<br>Persons  | 金額(元)<br>Amount(NT.\$) | 人 數<br>Persons  |               |
| 444,893,703                            | 7,459   | 522,759,023   | 87,064  | 6,151,873,130          | 53,729  | 1,980,546,190 |
| 399,788,006                            | 7,621   | 531,451,340   | 89,120  | 6,267,915,741          | 43,626  | 1,567,958,732 |
| 383,941,450                            | 7,432   | 515,309,863   | 89,415  | 6,277,025,453          | 36,278  | 1,341,164,763 |
| 353,604,106                            | 6,911   | 483,101,758   | 88,534  | 6,347,244,199          | 32,212  | 1,130,264,173 |
| 337,148,964                            | 6,435   | 438,992,253   | 83,132  | 5,892,963,191          | 29,681  | 1,045,311,670 |
| 341,688,464                            | 6,473   | 446,054,640   | 81,527  | 5,752,077,595          | 27,820  | 1,008,974,848 |
| 347,858,044                            | 6,694   | 462,651,496   | 81,725  | 5,788,373,002          | 24,719  | 874,832,176   |
| 358,499,454                            | 6,897   | 478,407,765   | 82,639  | 5,817,451,776          | 23,732  | 833,382,654   |
| 479,904,150                            | 7,044   | 578,120,920   | 85,115  | 7,112,854,345          | 21,388  | 912,959,334   |
| 40,415,279                             | 7,017   | 50,413,693  | 84,655  | 597,830,086            | 21,339  | 75,932,478    |
| 40,557,639                             | 7,044   | 50,570,168  | 85,115  | 602,036,176            | 21,388  | 76,581,412    |
| 164,067,370                            | 6,827   | 194,797,379   | 82,235  | 2,317,418,630          | 22,306  | 321,473,224   |
| 40,479,480                             | 6,433   | 46,122,140  | 79,660  | 562,895,800            | 21,754  | 77,844,524    |
| 41,033,971                             | 6,688   | 48,674,481  | 81,425  | 579,075,394            | 22,450  | 81,622,224    |
| 41,045,541                             | 6,827   | 49,981,309  | 82,080  | 584,788,600            | 22,313  | 80,622,354    |
| 41,508,378                             | 6,827   | 50,019,449  | 82,235  | 590,658,836            | 22,306  | 81,384,122    |
| 3,211,200                              | 1,358   | 10,292,900  | 6,615   | 51,874,300             | 879   | 3,816,100     |
| 7,439,727                              | 1,144   | 8,140,170   | 6,490   | 42,827,290             | 1,166   | 4,137,010     |
| 3,297,600                              | 381   | 2,944,800   | 7,490   | 55,111,200             | 2,508   | 9,295,200     |
| 3,758,400                              | 385   | 2,836,800   | 5,795   | 41,896,800             | 1,417   | 5,119,200     |
| 10,629,051                             | 697   | 4,966,995   | 23,169  | 159,879,994            | 4,550   | 15,811,812    |
| 13,028,400                             | 2,856   | 20,800,154  | 32,635  | 238,771,552            | 11,782  | 43,190,400    |
| 1,015,200                              | 125   | 900,000   | 1,229   | 8,946,200              | 251   | 914,400       |
| 936,000                                | 231   | 1,663,200   | 3,900   | 28,080,000             | 2,023   | 7,282,800     |
| 489,600                                | 69  | 419,060   | 706   | 5,040,000              | 314   | 1,126,800     |
| 1,512,000                              | 138   | 990,294   | 1,428   | 10,281,600             | 707   | 2,545,200     |
| 136,800                                | 558   | 4,197,600   | 3,121   | 22,680,000             | 1,376   | 4,980,000     |
| 540,000                                | 398   | 2,865,600   | 3,958   | 28,497,600             | 1,289   | 4,640,400     |
| 2,736,000                              | 99  | 712,800   | 3,737   | 26,906,400             | 963   | 3,466,800     |
| 453,600                                | 132   | 1,015,200   | 3,840   | 27,702,000             | 1,094   | 3,956,400     |
| 1,292,400                              | 539   | 3,939,600   | 4,445   | 35,491,852             | 1,363   | 5,587,200     |
| 1,180,800                              | 139   | 1,000,800   | 549   | 3,932,800              | 150   | 540,000       |
| 129,600                                | 197   | 1,432,800   | 899   | 6,602,700              | 435   | 1,605,600     |
| 554,400                                | 17  | 122,400   | 683   | 4,917,600              | 117   | 432,000       |
| 986,400                                | 122   | 878,400   | 1,948   | 14,025,600             | 902   | 3,247,200     |
| 511,200                                | 33  | 237,600   | 782   | 5,515,200              | 268   | 957,600       |
| 554,400                                | 59  | 424,800   | 1,410   | 10,152,000             | 530   | 1,908,000     |
| 144,000                                | 6   | 37,630  | 41  | 297,700                | 4   | 14,400        |
| 122,400                                | 5   | 30,430  | 36  | 261,700                | 4   | 14,400        |
| 21,600                                 | 1   | 7,200   | 5   | 36,000                 | -   | -             |

資料來源：直轄市、縣(市)政府。

說 明：100年起高雄市低收入戶新增第4類。

Source: County and City Government.

Note: Kaohsiung City's classification of the Households and Persons of Low-Income Families has added Type 4 since 2011.



表21. 身心障礙者人數(續)

單位：人

2、領有新制身心障礙證明者

| 年(季)底及區域別                        | 總計             |               |               | 神經系統構造及精神、心智功能                                      | 眼、耳及相關構造與感官功能及疼痛  | 涉及聲音與言語構造及其功能   |
|----------------------------------|----------------|---------------|---------------|---|---|---|
|                                  | 計              | 男             | 女             |   |   |   |
| End of Year (Quarter) & Locality | Total          | Male          | Female        | Mental Functions & Structures of the Nervous System | Sensory Functions & Pain: The Eye, Ear and Related Structures | Functions & Structures of/involed in Voice and Speech |
| 一〇一年 2012                        | 87,027         | 48,418        | 38,609        | 36,461  | 12,074  | 567   |
| 第三季 3rd Qua.                     | 36,070         | 20,119        | 15,951        | 14,490  | 5,444   | 244   |
| 第四季 4th Qua.                     | 87,027         | 48,418        | 38,609        | 36,461  | 12,074  | 567   |
| <b>一〇二年 2013</b>                 | <b>131,746</b> | <b>73,369</b> | <b>58,377</b> | <b>54,950</b>                                       | <b>17,764</b>   | <b>883</b>  |
| 第一季 1st Qua.                     | 131,746        | 73,369        | 58,377        | 54,950  | 17,764  | 883   |
| 新 北 市 New Taipei City            | 20,969         | 11,783        | 9,186         | 9,881   | 2,278   | 139   |
| 臺 北 市 Taipei City                | 13,912         | 7,618         | 6,294         | 6,075   | 1,576   | 57  |
| 臺 中 市 Taichung City              | 12,912         | 7,287         | 5,625         | 4,937   | 2,031   | 68  |
| 臺 南 市 Tainan City                | 10,438         | 5,708         | 4,730         | 3,745   | 1,752   | 66  |
| 高 雄 市 Kaohsiung City             | 15,147         | 8,307         | 6,840         | 6,551   | 1,716   | 103   |
| 臺 灣 省 Taiwan Prov.               | 57,795         | 32,371        | 25,424        | 23,553  | 8,315   | 446   |
| 宜蘭縣 Yilan C.                     | 4,154          | 2,148         | 2,006         | 1,871   | 498   | 18  |
| 桃園縣 Taoyuan C.                   | 10,078         | 5,706         | 4,372         | 4,636   | 1,258   | 70  |
| 新竹縣 Hsinchu C.                   | 2,376          | 1,377         | 999           | 1,080   | 391   | 11  |
| 苗栗縣 Miaoli C.                    | 3,038          | 1,756         | 1,282         | 994   | 505   | 15  |
| 彰化縣 Changhua C.                  | 7,160          | 4,110         | 3,050         | 2,562   | 1,207   | 82  |
| 南投縣 Nantou C.                    | 4,044          | 2,308         | 1,736         | 1,356   | 902   | 33  |
| 雲林縣 Yunlin C.                    | 4,667          | 2,609         | 2,058         | 1,507   | 743   | 58  |
| 嘉義縣 Chiayi C.                    | 3,965          | 2,182         | 1,783         | 1,351   | 575   | 38  |
| 屏東縣 Pingtung C.                  | 6,381          | 3,549         | 2,832         | 2,934   | 725   | 44  |
| 臺東縣 Taitung C.                   | 1,637          | 982           | 655           | 706   | 179   | 11  |
| 花蓮縣 Hualien C.                   | 2,887          | 1,604         | 1,283         | 1,316   | 360   | 32  |
| 澎湖縣 Penghu C.                    | 950            | 524           | 426           | 454   | 160   | 3   |
| 基隆市 Keelung City                 | 2,807          | 1,473         | 1,334         | 1,384   | 265   | 13  |
| 新竹市 Hsinchu City                 | 2,071          | 1,152         | 919           | 846   | 327   | 8   |
| 嘉義市 Chiayi City                  | 1,580          | 891           | 689           | 556   | 220   | 10  |
| 福 建 省 Fuchien Prov.              | 573            | 295           | 278           | 208   | 96  | 4   |
| 金門縣 Kinmen C.                    | 527            | 270           | 257           | 189   | 90  | 4   |
| 連江縣 Lienchiang C.                | 46             | 25            | 21            | 19  | 6   | —   |

TABLE 21. THE DISABLED POPULATION(CONT.)

2、WITH DISABILITY IDENTIFICATION

Unit: Persons

| 循環、造血、免疫系統相關構造及其功能   | 消化、新陳代謝與內分泌系統相關構造及其功能   | 泌尿與生殖系統相關構造及其功能   | 神經、肌肉、骨骼之移動相關構造及其功能   | 皮膚與相關構造及其功能                                | 跨兩類別以上者                       | 舊制轉換新制暫無法歸類者                            |
|--|---|---|---|--|-------------------------------|---|
| Functions & Structures of/related to the Cardiovascular, Haematological, Immunological and Respiratory Systems | Functions & Structures of/related to the Digestive, Metabolic and Endocrine Systems | Functions & Structures of/related to the Genitourinary and Reproductive Systems | Neuromusculo-skeletal and Movement related Functions & Structures | Functions & Related Structures of the Skin | More than two Classifications | Cannot transfer to ICF's Classification |
| 4,787  | 1,100   | 3,668   | 17,116  | 123  | 11,070                        | 61                                      |
| 1,920  | 500   | 1,574   | 7,380   | 59   | 4,453                         | 6                                       |
| 4,787  | 1,100   | 3,668   | 17,116  | 123  | 11,070                        | 61                                      |
| <b>7,482</b>   | <b>1,658</b>  | <b>6,042</b>  | <b>25,886</b>   | <b>188</b>                                 | <b>16,827</b>                 | <b>66</b>                               |
| 7,482  | 1,658   | 6,042   | 25,886  | 188  | 16,827                        | 66                                      |
| 1,461  | 236   | 944   | 3,538   | 25   | 2,443                         | 24                                      |
| 1,112  | 120   | 537   | 2,286   | 12   | 2,132                         | 5                                       |
| 769  | 168   | 631   | 2,432   | 15   | 1,857                         | 4                                       |
| 525  | 158   | 496   | 2,461   | 30   | 1,200                         | 5                                       |
| 790  | 220   | 838   | 3,291   | 22   | 1,607                         | 9                                       |
| 2,777  | 742   | 2,578   | 11,777  | 82   | 7,506                         | 19                                      |
| 161  | 26  | 127   | 880   | 3  | 567                           | 3                                       |
| 522  | 99  | 456   | 1,823   | 17   | 1,189                         | 8                                       |
| 77   | 28  | 93  | 463   | 5  | 228                           | —                                       |
| 122  | 30  | 155   | 716   | 7  | 493                           | 1                                       |
| 375  | 108   | 316   | 1,541   | 13   | 955                           | 1                                       |
| 186  | 53  | 222   | 741   | 5  | 546                           | —                                       |
| 287  | 85  | 201   | 1,149   | 7  | 630                           | —                                       |
| 250  | 82  | 173   | 877   | 5  | 612                           | 2                                       |
| 209  | 82  | 279   | 1,434   | 3  | 671                           | —                                       |
| 66   | 29  | 68  | 296   | 4  | 277                           | 1                                       |
| 108  | 43  | 82  | 516   | 2  | 427                           | 1                                       |
| 35   | 5   | 32  | 172   | —  | 89                            | —                                       |
| 195  | 24  | 205   | 441   | 3  | 276                           | 1                                       |
| 106  | 21  | 88  | 433   | 4  | 237                           | 1                                       |
| 78   | 27  | 81  | 295   | 4  | 309                           | —                                       |
| 48   | 14  | 18  | 101   | 2  | 82                            | —                                       |
| 43   | 12  | 16  | 93  | 2  | 78                            | —                                       |
| 5  | 2   | 2   | 8   | —  | 4                             | —                                       |

表22. 全國性人民團體

單位：團體數

| 年(季)底別<br>End of Year(Quarter)    | 政治團體 Political Associations |   | 職業團體 Occupational Associations |                                    |                                    |  |
|-----------------------------------|-----------------------------|---|--------------------------------|------------------------------------|------------------------------------|--|
|                                   | 政黨<br>Political Parties     | 全國性<br>政治團體<br>Nation-Wide<br>Political<br>Associations | 合計<br>Total                    | 工業團體<br>Industrial<br>Associations | 商業團體<br>Commercial<br>Associations | 自由職<br>業團體<br>Professional<br>Associations |
| 九十三年 2004                         | 108                         | 39  | 253                            | 142                                | 78                                 | 33   |
| 九十四年 2005                         | 116                         | 40  | 262                            | 143                                | 82                                 | 37   |
| 九十五年 2006                         | 122                         | 42  | 269                            | 143                                | 83                                 | 43   |
| 九十六年 2007                         | 136                         | 43  | 278                            | 144                                | 89                                 | 45   |
| 九十七年 2008                         | 144                         | 43  | 287                            | 145                                | 96                                 | 46   |
| 九十八年 2009                         | 158                         | 43  | 294                            | 146                                | 101                                | 47   |
| 九十九年 2010                         | 175                         | 43  | 301                            | 146                                | 107                                | 48   |
| 一〇〇年 2011                         | 209                         | 43  | 308                            | 146                                | 114                                | 48   |
| 一〇一年 2012                         | 231                         | 43  | 314                            | 147                                | 119                                | 48   |
| 第一季 1st Qua.                      | 218                         | 43  | ...                            | ...                                | ...                                | ...  |
| 第二季 2nd Qua.                      | 224                         | 43  | 309                            | 146                                | 115                                | 48   |
| 第三季 3rd Qua.                      | 225                         | 43  | ...                            | ...                                | ...                                | ...  |
| 第四季 4th Qua.                      | 231                         | 43  | 314                            | 147                                | 119                                | 48   |
| <b>一〇二年 2013</b>                  | <b>237</b>                  | <b>43</b>   | ...                            | ...                                | ...                                | ...  |
| 第一季 1st Qua.                      | 237                         | 43  | ...                            | ...                                | ...                                | ...  |
| 較上季增減(%)<br>VS. with Last Quarter | 2.60                        | 0.00  | ...                            | ...                                | ...                                | ...  |
| 較上年同季增減(%)<br>VS. with Last Year  | 8.72                        | 0.00  | ...                            | ...                                | ...                                | ...  |

資料來源：本部民政司、社會司。

說明：1. 因97年1月23日修正「社會團體許可立案作業規定」，98年起新增「環保團體」，原「兩岸團體」依其性質分歸各應屬之團體類別。  
2. 102年1月新增中華同興黨、台灣第一民族黨、3月新增中華兩岸文化經濟黨、中華慈悲忠義黨、地球公義聯線、中華民國臺灣三〇〇年憲政革命行動黨。

TABLE 22. NATIONAL-WIDE CIVIC ASSOCIATIONS

Unit : Associations

| 合計<br>Total | 社會團體 Social Associations                         |                                   |  |                                     |   |  |   |                                     |
|-------------|--|-----------------------------------|--|-------------------------------------|---|--|---|-------------------------------------|
|             | 學術文化團體<br>Academic &<br>Cultural<br>Associations | 醫療衛生團體<br>Medical<br>Associations | 宗教團體<br>Religious<br>Associa-<br>tions | 體育團體<br>Sports<br>Associa-<br>tions | 社會服務及慈善團體<br>Social Services<br>& Charity<br>Associations | 國際團體<br>International<br>Associa-<br>tions | 經濟業<br>務團體<br>Economic<br>Business<br>Associa-<br>tions | 環保、同鄉、同學<br>校友會<br>及其他<br>Others(2) |
| 5,997       | 1,428  | 514                               | 524                                    | 574                                 | 1,239   | 147  | 1,203   | 368                                 |
| 6,565       | 1,570  | 591                               | 574                                    | 624                                 | 1,345   | 149  | 1,321   | 391                                 |
| 7,150       | 1,707  | 641                               | 633                                    | 668                                 | 1,475   | 161  | 1,443   | 422                                 |
| 7,796       | 1,838  | 698                               | 683                                    | 718                                 | 1,661   | 166  | 1,546   | 486                                 |
| 8,542       | 1,960  | 751                               | 750                                    | 779                                 | 1,872   | 170  | 1,678   | 582                                 |
| 9,252       | 2,060  | 794                               | 827                                    | 847                                 | 1,973   | 176  | 1,768   | 807                                 |
| 9,248       | 1,964  | 825                               | 884                                    | 934                                 | 2,010   | 141  | 1,804   | 686                                 |
| 10,298      | 2,154  | 900                               | 1,053                                  | 1,017                               | 2,263   | 147  | 1,964   | 800                                 |
| 11,172      | 2,373  | 975                               | 1,163                                  | 1,087                               | 2,411   | 147  | 2,107   | 909                                 |
| ...         | ...  | ...                               | ...                                    | ...                                 | ...   | ...  | ...   | ...                                 |
| 10,713      | 2,255  | 935                               | 1,107                                  | 1,052                               | 2,328   | 147  | 2,028   | 861                                 |
| ...         | ...  | ...                               | ...                                    | ...                                 | ...   | ...  | ...   | ...                                 |
| 11,172      | 2,373  | 975                               | 1,163                                  | 1,087                               | 2,411   | 147  | 2,107   | 909                                 |
| ...         | ...  | ...                               | ...                                    | ...                                 | ...   | ...  | ...   | ...                                 |
| ...         | ...  | ...                               | ...                                    | ...                                 | ...   | ...  | ...   | ...                                 |
| ...         | ...  | ...                               | ...                                    | ...                                 | ...   | ...  | ...   | ...                                 |

Source : Dept. of Civil and Social Affair, MOI.

Note : Due to the revise of the Regulation for Registration of Social Entities on 23 Jan. 2008, the figures of Others have included the environmental groups and the former cross-strait associations have been reclassified according to their characteristics since 2009.



表23. 國民年金被保險人數按身分、年齡及性別分

TABLE 23. THE INSURED PERSONS OF NATIONAL PENSION BY IDENTITY, AGE AND SEX

單位：人

Unit : Persons

| 年(月)底、<br>年齡及性別                      | 總計             | 一般身分                   | 低收入戶                      | 所得未達一定                                 |                    |
|--------------------------------------|----------------|------------------------|---------------------------|--|--------------------|
|                                      |                |                        |                           | The Insured Whose Income Fail to Reach |                    |
|                                      |                |                        |                           | 合計                                     | 第一目                |
| End of<br>Year (Month),<br>Age & Sex | Grand<br>Total | The General<br>Insured | The Low-income<br>Insured | Total                                  | First Class<br>(1) |
| 九十八年 2009                            | 4,014,678      | 3,562,609              | 50,392                    | 150,595                                | 99,632             |
| 九十九年 2010                            | 3,872,241      | 3,389,685              | 51,390                    | 181,379                                | 119,858            |
| 一〇〇年 2011                            | 3,783,731      | 3,295,839              | 62,071                    | 175,133                                | 120,010            |
| 一〇一年 2012                            | 3,725,626      | 3,220,523              | 72,616                    | 184,193                                | 127,310            |
| 十一月 Nov.                             | 3,721,051      | 3,218,034              | 71,483                    | 183,638                                | 126,913            |
| 十二月 Dec.                             | 3,725,626      | 3,220,523              | 72,616                    | 184,193                                | 127,310            |
| 一〇二年 2013                            | 3,734,556      | 3,246,842              | 72,660                    | 167,949                                | 118,369            |
| 一月 Jan.                              | 3,740,739      | 3,258,100              | 66,582                    | 165,722                                | 117,192            |
| 二月 Feb.                              | 3,718,976      | 3,235,761              | 68,616                    | 165,990                                | 117,120            |
| 三月 Mar.                              | 3,764,978      | 3,277,871              | 71,793                    | 167,133                                | 117,793            |
| 四月 Apr.                              | 3,734,556      | 3,246,842              | 72,660                    | 167,949                                | 118,369            |
| 計 T.                                 | 3,734,556      | 3,246,842              | 72,660                    | 167,949                                | 118,369            |
| 總計 Grand Total                       | 1,791,403      | 1,546,882              | 34,982                    | 65,083                                 | 46,162             |
| 男 M.                                 | 1,943,153      | 1,699,960              | 37,678                    | 102,866                                | 72,207             |
| 女 F.                                 | 467,255        | 437,997                | 3,251                     | 7,543                                  | 3,849              |
| 25—29歲 Years                         | 238,120        | 223,302                | 1,074                     | 2,656                                  | 1,135              |
| 男 M.                                 | 229,135        | 214,695                | 2,177                     | 4,887                                  | 2,714              |
| 女 F.                                 | 484,331        | 435,362                | 7,334                     | 17,989                                 | 12,377             |
| 30—34歲 Years                         | 227,023        | 205,691                | 1,961                     | 5,332                                  | 3,443              |
| 男 M.                                 | 257,308        | 229,671                | 5,373                     | 12,657                                 | 8,934              |
| 女 F.                                 | 442,639        | 382,376                | 12,324                    | 25,000                                 | 20,348             |
| 計 T.                                 | 208,281        | 182,498                | 3,974                     | 7,973                                  | 6,480              |
| 35—39歲 Years                         | 234,358        | 199,878                | 8,350                     | 17,027                                 | 13,868             |
| 男 M.                                 | 437,297        | 367,889                | 15,974                    | 28,332                                 | 24,328             |
| 女 F.                                 | 211,753        | 179,248                | 7,028                     | 10,480                                 | 9,212              |
| 40—44歲 Years                         | 225,544        | 188,641                | 8,946                     | 17,852                                 | 15,116             |
| 計 T.                                 | 429,244        | 358,810                | 14,497                    | 26,370                                 | 21,499             |
| 45—49歲 Years                         | 215,517        | 178,505                | 8,078                     | 11,240                                 | 9,653              |
| 男 M.                                 | 213,727        | 180,305                | 6,419                     | 15,130                                 | 11,846             |
| 女 F.                                 | 419,246        | 352,417                | 9,684                     | 20,895                                 | 13,714             |
| 計 T.                                 | 205,042        | 167,983                | 6,397                     | 9,447                                  | 6,782              |
| 50—54歲 Years                         | 214,204        | 184,434                | 3,287                     | 11,448                                 | 6,932              |
| 男 M.                                 | 481,941        | 416,018                | 5,464                     | 19,980                                 | 10,044             |
| 女 F.                                 | 224,576        | 188,696                | 3,758                     | 8,816                                  | 4,594              |
| 計 T.                                 | 257,365        | 227,322                | 1,706                     | 11,164                                 | 5,450              |
| 55—59歲 Years                         | 572,603        | 495,973                | 4,132                     | 21,840                                 | 12,210             |
| 男 M.                                 | 261,091        | 220,959                | 2,712                     | 9,139                                  | 4,863              |
| 女 F.                                 | 311,512        | 275,014                | 1,420                     | 12,701                                 | 7,347              |
| 計 T.                                 | 44.94          | 44.66                  | 44.07                     | 45.95                                  | 45.03              |
| 平均年齡 Avg. Age                        | 44.69          | 44.25                  | 46.57                     | 47.14                                  | 46.31              |
| 男 M.                                 | 45.16          | 45.03                  | 41.75                     | 45.20                                  | 44.21              |
| 女 F.                                 |                |                        |                           |  |                    |

| 標準者<br>Certain Standard | 身心障礙者<br>The Disabled Insured |             |                          |                |            |
|-------------------------|-------------------------------|-------------|--------------------------|----------------|------------|
|                         | 第二目<br>Second Class<br>(2)    | 合計<br>Total | 重度以上<br>Severe & Extreme | 中度<br>Moderate | 輕度<br>Mild |
|                         |                               |             |                          |                |            |
|                         | 50,963                        | 251,082     | 95,379                   | 83,868         | 71,835     |
|                         | 61,521                        | 249,787     | 96,166                   | 83,454         | 70,167     |
|                         | 55,123                        | 250,688     | 97,956                   | 82,583         | 70,149     |
|                         | 56,883                        | 248,294     | 99,120                   | 80,608         | 68,566     |
|                         | 56,725                        | 247,896     | 98,819                   | 80,613         | 68,464     |
|                         | 56,883                        | 248,294     | 99,120                   | 80,608         | 68,566     |
|                         | 49,580                        | 247,105     | 99,188                   | 79,619         | 68,298     |
|                         | 48,530                        | 250,335     | 98,434                   | 82,171         | 69,730     |
|                         | 48,870                        | 248,609     | 98,660                   | 80,865         | 69,084     |
|                         | 49,340                        | 248,181     | 98,963                   | 80,169         | 69,049     |
|                         | 49,580                        | 247,105     | 99,188                   | 79,619         | 68,298     |
|                         | 49,580                        | 247,105     | 99,188                   | 79,619         | 68,298     |
|                         | 18,921                        | 144,456     | 57,857                   | 45,299         | 41,300     |
|                         | 30,659                        | 102,649     | 41,331                   | 34,320         | 26,998     |
|                         | 3,694                         | 18,464      | 6,633                    | 6,077          | 5,754      |
|                         | 1,521                         | 11,088      | 3,931                    | 3,573          | 3,584      |
|                         | 2,173                         | 7,376       | 2,702                    | 2,504          | 2,170      |
|                         | 5,612                         | 23,646      | 9,046                    | 8,168          | 6,432      |
|                         | 1,889                         | 14,039      | 5,311                    | 4,712          | 4,016      |
|                         | 3,723                         | 9,607       | 3,735                    | 3,456          | 2,416      |
|                         | 4,652                         | 22,939      | 9,131                    | 8,243          | 5,565      |
|                         | 1,493                         | 13,836      | 5,386                    | 4,932          | 3,518      |
|                         | 3,159                         | 9,103       | 3,745                    | 3,311          | 2,047      |
|                         | 4,004                         | 25,102      | 10,320                   | 8,739          | 6,043      |
|                         | 1,268                         | 14,997      | 6,129                    | 5,124          | 3,744      |
|                         | 2,736                         | 10,105      | 4,191                    | 3,615          | 2,299      |
|                         | 4,871                         | 29,567      | 12,567                   | 9,660          | 7,340      |
|                         | 1,587                         | 17,694      | 7,565                    | 5,577          | 4,552      |
|                         | 3,284                         | 11,873      | 5,002                    | 4,083          | 2,788      |
|                         | 7,181                         | 36,250      | 15,365                   | 11,511         | 9,374      |
|                         | 2,665                         | 21,215      | 9,119                    | 6,358          | 5,738      |
|                         | 4,516                         | 15,035      | 6,246                    | 5,153          | 3,636      |
|                         | 9,936                         | 40,479      | 16,623                   | 12,293         | 11,563     |
|                         | 4,222                         | 23,306      | 9,619                    | 6,828          | 6,859      |
|                         | 5,714                         | 17,173      | 7,004                    | 5,465          | 4,704      |
|                         | 9,630                         | 50,658      | 19,503                   | 14,928         | 16,227     |
|                         | 4,276                         | 28,281      | 10,797                   | 8,195          | 9,289      |
|                         | 5,354                         | 22,377      | 8,706                    | 6,733          | 6,938      |
|                         | 48.15                         | 48.14       | 48.32                    | 47.48          | 48.67      |
|                         | 49.17                         | 47.87       | 48.11                    | 47.18          | 48.29      |
|                         | 47.53                         | 48.53       | 48.62                    | 47.88          | 49.23      |

資料來源：勞工保險局。

說明：1. 第一目係指家庭總收入平均分配全家人口，每人每月未達當年度最低生活費1.5倍，且未超過臺灣地區平均每人每月消費支出之1倍者。  
2. 第二目係指家庭總收入平均分配全家人口，每人每月未達當年度最低生活費1.5倍，未達2倍，且未超過臺灣地區平均每人每月消費支出之1.5倍者。

Source: Bureau of Labor Insurance, Council of Labor Affairs, Executive Yuan.

Note: 1. First class refers to the monthly income per person, the amount of total family income divided by the number of the family, for the insured persons fails to reach 1.5 times of the lowest living expense of that specific year and does not exceed 1 time of the average monthly consumption per person in Taiwan area.  
2. Second class refers to the monthly income per person, the amount of total family income divided by the number of the family, for the insured persons reaches the 1.5 times but less than 2 times of the lowest living expense of that specific year and does not exceed 1.5 times of the average monthly consumption per person in Taiwan area.

表24. 國民年金核付人數及金額按給付種類分

TABLE 24. NATIONAL PENSION INSURANCE PAYMENT BY PERILS

| 年(月)別及區域別<br>Year(Month)<br>& Locality | 總計<br>Grand Total |                            | 老人年金給付<br>Elderly Pension<br>Payment |                            |
|--|-------------------|----------------------------|--------------------------------------|----------------------------|
|  | 人數<br>Persons     | 金額(千元)<br>Amounts(\$1,000) | 人數<br>Persons                        | 金額(千元)<br>Amounts(\$1,000) |
| 九十八年 2009                              | 1,044,341         | 37,696,991                 | 108,241                              | 2,445,843                  |
| 九十九年 2010                              | 1,109,914         | 40,498,338                 | 188,853                              | 5,680,534                  |
| 一〇〇年 2011                              | 1,216,260         | 43,281,019                 | 271,698                              | 8,409,775                  |
| 一〇一年 2012                              | 1,293,871         | 53,283,638                 | 365,483                              | 13,391,934                 |
| 十一月 Nov.                               | 1,251,176         | 4,584,174                  | 356,463                              | 1,252,628                  |
| 十二月 Dec.                               | 1,258,810         | 4,602,967                  | 365,483                              | 1,284,554                  |
| 一〇二年 2013                              | 1,302,891         | 19,118,034                 | 400,925                              | 5,526,818                  |
| 一月 Jan.                                | 1,273,132         | 4,942,364                  | 374,627                              | 1,317,457                  |
| 二月 Feb.                                | 1,279,902         | 4,657,152                  | 383,296                              | 1,350,942                  |
| 三月 Mar.                                | 1,285,697         | 4,713,011                  | 391,612                              | 1,382,334                  |
| 四月 Apr.                                | 1,293,742         | 4,805,507                  | 400,925                              | 1,476,084                  |
| 新北市 New Taipei City                    | 236,444           | 875,479                    | 77,324                               | 286,692                    |
| 臺北市 Taipei City                        | 194,512           | 718,343                    | 60,030                               | 222,705                    |
| 臺中市 Taichung City                      | 129,170           | 482,195                    | 41,876                               | 153,256                    |
| 臺南市 Tainan City                        | 96,087            | 355,326                    | 29,290                               | 105,078                    |
| 高雄市 Kaohsiung City                     | 154,171           | 563,452                    | 51,356                               | 178,624                    |
| 臺灣省 Taiwan Prov.                       | 478,206           | 1,790,718                  | 138,955                              | 520,886                    |
| 宜蘭縣 Yilan C.                           | 31,383            | 115,226                    | 8,085                                | 30,403                     |
| 桃園縣 Taoyuan C.                         | 93,868            | 355,170                    | 33,514                               | 126,046                    |
| 新竹縣 Hsinchu C.                         | 30,124            | 111,238                    | 8,608                                | 31,897                     |
| 苗栗縣 Miaoli C.                          | 30,007            | 115,921                    | 9,537                                | 38,953                     |
| 彰化縣 Changhua C.                        | 59,223            | 221,004                    | 17,145                               | 64,017                     |
| 南投縣 Nantou C.                          | 24,320            | 95,330                     | 6,654                                | 28,118                     |
| 雲林縣 Yunlin C.                          | 31,228            | 118,283                    | 8,708                                | 33,590                     |
| 嘉義縣 Chiayi C.                          | 20,855            | 77,724                     | 6,448                                | 23,007                     |
| 屏東縣 Pingtung C.                        | 37,943            | 141,555                    | 11,413                               | 39,786                     |
| 臺東縣 Taitung C.                         | 16,499            | 62,581                     | 2,821                                | 10,358                     |
| 花蓮縣 Hualien C.                         | 26,096            | 98,911                     | 5,489                                | 21,847                     |
| 澎湖縣 Penghu C.                          | 4,094             | 13,653                     | 1,531                                | 4,137                      |
| 基隆市 Keelung City                       | 31,601            | 113,963                    | 7,622                                | 27,520                     |
| 新竹市 Hsinchu City                       | 23,608            | 85,865                     | 6,909                                | 24,632                     |
| 嘉義市 Chiayi City                        | 17,357            | 64,295                     | 4,471                                | 16,576                     |
| 福建省 Fuchien Prov.                      | 5,152             | 19,994                     | 2,094                                | 8,842                      |
| 金門縣 Kinmen C.                          | 4,358             | 17,188                     | 1,904                                | 8,160                      |
| 連江縣 Lienchiang C.                      | 794               | 2,806                      | 190                                  | 682                        |

| 老年基本保證年金<br>Elderly Basic Guaranteed<br>Pension Payment |                            | 原住民給付<br>Indigenous<br>People Payment |                            | 生育給付<br>Maternity Benefits |                            |
|---|----------------------------|---------------------------------------|----------------------------|----------------------------|----------------------------|
| 人數<br>Persons   | 金額(千元)<br>Amounts(\$1,000) | 人數<br>Persons                         | 金額(千元)<br>Amounts(\$1,000) | 人數<br>Persons              | 金額(千元)<br>Amounts(\$1,000) |
| 863,953   | 31,650,282                 | 24,247                                | 858,641                    | —                          | —                          |
| 832,118   | 30,538,824                 | 26,555                                | 923,510                    | —                          | —                          |
| 836,706   | 29,939,507                 | 29,444                                | 1,016,078                  | 5,170                      | 92,379                     |
| 793,052   | 33,622,882                 | 31,672                                | 1,278,326                  | 19,720                     | 350,698                    |
| 796,033   | 2,793,041                  | 31,469                                | 110,336                    | 1,548                      | 27,665                     |
| 793,052   | 2,773,139                  | 31,672                                | 110,696                    | 2,057                      | 36,461                     |
| 788,774   | 11,379,542                 | 32,357                                | 453,928                    | 6,329                      | 112,095                    |
| 797,408   | 3,064,386                  | 31,922                                | 114,728                    | 1,614                      | 28,616                     |
| 795,103   | 2,782,443                  | 32,179                                | 113,111                    | 1,486                      | 26,456                     |
| 791,253   | 2,768,601                  | 32,217                                | 112,737                    | 1,580                      | 27,890                     |
| 788,774   | 2,764,112                  | 32,357                                | 113,353                    | 1,649                      | 29,134                     |
| 146,553   | 513,892                    | 2,507                                 | 8,743                      | 300                        | 5,288                      |
| 123,615   | 434,157                    | 718                                   | 2,520                      | 248                        | 4,389                      |
| 77,870  | 272,316                    | 1,202                                 | 4,214                      | 230                        | 4,044                      |
| 60,847  | 213,252                    | 271                                   | 949                        | 112                        | 2,004                      |
| 92,109  | 322,108                    | 1,644                                 | 5,761                      | 198                        | 3,508                      |
| 284,955   | 998,493                    | 25,994                                | 91,093                     | 554                        | 9,780                      |
| 21,322  | 74,719                     | 811                                   | 2,881                      | 24                         | 415                        |
| 51,376  | 180,046                    | 2,860                                 | 10,038                     | 173                        | 3,076                      |
| 18,753  | 65,731                     | 1,139                                 | 4,001                      | 43                         | 743                        |
| 18,011  | 63,320                     | 610                                   | 2,114                      | 26                         | 449                        |
| 37,828  | 132,427                    | 199                                   | 697                        | 73                         | 1,296                      |
| 14,447  | 50,598                     | 1,730                                 | 6,062                      | 27                         | 467                        |
| 20,352  | 71,379                     | 69                                    | 242                        | 26                         | 449                        |
| 12,410  | 43,542                     | 312                                   | 1,068                      | 28                         | 484                        |
| 19,591  | 68,712                     | 4,141                                 | 14,571                     | 36                         | 657                        |
| 6,335   | 22,297                     | 6,532                                 | 22,811                     | 15                         | 276                        |
| 12,492  | 43,699                     | 6,814                                 | 23,870                     | 14                         | 242                        |
| 2,345   | 8,208                      | 9                                     | 32                         | 2                          | 35                         |
| 22,312  | 77,847                     | 602                                   | 2,121                      | 22                         | 397                        |
| 15,449  | 54,107                     | 129                                   | 459                        | 37                         | 657                        |
| 11,932  | 41,862                     | 37                                    | 130                        | 8                          | 138                        |
| 2,825   | 9,895                      | 21                                    | 74                         | 7                          | 121                        |
| 2,239   | 7,844                      | 19                                    | 67                         | 7                          | 121                        |
| 586   | 2,051                      | 2                                     | 7                          | —                          | —                          |

資料來源：勞工保險局。  
 說明：1. 老年基本保證年金係銜接本保險開辦前之敬老津貼，原住民給付係銜接本保險開辦前之原住民敬老津貼。  
 2. 被保險人符合身心障礙年金給付、身心障礙基本保證年金、老人年金給付、老年基本保證年金及遺屬年金給付條件時，僅得擇一請領。  
 3. 本表「區域別」係依被保險人戶籍地址統計。

Source: Bureau of Labor Insurance, Council of Labor Affairs, Executive Yuan.  
 Note: 1. Elderly Basic Guaranteed Pension Payment has substituted Elders' Welfare Allowance, and Indigenous People Payment has substituted Elderly Indigenous people's Welfare Allowance.  
 2. The insured Person is entitled to request for one payment only if he or she qualifies with the pension payment for the disabled, basic guaranteed pension payment for the disabled, elderly pension payment, elderly basic guaranteed pension payment and relatives pension payment at the same time.  
 3. Locality refers to the insured persons' household registration addresses.

表24. 國民年金核付人數及金額按給付種類分(續)

| 年(月)別及區域別<br>Year(Month)<br>& Locality | 身心障礙年金給付<br>Pension Payment for<br>the Disabled |                            | 身心障礙基本保證年金<br>Basic Guaranteed Pension<br>Payment the Disabled |                            |
|--|---|----------------------------|--|----------------------------|
|  | 人數<br>Persons                                   | 金額(千元)<br>Amounts(\$1,000) | 人數<br>Persons  | 金額(千元)<br>Amounts(\$1,000) |
| 九十八年 2009                              | 1,157   | 23,694                     | 22,032   | 1,116,156                  |
| 九十九年 2010                              | 2,373   | 67,523                     | 23,100   | 1,092,648                  |
| 一〇〇年 2011                              | 3,241   | 111,370                    | 23,212   | 1,118,294                  |
| 一〇一年 2012                              | 4,242   | 179,034                    | 23,194   | 1,297,851                  |
| 十一月 Nov.                               | 4,175   | 16,293                     | 23,183   | 109,615                    |
| 十二月 Dec.                               | 4,242   | 16,523                     | 23,194   | 109,236                    |
| 一〇二年 2013                              | 4,478   | 68,392                     | 23,200   | 441,381                    |
| 一月 Jan.                                | 4,310   | 16,676                     | 23,251   | 113,541                    |
| 二月 Feb.                                | 4,306   | 16,691                     | 23,142   | 108,914                    |
| 三月 Mar.                                | 4,415   | 17,496                     | 23,185   | 109,583                    |
| 四月 Apr.                                | 4,478   | 17,530                     | 23,200   | 109,343                    |
| 新北市 New Taipei City                    | 812   | 3,137                      | 2,302  | 10,937                     |
| 臺北市 Taipei City                        | 587   | 2,392                      | 5,677  | 26,776                     |
| 臺中市 Taichung City                      | 498   | 1,830                      | 2,387  | 11,240                     |
| 臺南市 Tainan City                        | 328   | 1,378                      | 1,693  | 7,820                      |
| 高雄市 Kaohsiung City                     | 591   | 2,272                      | 2,339  | 10,970                     |
| 臺灣省 Taiwan Prov.                       | 1,652   | 6,483                      | 8,747  | 41,375                     |
| 宜蘭縣 Yilan C.                           | 73  | 300                        | 411  | 1,932                      |
| 桃園縣 Taoyuan C.                         | 426   | 1,682                      | 2,034  | 9,583                      |
| 新竹縣 Hsinchu C.                         | 117   | 480                        | 592  | 2,801                      |
| 苗栗縣 Miaoli C.                          | 95  | 363                        | 662  | 3,201                      |
| 彰化縣 Changhua C.                        | 221   | 830                        | 1,262  | 5,941                      |
| 南投縣 Nantou C.                          | 67  | 269                        | 388  | 1,833                      |
| 雲林縣 Yunlin C.                          | 88  | 349                        | 701  | 3,280                      |
| 嘉義縣 Chiayi C.                          | 102   | 396                        | 570  | 2,688                      |
| 屏東縣 Pingtung C.                        | 131   | 458                        | 473  | 2,251                      |
| 臺東縣 Taitung C.                         | 31  | 113                        | 159  | 790                        |
| 花蓮縣 Hualien C.                         | 87  | 368                        | 445  | 2,116                      |
| 澎湖縣 Penghu C.                          | 8   | 29                         | 53   | 249                        |
| 基隆市 Keelung City                       | 71  | 289                        | 255  | 1,213                      |
| 新竹市 Hsinchu City                       | 62  | 267                        | 411  | 1,932                      |
| 嘉義市 Chiayi City                        | 73  | 292                        | 331  | 1,565                      |
| 福建省 Fuchien Prov.                      | 10  | 38                         | 55   | 226                        |
| 金門縣 Kinmen C.                          | 10  | 38                         | 48   | 193                        |
| 連江縣 Lienchiang C.                      | —   | —                          | 7  | 33                         |

說明：4. 因100年6月29日「國民年金法」修法，100年7月起新增「生育給付」。

TABLE 24. NATIONAL PENSION INSURANCE PAYMENT BY PERILS(CONT.)

| 喪葬給付<br>Funeral Expense |                            | 遺屬年金給付<br>Pension Payment Relatives |                            |
|-------------------------|----------------------------|-------------------------------------|----------------------------|
| 人數<br>Persons           | 金額(千元)<br>Amounts(\$1,000) | 人數<br>Persons                       | 金額(千元)<br>Amounts(\$1,000) |
| 16,578                  | 1,432,339                  | 8,133                               | 170,036                    |
| 19,128                  | 1,652,659                  | 17,787                              | 542,641                    |
| 19,270                  | 1,665,014                  | 27,519                              | 928,603                    |
| 18,859                  | 1,629,418                  | 37,649                              | 1,533,497                  |
| 1,509                   | 130,378                    | 36,796                              | 144,218                    |
| 1,461                   | 126,230                    | 37,649                              | 146,127                    |
| 6,070                   | 524,448                    | 40,758                              | 611,429                    |
| 1,599                   | 138,154                    | 38,401                              | 148,807                    |
| 1,245                   | 107,568                    | 39,145                              | 151,028                    |
| 1,625                   | 140,400                    | 39,810                              | 153,970                    |
| 1,601                   | 138,326                    | 40,758                              | 157,625                    |
| 257                     | 22,205                     | 6,389                               | 24,586                     |
| 139                     | 12,010                     | 3,498                               | 13,394                     |
| 186                     | 16,070                     | 4,921                               | 19,225                     |
| 136                     | 11,750                     | 3,410                               | 13,094                     |
| 213                     | 18,403                     | 5,721                               | 21,807                     |
| 667                     | 57,629                     | 16,682                              | 64,979                     |
| 25                      | 2,160                      | 632                                 | 2,418                      |
| 134                     | 11,578                     | 3,351                               | 13,122                     |
| 26                      | 2,246                      | 846                                 | 3,338                      |
| 41                      | 3,542                      | 1,025                               | 3,979                      |
| 74                      | 6,394                      | 2,421                               | 9,404                      |
| 48                      | 4,147                      | 959                                 | 3,836                      |
| 48                      | 4,147                      | 1,236                               | 4,847                      |
| 33                      | 2,851                      | 952                                 | 3,689                      |
| 83                      | 7,171                      | 2,075                               | 7,949                      |
| 42                      | 3,629                      | 564                                 | 2,307                      |
| 46                      | 3,974                      | 709                                 | 2,796                      |
| 5                       | 432                        | 141                                 | 532                        |
| 22                      | 1,901                      | 695                                 | 2,675                      |
| 18                      | 1,555                      | 593                                 | 2,257                      |
| 22                      | 1,901                      | 483                                 | 1,832                      |
| 3                       | 259                        | 137                                 | 540                        |
| 3                       | 259                        | 128                                 | 507                        |
| —                       | —                          | 9                                   | 33                         |

Note : 4. Due to the revise of the National Pension Act on 29 June 2011, the figures have included Maternity Benefits since July 2011.

表25. 辦理土地登記及標示變更登記—按月別分

| 年 (月) 別<br>Year (Month)          | 土地登記<br>Registration of Land |   | 土地標示變更登記<br>合 計 Total |   |
|----------------------------------|------------------------------|---|-----------------------|---|
|                                  | 總筆數<br>Total Plots           | 總面積<br>(平方公尺)<br>Total Area (m <sup>2</sup> ) | 筆 數<br>Plots          | 面 積<br>(平方公尺)<br>Area (m <sup>2</sup> ) |
|                                  | 九十三年 2004                    | 4,108,560                                     | 3,559,457,717         | 830,377                                 |
| 九十四年 2005                        | 4,180,615                    | 2,727,087,646                                 | 833,471               | 812,294,256                             |
| 九十五年 2006                        | 4,190,681                    | 3,196,763,236                                 | 797,468               | 797,854,724                             |
| 九十六年 2007                        | 3,908,103                    | 5,011,215,669                                 | 785,599               | 1,937,571,348                           |
| 九十七年 2008                        | 3,467,268                    | 5,432,895,627                                 | 558,327               | 2,384,968,018                           |
| 九十八年 2009                        | 3,353,082                    | 4,616,226,621                                 | 513,010               | 1,403,008,915                           |
| 九十九年 2010                        | 3,653,421                    | 3,274,250,946                                 | 623,171               | 1,392,972,952                           |
| 一〇〇年 2011                        | 3,911,370                    | 3,116,677,020                                 | 548,642               | 1,218,335,671                           |
| 一〇一年 2012                        | 3,421,288                    | 2,906,363,651                                 | 516,262               | 1,399,415,120                           |
| 四 月 Apr.                         | 262,042                      | 153,674,009                                   | 23,366                | 31,730,480                              |
| 五 月 May                          | 316,382                      | 184,934,662                                   | 27,896                | 38,355,326                              |
| 六 月 June                         | 275,511                      | 353,107,736                                   | 24,243                | 221,220,046                             |
| 七 月 July                         | 291,824                      | 163,146,733                                   | 22,971                | 27,105,204                              |
| 八 月 Aug.                         | 263,720                      | 153,365,434                                   | 27,897                | 31,183,671                              |
| 九 月 Sept.                        | 235,654                      | 137,570,623                                   | 20,468                | 26,046,096                              |
| 十 月 Oct.                         | 339,525                      | 258,608,030                                   | 87,496                | 129,890,037                             |
| 十一月 Nov.                         | 427,747                      | 371,761,248                                   | 171,437               | 241,233,379                             |
| 十二月 Dec.                         | 278,253                      | 179,240,200                                   | 29,800                | 46,580,721                              |
| <b>一〇二年 2013</b>                 | <b>1,082,551</b>             | <b>687,098,366</b>                            | <b>98,394</b>         | <b>152,605,050</b>                      |
| 一 月 Jan.                         | 310,978                      | 202,097,449                                   | 28,340                | 44,694,072                              |
| 二 月 Feb.                         | 191,895                      | 133,374,082                                   | 17,669                | 35,998,085                              |
| 三 月 Mar.                         | 285,755                      | 168,885,688                                   | 26,769                | 30,761,986                              |
| 四 月 Apr.                         | 293,923                      | 182,741,148                                   | 25,616                | 41,150,907                              |
| 較上月增減(%)<br>VS. with Last Month  | 2.86                         | 8.20  | -4.31                 | 33.77                                   |
| 較上年同月增減(%)<br>VS. with Last Year | 12.17                        | 18.91   | 9.63                  | 29.69                                   |

資料來源：直轄市、縣(市)政府。  
說 明：1. 土地登記係指土地標示變更、所有權第一次、移轉及他項權利等各項登記之總計。  
2. 筆數：依各實際辦理之土地筆數計算，土地以地號為基本計算單位，即1地號為1筆。

TABLE 25. REGISTRATION OF LAND AND REGISTRATION OF CHANGE IN LAND DESCRIPTIONS - BY MONTH

| Registration of Change in Land Descriptions |   |              |   |              |
|---|---|--------------|---|--------------|
| 分 割<br>Subdivision                          | 合 併<br>Combination                      | 重測、重劃        |   |              |
| 筆 數<br>Plots                                | 面 積<br>(平方公尺)<br>Area (m <sup>2</sup> ) | 筆 數<br>Plots | 面 積<br>(平方公尺)<br>Area (m <sup>2</sup> ) | 筆 數<br>Plots |
| 292,119                                     | 368,374,810                             | 73,775       | 58,162,752                              | 289,929      |
| 253,653                                     | 326,509,343                             | 74,451       | 51,891,325                              | 380,745      |
| 229,697                                     | 305,362,015                             | 75,812       | 47,088,560                              | 360,762      |
| 228,161                                     | 306,606,313                             | 79,983       | 58,570,379                              | 371,206      |
| 200,781                                     | 335,817,653                             | 41,610       | 46,538,729                              | 218,764      |
| 189,312                                     | 284,851,163                             | 25,489       | 47,669,305                              | 200,695      |
| 220,945                                     | 394,488,032                             | 29,318       | 76,582,272                              | 225,833      |
| 210,329                                     | 314,112,819                             | 26,852       | 86,513,272                              | 206,322      |
| 195,664                                     | 279,536,600                             | 20,484       | 45,861,142                              | 218,002      |
| 13,846                                      | 17,352,227                              | 1,498        | 3,069,114                               | 206          |
| 18,524                                      | 27,810,092                              | 1,936        | 5,018,274                               | 1,591        |
| 14,827                                      | 20,114,273                              | 1,754        | 4,553,038                               | 1,362        |
| 14,565                                      | 18,360,983                              | 1,799        | 4,117,905                               | 645          |
| 14,432                                      | 18,324,161                              | 1,716        | 3,992,296                               | 1,951        |
| 13,396                                      | 16,933,476                              | 1,453        | 3,409,291                               | 817          |
| 17,209                                      | 27,711,400                              | 2,209        | 4,609,867                               | 61,789       |
| 25,619                                      | 40,480,999                              | 1,909        | 3,719,708                               | 135,507      |
| 15,772                                      | 23,923,351                              | 1,652        | 3,976,319                               | 6,588        |
| <b>65,351</b>                               | <b>102,292,262</b>                      | <b>6,281</b> | <b>16,228,524</b>                       | <b>2,751</b> |
| 18,826                                      | 32,933,810                              | 1,828        | 5,543,445                               | 429          |
| 11,858                                      | 25,175,187                              | 1,195        | 2,310,529                               | 591          |
| 17,189                                      | 19,637,563                              | 1,632        | 3,502,196                               | 737          |
| 17,478                                      | 24,545,702                              | 1,626        | 4,872,355                               | 994          |
| 1.68  | 24.99                                   | -0.37        | 39.12                                   | 34.87        |
| 26.23                                       | 41.46                                   | 8.54         | 58.75                                   | 382.52       |

Source: County and City Government.  
Note: 1.Registration of Land contains Change in Land Descriptions, Initial Registration, Ownership Transfer, Other Rights.  
2.Plots refer to each land number as a unit.

表25. 辦理土地登記及標示變更登記—按月別分(續)

| 年 (月) 別<br>Year (Month)          | 土地標示變更登記                               |               |   |              |
|----------------------------------|--|---------------|---|--------------|
|                                  | Resurvey /Readjust                     | 減 失 Reduction | 地目變更 Change                             |              |
|                                  | 面積<br>(平方公尺)<br>Area (m <sup>2</sup> ) | 筆 數<br>Plots  | 面 積<br>(平方公尺)<br>Area (m <sup>2</sup> ) | 筆 數<br>Plots |
| 九十三年 2004                        | 181,569,305                            | 226           | 151,994                                 | 31,990       |
| 九十四年 2005                        | 205,381,319                            | 14            | 13,908                                  | 34,464       |
| 九十五年 2006                        | 189,597,832                            | 49            | 19,767                                  | 33,227       |
| 九十六年 2007                        | 242,274,551                            | 81            | 525,992                                 | 28,136       |
| 九十七年 2008                        | 258,525,429                            | 194           | 105,967                                 | 20,327       |
| 九十八年 2009                        | 289,446,929                            | 47            | 144,905                                 | 12,606       |
| 九十九年 2010                        | 233,482,922                            | 26            | 93,229                                  | 67,126       |
| 一〇〇年 2011                        | 272,832,331                            | 47            | 351,886                                 | 40,578       |
| 一〇一年 2012                        | 286,019,474                            | 20            | 70,344                                  | 18,205       |
| 四 月 Apr.                         | 172,088                                | —             | —                                       | 2,622        |
| 五 月 May                          | 1,364,577                              | 8             | 861                                     | 1,571        |
| 六 月 June                         | 1,321,097                              | 1             | 9,660                                   | 1,337        |
| 七 月 July                         | 643,073                                | —             | —                                       | 1,225        |
| 八 月 Aug.                         | 1,762,608                              | 2             | 7,028                                   | 1,246        |
| 九 月 Sept.                        | 424,268                                | —             | —                                       | 1,547        |
| 十 月 Oct.                         | 84,363,939                             | —             | —                                       | 1,467        |
| 十一月 Nov.                         | 181,656,817                            | —             | —                                       | 1,462        |
| 十二月 Dec.                         | 9,659,067                              | 1             | 1                                       | 1,701        |
| <b>一〇二年 2013</b>                 | <b>2,596,876</b>                       | <b>3</b>      | <b>848</b>                              | <b>6,339</b> |
| 一 月 Jan.                         | 462,146                                | —             | —                                       | 2,279        |
| 二 月 Feb.                         | 487,387                                | —             | —                                       | 1,382        |
| 三 月 Mar.                         | 843,362                                | —             | —                                       | 1,213        |
| 四 月 Apr.                         | 803,981                                | 3             | 848                                     | 1,465        |
| 較上月增減(%)<br>VS. with Last Month  | -4.67                                  | —             | —                                       | 20.77        |
| 較上年同月增減(%)<br>VS. with Last Year | 367.19                                 | —             | —                                       | -44.13       |

TABLE 25. REGISTRATION OF LAND AND REGISTRATION OF CHANGE IN LAND DESCRIPTIONS - BY MONTH (CONT.)

| in Land Category | Registration of Change in Land Descriptions |              |   |              |   |
|------------------|---|--------------|---|--------------|---|
|                  | 使用編定 Designation                            | 其 他 Others   |   |              |   |
|                  | 面積<br>(平方公尺)<br>Area (m <sup>2</sup> )      | 筆 數<br>Plots | 面 積<br>(平方公尺)<br>Area (m <sup>2</sup> ) | 筆 數<br>Plots | 面 積<br>(平方公尺)<br>Area (m <sup>2</sup> ) |
|                  | 9,541,088                                   | 80,735       | 835,807,098                             | 61,603       | 128,254,128                             |
|                  | 9,058,336                                   | 50,952       | 170,265,020                             | 39,192       | 49,175,007                              |
|                  | 8,894,498                                   | 57,099       | 187,661,399                             | 40,822       | 59,230,652                              |
|                  | 8,784,117                                   | 47,325       | 1,288,749,489                           | 30,707       | 32,060,507                              |
|                  | 7,236,408                                   | 54,583       | 1,715,733,376                           | 22,068       | 21,010,457                              |
|                  | 9,161,724                                   | 47,617       | 743,061,226                             | 37,244       | 28,673,663                              |
|                  | 38,689,349                                  | 49,927       | 617,414,728                             | 29,996       | 32,222,420                              |
|                  | 19,303,872                                  | 49,063       | 510,300,591                             | 15,451       | 14,920,898                              |
|                  | 9,507,939                                   | 40,331       | 744,359,423                             | 23,556       | 34,060,197                              |
|                  | 3,352,313                                   | 2,764        | 3,479,810                               | 2,430        | 4,304,928                               |
|                  | 721,974                                     | 3,207        | 2,784,871                               | 1,059        | 654,677                                 |
|                  | 345,074                                     | 3,301        | 193,072,269                             | 1,661        | 1,804,635                               |
|                  | 564,857                                     | 3,358        | 2,379,063                               | 1,379        | 1,039,323                               |
|                  | 390,513                                     | 2,868        | 3,323,993                               | 5,682        | 3,383,072                               |
|                  | 750,018                                     | 2,108        | 3,498,977                               | 1,147        | 1,030,066                               |
|                  | 697,646                                     | 2,377        | 4,162,405                               | 2,445        | 8,344,781                               |
|                  | 605,222                                     | 4,477        | 8,403,216                               | 2,463        | 6,367,416                               |
|                  | 569,783                                     | 2,723        | 6,874,925                               | 1,363        | 1,577,275                               |
|                  | <b>2,288,515</b>                            | <b>9,918</b> | <b>22,345,128</b>                       | <b>7,751</b> | <b>6,852,896</b>                        |
|                  | 565,453                                     | 3,323        | 4,185,334                               | 1,655        | 1,003,884                               |
|                  | 461,770                                     | 1,805        | 7,006,634                               | 838          | 556,579                                 |
|                  | 517,533                                     | 2,387        | 3,119,012                               | 3,611        | 3,142,321                               |
|                  | 743,760                                     | 2,403        | 8,034,149                               | 1,647        | 2,150,113                               |
|                  | 43.71                                       | 0.67         | 157.59                                  | -54.39       | -31.58                                  |
|                  | -77.81                                      | -13.06       | 130.88                                  | -32.22       | -50.05                                  |

表26. 辦理土地登記及標示變更登記—按區域別分

| 區域別<br>Locality      | 土地登記<br>Registration of Land |   | 土地標示變更登記<br>Registration of Change in Land Descriptions |  |
|----------------------|------------------------------|---|---|--|
|                      | 總筆數<br>Total Plots           | 總面積<br>(平方公尺)<br>Total Area (m <sup>2</sup> ) | 合計 Total  |  |
|                      |                              |   | 筆數<br>Plots   | 面積<br>(平方公尺)<br>Area (m <sup>2</sup> ) |
| 一〇二年四月<br>Apr., 2013 | 293,923                      | 182,741,148                                   | 25,616  | 41,150,907                             |
| 新北市 New Taipei City  | 48,796                       | 15,682,715                                    | 1,194   | 1,880,413                              |
| 臺北市 Taipei City      | 24,608                       | 2,035,049                                     | 298   | 225,355                                |
| 臺中市 Taichung City    | 36,187                       | 23,635,670                                    | 4,268   | 5,000,244                              |
| 臺南市 Tainan City      | 24,817                       | 11,518,325                                    | 2,213   | 1,418,386                              |
| 高雄市 Kaohsiung City   | 29,440                       | 15,055,642                                    | 2,180   | 3,882,783                              |
| 臺灣省 Taiwan Prov.     | 128,235                      | 113,451,531                                   | 15,017  | 28,066,985                             |
| 宜蘭縣 Yilan C.         | 8,662                        | 5,743,568                                     | 2,867   | 1,641,154                              |
| 桃園縣 Taoyuan C.       | 32,473                       | 15,899,302                                    | 1,507   | 1,654,787                              |
| 新竹縣 Hsinchu C.       | 10,526                       | 8,959,617                                     | 924   | 1,290,258                              |
| 苗栗縣 Miaoli C.        | 9,065                        | 15,969,759                                    | 1,125   | 6,805,834                              |
| 彰化縣 Changhua C.      | 15,499                       | 11,325,485                                    | 2,819   | 2,109,436                              |
| 南投縣 Nantou C.        | 5,952                        | 7,923,673                                     | 652   | 1,421,319                              |
| 雲林縣 Yunlin C.        | 7,524                        | 6,704,152                                     | 590   | 782,780                                |
| 嘉義縣 Chiayi C.        | 6,681                        | 10,274,481                                    | 789   | 3,023,481                              |
| 屏東縣 Pingtung C.      | 9,417                        | 14,867,590                                    | 1,570   | 5,745,849                              |
| 臺東縣 Taitung C.       | 3,528                        | 6,317,192                                     | 617   | 1,646,420                              |
| 花蓮縣 Hualien C.       | 4,726                        | 5,813,770                                     | 630   | 1,411,640                              |
| 澎湖縣 Penghu C.        | 1,524                        | 612,482                                       | 218   | 141,632                                |
| 基隆市 Keelung City     | 5,314                        | 1,631,276                                     | 176   | 121,596                                |
| 新竹市 Hsinchu City     | 4,775                        | 963,521                                       | 279   | 224,162                                |
| 嘉義市 Chiayi City      | 2,569                        | 445,663                                       | 254   | 46,638                                 |
| 福建省 Fuchien Prov.    | 1,840                        | 1,362,216                                     | 446   | 676,741                                |
| 金門縣 Kinmen C.        | 1,735                        | 1,341,234                                     | 434   | 670,487                                |
| 連江縣 Lienchiang C.    | 105                          | 20,983  | 12  | 6,254                                  |

資料來源：直轄市、縣〔市〕政府。  
說明：土地登記係指土地標示變更、所有權第一次、移轉及他項權利之總計。

TABLE 26. REGISTRATION OF LAND AND REGISTRATION OF CHANGE IN LAND DESCRIPTIONS - BY LOCALITY

| Registration of Change in Land Descriptions |  |   |  |             |
|---|--|---|--|-------------|
| 分割<br>Subdivision                           | 合併<br>Combination                      | 重測、重劃<br>Re-measurement and Re-division |  |             |
| 筆數<br>Plots                                 | 面積<br>(平方公尺)<br>Area (m <sup>2</sup> ) | 筆數<br>Plots                             | 面積<br>(平方公尺)<br>Area (m <sup>2</sup> ) | 筆數<br>Plots |
| 17,478                                      | 24,545,702                             | 1,626                                   | 4,872,355                              | 994         |
| 585   | 830,202                                | 86                                      | 552,883                                | 27          |
| 252   | 148,111                                | 22                                      | 66,030                                 | —           |
| 3,232                                       | 4,140,433                              | 242                                     | 297,292                                | 146         |
| 1,428                                       | 929,732                                | 167                                     | 242,818                                | 37          |
| 1,748                                       | 3,240,304                              | 114                                     | 242,100                                | 11          |
| 9,833                                       | 14,592,027                             | 977                                     | 3,463,510                              | 773         |
| 2,451                                       | 923,611                                | 56                                      | 92,118                                 | 40          |
| 968   | 917,293                                | 145                                     | 289,665                                | 7           |
| 496   | 833,747                                | 74                                      | 154,792                                | —           |
| 717   | 1,208,459                              | 106                                     | 273,386                                | 5           |
| 1,111                                       | 801,797                                | 148                                     | 215,803                                | 664         |
| 419   | 966,952                                | 73                                      | 243,772                                | —           |
| 393   | 496,790                                | 64                                      | 122,124                                | 28          |
| 428   | 581,134                                | 67                                      | 1,450,692                              | 1           |
| 1,185                                       | 5,234,604                              | 87                                      | 239,026                                | 3           |
| 511   | 1,428,326                              | 50                                      | 149,195                                | 17          |
| 419   | 783,895                                | 56                                      | 168,767                                | 1           |
| 132   | 96,378                                 | 6                                       | 2,976                                  | 7           |
| 169   | 106,227                                | 5                                       | 15,170                                 | —           |
| 230   | 177,309                                | 25                                      | 39,433                                 | —           |
| 204   | 35,506                                 | 15                                      | 6,591                                  | —           |
| 400   | 664,892                                | 18                                      | 7,722                                  | —           |
| 390   | 659,188                                | 16                                      | 7,172                                  | —           |
| 10  | 5,705                                  | 2                                       | 549                                    | —           |

Source : County and City Government.

Note : Registration of Land contains Change in Descriptions, Initial Registration, Ownership Transfer, Other Rights.

表26. 辦理土地登記及標示變更登記—按區域別分(續)

| 區域別<br>Locality      | 土地標示變更登記                               |              |  |             |
|----------------------|--|--------------|--|-------------|
|                      | Resurvey /Readjust                     | 減失 Reduction | 地目變更 Change                            |             |
|                      | 面積<br>(平方公尺)<br>Area (m <sup>2</sup> ) | 筆數<br>Plots  | 面積<br>(平方公尺)<br>Area (m <sup>2</sup> ) | 筆數<br>Plots |
| 一〇二年四月<br>Apr., 2013 | 803,981                                | 3            | 848                                    | 1,465       |
| 新北市 New Taipei City  | 23,364                                 | —            | —                                      | 436         |
| 臺北市 Taipei City      | —                                      | —            | —                                      | 11          |
| 臺中市 Taichung City    | 172,979                                | —            | —                                      | 206         |
| 臺南市 Tainan City      | 14,060                                 | —            | —                                      | 261         |
| 高雄市 Kaohsiung City   | 4,624                                  | —            | —                                      | 138         |
| 臺灣省 Taiwan Prov.     | 588,954                                | 3            | 848                                    | 385         |
| 宜蘭縣 Yilan C.         | 18,115                                 | —            | —                                      | 54          |
| 桃園縣 Taoyuan C.       | 14,755                                 | 1            | 231                                    | 80          |
| 新竹縣 Hsinchu C.       | —                                      | —            | —                                      | 7           |
| 苗栗縣 Miaoli C.        | 1,207                                  | —            | —                                      | 64          |
| 彰化縣 Changhua C.      | 482,196                                | 2            | 617                                    | 48          |
| 南投縣 Nantou C.        | —                                      | —            | —                                      | 21          |
| 雲林縣 Yunlin C.        | 11,872                                 | —            | —                                      | 5           |
| 嘉義縣 Chiayi C.        | 542                                    | —            | —                                      | 2           |
| 屏東縣 Pingtung C.      | 22,131                                 | —            | —                                      | 36          |
| 臺東縣 Taitung C.       | 27,708                                 | —            | —                                      | 4           |
| 花蓮縣 Hualien C.       | 9,912                                  | —            | —                                      | 9           |
| 澎湖縣 Penghu C.        | 516                                    | —            | —                                      | 7           |
| 基隆市 Keelung City     | —                                      | —            | —                                      | 2           |
| 新竹市 Hsinchu City     | —                                      | —            | —                                      | 16          |
| 嘉義市 Chiayi City      | —                                      | —            | —                                      | 30          |
| 福建省 Fuchien Prov.    | —                                      | —            | —                                      | 28          |
| 金門縣 Kinmen C.        | —                                      | —            | —                                      | 28          |
| 連江縣 Lienchiang C.    | —                                      | —            | —                                      | —           |

TABLE 26. REGISTRATION OF LAND AND REGISTRATION OF CHANGE IN LAND DESCRIPTIONS - BY LOCALITY (CONT.)

| in Land Category | Registration of Change in Land Descriptions |             |  |             |  |
|------------------|---|-------------|--|-------------|--|
|                  | 使用編定 Designation                            | 其他 Others   |  |             |  |
|                  | 面積<br>(平方公尺)<br>Area (m <sup>2</sup> )      | 筆數<br>Plots | 面積<br>(平方公尺)<br>Area (m <sup>2</sup> ) | 筆數<br>Plots | 面積<br>(平方公尺)<br>Area (m <sup>2</sup> ) |
|                  | 743,760                                     | 2,403       | 8,034,149                              | 1,647       | 2,150,113                              |
|                  | 410,483                                     | 13          | 13,018                                 | 47          | 50,463                                 |
|                  | 7,923                                       | —           | —                                      | 13          | 3,292                                  |
|                  | 43,659                                      | 255         | 191,450                                | 187         | 154,431                                |
|                  | 49,409                                      | 249         | 142,824                                | 71          | 39,542                                 |
|                  | 45,153                                      | 66          | 93,796                                 | 103         | 256,806                                |
|                  | 183,007                                     | 1,820       | 7,593,060                              | 1,226       | 1,645,579                              |
|                  | 4,056                                       | 184         | 572,316                                | 82          | 30,938                                 |
|                  | 137,727                                     | 257         | 281,949                                | 49          | 13,167                                 |
|                  | 1,154                                       | 305         | 238,328                                | 42          | 62,237                                 |
|                  | 7,341                                       | 206         | 5,282,640                              | 27          | 32,801                                 |
|                  | 7,765                                       | 75          | 49,499                                 | 771         | 551,759                                |
|                  | 3,342                                       | 85          | 123,708                                | 54          | 83,545                                 |
|                  | 5,958                                       | 76          | 132,833                                | 24          | 13,203                                 |
|                  | 198   | 196         | 268,065                                | 95          | 722,850                                |
|                  | 4,476                                       | 204         | 164,616                                | 55          | 80,996                                 |
|                  | 599   | 31          | 30,715                                 | 4           | 9,876                                  |
|                  | 1,105                                       | 133         | 407,884                                | 12          | 40,077                                 |
|                  | 968   | 64          | 39,737                                 | 2           | 1,057                                  |
|                  | 199   | —           | —                                      | —           | —                                      |
|                  | 4,326                                       | 4           | 772                                    | 4           | 2,322                                  |
|                  | 3,793                                       | —           | —                                      | 5           | 749                                    |
|                  | 4,127                                       | —           | —                                      | —           | —                                      |
|                  | 4,127                                       | —           | —                                      | —           | —                                      |
|                  | —   | —           | —                                      | —           | —                                      |

表27. 辦理土地所有權登記—按月別分

| 年 (月) 別<br>Year (Month)          | 所有權第一次登記<br>Initial Registration |  | 移 轉            |  |
|----------------------------------|----------------------------------|--|----------------|--|
|                                  | 筆數<br>Plots                      | 面積<br>(平方公尺)<br>Area (m <sup>2</sup> ) | 合 計 Total      |  |
|                                  |                                  |  | 筆數<br>Plots    | 面積<br>(平方公尺)<br>Area (m <sup>2</sup> ) |
| 九十三年 2004                        | 11,399                           | 97,123,406                             | 1,401,762      | 985,413,049                            |
| 九十四年 2005                        | 13,410                           | 215,224,388                            | 1,349,456      | 838,523,810                            |
| 九十五年 2006                        | 17,420                           | 615,264,994                            | 1,340,463      | 903,840,949                            |
| 九十六年 2007                        | 19,239                           | 1,268,719,239                          | 1,307,190      | 901,787,833                            |
| 九十七年 2008                        | 23,262                           | 1,299,056,795                          | 1,261,788      | 883,172,473                            |
| 九十八年 2009                        | 23,786                           | 1,601,738,091                          | 1,240,974      | 801,056,965                            |
| 九十九年 2010                        | 17,538                           | 242,974,888                            | 1,370,463      | 845,151,001                            |
| 一〇〇年 2011                        | 12,950                           | 19,211,676                             | 1,791,878      | 1,151,701,871                          |
| 一〇一年 2012                        | 12,896                           | 11,659,510                             | 1,329,756      | 803,602,767                            |
| 四月 Apr.                          | 381                              | 363,101                                | 109,669        | 65,067,712                             |
| 五月 May                           | 364                              | 517,978                                | 131,949        | 78,401,462                             |
| 六月 June                          | 140                              | 91,595                                 | 112,179        | 70,357,598                             |
| 七月 July                          | 217                              | 235,577                                | 126,118        | 73,925,367                             |
| 八月 Aug.                          | 327                              | 539,953                                | 108,335        | 65,034,018                             |
| 九月 Sept.                         | 166                              | 1,015,326                              | 97,146         | 55,832,390                             |
| 十月 Oct.                          | 4,666                            | 2,183,542                              | 113,296        | 64,770,489                             |
| 十一月 Nov.                         | 5,223                            | 4,202,259                              | 113,951        | 69,547,362                             |
| 十二月 Dec.                         | 688                              | 885,778                                | 116,644        | 70,144,825                             |
| <b>一〇二年 2013</b>                 | <b>1,361</b>                     | <b>8,395,357</b>                       | <b>457,612</b> | <b>286,313,376</b>                     |
| 一月 Jan.                          | 337                              | 6,855,036                              | 137,461        | 82,722,319                             |
| 二月 Feb.                          | 464                              | 828,444                                | 81,743         | 56,417,236                             |
| 三月 Mar.                          | 167                              | 242,371                                | 118,145        | 74,358,820                             |
| 四月 Apr.                          | 393                              | 469,506                                | 120,263        | 72,815,000                             |
| 較上月增減(%)<br>VS. with Last Month  | 135.33                           | 93.71                                  | 1.79           | -2.08                                  |
| 較上年同月增減(%)<br>VS. with Last Year | 3.15                             | 29.30                                  | 9.66           | 11.91                                  |

資料來源：直轄市、縣(市)政府。

說明：1. 贈與含夫妻贈與。

2. 100年1月「其他」因縣市合併或升格直轄市辦理接管業務致筆數及面積大幅增加。

TABLE 27. REGISTRATION OF LAND OWNERSHIP - BY MONTH

| 登 記 Registration of Ownership Transfer |  |  |              |  |  |
|--|--|--|--------------|--|--|
| 買 賣 Transaction                        |  |  | 拍 賣 Auction  |  |  |
| 筆數<br>Plots                            | 面積<br>(平方公尺)<br>Area (m <sup>2</sup> ) | 總價額(按公<br>告現值計)(元)<br>Amount(Announced<br>Current Values)(NT.\$) | 筆數<br>Plots  | 面積<br>(平方公尺)<br>Area (m <sup>2</sup> ) | 總價額(按公<br>告現值計)(元)<br>Amount(Announced<br>Current Values)(NT.\$) |
| 727,537                                | 344,214,251                            | ...  | 86,658       | 52,834,934                             | ...  |
| 737,979                                | 317,984,433                            | 1,412,829,970,135  | 62,769       | 42,345,915                             | 117,873,967,519  |
| 740,617                                | 364,735,921                            | 1,419,211,488,124  | 52,397       | 40,931,427                             | 114,133,721,203  |
| 712,809                                | 369,674,837                            | 1,387,158,789,007  | 49,928       | 36,674,446                             | 87,145,688,513   |
| 643,394                                | 344,500,891                            | 1,313,433,501,739  | 46,394       | 32,589,196                             | 76,178,719,172   |
| 631,432                                | 312,821,149                            | 1,580,529,910,144  | 50,734       | 28,503,039                             | 84,596,739,452   |
| 736,040                                | 343,950,589                            | 2,106,571,433,296  | 47,566       | 35,637,818                             | 91,034,491,800   |
| 696,687                                | 312,179,334                            | 2,305,160,801,787  | 39,676       | 31,154,445                             | 84,882,430,726   |
| 653,069                                | 320,722,128                            | 1,574,449,672,687  | 30,803       | 20,001,022                             | 54,784,115,585   |
| 54,615                                 | 25,478,801                             | 133,230,457,849  | 2,421        | 1,500,007                              | 3,792,379,340  |
| 67,954                                 | 32,399,247                             | 214,501,599,865  | 2,982        | 1,936,763                              | 3,932,037,711  |
| 59,071                                 | 30,792,408                             | 182,579,981,597  | 2,462        | 1,409,380                              | 4,219,914,488  |
| 67,033                                 | 31,800,145                             | 145,977,855,126  | 2,581        | 1,628,223                              | 5,998,598,946  |
| 50,671                                 | 22,429,981                             | 95,632,853,443   | 2,822        | 1,881,797                              | 4,368,360,981  |
| 46,092                                 | 20,639,435                             | 88,752,725,103   | 2,395        | 1,256,108                              | 3,497,954,091  |
| 56,256                                 | 25,279,762                             | 104,735,271,739  | 2,667        | 1,828,424                              | 6,146,399,380  |
| 57,960                                 | 29,025,210                             | 114,032,857,747  | 2,389        | 1,605,797                              | 3,758,218,377  |
| 58,642                                 | 31,809,051                             | 133,427,315,179  | 2,392        | 1,420,127                              | 4,386,534,656  |
| <b>225,685</b>                         | <b>127,162,721</b>                     | <b>518,768,677,849</b>   | <b>9,338</b> | <b>6,650,094</b>                       | <b>17,858,726,053</b>  |
| 64,608                                 | 34,287,021                             | 150,340,220,882  | 2,551        | 1,992,161                              | 4,723,343,379  |
| 39,354                                 | 26,484,841                             | 93,662,758,984   | 1,776        | 1,146,035                              | 2,945,778,658  |
| 59,092                                 | 32,362,710                             | 137,839,716,955  | 2,374        | 1,870,254                              | 3,870,641,818  |
| 62,631                                 | 34,028,150                             | 136,925,981,029  | 2,637        | 1,641,645                              | 6,318,962,198  |
| 5.99                                   | 5.15                                   | -0.66  | 11.08        | -12.22                                 | 63.25  |
| 14.68                                  | 33.55                                  | 2.77   | 8.92         | 9.44                                   | 66.62  |

Source: County and City Government.

Note: 1. Gift include Gift from Spouse.

2. The taking over affairs increased substantially for some cities or counties merged or elevated to municipalities resulted in a mass increase of "Others" in Jan. 2011.



表27. 辦理土地所有權登記—按月別分(續)

| 年 (月) 別<br>Year (Month)          | 移 轉 登 記         |   |               |   |
|----------------------------------|-----------------|---|---------------|---|
|                                  | 繼 承 Inheritance |   | 贈 與 Gift      |   |
|                                  | 筆 數<br>Plots    | 面 積<br>(平方公尺)<br>Area (m <sup>2</sup> ) | 筆 數<br>Plots  | 面 積<br>(平方公尺)<br>Area (m <sup>2</sup> ) |
| 九十三年 2004                        | 273,838         | 171,480,132                             | 160,604       | 195,520,075                             |
| 九十四年 2005                        | 271,124         | 164,288,351                             | 148,359       | 140,511,458                             |
| 九十五年 2006                        | 270,160         | 162,941,536                             | 142,447       | 135,758,077                             |
| 九十六年 2007                        | 275,222         | 175,165,054                             | 155,023       | 148,592,457                             |
| 九十七年 2008                        | 285,931         | 177,354,655                             | 160,290       | 151,687,351                             |
| 九十八年 2009                        | 284,996         | 169,439,455                             | 150,379       | 129,851,804                             |
| 九十九年 2010                        | 298,581         | 184,917,988                             | 155,411       | 122,431,399                             |
| 一〇〇年 2011                        | 317,002         | 240,222,079                             | 166,103       | 125,337,420                             |
| 一〇一年 2012                        | 330,822         | 203,465,143                             | 192,497       | 144,401,890                             |
| 四 月 Apr.                         | 28,804          | 17,537,463                              | 14,585        | 11,520,524                              |
| 五 月 May                          | 31,958          | 19,772,421                              | 17,617        | 13,763,037                              |
| 六 月 June                         | 27,031          | 17,031,588                              | 14,489        | 11,467,202                              |
| 七 月 July                         | 30,266          | 18,519,087                              | 15,856        | 12,128,973                              |
| 八 月 Aug.                         | 28,998          | 19,634,747                              | 16,011        | 11,081,054                              |
| 九 月 Sept.                        | 26,358          | 15,901,228                              | 13,497        | 10,251,648                              |
| 十 月 Oct.                         | 27,364          | 16,098,099                              | 15,276        | 11,341,520                              |
| 十一月 Nov.                         | 27,014          | 15,490,763                              | 16,768        | 12,657,880                              |
| 十二月 Dec.                         | 26,563          | 17,089,803                              | 18,367        | 12,025,995                              |
| <b>一〇二年 2013</b>                 | <b>107,097</b>  | <b>66,755,313</b>                       | <b>76,061</b> | <b>50,715,612</b>                       |
| 一 月 Jan.                         | 30,228          | 19,613,777                              | 26,756        | 16,343,208                              |
| 二 月 Feb.                         | 17,645          | 11,294,830                              | 14,927        | 9,817,025                               |
| 三 月 Mar.                         | 28,984          | 18,520,217                              | 17,753        | 12,798,739                              |
| 四 月 Apr.                         | 30,240          | 17,326,489                              | 16,625        | 11,756,639                              |
| 較上月增減(%)<br>VS. with Last Month  | 4.33            | -6.45                                   | -6.35         | -8.14                                   |
| 較上年同月增減(%)<br>VS. with Last Year | 4.99            | -1.20                                   | 13.99         | 2.05                                    |

TABLE 27. REGISTRATION OF LAND OWNERSHIP - BY MONTH (CONT.)

| Registration of Ownership Transfer |   |               |   |
|------------------------------------|---|---------------|---|
| 徵 收 Expropriation                  |   | 其 他 Others    |   |
| 筆 數<br>Plots                       | 面 積<br>(平方公尺)<br>Area (m <sup>2</sup> ) | 筆 數<br>Plots  | 面 積<br>(平方公尺)<br>Area (m <sup>2</sup> ) |
| 25,436                             | 9,391,220                               | 127,689       | 211,972,437                             |
| 23,954                             | 11,458,000                              | 105,271       | 161,935,653                             |
| 17,506                             | 8,988,528                               | 117,336       | 190,485,460                             |
| 13,149                             | 4,713,517                               | 101,059       | 166,967,522                             |
| 16,253                             | 7,483,281                               | 109,526       | 169,557,100                             |
| 18,777                             | 9,758,171                               | 104,656       | 150,683,347                             |
| 18,184                             | 14,057,386                              | 114,681       | 144,155,821                             |
| 19,491                             | 12,413,031                              | 552,919       | 430,395,562                             |
| 11,444                             | 5,847,302                               | 111,121       | 109,165,281                             |
| 1,431                              | 764,142                                 | 7,813         | 8,266,776                               |
| 1,109                              | 410,090                                 | 10,329        | 10,119,904                              |
| 501                                | 418,092                                 | 8,625         | 9,238,928                               |
| 422                                | 77,867                                  | 9,960         | 9,771,072                               |
| 537                                | 88,907                                  | 9,296         | 9,917,533                               |
| 175                                | 53,534                                  | 8,629         | 7,730,437                               |
| 133                                | 56,849                                  | 11,600        | 10,165,834                              |
| 145                                | 66,297                                  | 9,675         | 10,701,416                              |
| 488                                | 212,660                                 | 10,192        | 7,587,190                               |
| <b>5,289</b>                       | <b>3,278,487</b>                        | <b>34,142</b> | <b>31,751,148</b>                       |
| 3,389                              | 2,206,586                               | 9,929         | 8,279,567                               |
| 901                                | 563,066                                 | 7,140         | 7,111,439                               |
| 785                                | 450,550                                 | 9,157         | 8,356,349                               |
| 214                                | 58,285                                  | 7,916         | 8,003,793                               |
| -72.74                             | -87.06                                  | -13.55        | -4.22                                   |
| -85.05                             | -92.37                                  | 1.32          | -3.18                                   |

表28. 辦理土地所有權登記—按區域別分

| 區域別<br>Locality       | 所有權第一次登記<br>Initial Registration |  | 移 轉<br>合 計 Total |  |
|-----------------------|----------------------------------|--|------------------|--|
|                       | 筆數<br>Plots                      | 面積<br>(平方公尺)<br>Area (m <sup>2</sup> ) | 筆數<br>Plots      | 面積<br>(平方公尺)<br>Area (m <sup>2</sup> ) |
|                       | 一〇二年四月<br>Apr., 2013             | 393                                    | 469,506          | 120,263                                |
| 新 北 市 New Taipei City | 4                                | 4,987                                  | 19,190           | 9,973,394                              |
| 臺 北 市 Taipei City     | —                                | —                                      | 8,475            | 1,003,648                              |
| 臺 中 市 Taichung City   | 29                               | 19,143                                 | 12,544           | 5,131,989                              |
| 臺 南 市 Tainan City     | 18                               | 6,928                                  | 11,139           | 5,569,610                              |
| 高 雄 市 Kaohsiung City  | 8                                | 4,548                                  | 11,101           | 5,138,523                              |
| 臺 灣 省 Taiwan Prov.    | 334                              | 433,901                                | 56,807           | 45,485,959                             |
| 宜 蘭 縣 Yilan C.        | —                                | —                                      | 2,515            | 2,047,386                              |
| 桃 園 縣 Taoyuan C.      | 7                                | 6,810                                  | 14,689           | 7,714,503                              |
| 新 竹 縣 Hsinchu C.      | 1                                | 34                                     | 4,398            | 3,839,003                              |
| 苗 栗 縣 Miaoli C.       | 18                               | 4,259                                  | 4,737            | 5,596,506                              |
| 彰 化 縣 Changhua C.     | 36                               | 9,834                                  | 6,644            | 4,947,087                              |
| 南 投 縣 Nantou C.       | 90                               | 123,985                                | 2,863            | 3,721,851                              |
| 雲 林 縣 Yunlin C.       | 1                                | 303                                    | 4,218            | 3,239,757                              |
| 嘉 義 縣 Chiayi C.       | 164                              | 255,176                                | 3,486            | 3,534,681                              |
| 屏 東 縣 Pingtung C.     | 4                                | 5,560                                  | 4,218            | 4,819,268                              |
| 臺 東 縣 Taitung C.      | 4                                | 17,795                                 | 1,296            | 1,975,103                              |
| 花 蓮 縣 Hualien C.      | 8                                | 3,812                                  | 1,876            | 1,915,438                              |
| 澎 湖 縣 Penghu C.       | 1                                | 6,334                                  | 908              | 327,904                                |
| 基 隆 市 Keelung City    | —                                | —                                      | 2,009            | 1,123,705                              |
| 新 竹 市 Hsinchu City    | —                                | —                                      | 1,949            | 489,372                                |
| 嘉 義 市 Chiayi City     | —                                | —                                      | 1,001            | 194,394                                |
| 福 建 省 Fuchien Prov.   | —                                | —                                      | 1,007            | 511,878                                |
| 金 門 縣 Kinmen C.       | —                                | —                                      | 922              | 498,091                                |
| 連 江 縣 Lienchiang C.   | —                                | —                                      | 85               | 13,786                                 |

資料來源：直轄市、縣〔市〕政府。

TABLE 28. REGISTRATION OF LAND OWNERSHIP - BY LOCALITY

| 登 記<br>Registration of Ownership Transfer |  |  |             |  |  |
|---|--|--|-------------|--|--|
| 買 賣 Transaction                           |  |  | 拍 賣 Auction |  |  |
| 筆數<br>Plots                               | 面積<br>(平方公尺)<br>Area (m <sup>2</sup> ) | 總價額(按公<br>告現值計)(元)<br>Amount(Announced<br>Current Values)(NT.\$) | 筆數<br>Plots | 面積<br>(平方公尺)<br>Area (m <sup>2</sup> ) | 總價額(按公<br>告現值計)(元)<br>Amount(Announced<br>Current Values)(NT.\$) |
| 62,631                                    | 34,028,150                             | 136,925,981,029  | 2,637       | 1,641,645                              | 6,318,962,198  |
| 10,732                                    | 6,595,547                              | 24,622,995,019   | 274         | 107,696                                | 1,181,108,477  |
| 4,973                                     | 367,802                                | 23,195,232,365   | 100         | 25,555                                 | 1,895,971,764  |
| 8,117                                     | 2,810,662                              | 18,530,071,685   | 241         | 70,461                                 | 402,843,510  |
| 5,650                                     | 2,641,291                              | 9,404,273,296  | 356         | 289,320                                | 440,646,951  |
| 6,624                                     | 2,510,051                              | 13,780,649,789   | 295         | 170,390                                | 531,083,298  |
| 26,221                                    | 19,003,444                             | 47,154,989,012   | 1,357       | 973,557                                | 1,860,363,909  |
| 1,309                                     | 740,439                                | 2,979,815,530  | 26          | 6,655                                  | 28,287,532   |
| 9,000                                     | 5,123,072                              | 20,582,170,260   | 217         | 52,387                                 | 224,157,799  |
| 2,041                                     | 1,670,071                              | 3,498,239,794  | 122         | 135,430                                | 727,974,820  |
| 2,166                                     | 3,219,973                              | 5,171,748,269  | 101         | 119,278                                | 90,369,823   |
| 2,167                                     | 1,367,486                              | 3,426,815,132  | 231         | 224,329                                | 258,990,262  |
| 1,098                                     | 1,320,793                              | 1,515,781,989  | 116         | 154,846                                | 110,541,292  |
| 1,115                                     | 748,943                                | 1,584,475,638  | 116         | 95,276                                 | 105,973,187  |
| 1,039                                     | 889,896                                | 1,341,330,126  | 87          | 56,970                                 | 50,426,199   |
| 1,664                                     | 1,309,427                              | 2,022,393,214  | 158         | 72,582                                 | 125,800,383  |
| 520                                       | 614,555                                | 467,538,415  | 30          | 13,665                                 | 43,720,158   |
| 969                                       | 660,067                                | 1,415,338,667  | 26          | 33,633                                 | 15,669,522   |
| 239                                       | 78,744                                 | 161,883,874  | 8           | 1,846                                  | 4,432,971  |
| 1,261                                     | 976,915                                | 754,845,778  | 95          | 1,897                                  | 22,179,208   |
| 1,023                                     | 212,448                                | 1,441,126,437  | 17          | 2,665                                  | 42,436,317   |
| 610                                       | 70,616                                 | 791,485,889  | 7           | 2,098                                  | 9,404,435  |
| 314                                       | 99,351                                 | 237,769,864  | 14          | 4,667                                  | 6,944,290  |
| 309                                       | 98,586                                 | 237,017,199  | 14          | 4,667                                  | 6,944,290  |
| 5   | 766                                    | 752,665  | —           | —                                      | —  |

Source : County and City Government.

表28. 辦理土地所有權登記—按區域別分(續)

| 區域別<br>Locality       | 移 轉 登 記            |  |             |  |
|-----------------------|--------------------|--|-------------|--|
|                       | 繼 承<br>Inheritance |  | 贈 與<br>Gift |  |
|                       | 筆數<br>Plots        | 面積<br>(平方公尺)<br>Area (m <sup>2</sup> ) | 筆數<br>Plots | 面積<br>(平方公尺)<br>Area (m <sup>2</sup> ) |
| 一〇二年四月<br>Apr., 2013  | 30,240             | 17,326,489                             | 16,625      | 11,756,639                             |
| 新 北 市 New Taipei City | 4,789              | 2,163,773                              | 2,544       | 583,751                                |
| 臺 北 市 Taipei City     | 1,488              | 373,289                                | 1,235       | 146,323                                |
| 臺 中 市 Taichung City   | 2,014              | 983,170                                | 1,410       | 618,696                                |
| 臺 南 市 Tainan City     | 2,904              | 1,306,196                              | 1,515       | 978,167                                |
| 高 雄 市 Kaohsiung City  | 2,256              | 857,804                                | 1,300       | 988,532                                |
| 臺 灣 省 Taiwan Prov.    | 16,476             | 11,505,888                             | 8,350       | 8,306,482                              |
| 宜 蘭 縣 Yilan C.        | 608                | 749,783                                | 433         | 370,856                                |
| 桃 園 縣 Taoyuan C.      | 2,879              | 1,094,320                              | 1,838       | 799,465                                |
| 新 竹 縣 Hsinchu C.      | 1,351              | 1,051,059                              | 504         | 528,914                                |
| 苗 栗 縣 Miaoli C.       | 1,447              | 1,176,236                              | 698         | 735,276                                |
| 彰 化 縣 Changhua C.     | 2,485              | 1,922,696                              | 1,079       | 915,145                                |
| 南 投 縣 Nantou C.       | 852                | 780,521                                | 505         | 876,384                                |
| 雲 林 縣 Yunlin C.       | 1,866              | 1,118,057                              | 736         | 868,672                                |
| 嘉 義 縣 Chiayi C.       | 1,520              | 1,229,366                              | 590         | 813,871                                |
| 屏 東 縣 Pingtung C.     | 1,295              | 1,107,803                              | 674         | 1,091,126                              |
| 臺 東 縣 Taitung C.      | 280                | 471,096                                | 331         | 566,980                                |
| 花 蓮 縣 Hualien C.      | 400                | 475,889                                | 333         | 612,868                                |
| 澎 湖 縣 Penghu C.       | 484                | 156,910                                | 64          | 21,357                                 |
| 基 隆 市 Keelung City    | 250                | 39,991                                 | 197         | 14,555                                 |
| 新 竹 市 Hsinchu City    | 544                | 62,976                                 | 253         | 52,378                                 |
| 嘉 義 市 Chiayi City     | 215                | 69,184                                 | 115         | 38,635                                 |
| 福 建 省 Fuchien Prov.   | 313                | 136,369                                | 271         | 134,688                                |
| 金 門 縣 Kinmen C.       | 255                | 128,841                                | 264         | 133,697                                |
| 連 江 縣 Lienchiang C.   | 58                 | 7,528                                  | 7           | 991                                    |

TABLE 28. REGISTRATION OF LAND OWNERSHIP - BY LOCALITY (CONT.)

| Registration of Ownership Transfer |  |               |  |
|------------------------------------|--|---------------|--|
| 徵 收<br>Expropriation               |  | 其 他<br>Others |  |
| 筆數<br>Plots                        | 面積<br>(平方公尺)<br>Area (m <sup>2</sup> ) | 筆數<br>Plots   | 面積<br>(平方公尺)<br>Area (m <sup>2</sup> ) |
| 214                                | 58,285                                 | 7,916         | 8,003,793                              |
| —                                  | —                                      | 851           | 522,628                                |
| 17                                 | 662                                    | 662           | 90,018                                 |
| 21                                 | 5,167                                  | 741           | 643,832                                |
| 1                                  | 486                                    | 713           | 354,149                                |
| —                                  | —                                      | 626           | 611,747                                |
| 175                                | 51,970                                 | 4,228         | 5,644,617                              |
| 7                                  | 5,458                                  | 132           | 174,195                                |
| 25                                 | 1,448                                  | 730           | 643,811                                |
| 26                                 | 2,459                                  | 354           | 451,070                                |
| 3                                  | 353                                    | 322           | 345,389                                |
| 21                                 | 4,012                                  | 661           | 513,419                                |
| 11                                 | 1,922                                  | 281           | 587,385                                |
| 43                                 | 31,610                                 | 342           | 377,200                                |
| 19                                 | 2,490                                  | 231           | 542,088                                |
| —                                  | —                                      | 427           | 1,238,330                              |
| —                                  | —                                      | 135           | 308,806                                |
| 20                                 | 2,218                                  | 128           | 130,763                                |
| —                                  | —                                      | 113           | 69,047                                 |
| —                                  | —                                      | 206           | 90,348                                 |
| —                                  | —                                      | 112           | 158,905                                |
| —                                  | —                                      | 54            | 13,860                                 |
| —                                  | —                                      | 95            | 136,803                                |
| —                                  | —                                      | 80            | 132,301                                |
| —                                  | —                                      | 15            | 4,502                                  |

表29. 辦理土地他項權利登記—按月別分

| 年 (月) 別<br>Year (Month)          | 總 計<br>Grand Total |   | 抵<br>合 計 Total |   |                |   |
|----------------------------------|--------------------|---|----------------|---|----------------|---|
|                                  | 筆 數<br>Plots       | 面 積<br>(平方公尺)<br>Area (m <sup>2</sup> ) | 筆 數<br>Plots   | 面 積<br>(平方公尺)<br>Area (m <sup>2</sup> ) | 設 定 Creation   |   |
|                                  |                    |   |                |   | 筆 數<br>Plots   | 面 積<br>(平方公尺)<br>Area (m <sup>2</sup> ) |
| 九十三年 2004                        | 1,865,022          | 895,060,089                             | 1,814,440      | 782,111,467                             | 870,187        | 266,082,336                             |
| 九十四年 2005                        | 1,984,278          | 861,045,192                             | 1,937,423      | 751,532,581                             | 928,557        | 265,441,832                             |
| 九十五年 2006                        | 2,035,330          | 879,802,569                             | 1,990,051      | 781,113,607                             | 961,461        | 279,747,330                             |
| 九十六年 2007                        | 1,796,075          | 903,137,248                             | 1,757,640      | 797,984,482                             | 839,811        | 281,634,160                             |
| 九十七年 2008                        | 1,623,891          | 865,698,340                             | 1,591,025      | 771,813,084                             | 746,340        | 285,513,424                             |
| 九十八年 2009                        | 1,575,312          | 810,422,650                             | 1,540,234      | 681,511,159                             | 711,959        | 216,914,602                             |
| 九十九年 2010                        | 1,642,249          | 793,152,105                             | 1,610,516      | 719,440,606                             | 731,272        | 244,399,218                             |
| 一〇〇年 2011                        | 1,557,900          | 727,427,802                             | 1,530,785      | 667,324,516                             | 703,325        | 220,938,895                             |
| 一〇一年 2012                        | 1,562,374          | 691,686,255                             | 1,536,910      | 631,699,928                             | 706,949        | 227,058,118                             |
| 四 月 Apr.                         | 128,626            | 56,512,716                              | 126,870        | 52,706,844                              | 59,597         | 19,879,606                              |
| 五 月 May                          | 156,173            | 67,659,897                              | 153,935        | 61,988,247                              | 73,798         | 24,426,484                              |
| 六 月 June                         | 138,949            | 61,438,497                              | 137,012        | 57,364,299                              | 62,636         | 18,067,014                              |
| 七 月 July                         | 142,518            | 61,880,585                              | 139,934        | 52,738,518                              | 66,224         | 19,687,304                              |
| 八 月 Aug.                         | 127,161            | 56,607,792                              | 124,966        | 51,783,099                              | 57,581         | 18,492,568                              |
| 九 月 Sept.                        | 117,874            | 54,676,811                              | 116,047        | 51,664,591                              | 53,823         | 15,930,300                              |
| 十 月 Oct.                         | 134,067            | 61,763,962                              | 131,662        | 57,537,022                              | 60,918         | 21,497,466                              |
| 十一月 Nov.                         | 137,136            | 56,778,247                              | 134,822        | 51,929,003                              | 63,313         | 20,409,846                              |
| 十二月 Dec.                         | 131,121            | 61,628,876                              | 128,288        | 55,082,904                              | 60,924         | 18,946,453                              |
| <b>一〇二年 2013</b>                 | <b>525,184</b>     | <b>239,784,583</b>                      | <b>513,044</b> | <b>201,247,020</b>                      | <b>235,570</b> | <b>71,145,901</b>                       |
| 一 月 Jan.                         | 144,840            | 67,826,022                              | 141,306        | 56,438,637                              | 65,559         | 19,818,113                              |
| 二 月 Feb.                         | 92,019             | 40,130,317                              | 89,459         | 34,343,324                              | 40,386         | 12,008,566                              |
| 三 月 Mar.                         | 140,674            | 63,522,511                              | 137,881        | 55,495,821                              | 63,434         | 18,950,331                              |
| 四 月 Apr.                         | 147,651            | 68,305,734                              | 144,398        | 54,969,237                              | 66,191         | 20,368,891                              |
| 較上月增減(%)<br>VS. with Last Month  | 4.96               | 7.53                                    | 4.73           | -0.95                                   | 4.35           | 7.49                                    |
| 較上年同月增減(%)<br>VS. with Last Year | 14.79              | 20.87                                   | 13.82          | 4.29                                    | 11.06          | 2.46                                    |

資料來源：直轄市、縣〔市〕政府。

TABLE 29. REGISTRATION OF OTHER RIGHTS IN LAND  
- BY MONTH

| 移 轉 Transfer  |   | 押 權 Mortgage Rights |   |                  |   | 其他權利<br>Others |   |
|---------------|---|---------------------|---|------------------|---|----------------|---|
|               |   | 變 更 Change          |   | 塗 銷 Cancellation |   |                |   |
| 筆 數<br>Plots  | 面 積<br>(平方公尺)<br>Area (m <sup>2</sup> ) | 筆 數<br>Plots        | 面 積<br>(平方公尺)<br>Area (m <sup>2</sup> ) | 筆 數<br>Plots     | 面 積<br>(平方公尺)<br>Area (m <sup>2</sup> ) | 筆 數<br>Plots   | 面 積<br>(平方公尺)<br>Area (m <sup>2</sup> ) |
| 62,123        | 65,030,138                              | 86,904              | 62,649,508                              | 795,226          | 388,349,485                             | 50,582         | 112,948,622                             |
| 85,986        | 45,714,750                              | 86,124              | 73,238,958                              | 836,756          | 367,137,040                             | 46,855         | 109,512,612                             |
| 86,757        | 70,547,513                              | 98,529              | 71,453,547                              | 843,304          | 359,365,217                             | 45,279         | 98,688,962                              |
| 51,992        | 69,773,010                              | 92,969              | 72,159,896                              | 772,868          | 374,417,417                             | 38,435         | 105,152,766                             |
| 64,023        | 91,885,843                              | 79,409              | 59,556,487                              | 701,253          | 334,857,330                             | 32,866         | 93,885,255                              |
| 60,034        | 55,888,700                              | 97,207              | 86,079,971                              | 671,034          | 322,627,886                             | 35,078         | 128,911,491                             |
| 47,116        | 23,865,738                              | 113,974             | 98,974,350                              | 718,154          | 352,201,300                             | 31,733         | 73,711,499                              |
| 20,401        | 20,778,337                              | 119,286             | 93,151,224                              | 687,773          | 332,456,060                             | 27,115         | 60,103,286                              |
| 30,399        | 19,461,916                              | 123,157             | 99,631,945                              | 676,405          | 285,547,949                             | 25,464         | 59,986,327                              |
| 937           | 938,896                                 | 9,848               | 6,517,570                               | 56,488           | 25,370,772                              | 1,756          | 3,805,872                               |
| 1,786         | 1,549,995                               | 11,113              | 10,332,482                              | 67,238           | 25,679,285                              | 2,238          | 5,671,650                               |
| 888           | 2,121,513                               | 10,789              | 6,891,120                               | 62,699           | 30,284,652                              | 1,937          | 4,074,198                               |
| 1,077         | 1,762,744                               | 9,993               | 6,637,237                               | 62,640           | 24,651,234                              | 2,584          | 9,142,067                               |
| 969           | 2,325,876                               | 9,893               | 7,019,504                               | 56,523           | 23,945,150                              | 2,195          | 4,824,692                               |
| 1,082         | 2,936,150                               | 9,282               | 10,235,465                              | 51,860           | 22,562,676                              | 1,827          | 3,012,220                               |
| 1,811         | 1,201,018                               | 9,579               | 7,926,849                               | 59,354           | 26,911,689                              | 2,405          | 4,226,940                               |
| 2,124         | 1,008,834                               | 10,204              | 8,273,713                               | 59,181           | 22,236,611                              | 2,314          | 4,849,243                               |
| 822           | 855,581                                 | 10,186              | 10,699,614                              | 56,356           | 24,581,256                              | 2,833          | 6,545,972                               |
| <b>13,101</b> | <b>8,116,192</b>                        | <b>38,780</b>       | <b>28,873,502</b>                       | <b>225,593</b>   | <b>93,111,425</b>                       | <b>12,140</b>  | <b>38,537,563</b>                       |
| 2,085         | 2,511,229                               | 10,764              | 7,718,356                               | 62,898           | 26,390,940                              | 3,534          | 11,387,384                              |
| 1,284         | 828,175                                 | 7,467               | 4,493,280                               | 40,322           | 17,013,304                              | 2,560          | 5,786,993                               |
| 1,986         | 2,131,195                               | 10,564              | 9,077,911                               | 61,897           | 25,336,384                              | 2,793          | 8,026,689                               |
| 7,746         | 2,645,593                               | 9,985               | 7,583,956                               | 60,476           | 24,370,797                              | 3,253          | 13,336,497                              |
| 290.03        | 24.14                                   | -5.48               | -16.46                                  | -2.30            | -3.81                                   | 15.72          | 81.32                                   |
| 726.68        | 181.78                                  | 1.39                | 16.36                                   | 7.06             | -3.94                                   | 89.17          | 269.97                                  |

Source : County and City Government.

表30. 辦理土地他項權利登記—按區域別分

| 區域別<br>Locality      | 總計<br>Grand Total |  | 抵押<br>Creation |  |                |  |
|----------------------|-------------------|--|----------------|--|----------------|--|
|                      |                   |  | 合計<br>Total    |  | 設定<br>Creation |  |
|                      | 筆數<br>Plots       | 面積<br>(平方公尺)<br>Area (m <sup>2</sup> ) | 筆數<br>Plots    | 面積<br>(平方公尺)<br>Area (m <sup>2</sup> ) | 筆數<br>Plots    | 面積<br>(平方公尺)<br>Area (m <sup>2</sup> ) |
| 一〇二年四月<br>Apr., 2013 | 147,651           | 68,305,734                             | 144,398        | 54,969,237                             | 66,191         | 20,368,891                             |
| 新北市 New Taipei City  | 28,408            | 3,823,922                              | 28,330         | 3,738,103                              | 13,533         | 1,296,481                              |
| 臺北市 Taipei City      | 15,835            | 806,046                                | 15,815         | 779,698                                | 7,809          | 252,576                                |
| 臺中市 Taichung City    | 19,346            | 13,484,294                             | 18,173         | 4,468,816                              | 8,715          | 1,737,318                              |
| 臺南市 Tainan City      | 11,447            | 4,523,401                              | 11,339         | 4,478,152                              | 5,184          | 1,510,402                              |
| 高雄市 Kaohsiung City   | 16,151            | 6,029,788                              | 16,017         | 5,671,131                              | 6,989          | 1,906,447                              |
| 臺灣省 Taiwan Prov.     | 56,077            | 39,464,686                             | 54,350         | 35,709,958                             | 23,740         | 13,585,386                             |
| 宜蘭縣 Yilan C.         | 3,280             | 2,055,028                              | 3,124          | 1,760,371                              | 1,374          | 695,492                                |
| 桃園縣 Taoyuan C.       | 16,270            | 6,523,202                              | 15,912         | 5,871,394                              | 7,648          | 2,128,919                              |
| 新竹縣 Hsinchu C.       | 5,203             | 3,830,321                              | 5,071          | 3,670,992                              | 1,923          | 1,297,820                              |
| 苗栗縣 Miaoli C.        | 3,185             | 3,563,160                              | 3,094          | 3,503,000                              | 1,243          | 1,479,837                              |
| 彰化縣 Changhua C.      | 6,000             | 4,259,128                              | 5,672          | 4,125,654                              | 2,406          | 1,375,312                              |
| 南投縣 Nantou C.        | 2,347             | 2,656,518                              | 2,264          | 2,414,346                              | 883            | 1,012,324                              |
| 雲林縣 Yunlin C.        | 2,715             | 2,681,312                              | 2,676          | 2,660,314                              | 1,052          | 933,856                                |
| 嘉義縣 Chiayi C.        | 2,242             | 3,461,143                              | 2,179          | 2,910,285                              | 1,123          | 1,104,254                              |
| 屏東縣 Pingtung C.      | 3,625             | 4,296,914                              | 3,432          | 3,494,647                              | 1,540          | 1,664,761                              |
| 臺東縣 Taitung C.       | 1,611             | 2,677,875                              | 1,452          | 1,963,992                              | 404            | 515,083                                |
| 花蓮縣 Hualien C.       | 2,212             | 2,482,880                              | 2,150          | 2,366,177                              | 903            | 1,028,883                              |
| 澎湖縣 Penghu C.        | 397               | 136,612                                | 397            | 136,612                                | 136            | 27,324                                 |
| 基隆市 Keelung City     | 3,129             | 385,976                                | 3,121          | 384,039                                | 1,345          | 201,142                                |
| 新竹市 Hsinchu City     | 2,547             | 249,987                                | 2,500          | 244,814                                | 1,149          | 61,464                                 |
| 嘉義市 Chiayi City      | 1,314             | 204,631                                | 1,306          | 203,321                                | 611            | 58,914                                 |
| 福建省 Fuchien Prov.    | 387               | 173,598                                | 374            | 123,378                                | 221            | 80,281                                 |
| 金門縣 Kinmen C.        | 379               | 172,655                                | 366            | 122,436                                | 213            | 79,339                                 |
| 連江縣 Lienchiang C.    | 8                 | 943                                    | 8              | 943                                    | 8              | 943                                    |

資料來源：直轄市、縣〔市〕政府。

TABLE 30. REGISTRATION OF OTHER RIGHTS IN LAND - BY LOCALITY

| 移轉<br>Transfer |  | 抵押<br>Mortgage Rights |  |                    |  | 其他權利<br>Others |  |
|----------------|--|-----------------------|--|--------------------|--|----------------|--|
|                |  | 變更<br>Change          |  | 塗銷<br>Cancellation |  |                |  |
| 筆數<br>Plots    | 面積<br>(平方公尺)<br>Area (m <sup>2</sup> ) | 筆數<br>Plots           | 面積<br>(平方公尺)<br>Area (m <sup>2</sup> ) | 筆數<br>Plots        | 面積<br>(平方公尺)<br>Area (m <sup>2</sup> ) | 筆數<br>Plots    | 面積<br>(平方公尺)<br>Area (m <sup>2</sup> ) |
| 7,746          | 2,645,593                              | 9,985                 | 7,583,956                              | 60,476             | 24,370,797                             | 3,253          | 13,336,497                             |
| 2,013          | 705,028                                | 1,584                 | 698,327                                | 11,200             | 1,038,267                              | 78             | 85,818                                 |
| 339            | 22,539                                 | 1,263                 | 159,521                                | 6,404              | 345,062                                | 20             | 26,347                                 |
| 872            | 70,777                                 | 1,261                 | 708,696                                | 7,325              | 1,952,025                              | 1,173          | 9,015,478                              |
| 491            | 79,963                                 | 805                   | 513,076                                | 4,859              | 2,374,712                              | 108            | 45,249                                 |
| 765            | 174,559                                | 1,324                 | 679,539                                | 6,939              | 2,910,587                              | 134            | 358,657                                |
| 3,266          | 1,592,727                              | 3,715                 | 4,806,729                              | 23,629             | 15,725,115                             | 1,727          | 3,754,728                              |
| 33             | 20,975                                 | 386                   | 312,112                                | 1,331              | 731,793                                | 156            | 294,656                                |
| 754            | 155,701                                | 938                   | 1,726,694                              | 6,572              | 1,860,080                              | 358            | 651,808                                |
| 1,123          | 361,186                                | 317                   | 195,797                                | 1,708              | 1,816,189                              | 132            | 159,329                                |
| 67             | 36,397                                 | 259                   | 402,042                                | 1,525              | 1,584,723                              | 91             | 60,160                                 |
| 304            | 99,812                                 | 530                   | 606,488                                | 2,432              | 2,044,042                              | 328            | 133,474                                |
| 83             | 122,343                                | 246                   | 208,350                                | 1,052              | 1,071,329                              | 83             | 242,172                                |
| 66             | 120,913                                | 251                   | 371,788                                | 1,307              | 1,233,757                              | 39             | 20,998                                 |
| 14             | 12,808                                 | 85                    | 161,280                                | 957                | 1,631,943                              | 63             | 550,858                                |
| 148            | 59,754                                 | 180                   | 202,255                                | 1,564              | 1,567,877                              | 193            | 802,267                                |
| 427            | 473,453                                | 99                    | 240,990                                | 522                | 734,466                                | 159            | 713,883                                |
| 24             | 40,893                                 | 154                   | 209,287                                | 1,069              | 1,087,114                              | 62             | 116,703                                |
| 46             | 16,896                                 | 17                    | 4,386                                  | 198                | 88,006                                 | —              | —                                      |
| 116            | 68,802                                 | 82                    | 60,312                                 | 1,578              | 53,784                                 | 8              | 1,937                                  |
| 47             | 1,742                                  | 92                    | 25,327                                 | 1,212              | 156,281                                | 47             | 5,174                                  |
| 14             | 1,053                                  | 79                    | 79,622                                 | 602                | 63,732                                 | 8              | 1,310                                  |
| —              | —                                      | 33                    | 18,069                                 | 120                | 25,028                                 | 13             | 50,219                                 |
| —              | —                                      | 33                    | 18,069                                 | 120                | 25,028                                 | 13             | 50,219                                 |
| —              | —                                      | —                     | —                                      | —                  | —                                      | —              | —                                      |

Source : County and City Government.

表31. 辦理建物登記及標示變更登記—按月別分

| 年 (月) 別<br>Year (Month)          | 建物登記<br>Registration of Buildings |   | 建物標示變更登記<br>合 計 Total |   |
|----------------------------------|-----------------------------------|---|-----------------------|---|
|                                  | 總棟數<br>Total Buildings            | 總面積<br>(平方公尺)<br>Total Area (m <sup>2</sup> ) | 棟 數<br>Buildings      | 面 積<br>(平方公尺)<br>Area (m <sup>2</sup> ) |
|                                  | 九十三年 2004                         | 2,079,192                                     | 306,509,761           | 225,775                                 |
| 九十四年 2005                        | 2,206,473                         | 323,124,704                                   | 217,289               | 35,497,571                              |
| 九十五年 2006                        | 2,239,371                         | 348,905,471                                   | 178,904               | 43,553,148                              |
| 九十六年 2007                        | 2,078,871                         | 313,176,892                                   | 218,356               | 36,806,020                              |
| 九十七年 2008                        | 1,913,315                         | 292,492,372                                   | 170,285               | 33,309,858                              |
| 九十八年 2009                        | 1,893,810                         | 317,805,182                                   | 177,156               | 66,094,746                              |
| 九十九年 2010                        | 1,937,568                         | 340,701,596                                   | 211,916               | 75,137,361                              |
| 一〇〇年 2011                        | 1,780,696                         | 325,093,658                                   | 167,893               | 56,823,938                              |
| 一〇一年 2012                        | 1,813,670                         | 359,621,613                                   | 212,143               | 72,503,145                              |
| 四 月 Apr.                         | 139,794                           | 24,156,366                                    | 9,423                 | 4,677,208                               |
| 五 月 May                          | 171,630                           | 73,054,777                                    | 11,788                | 5,584,090                               |
| 六 月 June                         | 147,754                           | 24,947,123                                    | 8,381                 | 4,375,408                               |
| 七 月 July                         | 161,357                           | 27,298,665                                    | 10,396                | 4,681,528                               |
| 八 月 Aug.                         | 141,988                           | 24,148,600                                    | 8,898                 | 4,109,119                               |
| 九 月 Sept.                        | 127,214                           | 21,272,421                                    | 7,332                 | 3,326,076                               |
| 十 月 Oct.                         | 170,921                           | 28,950,108                                    | 31,964                | 8,200,720                               |
| 十一月 Nov.                         | 231,483                           | 41,872,206                                    | 89,080                | 20,413,456                              |
| 十二月 Dec.                         | 147,241                           | 28,041,462                                    | 10,429                | 5,149,137                               |
| <b>一〇二年 2013</b>                 | <b>572,671</b>                    | <b>101,476,993</b>                            | <b>41,208</b>         | <b>20,962,944</b>                       |
| 一 月 Jan.                         | 161,521                           | 29,148,908                                    | 12,339                | 4,960,582                               |
| 二 月 Feb.                         | 106,142                           | 19,556,615                                    | 10,667                | 4,933,152                               |
| 三 月 Mar.                         | 149,446                           | 26,657,669                                    | 9,609                 | 5,290,105                               |
| 四 月 Apr.                         | 155,562                           | 26,113,801                                    | 8,593                 | 5,779,105                               |
| 較上月增減(%)<br>VS. with Last Month  | 4.09                              | -2.04   | -10.57                | 9.24                                    |
| 較上年同月增減(%)<br>VS. with Last Year | 11.28                             | 8.10  | -8.81                 | 23.56                                   |

資料來源：直轄市、縣（市）政府。  
說 明：1. 建物登記係指建物標示變更、所有權第一次、移轉及他項權利等各項登記之總計。  
2. 棟數：依各實際辦理之建物棟數計算，建物以建號為基本計算單位，即1建號為1棟。

TABLE 31. REGISTRATION OF BUILDINGS AND REGISTRATION OF CHANGE IN BUILDING DESCRIPTIONS - BY MONTH

| Registration of Change in Building Descriptions |   |                  |   |                  |
|---|---|------------------|---|------------------|
| 分 割<br>Subdivision                              | 合 併<br>Combination                      |                  | 重測、重劃                                   |                  |
| 棟 數<br>Buildings                                | 面 積<br>(平方公尺)<br>Area (m <sup>2</sup> ) | 棟 數<br>Buildings | 面 積<br>(平方公尺)<br>Area (m <sup>2</sup> ) | 棟 數<br>Buildings |
| 2,257   | 486,576                                 | 720              | 78,187                                  | 129,013          |
| 2,333   | 339,065                                 | 619              | 99,276                                  | 127,953          |
| 2,385   | 440,913                                 | 910              | 81,740                                  | 98,760           |
| 2,148   | 581,889                                 | 638              | 61,737                                  | 138,953          |
| 2,105   | 424,310                                 | 624              | 100,431                                 | 99,736           |
| 1,640   | 487,268                                 | 536              | 113,136                                 | 77,169           |
| 1,606   | 319,797                                 | 434              | 133,494                                 | 97,030           |
| 1,364   | 282,503                                 | 600              | 108,033                                 | 65,843           |
| 1,018   | 225,631                                 | 409              | 167,946                                 | 106,237          |
| 96  | 36,903                                  | 40               | 3,692                                   | 33               |
| 104   | 25,755                                  | 61               | 12,786                                  | 66               |
| 107   | 11,880                                  | 46               | 57,004                                  | 255              |
| 78  | 12,104                                  | 30               | 8,624                                   | 79               |
| 98  | 15,836                                  | 21               | 3,673                                   | 106              |
| 65  | 11,773                                  | 26               | 5,701                                   | 110              |
| 46  | 7,243                                   | 27               | 6,360                                   | 23,518           |
| 96  | 44,191                                  | 34               | 10,372                                  | 77,596           |
| 69  | 20,757                                  | 31               | 9,795                                   | 1,386            |
| <b>523</b>                                      | <b>76,173</b>                           | <b>128</b>       | <b>186,778</b>                          | <b>155</b>       |
| 172   | 30,599                                  | 33               | 14,031                                  | 29               |
| 205   | 16,207                                  | 27               | 5,222                                   | 22               |
| 64  | 16,636                                  | 46               | 163,779                                 | 30               |
| 82  | 12,731                                  | 22               | 3,746                                   | 74               |
| 28.13   | -23.48                                  | -52.17           | -97.71                                  | 146.67           |
| -14.58  | -65.50                                  | -45.00           | 1.45                                    | 124.24           |

Source: County and City Government.  
Note: 1.Registration of Buildings contains Change in Building Descriptions, Initial Registration, Ownership Transfer, Other Rights.  
2.Buildings refer to each building number as a unit.

表31. 辦理建物登記及標示變更登記－按月別分(續)

| 年 (月) 別<br>Year(Month)           | 建物標示變更登記                               |                  |  |                  |
|----------------------------------|--|------------------|--|------------------|
|                                  | Resurvey/Readjust                      | 減 失<br>Reduction | 門牌整編                                   |                  |
|                                  | 面積<br>(平方公尺)<br>Area (m <sup>2</sup> ) | 棟 數<br>Buildings | 面積<br>(平方公尺)<br>Area (m <sup>2</sup> ) | 棟 數<br>Buildings |
| 九十三年 2004                        | 11,682,700                             | 9,838            | 2,831,722                              | 54,995           |
| 九十四年 2005                        | 11,258,435                             | 9,466            | 3,032,747                              | 51,354           |
| 九十五年 2006                        | 9,324,936                              | 9,689            | 2,987,354                              | 35,790           |
| 九十六年 2007                        | 12,290,612                             | 9,596            | 2,824,068                              | 34,879           |
| 九十七年 2008                        | 14,204,221                             | 7,814            | 3,011,133                              | 33,797           |
| 九十八年 2009                        | 12,487,056                             | 7,734            | 2,318,179                              | 31,460           |
| 九十九年 2010                        | 15,223,596                             | 10,355           | 3,254,282                              | 31,854           |
| 一〇〇年 2011                        | 11,464,495                             | 8,705            | 3,184,554                              | 30,533           |
| 一〇一年 2012                        | 20,534,966                             | 8,955            | 2,812,288                              | 37,053           |
| 四 月 Apr.                         | 4,064                                  | 532              | 202,325                                | 3,508            |
| 五 月 May                          | 10,249                                 | 910              | 280,443                                | 4,710            |
| 六 月 June                         | 39,875                                 | 648              | 242,675                                | 1,836            |
| 七 月 July                         | 17,120                                 | 573              | 180,872                                | 4,595            |
| 八 月 Aug.                         | 13,727                                 | 815              | 258,300                                | 3,701            |
| 九 月 Sept.                        | 15,708                                 | 933              | 213,996                                | 2,136            |
| 十 月 Oct.                         | 4,120,883                              | 704              | 294,574                                | 3,112            |
| 十一月 Nov.                         | 15,318,978                             | 966              | 372,465                                | 3,390            |
| 十二月 Dec.                         | 489,605                                | 744              | 172,068                                | 3,074            |
| <b>一〇二年 2013</b>                 | <b>53,028</b>                          | <b>3,047</b>     | <b>974,971</b>                         | <b>19,671</b>    |
| 一 月 Jan.                         | 15,020                                 | 705              | 197,207                                | 6,492            |
| 二 月 Feb.                         | 11,978                                 | 870              | 206,113                                | 6,759            |
| 三 月 Mar.                         | 15,467                                 | 847              | 380,960                                | 3,941            |
| 四 月 Apr.                         | 10,563                                 | 625              | 190,691                                | 2,479            |
| 較上月增減(%)<br>VS. with Last Month  | -31.71                                 | -26.21           | -49.94                                 | -37.10           |
| 較上年同月增減(%)<br>VS. with Last Year | 159.94                                 | 17.48            | -5.75                                  | -29.33           |

TABLE 31. REGISTRATION OF BUILDINGS AND REGISTRATION OF CHANGE IN BUILDING DESCRIPTIONS - BY MONTH (CONT.)

| Registration of Change in Building Descriptions |                                 |  |                  |  |
|---|---------------------------------|--|------------------|--|
| Doorplate Reorganized                           | 增修改建<br>Addition/Reconstruction | 其 他<br>Others                          |                  |  |
| 面積<br>(平方公尺)<br>Area (m <sup>2</sup> )          | 棟 數<br>Buildings                | 面積<br>(平方公尺)<br>Area (m <sup>2</sup> ) | 棟 數<br>Buildings | 面積<br>(平方公尺)<br>Area (m <sup>2</sup> ) |
| 8,038,834                                       | 548                             | 997,971                                | 28,404           | 9,478,617                              |
| 7,826,115                                       | 608                             | 1,579,121                              | 24,956           | 11,362,811                             |
| 5,987,193                                       | 588                             | 1,258,084                              | 30,782           | 23,472,927                             |
| 5,228,562                                       | 616                             | 2,332,614                              | 31,526           | 13,486,538                             |
| 5,242,452                                       | 733                             | 1,777,643                              | 25,476           | 8,549,669                              |
| 5,083,925                                       | 659                             | 2,545,524                              | 57,958           | 43,059,656                             |
| 5,856,828                                       | 702                             | 1,554,006                              | 69,935           | 48,795,357                             |
| 5,479,161                                       | 688                             | 2,370,470                              | 60,160           | 33,934,723                             |
| 6,841,605                                       | 739                             | 2,028,626                              | 57,732           | 39,892,082                             |
| 501,127   | 61                              | 209,100                                | 5,153            | 3,719,997                              |
| 1,145,422                                       | 68                              | 347,299                                | 5,869            | 3,762,136                              |
| 345,835   | 61                              | 112,390                                | 5,428            | 3,565,748                              |
| 742,879   | 87                              | 219,237                                | 4,954            | 3,500,692                              |
| 576,775   | 57                              | 104,835                                | 4,100            | 3,135,973                              |
| 320,230   | 56                              | 146,944                                | 4,006            | 2,611,724                              |
| 612,706   | 57                              | 163,267                                | 4,500            | 2,995,686                              |
| 577,820   | 66                              | 143,221                                | 6,932            | 3,946,410                              |
| 545,847   | 57                              | 181,597                                | 5,068            | 3,729,468                              |
| <b>4,813,039</b>                                | <b>347</b>                      | <b>671,752</b>                         | <b>17,337</b>    | <b>14,187,203</b>                      |
| 1,252,814                                       | 166                             | 161,126                                | 4,742            | 3,289,784                              |
| 2,194,512                                       | 58                              | 192,856                                | 2,726            | 2,306,264                              |
| 861,469   | 51                              | 87,904                                 | 4,630            | 3,763,889                              |
| 504,244   | 72                              | 229,866                                | 5,239            | 4,827,266                              |
| -41.47  | 41.18                           | 161.49                                 | 13.15            | 28.25                                  |
| 0.62  | 18.03                           | 9.93                                   | 1.67             | 29.77                                  |

表32. 辦理建物登記及標示變更登記—按區域別分

TABLE 32. REGISTRATION OF BUILDINGS AND CHANGE IN BUILDING DESCRIPTIONS - BY LOCALITY

| 區域別<br>Locality       | 建物登記<br>Registration of Buildings |   | 建物標示變更登記<br>合計 Total |  |
|-----------------------|-----------------------------------|---|----------------------|--|
|                       | 總棟數<br>Total Buildings            | 總面積<br>(平方公尺)<br>Total Area (m <sup>2</sup> ) | 棟數<br>Buildings      | 面積<br>(平方公尺)<br>Area (m <sup>2</sup> ) |
|                       | 一〇二年四月<br>Apr., 2013              | 155,562                                       | 26,113,801           | 8,593                                  |
| 新 北 市 New Taipei City | 35,880                            | 5,983,468                                     | 2,018                | 2,626,052                              |
| 臺 北 市 Taipei City     | 19,609                            | 2,095,494                                     | 556                  | 418,133                                |
| 臺 中 市 Taichung City   | 20,537                            | 3,263,713                                     | 1,619                | 430,553                                |
| 臺 南 市 Tainan City     | 10,333                            | 1,953,976                                     | 629                  | 205,525                                |
| 高 雄 市 Kaohsiung City  | 18,854                            | 4,036,515                                     | 898                  | 1,296,363                              |
| 臺 灣 省 Taiwan Prov.    | 50,072                            | 8,727,618                                     | 2,861                | 799,445                                |
| 宜蘭縣 Yilan C.          | 2,465                             | 411,689                                       | 132                  | 41,002                                 |
| 桃園縣 Taoyuan C.        | 19,583                            | 2,903,122                                     | 1,228                | 347,303                                |
| 新竹縣 Hsinchu C.        | 4,975                             | 930,009                                       | 296                  | 45,011                                 |
| 苗栗縣 Miaoli C.         | 2,336                             | 424,544                                       | 262                  | 64,628                                 |
| 彰化縣 Changhua C.       | 3,780                             | 1,013,670                                     | 185                  | 124,581                                |
| 南投縣 Nantou C.         | 1,473                             | 268,335                                       | 62                   | 11,128                                 |
| 雲林縣 Yunlin C.         | 1,695                             | 426,237                                       | 49                   | 9,178                                  |
| 嘉義縣 Chiayi C.         | 1,421                             | 338,410                                       | 34                   | 4,731                                  |
| 屏東縣 Pingtung C.       | 2,505                             | 621,975                                       | 107                  | 19,202                                 |
| 臺東縣 Taitung C.        | 897                               | 142,992                                       | 55                   | 16,969                                 |
| 花蓮縣 Hualien C.        | 1,908                             | 277,732                                       | 55                   | 13,178                                 |
| 澎湖縣 Penghu C.         | 250                               | 42,459  | 15                   | 1,595                                  |
| 基隆市 Keelung City      | 2,471                             | 192,542                                       | 169                  | 19,236                                 |
| 新竹市 Hsinchu City      | 2,846                             | 541,701                                       | 96                   | 68,295                                 |
| 嘉義市 Chiayi City       | 1,467                             | 192,203                                       | 116                  | 13,408                                 |
| 福 建 省 Fuchien Prov.   | 277                               | 53,017  | 12                   | 3,033                                  |
| 金門縣 Kinmen C.         | 271                               | 50,139  | 10                   | 1,893                                  |
| 連江縣 Lienchiang C.     | 6                                 | 2,878   | 2                    | 1,140                                  |

| Registration of Change in Building Descriptions |   |                  |   |                  |
|---|---|------------------|---|------------------|
| 分 割<br>Subdivision                              | 合 併<br>Combination                      | 重測、重劃            |   |                  |
| 棟 數<br>Buildings                                | 面 積<br>(平方公尺)<br>Area (m <sup>2</sup> ) | 棟 數<br>Buildings | 面 積<br>(平方公尺)<br>Area (m <sup>2</sup> ) | 棟 數<br>Buildings |
| 82  | 12,731                                  | 22               | 3,746                                   | 74               |
| 22  | 3,726                                   | 6                | 603                                     | 46               |
| 26  | 2,089                                   | 9                | 1,682                                   | —                |
| —   | —                                       | —                | —                                       | 2                |
| —   | —                                       | —                | —                                       | 3                |
| —   | —                                       | —                | —                                       | —                |
| 32  | 6,764                                   | 7                | 1,461                                   | 23               |
| 2   | 75                                      | 1                | 142                                     | 5                |
| 9   | 1,197                                   | 1                | 59                                      | —                |
| —   | —                                       | —                | —                                       | —                |
| 6   | 2,997                                   | —                | —                                       | —                |
| 2   | 348                                     | 1                | 284                                     | 12               |
| 2   | 181                                     | —                | —                                       | —                |
| —   | —                                       | —                | —                                       | —                |
| —   | —                                       | —                | —                                       | 1                |
| —   | —                                       | —                | —                                       | 4                |
| 6   | 664                                     | 2                | 216                                     | —                |
| 3   | 347                                     | 1                | 116                                     | —                |
| 2   | 955                                     | 1                | 644                                     | —                |
| 2   | 152                                     | —                | —                                       | —                |
| 2   | 152                                     | —                | —                                       | —                |
| —   | —                                       | —                | —                                       | —                |

資料來源：直轄市、縣〔市〕政府。  
 說 明：1. 建物登記係指建物標示變更、所有權第一次、移轉及他項權利等各項登記之總計。  
 2. 同表31說明2。

Source : County and City Government.  
 Note : 1.Registration of Building contains Change in Building Descriptions, Initial Registration, Ownership Transfer and Other Rights.  
 2.See Table 31 Note 2.



表32. 辦理建物登記及標示變更登記－按區域別分(續)

| 區 域 別<br>Locality     | 建物標示變更登記                                |                  |   |                  |
|-----------------------|---|------------------|---|------------------|
|                       | Resurvey/Readjust                       | 減 失<br>Reduction | 門牌整編                                    |                  |
|                       | 面 積<br>(平方公尺)<br>Area (m <sup>2</sup> ) | 棟 數<br>Buildings | 面 積<br>(平方公尺)<br>Area (m <sup>2</sup> ) | 棟 數<br>Buildings |
| 一〇二年四月<br>Apr., 2013  | 10,563                                  | 625              | 190,691                                 | 2,479            |
| 新 北 市 New Taipei City | 6,351                                   | 146              | 27,037                                  | 295              |
| 臺 北 市 Taipei City     | —                                       | 35               | 6,409                                   | 169              |
| 臺 中 市 Taichung City   | 344                                     | 76               | 11,121                                  | 1,149            |
| 臺 南 市 Tainan City     | 271                                     | 44               | 8,019                                   | 143              |
| 高 雄 市 Kaohsiung City  | —                                       | 59               | 23,565                                  | 88               |
| 臺 灣 省 Taiwan Prov.    | 3,597                                   | 262              | 113,326                                 | 628              |
| 宜蘭縣 Yilan C.          | 858                                     | 16               | 2,575                                   | 59               |
| 桃園縣 Taoyuan C.        | —                                       | 77               | 26,439                                  | 66               |
| 新竹縣 Hsinchu C.        | —                                       | 19               | 5,073                                   | 73               |
| 苗栗縣 Miaoli C.         | —                                       | 24               | 5,055                                   | 117              |
| 彰化縣 Changhua C.       | 2,053                                   | 26               | 6,779                                   | 52               |
| 南投縣 Nantou C.         | —                                       | 7                | 1,414                                   | 29               |
| 雲林縣 Yunlin C.         | —                                       | 8                | 2,598                                   | 30               |
| 嘉義縣 Chiayi C.         | 89                                      | 7                | 607                                     | 9                |
| 屏東縣 Pingtung C.       | —                                       | 23               | 4,692                                   | 22               |
| 臺東縣 Taitung C.        | —                                       | 6                | 347                                     | 39               |
| 花蓮縣 Hualien C.        | 343                                     | 8                | 1,380                                   | 25               |
| 澎湖縣 Penghu C.         | 255                                     | 7                | 546                                     | 1                |
| 基隆市 Keelung City      | —                                       | 6                | 2,516                                   | 11               |
| 新竹市 Hsinchu City      | —                                       | 10               | 52,037                                  | 44               |
| 嘉義市 Chiayi City       | —                                       | 18               | 1,268                                   | 51               |
| 福 建 省 Fuchien Prov.   | —                                       | 3                | 1,214                                   | 7                |
| 金門縣 Kinmen C.         | —                                       | 3                | 1,214                                   | 5                |
| 連江縣 Lienchiang C.     | —                                       | —                | —                                       | 2                |

TABLE 32. REGISTRATION OF BUILDINGS AND CHANGE IN BUILDING DESCRIPTIONS - BY LOCALITY(CONT.)

| Registration of Change in Building Descriptions |                                 |   |                  |   |
|---|---------------------------------|---|------------------|---|
| Doorplate Reorganized                           | 增修改建<br>Addition/Reconstruction | 其 他 Others                              |                  |   |
| 面 積<br>(平方公尺)<br>Area (m <sup>2</sup> )         | 棟 數<br>Buildings                | 面 積<br>(平方公尺)<br>Area (m <sup>2</sup> ) | 棟 數<br>Buildings | 面 積<br>(平方公尺)<br>Area (m <sup>2</sup> ) |
| 504,244   | 72                              | 229,866                                 | 5,239            | 4,827,266                               |
| 30,848  | —                               | —                                       | 1,503            | 2,557,488                               |
| 17,973  | 1                               | 1,986                                   | 316              | 387,994                                 |
| 302,797   | 7                               | 48,534                                  | 385              | 67,759                                  |
| 21,750  | 2                               | 899                                     | 437              | 174,586                                 |
| 10,275  | 6                               | 30,579                                  | 745              | 1,231,944                               |
| 118,934   | 56                              | 147,868                                 | 1,853            | 407,495                                 |
| 25,584  | 17                              | 4,746                                   | 32               | 7,022                                   |
| 12,954  | 14                              | 114,430                                 | 1,061            | 192,224                                 |
| 10,827  | —                               | —                                       | 204              | 29,111                                  |
| 16,995  | 3                               | 806                                     | 112              | 38,775                                  |
| 8,111   | 3                               | 11,400                                  | 89               | 95,606                                  |
| 4,980   | 4                               | 1,272                                   | 20               | 3,280                                   |
| 4,762   | —                               | —                                       | 11               | 1,819                                   |
| 1,276   | —                               | —                                       | 17               | 2,759                                   |
| 2,742   | 1                               | 4,428                                   | 61               | 7,340                                   |
| 14,426  | 2                               | 873                                     | 8                | 1,323                                   |
| 3,891   | 6                               | 5,627                                   | 15               | 1,937                                   |
| 182   | 2                               | 523                                     | 1                | 89                                      |
| 951   | —                               | —                                       | 144              | 14,889                                  |
| 5,028   | 4                               | 3,762                                   | 34               | 7,004                                   |
| 6,224   | —                               | —                                       | 44               | 4,318                                   |
| 1,667   | —                               | —                                       | —                | —                                       |
| 528   | —                               | —                                       | —                | —                                       |
| 1,140   | —                               | —                                       | —                | —                                       |

表33. 辦理建物所有權登記—按月別分

| 年 (月) 別<br>Year (Month)          | 所有權第一次登記<br>Initial Registration |   | 移 轉<br>合 計 Total |   |
|----------------------------------|----------------------------------|---|------------------|---|
|                                  | 棟 數<br>Buildings                 | 面 積<br>(平方公尺)<br>Area (m <sup>2</sup> ) | 棟 數<br>Buildings | 面 積<br>(平方公尺)<br>Area (m <sup>2</sup> ) |
|                                  | 九十三年 2004                        | 131,025                                 | 35,542,701       | 549,799                                 |
| 九十四年 2005                        | 149,591                          | 39,293,677                              | 544,191          | 65,231,028                              |
| 九十五年 2006                        | 173,608                          | 41,887,128                              | 554,291          | 67,564,960                              |
| 九十六年 2007                        | 172,459                          | 42,111,856                              | 524,640          | 62,608,453                              |
| 九十七年 2008                        | 154,254                          | 39,243,064                              | 495,566          | 56,971,045                              |
| 九十八年 2009                        | 108,469                          | 29,153,907                              | 513,886          | 57,303,050                              |
| 九十九年 2010                        | 90,945                           | 25,940,529                              | 529,972          | 67,528,570                              |
| 一〇〇年 2011                        | 93,632                           | 25,814,302                              | 497,739          | 78,759,325                              |
| 一〇一年 2012                        | 102,510                          | 30,371,960                              | 456,003          | 56,084,305                              |
| 四 月 Apr.                         | 5,308                            | 1,954,953                               | 38,026           | 4,388,162                               |
| 五 月 May                          | 7,627                            | 2,757,891                               | 45,471           | 5,406,313                               |
| 六 月 June                         | 7,059                            | 2,036,435                               | 41,631           | 5,303,014                               |
| 七 月 July                         | 10,097                           | 2,893,769                               | 45,229           | 5,435,503                               |
| 八 月 Aug.                         | 10,361                           | 2,739,717                               | 35,961           | 4,238,057                               |
| 九 月 Sept.                        | 7,441                            | 1,918,124                               | 33,335           | 4,074,495                               |
| 十 月 Oct.                         | 9,711                            | 2,971,352                               | 40,610           | 4,952,398                               |
| 十一月 Nov.                         | 11,301                           | 3,214,864                               | 40,276           | 4,917,795                               |
| 十二月 Dec.                         | 9,725                            | 2,882,918                               | 40,315           | 5,689,809                               |
| <b>一〇二年 2013</b>                 | <b>31,832</b>                    | <b>9,450,430</b>                        | <b>156,635</b>   | <b>19,572,527</b>                       |
| 一 月 Jan.                         | 8,398                            | 2,580,845                               | 46,183           | 5,691,512                               |
| 二 月 Feb.                         | 10,201                           | 2,519,835                               | 26,709           | 3,538,008                               |
| 三 月 Mar.                         | 7,470                            | 2,296,806                               | 41,363           | 5,200,227                               |
| 四 月 Apr.                         | 5,763                            | 2,052,944                               | 42,380           | 5,142,780                               |
| 較上月增減(%)<br>VS. with Last Month  | -22.85                           | -10.62                                  | 2.46             | -1.10                                   |
| 較上年同月增減(%)<br>VS. with Last Year | 8.57                             | 5.01                                    | 11.45            | 17.20                                   |

資料來源：直轄市、縣〔市〕政府。

說 明：1. 贈與含夫妻贈與。

2. 100年1月「其他」因縣市合併或升格直轄市辦理接管業務致筆數及面積大幅增加。

TABLE 33. REGISTRATION OF BUILDINGS' OWNERSHIP - BY MONTH

| 登 記<br>Registration of Ownership Transfer |   |                  |   |
|---|---|------------------|---|
| 買 賣<br>Transaction                        |   | 拍 賣<br>Auction   |   |
| 棟 數<br>Buildings                          | 面 積<br>(平方公尺)<br>Area (m <sup>2</sup> ) | 棟 數<br>Buildings | 面 積<br>(平方公尺)<br>Area (m <sup>2</sup> ) |
| 418,187                                   | 50,350,125                              | 54,717           | 7,576,439                               |
| 434,888                                   | 49,805,656                              | 33,295           | 5,187,249                               |
| 450,167                                   | 52,403,259                              | 25,467           | 4,342,050                               |
| 414,641                                   | 47,043,756                              | 25,596           | 3,454,754                               |
| 379,326                                   | 41,798,194                              | 24,954           | 3,477,782                               |
| 388,298                                   | 40,482,955                              | 28,713           | 3,909,106                               |
| 406,689                                   | 45,248,134                              | 22,178           | 3,976,586                               |
| 361,704                                   | 40,927,781                              | 14,422           | 2,426,919                               |
| 329,741                                   | 38,247,434                              | 9,585            | 1,595,522                               |
| 28,517                                    | 3,113,880                               | 791              | 142,917                                 |
| 34,963                                    | 3,842,587                               | 878              | 177,715                                 |
| 31,286                                    | 3,610,068                               | 907              | 122,725                                 |
| 34,450                                    | 3,998,396                               | 900              | 150,378                                 |
| 25,470                                    | 2,806,410                               | 740              | 142,515                                 |
| 23,533                                    | 2,684,387                               | 760              | 97,978                                  |
| 28,641                                    | 3,395,431                               | 759              | 143,056                                 |
| 30,103                                    | 3,529,533                               | 811              | 78,883                                  |
| 28,871                                    | 3,869,737                               | 709              | 102,387                                 |
| <b>111,358</b>                            | <b>13,229,198</b>                       | <b>2,671</b>     | <b>463,026</b>                          |
| 31,477                                    | 3,739,348                               | 743              | 89,980                                  |
| 18,340                                    | 2,276,177                               | 527              | 104,047                                 |
| 29,575                                    | 3,645,531                               | 708              | 113,788                                 |
| 31,966                                    | 3,568,142                               | 693              | 155,210                                 |
| 8.08                                      | -2.12                                   | -2.12            | 36.40                                   |
| 12.09                                     | 14.59                                   | -12.39           | 8.60                                    |

Source : County and City Government.

Note : 1. Gift include Gift from Spouse.

2. The taking over affairs increased substantially for some cities or counties merged or elevated to municipalities resulted in a mass increase of "Others" in Jan. 2011.

表33. 辦理建物所有權登記—按月別分(續)

| 年 (月) 別<br>Year (Month)          | 移 轉 登 記            |   |                  |
|----------------------------------|--------------------|---|------------------|
|                                  | 繼 承<br>Inheritance |   | 贈 與              |
|                                  | 棟 數<br>Buildings   | 面 積<br>(平方公尺)<br>Area (m <sup>2</sup> ) | 棟 數<br>Buildings |
| 九十三年 2004                        | 33,710             | 4,043,582                               | 30,116           |
| 九十四年 2005                        | 32,732             | 3,933,954                               | 29,553           |
| 九十五年 2006                        | 32,737             | 3,935,925                               | 29,323           |
| 九十六年 2007                        | 34,700             | 4,088,960                               | 31,418           |
| 九十七年 2008                        | 35,766             | 4,351,335                               | 31,760           |
| 九十八年 2009                        | 36,579             | 4,313,528                               | 33,256           |
| 九十九年 2010                        | 39,006             | 4,777,030                               | 35,561           |
| 一〇〇年 2011                        | 41,198             | 4,989,266                               | 39,655           |
| 一〇一年 2012                        | 43,099             | 5,219,541                               | 47,035           |
| 四 月 Apr.                         | 3,644              | 431,946                                 | 3,488            |
| 五 月 May                          | 3,960              | 471,116                                 | 4,030            |
| 六 月 June                         | 3,329              | 410,910                                 | 3,577            |
| 七 月 July                         | 3,775              | 442,685                                 | 3,711            |
| 八 月 Aug.                         | 3,935              | 489,383                                 | 3,926            |
| 九 月 Sept.                        | 3,446              | 414,315                                 | 3,269            |
| 十 月 Oct.                         | 3,758              | 467,055                                 | 3,610            |
| 十一月 Nov.                         | 3,582              | 439,817                                 | 3,992            |
| 十二月 Dec.                         | 3,476              | 436,859                                 | 4,530            |
| <b>一〇二年 2013</b>                 | <b>13,988</b>      | <b>1,712,177</b>                        | <b>19,276</b>    |
| 一 月 Jan.                         | 3,604              | 462,031                                 | 7,089            |
| 二 月 Feb.                         | 2,463              | 292,974                                 | 3,691            |
| 三 月 Mar.                         | 4,072              | 497,843                                 | 4,583            |
| 四 月 Apr.                         | 3,849              | 459,329                                 | 3,913            |
| 較上月增減(%)<br>VS. with Last Month  | -5.48              | -7.74                                   | -14.62           |
| 較上年同月增減(%)<br>VS. with Last Year | 5.63               | 6.34                                    | 12.18            |

TABLE 33. REGISTRATION OF BUILDINGS' OWNERSHIP - BY MONTH(CONT.)

| Registration of Ownership Transfer      |                  |   |  |
|---|------------------|---|--|
| Gift                                    | 其 他<br>Others    |   |  |
| 面 積<br>(平方公尺)<br>Area (m <sup>2</sup> ) | 棟 數<br>Buildings | 面 積<br>(平方公尺)<br>Area (m <sup>2</sup> ) |  |
| 3,599,854                               | 13,069           | 3,433,394                               |  |
| 3,400,119                               | 13,723           | 2,904,050                               |  |
| 3,309,494                               | 16,597           | 3,574,233                               |  |
| 3,678,186                               | 18,285           | 4,342,797                               |  |
| 3,646,743                               | 23,760           | 3,696,991                               |  |
| 3,720,376                               | 27,040           | 4,877,085                               |  |
| 4,118,483                               | 26,538           | 9,408,337                               |  |
| 4,433,036                               | 40,760           | 25,982,323                              |  |
| 5,171,232                               | 26,543           | 5,850,577                               |  |
| 364,678                                 | 1,586            | 334,742                                 |  |
| 425,828                                 | 1,640            | 489,067                                 |  |
| 404,065                                 | 2,532            | 755,245                                 |  |
| 396,848                                 | 2,393            | 447,197                                 |  |
| 416,648                                 | 1,890            | 383,100                                 |  |
| 375,309                                 | 2,327            | 502,506                                 |  |
| 379,805                                 | 3,842            | 567,051                                 |  |
| 436,592                                 | 1,788            | 432,970                                 |  |
| 481,805                                 | 2,729            | 799,021                                 |  |
| <b>2,272,848</b>                        | <b>9,342</b>     | <b>1,895,278</b>                        |  |
| 828,836                                 | 3,270            | 571,316                                 |  |
| 433,360                                 | 1,688            | 431,450                                 |  |
| 527,956                                 | 2,425            | 415,109                                 |  |
| 482,696                                 | 1,959            | 477,402                                 |  |
| -8.57                                   | -19.22           | 15.01                                   |  |
| 32.36                                   | 23.52            | 42.62                                   |  |

表34. 辦理建物所有權登記—按區域別分

| 區域別<br>Locality    | 所有權第一次登記<br>Initial Registration |  | 移 轉<br>合 計 Total |  |
|--------------------|----------------------------------|--|------------------|--|
|                    | 棟數<br>Buildings                  | 面積<br>(平方公尺)<br>Area (m <sup>2</sup> ) | 棟數<br>Buildings  | 面積<br>(平方公尺)<br>Area (m <sup>2</sup> ) |
|                    | 一〇二年四月<br>Apr., 2013             | 5,763                                  | 2,052,944        | 42,380                                 |
| 新北市New Taipei City | 1,050                            | 220,413                                | 8,963            | 801,999                                |
| 臺北市Taipei City     | 448                              | 87,363                                 | 5,329            | 422,551                                |
| 臺中市Taichung City   | 818                              | 346,342                                | 5,583            | 723,066                                |
| 臺南市Tainan City     | 414                              | 134,828                                | 2,977            | 383,544                                |
| 高雄市Kaohsiung City  | 638                              | 220,671                                | 5,123            | 638,780                                |
| 臺灣省Taiwan Prov.    | 2,280                            | 1,021,309                              | 14,343           | 2,162,646                              |
| 宜蘭縣Yilan C.        | 119                              | 51,629                                 | 729              | 95,851                                 |
| 桃園縣Taoyuan C.      | 588                              | 183,783                                | 5,747            | 759,233                                |
| 新竹縣Hsinchu C.      | 292                              | 231,558                                | 1,094            | 169,518                                |
| 苗栗縣Miaoli C.       | 198                              | 47,461                                 | 694              | 96,106                                 |
| 彰化縣Changhua C.     | 225                              | 135,724                                | 953              | 193,687                                |
| 南投縣Nantou C.       | 121                              | 34,281                                 | 417              | 59,659                                 |
| 雲林縣Yunlin C.       | 150                              | 73,287                                 | 486              | 78,882                                 |
| 嘉義縣Chiayi C.       | 75                               | 42,142                                 | 521              | 110,320                                |
| 屏東縣Pingtung C.     | 174                              | 125,070                                | 743              | 110,764                                |
| 臺東縣Taitung C.      | 59                               | 8,084                                  | 236              | 37,502                                 |
| 花蓮縣Hualien C.      | 73                               | 18,394                                 | 715              | 76,034                                 |
| 澎湖縣Penghu C.       | 27                               | 8,868                                  | 73               | 7,667                                  |
| 基隆市Keelung City    | 12                               | 7,874                                  | 709              | 56,810                                 |
| 新竹市Hsinchu City    | 103                              | 38,901                                 | 809              | 260,793                                |
| 嘉義市Chiayi City     | 64                               | 14,255                                 | 417              | 49,822                                 |
| 福建省Fuchien Prov.   | 115                              | 22,018                                 | 62               | 10,194                                 |
| 金門縣Kinmen C.       | 113                              | 21,301                                 | 62               | 10,194                                 |
| 連江縣Lienchiang C.   | 2                                | 717                                    | —                | —                                      |

資料來源：直轄市、縣〔市〕政府。

TABLE 34. REGISTRATION OF BUILDINGS' OWNERSHIP - BY LOCALITY

| 登 記<br>Registration of Ownership Transfer |  |                 |  |
|---|--|-----------------|--|
| 買 賣<br>Transaction                        |  | 拍 賣<br>Auction  |  |
| 棟數<br>Buildings                           | 面積<br>(平方公尺)<br>Area (m <sup>2</sup> ) | 棟數<br>Buildings | 面積<br>(平方公尺)<br>Area (m <sup>2</sup> ) |
| 31,966                                    | 3,568,142                              | 693             | 155,210                                |
| 6,859                                     | 586,954                                | 62              | 5,676                                  |
| 3,509                                     | 261,738                                | 38              | 2,783                                  |
| 4,482                                     | 520,345                                | 63              | 6,376                                  |
| 2,302                                     | 300,985                                | 66              | 6,742                                  |
| 3,797                                     | 437,453                                | 144             | 16,008                                 |
| 10,966                                    | 1,451,930                              | 318             | 117,376                                |
| 527                                       | 68,981                                 | 11              | 1,479                                  |
| 4,862                                     | 511,820                                | 84              | 42,262                                 |
| 898                                       | 100,402                                | 24              | 48,034                                 |
| 474                                       | 62,672                                 | 18              | 3,393                                  |
| 594                                       | 107,070                                | 23              | 3,480                                  |
| 249                                       | 34,424                                 | 21              | 2,278                                  |
| 318                                       | 48,761                                 | 25              | 4,972                                  |
| 315                                       | 47,323                                 | 11              | 1,417                                  |
| 499                                       | 71,470                                 | 35              | 3,172                                  |
| 161                                       | 22,055                                 | 7               | 2,002                                  |
| 576                                       | 55,705                                 | 13              | 1,210                                  |
| 29  | 4,250                                  | 1               | 90                                     |
| 505                                       | 39,916                                 | 35              | 2,616                                  |
| 654                                       | 240,816                                | 6               | 551                                    |
| 305                                       | 36,267                                 | 4               | 421                                    |
| 51  | 8,738                                  | 2               | 251                                    |
| 51  | 8,738                                  | 2               | 251                                    |
| —   | —                                      | —               | —                                      |

Source : County and City Government.

表34. 辦理建物所有權登記—按區域別分(續)

| 區域別<br>Locality      | 移轉登記              |  |                 |
|----------------------|-------------------|--|-----------------|
|                      | 繼承<br>Inheritance |  | 贈與              |
|                      | 棟數<br>Buildings   | 面積<br>(平方公尺)<br>Area (m <sup>2</sup> ) | 棟數<br>Buildings |
| 一〇二年四月<br>Apr., 2013 | 3,849             | 459,329                                | 3,913           |
| 新北市 New Taipei City  | 739               | 79,456                                 | 757             |
| 臺北市 Taipei City      | 650               | 56,676                                 | 573             |
| 臺中市 Taichung City    | 373               | 49,728                                 | 456             |
| 臺南市 Tainan City      | 269               | 34,202                                 | 243             |
| 高雄市 Kaohsiung City   | 467               | 56,416                                 | 497             |
| 臺灣省 Taiwan Prov.     | 1,349             | 182,621                                | 1,381           |
| 宜蘭縣 Yilan C.         | 71                | 8,488                                  | 96              |
| 桃園縣 Taoyuan C.       | 321               | 38,628                                 | 375             |
| 新竹縣 Hsinchu C.       | 54                | 7,049                                  | 77              |
| 苗栗縣 Miaoli C.        | 83                | 11,808                                 | 92              |
| 彰化縣 Changhua C.      | 166               | 26,098                                 | 139             |
| 南投縣 Nantou C.        | 74                | 11,184                                 | 63              |
| 雲林縣 Yunlin C.        | 69                | 10,995                                 | 65              |
| 嘉義縣 Chiayi C.        | 51                | 6,776                                  | 138             |
| 屏東縣 Pingtung C.      | 113               | 20,049                                 | 85              |
| 臺東縣 Taitung C.       | 31                | 8,674                                  | 31              |
| 花蓮縣 Hualien C.       | 64                | 6,956                                  | 44              |
| 澎湖縣 Penghu C.        | 32                | 2,164                                  | 8               |
| 基隆市 Keelung City     | 96                | 7,860                                  | 59              |
| 新竹市 Hsinchu City     | 68                | 9,137                                  | 64              |
| 嘉義市 Chiayi City      | 56                | 6,755                                  | 45              |
| 福建省 Fuchien Prov.    | 2                 | 231                                    | 6               |
| 金門縣 Kinmen C.        | 2                 | 231                                    | 6               |
| 連江縣 Lienchiang C.    | —                 | —                                      | —               |

TABLE 34. REGISTRATION OF BUILDINGS' OWNERSHIP - BY LOCALITY(CONT.)

| Registration of Ownership Transfer     |                 |  |
|--|-----------------|--|
| Gift                                   | 其他<br>Others    |  |
| 面積<br>(平方公尺)<br>Area (m <sup>2</sup> ) | 棟數<br>Buildings | 面積<br>(平方公尺)<br>Area (m <sup>2</sup> ) |
| 482,696                                | 1,959           | 477,402                                |
| 64,126                                 | 546             | 65,788                                 |
| 49,749                                 | 559             | 51,605                                 |
| 56,246                                 | 209             | 90,371                                 |
| 30,543                                 | 97              | 11,072                                 |
| 71,576                                 | 218             | 57,329                                 |
| 209,651                                | 329             | 201,068                                |
| 11,608                                 | 24              | 5,296                                  |
| 42,375                                 | 105             | 124,149                                |
| 9,263                                  | 41              | 4,769                                  |
| 12,596                                 | 27              | 5,637                                  |
| 22,256                                 | 31              | 34,784                                 |
| 9,477                                  | 10              | 2,296                                  |
| 13,199                                 | 9               | 954                                    |
| 53,802                                 | 6               | 1,003                                  |
| 10,738                                 | 11              | 5,336                                  |
| 3,358                                  | 6               | 1,413                                  |
| 5,325                                  | 18              | 6,838                                  |
| 464                                    | 3               | 698                                    |
| 5,169                                  | 14              | 1,249                                  |
| 5,522                                  | 17              | 4,768                                  |
| 4,500                                  | 7               | 1,878                                  |
| 805                                    | 1               | 170                                    |
| 805                                    | 1               | 170                                    |
| —                                      | —               | —                                      |

表35. 辦理建物他項權利登記—按月別分

| 年 (月) 別<br>Year (Month)          | 總 計<br>Grand Total |   | 抵                |   |                  |   |
|----------------------------------|--------------------|---|------------------|---|------------------|---|
|                                  |                    |   | 合 計 Total        |   | 設 定 Creation     |   |
|                                  | 棟 數<br>Buildings   | 面 積<br>(平方公尺)<br>Area (m <sup>2</sup> ) | 棟 數<br>Buildings | 面 積<br>(平方公尺)<br>Area (m <sup>2</sup> ) | 棟 數<br>Buildings | 面 積<br>(平方公尺)<br>Area (m <sup>2</sup> ) |
| 九十三年 2004                        | 1,172,593          | 168,369,059                             | 1,172,422        | 168,307,369                             | 595,465          | 78,261,922                              |
| 九十四年 2005                        | 1,295,402          | 183,102,428                             | 1,295,102        | 183,057,134                             | 644,213          | 88,577,431                              |
| 九十五年 2006                        | 1,332,568          | 195,900,236                             | 1,332,372        | 195,874,626                             | 675,749          | 91,147,703                              |
| 九十六年 2007                        | 1,163,416          | 171,650,562                             | 1,163,123        | 171,615,986                             | 593,865          | 83,664,146                              |
| 九十七年 2008                        | 1,093,210          | 162,968,405                             | 1,093,003        | 162,926,576                             | 539,376          | 77,194,116                              |
| 九十八年 2009                        | 1,094,299          | 165,253,479                             | 1,094,062        | 165,217,558                             | 523,342          | 74,923,439                              |
| 九十九年 2010                        | 1,104,735          | 172,095,136                             | 1,104,473        | 172,031,223                             | 523,119          | 75,741,135                              |
| 一〇〇年 2011                        | 1,021,432          | 163,696,093                             | 1,021,205        | 163,650,847                             | 494,910          | 72,103,215                              |
| 一〇一年 2012                        | 1,043,014          | 200,662,203                             | 1,042,879        | 200,644,128                             | 495,426          | 114,701,705                             |
| 四 月 Apr.                         | 87,037             | 13,136,044                              | 87,017           | 13,133,562                              | 41,315           | 5,872,866                               |
| 五 月 May                          | 106,744            | 59,306,483                              | 106,721          | 59,302,799                              | 50,163           | 51,034,581                              |
| 六 月 June                         | 90,683             | 13,232,267                              | 90,670           | 13,231,349                              | 44,215           | 6,114,615                               |
| 七 月 July                         | 95,635             | 14,287,865                              | 95,625           | 14,285,933                              | 46,711           | 6,867,536                               |
| 八 月 Aug.                         | 86,768             | 13,061,706                              | 86,759           | 13,060,959                              | 41,236           | 5,612,677                               |
| 九 月 Sept.                        | 79,106             | 11,953,726                              | 79,105           | 11,953,475                              | 38,453           | 5,405,652                               |
| 十 月 Oct.                         | 88,636             | 12,825,638                              | 88,627           | 12,824,680                              | 42,429           | 5,909,165                               |
| 十一月 Nov.                         | 90,826             | 13,326,090                              | 90,826           | 13,326,090                              | 44,665           | 6,125,610                               |
| 十二月 Dec.                         | 86,772             | 14,319,599                              | 86,766           | 14,319,278                              | 43,632           | 6,913,332                               |
| 一〇二年 2013                        | 342,996            | 51,491,092                              | 342,972          | 51,488,573                              | 163,381          | 23,336,722                              |
| 一 月 Jan.                         | 94,601             | 15,915,969                              | 94,596           | 15,915,339                              | 45,995           | 7,430,295                               |
| 二 月 Feb.                         | 58,565             | 8,565,620                               | 58,556           | 8,564,631                               | 27,468           | 3,763,365                               |
| 三 月 Mar.                         | 91,004             | 13,870,531                              | 90,999           | 13,870,095                              | 43,140           | 6,257,689                               |
| 四 月 Apr.                         | 98,826             | 13,138,972                              | 98,821           | 13,138,508                              | 46,778           | 5,885,374                               |
| 較上月增減(%)<br>VS. with Last Month  | 8.60               | -5.27                                   | 8.60             | -5.27                                   | 8.43             | -5.95                                   |
| 較上年同月增減(%)<br>VS. with Last Year | 13.54              | 0.02                                    | 13.57            | 0.04                                    | 13.22            | 0.21                                    |

資料來源：直轄市、縣〔市〕政府。

TABLE 35. REGISTRATION OF OTHER RIGHTS IN BUILDINGS  
- BY MONTH

| 移 轉 Transfer     |   | 押 權 Mortgage Rights |   |                  |   | 其他權利<br>Others   |   |
|------------------|---|---------------------|---|------------------|---|------------------|---|
|                  |   | 變 更 Change          |   | 塗 銷 Cancellation |   |                  |   |
| 棟 數<br>Buildings | 面 積<br>(平方公尺)<br>Area (m <sup>2</sup> ) | 棟 數<br>Buildings    | 面 積<br>(平方公尺)<br>Area (m <sup>2</sup> ) | 棟 數<br>Buildings | 面 積<br>(平方公尺)<br>Area (m <sup>2</sup> ) | 棟 數<br>Buildings | 面 積<br>(平方公尺)<br>Area (m <sup>2</sup> ) |
| 36,554           | 7,158,462                               | 43,342              | 11,672,627                              | 497,061          | 71,214,358                              | 171              | 61,690                                  |
| 70,071           | 10,068,133                              | 50,866              | 10,357,303                              | 529,952          | 74,054,267                              | 300              | 45,294                                  |
| 68,400           | 13,711,893                              | 50,034              | 12,914,307                              | 538,189          | 78,100,722                              | 196              | 25,610                                  |
| 32,013           | 5,840,732                               | 50,187              | 11,949,873                              | 487,058          | 70,161,235                              | 293              | 34,576                                  |
| 42,183           | 5,567,108                               | 59,681              | 12,969,425                              | 451,763          | 67,195,926                              | 207              | 41,829                                  |
| 43,835           | 5,121,812                               | 72,592              | 17,711,600                              | 454,293          | 67,460,708                              | 237              | 35,921                                  |
| 40,379           | 5,151,441                               | 66,211              | 18,388,416                              | 474,764          | 72,750,230                              | 262              | 63,913                                  |
| 10,501           | 2,484,304                               | 65,874              | 20,859,441                              | 449,920          | 68,203,887                              | 227              | 45,246                                  |
| 26,817           | 3,261,944                               | 81,743              | 20,954,655                              | 438,893          | 61,725,824                              | 135              | 18,074                                  |
| 703              | 86,824                                  | 6,849               | 1,650,478                               | 38,150           | 5,523,394                               | 20               | 2,482                                   |
| 4,639            | 415,398                                 | 7,612               | 1,849,848                               | 44,307           | 6,002,972                               | 23               | 3,685                                   |
| 732              | 80,953                                  | 7,918               | 1,819,650                               | 37,805           | 5,216,131                               | 13               | 919                                     |
| 237              | 51,374                                  | 8,077               | 2,062,337                               | 40,600           | 5,304,685                               | 10               | 1,932                                   |
| 276              | 59,705                                  | 7,926               | 1,799,093                               | 37,321           | 5,589,484                               | 9                | 747                                     |
| 166              | 27,081                                  | 6,267               | 1,836,886                               | 34,219           | 4,683,857                               | 1                | 251                                     |
| 902              | 221,889                                 | 6,058               | 1,666,547                               | 39,238           | 5,027,078                               | 9                | 958                                     |
| 1,318            | 194,067                                 | 5,839               | 1,639,901                               | 39,004           | 5,366,512                               | —                | —                                       |
| 267              | 78,757                                  | 6,605               | 1,943,002                               | 36,262           | 5,384,186                               | 6                | 321                                     |
| 8,597            | 1,168,620                               | 24,729              | 6,896,901                               | 146,265          | 20,086,330                              | 24               | 2,519                                   |
| 1,227            | 310,091                                 | 7,079               | 1,908,665                               | 40,295           | 6,266,288                               | 5                | 630                                     |
| 556              | 106,480                                 | 4,586               | 1,174,547                               | 25,946           | 3,520,239                               | 9                | 989                                     |
| 988              | 117,073                                 | 6,563               | 2,114,682                               | 40,308           | 5,380,652                               | 5                | 436                                     |
| 5,826            | 634,975                                 | 6,501               | 1,699,007                               | 39,716           | 4,919,152                               | 5                | 464                                     |
| 489.68           | 442.37                                  | -0.94               | -19.66                                  | -1.47            | -8.58                                   | 0.00             | 6.34                                    |
| 728.73           | 631.34                                  | -5.08               | 2.94                                    | 4.10             | -10.94                                  | -75.00           | -81.31                                  |

Source : County and City Government.

表36. 辦理建物他項權利登記—按區域別分

| 區域別<br>Locality       | 總計<br>Grand Total |  | 抵<br>合 計 Total  |  |                 |  |
|-----------------------|-------------------|--|-----------------|--|-----------------|--|
|                       | 棟數<br>Buildings   | 面積<br>(平方公尺)<br>Area (m <sup>2</sup> ) | 棟數<br>Buildings | 面積<br>(平方公尺)<br>Area (m <sup>2</sup> ) | 設 定 Creation    |  |
|                       |                   |  |                 |  | 棟數<br>Buildings | 面積<br>(平方公尺)<br>Area (m <sup>2</sup> ) |
| 一〇二年四月<br>Apr., 2013  | 98,826            | 13,138,972                             | 98,821          | 13,138,508                             | 46,778          | 5,885,374                              |
| 新 北 市 New Taipei City | 23,849            | 2,335,004                              | 23,849          | 2,335,004                              | 11,250          | 1,004,349                              |
| 臺 北 市 Taipei City     | 13,276            | 1,167,447                              | 13,274          | 1,167,356                              | 6,630           | 587,851                                |
| 臺 中 市 Taichung City   | 12,517            | 1,763,752                              | 12,517          | 1,763,752                              | 6,264           | 859,391                                |
| 臺 南 市 Tainan City     | 6,313             | 1,230,079                              | 6,313           | 1,230,079                              | 3,184           | 580,867                                |
| 高 雄 市 Kaohsiung City  | 12,195            | 1,880,701                              | 12,192          | 1,880,328                              | 5,351           | 703,170                                |
| 臺 灣 省 Taiwan Prov.    | 30,588            | 4,744,218                              | 30,588          | 4,744,218                              | 14,041          | 2,140,585                              |
| 宜蘭縣 Yilan C.          | 1,485             | 223,207                                | 1,485           | 223,207                                | 695             | 104,602                                |
| 桃園縣 Taoyuan C.        | 12,020            | 1,612,802                              | 12,020          | 1,612,802                              | 5,919           | 747,321                                |
| 新竹縣 Hsinchu C.        | 3,293             | 483,923                                | 3,293           | 483,923                                | 1,189           | 198,440                                |
| 苗栗縣 Miaoli C.         | 1,182             | 216,348                                | 1,182           | 216,348                                | 572             | 121,051                                |
| 彰化縣 Changhua C.       | 2,417             | 559,678                                | 2,417           | 559,678                                | 1,108           | 210,629                                |
| 南投縣 Nantou C.         | 873               | 163,267                                | 873             | 163,267                                | 364             | 71,178                                 |
| 雲林縣 Yunlin C.         | 1,010             | 264,890                                | 1,010           | 264,890                                | 457             | 103,955                                |
| 嘉義縣 Chiayi C.         | 791               | 181,216                                | 791             | 181,216                                | 432             | 79,045                                 |
| 屏東縣 Pingtung C.       | 1,481             | 366,940                                | 1,481           | 366,940                                | 668             | 172,845                                |
| 臺東縣 Taitung C.        | 547               | 80,437                                 | 547             | 80,437                                 | 186             | 32,116                                 |
| 花蓮縣 Hualien C.        | 1,065             | 170,126                                | 1,065           | 170,126                                | 489             | 79,815                                 |
| 澎湖縣 Penghu C.         | 135               | 24,329                                 | 135             | 24,329                                 | 65              | 11,440                                 |
| 基隆市 Keelung City      | 1,581             | 108,623                                | 1,581           | 108,623                                | 616             | 55,222                                 |
| 新竹市 Hsinchu City      | 1,838             | 173,713                                | 1,838           | 173,713                                | 862             | 87,462                                 |
| 嘉義市 Chiayi City       | 870               | 114,718                                | 870             | 114,718                                | 419             | 65,463                                 |
| 福 建 省 Fuchien Prov.   | 88                | 17,772                                 | 88              | 17,772                                 | 58              | 9,161                                  |
| 金門縣 Kinmen C.         | 86                | 16,751                                 | 86              | 16,751                                 | 56              | 8,139                                  |
| 連江縣 Lienchiang C.     | 2                 | 1,022                                  | 2               | 1,022                                  | 2               | 1,022                                  |

資料來源：直轄市、縣〔市〕政府。

TABLE 36. REGISTRATION OF OTHER RIGHTS IN BUILDINGS  
- BY LOCALITY

| 移 轉<br>Buildings | 面積<br>(平方公尺)<br>Area (m <sup>2</sup> ) | 押 權 Mortgage Rights |  |                  |                  | 其他權利<br>Others  |  |
|------------------|--|---------------------|--|------------------|------------------|-----------------|--|
|                  |  | 轉 讓 Transfer        |  | 塗 銷 Cancellation |                  |                 |  |
|                  |  | 棟數<br>Buildings     | 面積<br>(平方公尺)<br>Area (m <sup>2</sup> ) | 變 更 Change       | 塗 銷 Cancellation | 棟數<br>Buildings | 面積<br>(平方公尺)<br>Area (m <sup>2</sup> ) |
| 5,826            | 634,975                                | 6,501               | 1,699,007                              | 39,716           | 4,919,152        | 5               | 464                                    |
| 1,703            | 138,535                                | 1,708               | 319,062                                | 9,188            | 873,058          | —               | —                                      |
| 190              | 16,755                                 | 1,046               | 128,727                                | 5,408            | 434,023          | 2               | 91                                     |
| 652              | 76,066                                 | 654                 | 166,938                                | 4,947            | 661,356          | —               | —                                      |
| 320              | 43,473                                 | 248                 | 101,601                                | 2,561            | 504,138          | —               | —                                      |
| 546              | 55,305                                 | 1,508               | 463,817                                | 4,787            | 658,036          | 3               | 373                                    |
| 2,415            | 304,840                                | 1,328               | 516,650                                | 12,804           | 1,782,143        | —               | —                                      |
| 19               | 1,821                                  | 102                 | 17,908                                 | 669              | 98,876           | —               | —                                      |
| 696              | 92,803                                 | 416                 | 172,929                                | 4,989            | 599,750          | —               | —                                      |
| 962              | 104,515                                | 89                  | 34,540                                 | 1,053            | 146,427          | —               | —                                      |
| 39               | 5,913                                  | 48                  | 10,303                                 | 523              | 79,082           | —               | —                                      |
| 196              | 49,729                                 | 204                 | 103,232                                | 909              | 196,090          | —               | —                                      |
| 37               | 5,566                                  | 71                  | 15,021                                 | 401              | 71,503           | —               | —                                      |
| 21               | 3,110                                  | 74                  | 65,993                                 | 458              | 91,832           | —               | —                                      |
| 8                | 955                                    | 28                  | 24,097                                 | 323              | 77,119           | —               | —                                      |
| 76               | 11,410                                 | 51                  | 30,979                                 | 686              | 151,705          | —               | —                                      |
| 149              | 18,158                                 | 19                  | 2,861                                  | 193              | 27,302           | —               | —                                      |
| 14               | 1,847                                  | 49                  | 11,781                                 | 513              | 76,683           | —               | —                                      |
| —                | —                                      | 15                  | 3,755                                  | 55               | 9,134            | —               | —                                      |
| 149              | 4,055                                  | 56                  | 6,457                                  | 760              | 42,889           | —               | —                                      |
| 36               | 3,400                                  | 76                  | 12,324                                 | 864              | 70,525           | —               | —                                      |
| 13               | 1,559                                  | 30                  | 4,469                                  | 408              | 43,227           | —               | —                                      |
| —                | —                                      | 9                   | 2,213                                  | 21               | 6,399            | —               | —                                      |
| —                | —                                      | 9                   | 2,213                                  | 21               | 6,399            | —               | —                                      |
| —                | —                                      | —                   | —                                      | —                | —                | —               | —                                      |

Source : County and City Government.

表37. 測量案件統計

| 年 (月) 別<br>Year (Month)          | 合 計<br>Total   |                               |   | 土地複丈<br>Land Revision Survey |                |   |
|----------------------------------|----------------|-------------------------------|---|------------------------------|----------------|---|
|                                  | 件數<br>Cases    | 筆(棟)數<br>Plots /<br>Buildings | 面積<br>(平方公尺)<br>Area<br>(m <sup>2</sup> ) | 件數<br>Cases                  | 筆數<br>Plots    | 面積<br>(平方公尺)<br>Area<br>(m <sup>2</sup> ) |
| 九十三年 2004                        | 456,627        | 893,648                       | 2,034,964,797                             | 254,936                      | 628,843        | 1,194,085,902                             |
| 九十四年 2005                        | 483,046        | 867,431                       | 1,421,889,525                             | 254,177                      | 608,843        | 1,133,184,381                             |
| 九十五年 2006                        | 505,498        | 882,935                       | 1,498,065,217                             | 266,878                      | 609,768        | 1,013,489,842                             |
| 九十六年 2007                        | 522,896        | 908,657                       | 1,737,272,003                             | 271,041                      | 617,823        | 1,204,631,832                             |
| 九十七年 2008                        | 466,611        | 820,347                       | 1,325,596,039                             | 242,172                      | 546,296        | 1,013,706,005                             |
| 九十八年 2009                        | 412,105        | 759,545                       | 1,347,653,201                             | 241,083                      | 556,902        | 977,763,493                               |
| 九十九年 2010                        | 437,385        | 866,273                       | 1,444,846,002                             | 276,143                      | 653,187        | 1,214,434,043                             |
| 一〇〇年 2011                        | 440,751        | 816,957                       | 1,550,348,812                             | 279,268                      | 617,364        | 1,219,661,354                             |
| 一〇一年 2012                        | 466,899        | 833,449                       | 1,372,226,803                             | 286,072                      | 588,617        | 1,128,215,666                             |
| 四 月 Apr.                         | 35,119         | 61,086                        | 90,516,235                                | 23,818                       | 47,589         | 79,878,027                                |
| 五 月 May                          | 41,411         | 70,801                        | 124,488,440                               | 25,945                       | 52,205         | 111,000,143                               |
| 六 月 June                         | 39,117         | 70,388                        | 91,418,295                                | 22,902                       | 50,426         | 82,053,993                                |
| 七 月 July                         | 42,497         | 68,875                        | 105,909,737                               | 23,872                       | 47,954         | 90,912,069                                |
| 八 月 Aug.                         | 39,108         | 66,527                        | 102,241,617                               | 22,512                       | 46,003         | 85,167,734                                |
| 九 月 Sept.                        | 39,146         | 69,667                        | 165,774,841                               | 23,459                       | 49,709         | 99,348,239                                |
| 十 月 Oct.                         | 46,623         | 80,503                        | 130,022,732                               | 27,085                       | 58,346         | 106,936,189                               |
| 十一月 Nov.                         | 45,556         | 93,942                        | 131,016,322                               | 28,544                       | 61,758         | 110,262,246                               |
| 十二月 Dec.                         | 37,280         | 78,010                        | 124,148,932                               | 23,408                       | 44,783         | 96,530,798                                |
| <b>一〇二年 2013</b>                 | <b>147,792</b> | <b>254,522</b>                | <b>501,105,863</b>                        | <b>100,754</b>               | <b>187,065</b> | <b>426,821,986</b>                        |
| 一 月 Jan.                         | 42,078         | 71,434                        | 157,279,622                               | 29,024                       | 53,240         | 147,366,329                               |
| 二 月 Feb.                         | 27,024         | 44,813                        | 81,999,550                                | 17,035                       | 32,803         | 71,141,716                                |
| 三 月 Mar.                         | 39,693         | 72,225                        | 141,166,460                               | 27,885                       | 50,755         | 105,972,809                               |
| 四 月 Apr.                         | 38,997         | 66,050                        | 120,660,232                               | 26,810                       | 50,267         | 102,341,131                               |
| 較上月增減(%)<br>VS. with Last Month  | -1.75          | -8.55                         | -14.53                                    | -3.86                        | -0.96          | -3.43                                     |
| 較上年同月增減(%)<br>VS. with Last Year | 11.04          | 8.13                          | 33.30                                     | 12.56                        | 5.63           | 28.12                                     |

資料來源：直轄市、縣(市)政府。  
 說明：1. 土地複丈包括分割、合併、繼界、法院囑託及其他。  
 2. 建物測量包括一般案件、建物門牌基地號勘查、建物滅失及法院囑託。  
 3. 核發謄本數包括地籍圖及建物測量成果圖。

TABLE 37. LAND SURVEY CASES

| 建物測量<br>Building Survey |                 |   | 地目變更<br>Changes in Land Category |              |   | 核發謄本<br>Maps Issued |                               |                |
|-------------------------|-----------------|---|----------------------------------|--------------|---|---------------------|-------------------------------|----------------|
| 件數<br>Cases             | 棟數<br>Buildings | 面積<br>(平方公尺)<br>Area<br>(m <sup>2</sup> ) | 件數<br>Cases                      | 筆數<br>Plots  | 面積<br>(平方公尺)<br>Area<br>(m <sup>2</sup> ) | 件數<br>Cases         | 筆(棟)數<br>Plots /<br>Buildings | 張數<br>Sheets   |
| 198,438                 | 255,752         | 836,874,512                               | 3,253                            | 9,053        | 4,004,384                                 | 3,177,971           | 6,955,320                     | 6,322,996      |
| 225,904                 | 248,667         | 271,123,781                               | 2,965                            | 9,921        | 17,581,362                                | 3,296,512           | 7,911,062                     | 6,124,988      |
| 235,373                 | 263,898         | 482,441,405                               | 3,247                            | 9,269        | 2,133,970                                 | 3,152,437           | 7,460,514                     | 5,752,847      |
| 248,477                 | 282,032         | 530,300,047                               | 3,378                            | 8,802        | 2,340,124                                 | 2,556,650           | 6,052,952                     | 4,804,654      |
| 222,072                 | 268,965         | 310,687,539                               | 2,367                            | 5,086        | 1,202,495                                 | 2,077,326           | 4,986,365                     | 3,752,508      |
| 169,701                 | 199,848         | 368,973,019                               | 1,321                            | 2,795        | 916,689                                   | 1,889,195           | 6,041,719                     | 3,463,282      |
| 158,250                 | 207,628         | 228,545,612                               | 2,992                            | 5,458        | 1,866,348                                 | 2,020,952           | 8,623,537                     | 3,363,987      |
| 159,293                 | 194,583         | 329,639,371                               | 2,190                            | 5,010        | 1,048,088                                 | 2,001,022           | 8,034,107                     | 3,222,323      |
| 178,788                 | 239,990         | 242,661,358                               | 2,039                            | 4,842        | 1,349,779                                 | 1,859,658           | 8,520,150                     | 2,913,475      |
| 11,086                  | 13,076          | 10,564,445                                | 215                              | 421          | 73,763                                    | 168,996             | 746,321                       | 310,083        |
| 15,320                  | 18,347          | 13,409,138                                | 146                              | 249          | 79,159                                    | 170,603             | 698,895                       | 259,912        |
| 16,071                  | 19,624          | 9,314,919                                 | 144                              | 338          | 49,382                                    | 140,608             | 847,016                       | 212,383        |
| 18,434                  | 20,632          | 14,849,206                                | 191                              | 289          | 148,462                                   | 163,402             | 1,014,683                     | 301,113        |
| 16,448                  | 20,054          | 16,915,239                                | 148                              | 470          | 158,644                                   | 159,365             | 919,713                       | 236,250        |
| 15,554                  | 19,600          | 66,174,261                                | 133                              | 358          | 252,341                                   | 169,835             | 835,079                       | 254,258        |
| 19,408                  | 21,638          | 22,932,203                                | 130                              | 519          | 154,339                                   | 161,389             | 340,256                       | 247,683        |
| 16,671                  | 31,581          | 20,608,111                                | 341                              | 603          | 145,965                                   | 160,050             | 762,405                       | 234,105        |
| 13,737                  | 32,755          | 27,535,505                                | 135                              | 472          | 82,629                                    | 152,159             | 688,838                       | 229,509        |
| <b>46,479</b>           | <b>66,131</b>   | <b>74,058,228</b>                         | <b>559</b>                       | <b>1,326</b> | <b>225,649</b>                            | <b>611,719</b>      | <b>2,416,208</b>              | <b>924,432</b> |
| 12,903                  | 17,740          | 9,833,682                                 | 151                              | 454          | 79,610                                    | 168,745             | 357,041                       | 249,554        |
| 9,891                   | 11,747          | 10,816,492                                | 98                               | 263          | 41,342                                    | 98,392              | 539,536                       | 151,007        |
| 11,610                  | 21,091          | 35,135,198                                | 198                              | 379          | 58,452                                    | 176,502             | 655,498                       | 271,006        |
| 12,075                  | 15,553          | 18,272,856                                | 112                              | 230          | 46,245                                    | 168,080             | 864,133                       | 252,865        |
| 4.01                    | -26.26          | -47.99                                    | -43.43                           | -39.31       | -20.88                                    | -4.77               | 31.83                         | -6.69          |
| 8.92                    | 18.94           | 72.97                                     | -47.91                           | -45.37       | -37.31                                    | -0.54               | 15.79                         | -18.45         |

Source : County and City Government.  
 Note : 1. Land Revision Survey contains Land Subdivision, Combination, Clear boundary, court entrustment and others.  
 2. Constructional Improvement Survey contains general cases, house/land number survey, building reduction and court entrustment.  
 3. Maps issued contains Cadastral Maps and Constructional Survey Maps.



表38. 都市地價指數—1. 總指數  
TABLE 38. INDICES OF URBAN LAND PRICE - 1. GENERAL INDEX

基期：97年3月31日=100

Base Period : 2008/3/31=100

| 區 域 別               | 98年<br>3月31日  | 98年<br>9月30日  | 99年<br>3月31日  | 99年<br>9月30日  | 100年<br>3月31日 | 100年<br>9月30日 | 101年<br>3月31日 | 101年<br>9月30日 |
|---------------------|---------------|---------------|---------------|---------------|---------------|---------------|---------------|---------------|
| Locality            | 2009/<br>3/31 | 2009/<br>9/30 | 2010/<br>3/31 | 2010/<br>9/30 | 2011/<br>3/31 | 2010/<br>9/30 | 2012/<br>3/31 | 2012/<br>9/30 |
| 全國 Nation-wide      | 99.18         | 100.38        | 102.75        | 105.93        | 109.05        | 112.05        | 115.16        | <b>118.78</b> |
| 新北市 New Taipei City | 99.23         | 101.00        | 105.37        | 112.73        | 119.40        | 126.08        | 133.12        | <b>141.11</b> |
| 臺北市 Taipei City     | 100.01        | 102.06        | 106.46        | 111.26        | 115.29        | 118.68        | 122.13        | <b>125.56</b> |
| 臺中市 Taichung City   | 97.71         | 98.42         | 99.36         | 100.50        | 102.14        | 104.74        | 107.14        | <b>110.32</b> |
| 臺南市 Tainan City     | 99.09         | 99.68         | 100.20        | 100.56        | 101.99        | 103.44        | 105.84        | <b>107.83</b> |
| 高雄市 Kaohsiung City  | 98.78         | 99.06         | 99.91         | 101.08        | 102.70        | 104.15        | 105.36        | <b>108.56</b> |
| 臺灣省 Taiwan Prov.    | 98.62         | 99.46         | 100.88        | 103.39        | 102.87        | 104.64        | 106.52        | <b>108.86</b> |
| 宜蘭縣 Yilan C.        | 99.64         | 99.78         | 100.75        | 101.56        | 102.74        | 104.00        | 105.41        | <b>107.37</b> |
| 桃園縣 Taoyuan C.      | 98.77         | 99.03         | 100.30        | 101.59        | 103.56        | 105.48        | 107.40        | <b>110.00</b> |
| 新竹縣 Hsinchu C.      | 99.92         | 100.83        | 101.50        | 105.43        | 110.56        | 117.58        | 123.64        | <b>131.78</b> |
| 苗栗縣 Miaoli C.       | 99.79         | 99.01         | 100.00        | 100.08        | 101.35        | 102.06        | 103.78        | <b>105.02</b> |
| 彰化縣 Changhua C.     | 96.92         | 96.91         | 97.91         | 100.51        | 102.62        | 104.56        | 106.48        | <b>108.48</b> |
| 南投縣 Nantou C.       | 97.42         | 97.08         | 97.39         | 96.94         | 97.32         | 98.20         | 99.41         | <b>100.41</b> |
| 雲林縣 Yunlin C.       | 98.94         | 98.35         | 97.84         | 97.80         | 98.41         | 98.17         | 98.37         | <b>98.25</b>  |
| 嘉義縣 Chiayi C.       | 97.41         | 97.20         | 97.81         | 99.34         | 100.41        | 101.23        | 101.62        | <b>102.20</b> |
| 屏東縣 Pingtung C.     | 98.74         | 98.31         | 98.83         | 100.06        | 100.67        | 101.11        | 101.81        | <b>102.70</b> |
| 臺東縣 Taitung C.      | 98.74         | 97.43         | 96.84         | 97.13         | 97.24         | 97.81         | 98.62         | <b>99.83</b>  |
| 花蓮縣 Hualien C.      | 98.50         | 98.39         | 98.42         | 98.62         | 99.63         | 102.21        | 104.23        | <b>107.27</b> |
| 澎湖縣 Penghu C.       | 99.93         | 101.95        | 103.09        | 103.80        | 107.71        | 113.06        | 116.58        | <b>126.77</b> |
| 基隆市 Keelung City    | 99.46         | 99.74         | 100.38        | 101.44        | 102.25        | 103.48        | 104.78        | <b>106.18</b> |
| 新竹市 Hsinchu City    | 99.29         | 99.62         | 100.36        | 101.48        | 103.32        | 103.92        | 105.27        | <b>107.09</b> |
| 嘉義市 Chiayi City     | 100.21        | 100.76        | 100.87        | 101.15        | 101.48        | 101.77        | 102.62        | <b>103.08</b> |
| 福建省 Fuchien Prov.   | —             | —             | —             | —             | —             | —             | —             | —             |
| 金門縣 Kinmen C.       | 100.52        | 100.57        | 107.22        | 108.53        | 113.09        | 121.23        | 128.18        | <b>135.64</b> |
| 連江縣 Lienchiang C.   | 100.69        | 100.68        | 98.57         | 100.29        | 100.42        | 103.88        | 104.03        | <b>104.88</b> |

表38. 都市地價指數—2. 使用分區指數  
TABLE 38. INDICES OF URBAN LAND PRICE - 2. USING DISTRICT INDEX

計算期：101年9月30日

Count Period : 2012/9/30

基 期：97年3月31日

Base Period : 2008/3/31

| 區 域 別               | 總指數           | 住宅區               | 商業區              | 工業區              |
|---------------------|---------------|-------------------|------------------|------------------|
| Locality            | General Index | Residential Index | Commercial Index | Industrial Index |
| 全國 Nation-wide      | <b>118.78</b> | <b>119.78</b>     | <b>118.16</b>    | <b>112.49</b>    |
| 新北市 New Taipei City | <b>141.11</b> | <b>144.26</b>     | <b>140.86</b>    | <b>124.16</b>    |
| 臺北市 Taipei City     | <b>125.56</b> | <b>126.24</b>     | <b>124.63</b>    | <b>121.48</b>    |
| 臺中市 Taichung City   | <b>110.32</b> | <b>110.93</b>     | <b>109.19</b>    | <b>108.08</b>    |
| 臺南市 Tainan City     | <b>107.83</b> | <b>108.58</b>     | <b>105.16</b>    | <b>106.55</b>    |
| 高雄市 Kaohsiung City  | <b>108.56</b> | <b>109.79</b>     | <b>107.87</b>    | <b>102.11</b>    |
| 臺灣省 Taiwan Prov.    | <b>108.86</b> | <b>108.93</b>     | <b>109.48</b>    | <b>107.45</b>    |
| 宜蘭縣 Yilan C.        | <b>107.37</b> | <b>106.93</b>     | <b>106.00</b>    | <b>113.84</b>    |
| 桃園縣 Taoyuan C.      | <b>110.00</b> | <b>111.06</b>     | <b>105.21</b>    | <b>109.37</b>    |
| 新竹縣 Hsinchu C.      | <b>131.78</b> | <b>126.22</b>     | <b>158.98</b>    | <b>105.56</b>    |
| 苗栗縣 Miaoli C.       | <b>105.02</b> | <b>106.28</b>     | <b>98.80</b>     | <b>104.85</b>    |
| 彰化縣 Changhua C.     | <b>108.48</b> | <b>109.16</b>     | <b>104.69</b>    | <b>109.99</b>    |
| 南投縣 Nantou C.       | <b>100.41</b> | <b>101.61</b>     | <b>96.60</b>     | <b>99.40</b>     |
| 雲林縣 Yunlin C.       | <b>98.25</b>  | <b>100.23</b>     | <b>92.94</b>     | <b>96.37</b>     |
| 嘉義縣 Chiayi C.       | <b>102.20</b> | <b>102.39</b>     | <b>98.52</b>     | <b>107.83</b>    |
| 屏東縣 Pingtung C.     | <b>102.70</b> | <b>103.32</b>     | <b>99.94</b>     | <b>101.62</b>    |
| 臺東縣 Taitung C.      | <b>99.83</b>  | <b>100.40</b>     | <b>94.28</b>     | <b>107.25</b>    |
| 花蓮縣 Hualien C.      | <b>107.27</b> | <b>107.49</b>     | <b>108.84</b>    | <b>99.91</b>     |
| 澎湖縣 Penghu C.       | <b>126.77</b> | <b>133.87</b>     | <b>113.35</b>    | <b>109.48</b>    |
| 基隆市 Keelung City    | <b>106.18</b> | <b>108.10</b>     | <b>104.37</b>    | <b>103.38</b>    |
| 新竹市 Hsinchu City    | <b>107.09</b> | <b>107.33</b>     | <b>107.28</b>    | <b>103.98</b>    |
| 嘉義市 Chiayi City     | <b>103.08</b> | <b>103.30</b>     | <b>102.82</b>    | <b>101.50</b>    |
| 福建省 Fuchien Prov.   | —             | —                 | —                | —                |
| 金門縣 Kinmen C.       | <b>135.64</b> | <b>137.90</b>     | <b>127.18</b>    | <b>133.86</b>    |
| 連江縣 Lienchiang C.   | <b>104.88</b> | <b>105.86</b>     | <b>102.42</b>    | —                |

資料來源：本部地政司。

Source : Dept. of Land Adm. of MOI.

表39. 警察機關受(處)理刑事案件

| 年(月)別<br>Year (Month)            | 發生件數(包括補報數)(件)<br>Offenses Known to the Police (Cases) |               |                              |                    | 破獲件數(包括<br>Offenses Cleared |               |
|----------------------------------|--|---------------|------------------------------|--------------------|-----------------------------|---------------|
|                                  | 合計<br>Total  | 竊盜<br>Larceny | 暴力<br>犯罪<br>Violent<br>Crime | 其他<br>刑案<br>Others | 合計<br>Total                 | 竊盜<br>Larceny |
| 九十三年 2004                        | 522,305  | 330,320       | 12,706                       | 179,279            | 313,848                     | 179,270       |
| 九十四年 2005                        | 555,109  | 328,154       | 14,301                       | 212,654            | 346,677                     | 187,938       |
| 九十五年 2006                        | 512,788  | 281,561       | 12,226                       | 219,001            | 342,329                     | 164,557       |
| 九十六年 2007                        | 491,815  | 241,091       | 9,534                        | 241,190            | 367,001                     | 150,108       |
| 九十七年 2008                        | 453,439  | 209,351       | 8,117                        | 235,971            | 350,497                     | 133,823       |
| 九十八年 2009                        | 386,075  | 155,151       | 6,764                        | 224,160            | 311,648                     | 102,224       |
| 九十九年 2010                        | 371,934  | 142,774       | 5,312                        | 223,848            | 296,500                     | 92,076        |
| 一〇〇年 2011                        | 347,674  | 116,831       | 4,190                        | 226,653            | 276,371                     | 77,627        |
| 一〇一年 2012                        | 317,356  | 100,264       | 3,461                        | 213,631            | 266,512                     | 70,369        |
| 四月 Apr.                          | 27,028   | 8,335         | 339                          | 18,354             | 21,613                      | 5,308         |
| 五月 May                           | 27,177   | 8,555         | 313                          | 18,309             | 22,270                      | 5,563         |
| 六月 June                          | 23,803   | 7,648         | 243                          | 15,912             | 18,762                      | 4,593         |
| 七月 July                          | 29,405   | 8,520         | 318                          | 20,567             | 24,786                      | 5,597         |
| 八月 Aug.                          | 27,421   | 7,928         | 303                          | 19,190             | 23,742                      | 5,760         |
| 九月 Sept.                         | 25,961   | 7,979         | 346                          | 17,636             | 21,815                      | 5,576         |
| 十月 Oct.                          | 26,195   | 8,139         | 286                          | 17,770             | 22,261                      | 5,538         |
| 十一月 Nov.                         | 24,368   | 7,458         | 225                          | 16,685             | 20,979                      | 5,176         |
| 十二月 Dec.                         | 22,331   | 6,543         | 216                          | 15,572             | 18,406                      | 3,802         |
| <b>一〇二年 2013</b>                 | <b>100,783</b>   | <b>32,100</b> | <b>850</b>                   | <b>67,833</b>      | <b>91,826</b>               | <b>27,593</b> |
| 一月 Jan.                          | 24,174   | 6,972         | 219                          | 16,983             | 19,753                      | 3,697         |
| 二月 Feb.                          | 30,105   | 11,982        | 214                          | 17,909             | 32,374                      | 15,063        |
| 三月 Mar.                          | 23,917   | 6,663         | 207                          | 17,047             | 20,393                      | 4,391         |
| 四月 Apr.                          | 22,587   | 6,483         | 210                          | 15,894             | 19,306                      | 4,442         |
| 較上月增減(%)<br>VS. with Last Month  | -5.56  | -2.70         | 1.45                         | -6.76              | -5.33                       | 1.16          |
| 較上年同月增減(%)<br>VS. with Last Year | -16.43   | -22.22        | -38.05                       | -13.40             | -10.67                      | -16.31        |

資料來源：本部警政署。  
說明：竊盜包括重大、普通、汽車、機車竊盜。

TABLE 39. OFFENSES HANDLED BY POLICE ORGANIZATIONS

| 破積案(件)<br>(Cases)            |                    | 嫌疑犯人數(人)<br>Offenders (Persons) |               |                              |                    | 刑案<br>發生率<br>(件/十萬人)<br>Crime<br>Rate<br>(Cases/<br>100,000P.) | 犯<br>罪<br>人口率<br>(人/十萬人)<br>Offender<br>Rate<br>(Persons/<br>100,000P.) | 破獲率<br>(%)<br>Clearance<br>Rate |
|------------------------------|--------------------|---------------------------------|---------------|------------------------------|--------------------|--|---|---------------------------------|
| 暴力<br>犯罪<br>Violent<br>Crime | 其他<br>刑案<br>Others | 合計<br>Total                     | 竊盜<br>Larceny | 暴力<br>犯罪<br>Violent<br>Crime | 其他<br>刑案<br>Others |  |   |                                 |
| 7,924                        | 126,654            | 176,975                         | 35,031        | 7,441                        | 134,503            | 2,306.30   | 781.46  | 60.09                           |
| 8,477                        | 150,262            | 207,425                         | 39,374        | 7,508                        | 160,543            | 2,442.21   | 912.57  | 62.45                           |
| 7,902                        | 169,870            | 229,193                         | 39,927        | 7,978                        | 181,288            | 2,246.76   | 1,004.20  | 66.76                           |
| 7,154                        | 209,739            | 265,860                         | 42,053        | 7,529                        | 216,278            | 2,146.03   | 1,160.08  | 74.62                           |
| 6,493                        | 210,181            | 271,186                         | 42,364        | 6,843                        | 221,979            | 1,971.67   | 1,179.19  | 77.30                           |
| 5,726                        | 203,698            | 261,973                         | 35,585        | 6,139                        | 220,249            | 1,672.88   | 1,135.14  | 80.72                           |
| 4,684                        | 199,740            | 269,340                         | 37,554        | 5,365                        | 226,421            | 1,607.25   | 1,163.91  | 79.72                           |
| 3,943                        | 194,801            | 260,356                         | 36,278        | 4,929                        | 219,149            | 1,499.01   | 1,122.54  | 79.49                           |
| 3,355                        | 192,788            | 262,058                         | 37,059        | 4,527                        | 220,472            | 1,363.78   | 1,126.14  | 83.98                           |
| 297                          | 16,008             | 21,079                          | 2,854         | 381                          | 17,844             | 116.29   | 90.69   | 79.97                           |
| 309                          | 16,398             | 22,044                          | 2,952         | 390                          | 18,702             | 116.90   | 94.82   | 81.94                           |
| 225                          | 13,944             | 18,121                          | 2,353         | 316                          | 15,452             | 102.35   | 77.92   | 78.82                           |
| 331                          | 18,858             | 25,410                          | 3,210         | 531                          | 21,669             | 126.39   | 109.22  | 84.29                           |
| 303                          | 17,679             | 23,782                          | 3,067         | 521                          | 20,194             | 117.83   | 102.19  | 86.58                           |
| 337                          | 15,902             | 21,342                          | 2,910         | 428                          | 18,004             | 111.52   | 91.68   | 84.03                           |
| 297                          | 16,426             | 21,991                          | 2,807         | 386                          | 18,798             | 112.48   | 94.43   | 84.98                           |
| 238                          | 15,565             | 21,131                          | 2,783         | 306                          | 18,042             | 104.59   | 90.69   | 86.09                           |
| 209                          | 14,395             | 19,299                          | 2,174         | 261                          | 16,864             | 95.80  | 82.79   | 82.42                           |
| <b>837</b>                   | <b>63,396</b>      | <b>91,935</b>                   | <b>16,940</b> | <b>1,114</b>                 | <b>73,881</b>      | <b>432.07</b>  | <b>394.14</b>   | <b>91.11</b>                    |
| 191                          | 15,865             | 20,825                          | 2,207         | 249                          | 18,369             | 103.66   | 89.30   | 81.71                           |
| 249                          | 17,062             | 31,284                          | 9,763         | 328                          | 21,193             | 129.06   | 134.11  | 107.54                          |
| 201                          | 15,801             | 20,820                          | 2,391         | 272                          | 18,157             | 102.51   | 89.24   | 85.27                           |
| 196                          | 14,668             | 19,006                          | 2,579         | 265                          | 16,162             | 96.80  | 81.45   | 85.47                           |
| -2.49                        | -7.17              | -8.71                           | 7.86          | -2.57                        | -10.99             | -5.72  | -7.79   | 0.21                            |
| -34.01                       | -8.37              | -9.83                           | -9.64         | -30.45                       | -9.43              | -19.49   | -9.24   | 5.51                            |

Source : National Police Agency, MOI.  
Note : Theft includes Larceny, Serious, Motor Vehicle and Motorcycle Theft.

表40. 警察機關受(處)理暴力犯罪

TABLE 40. VIOLENT CRIME HANDLED BY POLICE ORGANIZATIONS

| 年 (月) 別<br>Year (Month)          | 發生件數(包括補報數) (件)<br>Offenses Known to the Police (Cases) |                          |   |   |                                    |                  | 破獲件數<br>Offenses |                          |
|----------------------------------|---|--------------------------|---|---|------------------------------------|------------------|------------------|--------------------------|
|                                  | 合計<br>Total   | 重大恐<br>嚇取財<br>/Extortion | 擄人<br>勒贖<br>Kidnap-<br>ping for<br>Ransom | 強盜<br>搶奪<br>Robbery &<br>Forceful<br>Taking | 重傷害及<br>故意殺人<br>Mayhem &<br>Murder | 強制<br>性交<br>Rape | 合計<br>Total      | 重大恐<br>嚇取財<br>/Extortion |
| 九十三年 2004                        | 12,706  | 23                       | 80  | 9,525                                       | 977                                | 2,101            | 7,924            | 19                       |
| 九十四年 2005                        | 14,301  | 31                       | 65  | 11,022                                      | 948                                | 2,235            | 8,477            | 23                       |
| 九十五年 2006                        | 12,226  | 24                       | 64  | 8,911                                       | 967                                | 2,260            | 7,902            | 12                       |
| 九十六年 2007                        | 9,534   | 24                       | 38  | 6,059                                       | 926                                | 2,487            | 7,154            | 28                       |
| 九十七年 2008                        | 8,117   | 10                       | 29  | 4,925                                       | 834                                | 2,319            | 6,493            | 7                        |
| 九十八年 2009                        | 6,764   | 5                        | 18  | 3,799                                       | 869                                | 2,073            | 5,726            | 4                        |
| 九十九年 2010                        | 5,312   | 9                        | 19  | 2,557                                       | 768                                | 1,959            | 4,684            | 8                        |
| 一〇〇年 2011                        | 4,190   | 5                        | 10  | 1,661                                       | 714                                | 1,800            | 3,943            | 6                        |
| 一〇一年 2012                        | 3,461   | 1                        | 11  | 1,275                                       | 659                                | 1,515            | 3,355            | 1                        |
| 四月 Apr.                          | 339   | —                        | 1   | 119   | 71                                 | 148              | 297              | —                        |
| 五月 May                           | 313   | —                        | 1   | 108   | 65                                 | 139              | 309              | —                        |
| 六月 June                          | 243   | —                        | 2   | 89  | 48                                 | 104              | 225              | —                        |
| 七月 July                          | 318   | —                        | 1   | 112   | 57                                 | 148              | 331              | —                        |
| 八月 Aug.                          | 303   | —                        | —   | 123   | 65                                 | 115              | 303              | —                        |
| 九月 Sept.                         | 346   | 1                        | 1   | 132   | 76                                 | 136              | 337              | 1                        |
| 十月 Oct.                          | 286   | —                        | —   | 108   | 48                                 | 130              | 297              | —                        |
| 十一月 Nov.                         | 225   | —                        | 2   | 75  | 43                                 | 105              | 238              | —                        |
| 十二月 Dec.                         | 216   | —                        | 1   | 80  | 35                                 | 100              | 209              | —                        |
| <b>一〇二年 2013</b>                 | <b>850</b>  | <b>—</b>                 | <b>1</b>                                  | <b>320</b>                                  | <b>181</b>                         | <b>348</b>       | <b>837</b>       | <b>—</b>                 |
| 一月 Jan.                          | 219   | —                        | 1   | 81  | 46                                 | 91               | 191              | —                        |
| 二月 Feb.                          | 214   | —                        | —   | 81  | 44                                 | 89               | 249              | —                        |
| 三月 Mar.                          | 207   | —                        | —   | 72  | 54                                 | 81               | 201              | —                        |
| 四月 Apr.                          | 210   | —                        | —   | 86  | 37                                 | 87               | 196              | —                        |
| 較上月增減(%)<br>VS. with Last Month  | 1.45  | —                        | —   | 19.44                                       | -31.48                             | 7.41             | -2.49            | —                        |
| 較上年同月增減(%)<br>VS. with Last Year | -38.05  | —                        | -100.00                                   | -27.73                                      | -47.89                             | -41.22           | -34.01           | —                        |

| (包括破積案) (件)<br>Cleared (Cases)            |   |                                    |                  | 嫌疑犯人數 (人)<br>Offenders (Persons) |  |   |   |                                    |                  |
|---|---|------------------------------------|------------------|----------------------------------|--|---|---|------------------------------------|------------------|
| 擄人<br>勒贖<br>Kidnap-<br>ping for<br>Ransom | 強盜<br>搶奪<br>Robbery &<br>Forceful<br>Taking | 重傷害及<br>故意殺人<br>Mayhem &<br>Murder | 強制<br>性交<br>Rape | 合計<br>Total                      | 恐嚇<br>取財<br>Intimidation<br>/Extortion | 擄人<br>勒贖<br>Kidnap-<br>ping for<br>Ransom | 強盜<br>搶奪<br>Robbery &<br>Forceful<br>Taking | 重傷害及<br>故意殺人<br>Mayhem &<br>Murder | 強制<br>性交<br>Rape |
| 76  | 4,935                                       | 907                                | 1,987            | 7,441                            | 30                                     | 238                                       | 3,555                                       | 1,662                              | 1,956            |
| 66  | 5,515                                       | 889                                | 1,984            | 7,508                            | 45                                     | 226                                       | 3,767                                       | 1,525                              | 1,945            |
| 61  | 4,791                                       | 919                                | 2,119            | 7,978                            | 22                                     | 240                                       | 3,731                                       | 1,802                              | 2,183            |
| 40  | 3,794                                       | 890                                | 2,402            | 7,529                            | 38                                     | 176                                       | 3,305                                       | 1,605                              | 2,405            |
| 29  | 3,373                                       | 819                                | 2,265            | 6,843                            | 8                                      | 97  | 2,995                                       | 1,421                              | 2,322            |
| 18  | 2,856                                       | 850                                | 1,998            | 6,139                            | 11                                     | 82  | 2,486                                       | 1,504                              | 2,056            |
| 18  | 2,026                                       | 764                                | 1,868            | 5,365                            | 6                                      | 74  | 1,911                                       | 1,452                              | 1,922            |
| 11  | 1,433                                       | 707                                | 1,786            | 4,929                            | 14                                     | 58  | 1,539                                       | 1,472                              | 1,846            |
| 11  | 1,207                                       | 656                                | 1,480            | 4,527                            | 1                                      | 45  | 1,346                                       | 1,512                              | 1,623            |
| —   | 95  | 69                                 | 133              | 381                              | —                                      | —   | 100   | 136                                | 145              |
| 1   | 99  | 63                                 | 146              | 390                              | —                                      | 7   | 103   | 116                                | 164              |
| 2   | 88  | 49                                 | 86               | 316                              | —                                      | 8   | 95  | 116                                | 97               |
| 2   | 113   | 60                                 | 156              | 531                              | —                                      | 11  | 157   | 177                                | 186              |
| —   | 122   | 63                                 | 118              | 521                              | —                                      | —   | 149   | 239                                | 133              |
| 1   | 128   | 74                                 | 133              | 428                              | 1                                      | 1   | 123   | 158                                | 145              |
| —   | 109   | 54                                 | 134              | 386                              | —                                      | —   | 145   | 101                                | 140              |
| 2   | 88  | 40                                 | 108              | 306                              | —                                      | 9   | 89  | 85                                 | 123              |
| 1   | 72  | 35                                 | 101              | 261                              | —                                      | 4   | 78  | 76                                 | 103              |
| <b>1</b>                                  | <b>304</b>                                  | <b>185</b>                         | <b>347</b>       | <b>1,114</b>                     | <b>—</b>                               | <b>11</b>                                 | <b>374</b>                                  | <b>370</b>                         | <b>359</b>       |
| 1   | 67  | 46                                 | 77               | 249                              | —                                      | 11  | 82  | 76                                 | 80               |
| —   | 98  | 51                                 | 100              | 328                              | —                                      | —   | 118   | 101                                | 109              |
| —   | 66  | 50                                 | 85               | 272                              | —                                      | —   | 81  | 107                                | 84               |
| —   | 73  | 38                                 | 85               | 265                              | —                                      | —   | 93  | 86                                 | 86               |
| —   | 10.61                                       | -24.00                             | 0.00             | -2.57                            | —                                      | —   | 14.81                                       | -19.63                             | 2.38             |
| —   | -23.16                                      | -44.93                             | -36.09           | -30.45                           | —                                      | —   | -7.00                                       | -36.76                             | -40.69           |

資料來源：本部警政署。

說明：強制性交包括強制性交(單一嫌疑犯)、共同強制性交(嫌疑犯二人以上)及對幼性交。

Source : National Police Agency, MOI.

Note : Rape includes Joint Rape and Child Rape.

表41. 警察機關查獲少年嫌疑犯人數

TABLE 41. JUVENILE OFFENDERS HANDLED BY POLICE ORGANIZATIONS

單位：人

Unit: Persons

| 年 (月) 別<br>Year (Month)          | 總 計<br>(12-18歲<br>未滿)<br>Grand Total | 竊 盜<br>Larceny | 暴 罪          |   |
|----------------------------------|--------------------------------------|----------------|--------------|---|
|                                  |                                      |                | 合 計<br>Total | 重大恐嚇取財<br>Serious<br>Intimidation<br>/Extortion |
| 九十三年 2004                        | 10,540                               | 4,859          | 1,092        | 3   |
| 九十四年 2005                        | 9,620                                | 4,566          | 895          | 4   |
| 九十五年 2006                        | 10,384                               | 4,689          | 1,155        | 1   |
| 九十六年 2007                        | 10,881                               | 4,285          | 872          | 2   |
| 九十七年 2008                        | 11,283                               | 3,940          | 845          | 1   |
| 九十八年 2009                        | 10,762                               | 3,882          | 829          | —   |
| 九十九年 2010                        | 11,102                               | 4,086          | 700          | —   |
| 一〇〇年 2011                        | 13,103                               | 4,053          | 752          | —   |
| 一〇一年 2012                        | 15,078                               | 4,368          | 863          | —   |
| 四 月 Apr.                         | 1,156                                | 366            | 71           | —   |
| 五 月 May                          | 1,307                                | 392            | 86           | —   |
| 六 月 June                         | 743                                  | 240            | 44           | —   |
| 七 月 July                         | 2,131                                | 440            | 170          | —   |
| 八 月 Aug.                         | 1,982                                | 348            | 132          | —   |
| 九 月 Sept.                        | 936                                  | 338            | 50           | —   |
| 十 月 Oct.                         | 943                                  | 273            | 33           | —   |
| 十一月 Nov.                         | 1,098                                | 296            | 55           | —   |
| 十二月 Dec.                         | 1,011                                | 198            | 29           | —   |
| <b>一〇二年 2013</b>                 | <b>4,996</b>                         | <b>1,611</b>   | <b>178</b>   | <b>—</b>  |
| 一 月 Jan.                         | 1,016                                | 196            | 34           | —   |
| 二 月 Feb.                         | 2,115                                | 972            | 50           | —   |
| 三 月 Mar.                         | 971                                  | 204            | 34           | —   |
| 四 月 Apr.                         | 894                                  | 239            | 60           | —   |
| 較上月增減(%)<br>VS. with Last Month  | -7.93                                | 17.16          | 76.47        | —   |
| 較上年同月增減(%)<br>VS. with Last Year | -22.66                               | -34.70         | -15.49       | —   |

| 力 犯 罪<br>Violent Crime           |                                      |                                    |              | 其他犯罪<br>Others | 少年嫌疑犯<br>占總嫌疑犯<br>比率(%)<br>Juvenile<br>Offenders<br>to the All |
|----------------------------------|--------------------------------------|------------------------------------|--------------|----------------|--|
| 擄人勒贖<br>Kidnapping<br>for Ransom | 強盜搶奪<br>Robbery &<br>Forceful Taking | 重傷害及<br>故意殺人<br>Mayhem &<br>Murder | 強制性交<br>Rape |                |  |
| 15                               | 432                                  | 285                                | 357          | 4,589          | 5.96   |
| 2                                | 373                                  | 234                                | 282          | 4,159          | 4.64   |
| 15                               | 449                                  | 312                                | 378          | 4,540          | 4.53   |
| 16                               | 286                                  | 226                                | 342          | 5,724          | 4.09   |
| 1                                | 274                                  | 171                                | 398          | 6,498          | 4.16   |
| 8                                | 255                                  | 192                                | 374          | 6,051          | 4.11   |
| 3                                | 158                                  | 177                                | 362          | 6,316          | 4.12   |
| 1                                | 111                                  | 268                                | 372          | 8,298          | 5.03   |
| 6                                | 165                                  | 326                                | 366          | 9,847          | 5.75   |
| —                                | 12                                   | 24                                 | 35           | 719            | 5.48   |
| —                                | 15                                   | 31                                 | 40           | 829            | 5.93   |
| —                                | 1                                    | 25                                 | 18           | 459            | 4.10   |
| —                                | 40                                   | 78                                 | 52           | 1,521          | 8.39   |
| —                                | 33                                   | 73                                 | 26           | 1,502          | 8.33   |
| —                                | 5                                    | 8                                  | 37           | 548            | 4.39   |
| —                                | 13                                   | 7                                  | 13           | 637            | 4.29   |
| 2                                | 9                                    | 15                                 | 29           | 747            | 5.20   |
| 4                                | 4                                    | 1                                  | 20           | 784            | 5.24   |
| <b>—</b>                         | <b>47</b>                            | <b>55</b>                          | <b>76</b>    | <b>3,207</b>   | <b>5.43</b>  |
| —                                | 16                                   | 6                                  | 12           | 786            | 4.88   |
| —                                | 13                                   | 15                                 | 22           | 1,093          | 6.76   |
| —                                | 6                                    | 12                                 | 16           | 733            | 4.66   |
| —                                | 12                                   | 22                                 | 26           | 595            | 4.70   |
| —                                | 100.00                               | 83.33                              | 62.50        | -18.83         | 0.04   |
| —                                | 0.00                                 | -8.33                              | -25.71       | -17.25         | -0.78  |

資料來源：本部警政署。  
說 明：竊盜包括重大、普通、汽車、機車竊盜；強制性交包括強制性交(單一嫌疑犯)、共同強制性交(二人以上嫌疑犯)及對幼性交。

Source: National Police Agency, MOI.  
Note: Theft includes Larceny, Serious, Motor Vehicle and Motorcycle Theft; Rape includes Joint Rape and Child Rape.

表42. 警察機關檢肅毒品統計

| 年 (月) 別<br>Year (Month)          | 違反毒品危害防制條例<br>Violation of the Narcotics<br>Endangerment Prevention Act |                                     | 毒品數量 (公斤)       |                 |               |                 |              |
|----------------------------------|---|-------------------------------------|-----------------|-----------------|---------------|-----------------|--------------|
|                                  | 發生<br>件數<br>Offenses<br>(Cases)   | 嫌疑犯<br>人數<br>Offenders<br>(Persons) | 合 計<br>Total    | 第一級毒品           |               |                 |              |
|                                  |   |                                     |                 | 小 計<br>Subtotal | 海洛因<br>Heroin | 嗎 啡<br>Morphine | 鴉 片<br>Opium |
| 九十三年 2004                        | 37,347  | 40,136                              | 3,852.61        | 360.12          | 358.88        | 0.07            | 0.00         |
| 九十四年 2005                        | 49,452  | 51,376                              | 8,926.53        | 228.45          | 228.20        | 0.11            | 0.00         |
| 九十五年 2006                        | 45,405  | 47,257                              | 2,480.21        | 247.46          | 246.46        | 0.02            | 0.00         |
| 九十六年 2007                        | 52,835  | 53,681                              | 4,997.38        | 154.76          | 153.05        | 0.02            | 0.01         |
| 九十七年 2008                        | 52,457  | 52,762                              | 7,003.47        | 127.85          | 127.83        | 0.01            | 0.00         |
| 九十八年 2009                        | 44,913  | 47,400                              | 4,427.45        | 91.57           | 90.73         | 0.82            | 0.00         |
| 九十九年 2010                        | 48,318  | 51,078                              | 5,346.79        | 59.53           | 58.48         | 0.01            | 0.00         |
| 一〇〇年 2011                        | 45,999  | 48,875                              | 4,646.29        | 41.01           | 40.94         | 0.05            | 0.01         |
| 一〇一年 2012                        | 44,001  | 47,043                              | 2,960.90        | 159.43          | 159.05        | 0.02            | 0.08         |
| 四 月 Apr.                         | 4,022   | 4,237                               | 251.51          | 3.33            | 3.26          | 0.01            | 0.06         |
| 五 月 May                          | 3,712   | 3,952                               | 502.50          | 7.28            | 7.27          | 0.00            | 0.00         |
| 六 月 June                         | 2,511   | 2,647                               | 696.33          | 1.86            | 1.86          | —               | 0.00         |
| 七 月 July                         | 4,450   | 4,660                               | 85.65           | 2.41            | 2.41          | 0.00            | —            |
| 八 月 Aug.                         | 4,510   | 4,891                               | 202.21          | 6.04            | 6.04          | 0.00            | —            |
| 九 月 Sept.                        | 3,559   | 3,766                               | 76.55           | 1.32            | 1.32          | 0.00            | —            |
| 十 月 Oct.                         | 3,708   | 4,039                               | 352.37          | 91.69           | 91.41         | —               | —            |
| 十一月 Nov.                         | 3,652   | 4,012                               | 364.86          | 1.45            | 1.44          | 0.00            | 0.00         |
| 十二月 Dec.                         | 3,064   | 3,468                               | 200.92          | 17.27           | 17.27         | 0.00            | —            |
| <b>一〇二年 2013</b>                 | <b>14,521</b>   | <b>15,901</b>                       | <b>1,276.05</b> | <b>12.21</b>    | <b>12.20</b>  | <b>0.00</b>     | <b>0.00</b>  |
| 一 月 Jan.                         | 3,248   | 3,677                               | 1,015.93        | 5.67            | 5.67          | 0.00            | —            |
| 二 月 Feb.                         | 4,152   | 4,574                               | 131.39          | 3.34            | 3.33          | 0.00            | —            |
| 三 月 Mar.                         | 3,945   | 4,239                               | 87.91           | 1.29            | 1.29          | 0.00            | —            |
| 四 月 Apr.                         | 3,176   | 3,411                               | 40.81           | 1.92            | 1.91          | 0.00            | 0.00         |
| 較上月增減(%)<br>VS. with Last Month  | -19.49  | -19.53                              | -53.57          | 49.00           | 48.89         | 114.89          | —            |
| 較上年同月增減(%)<br>VS. with Last Year | -21.03  | -19.49                              | -83.77          | -42.41          | -41.27        | -86.31          | -98.34       |

資料來源：本部警政署。

說明：1. 91年起，第三級毒品增列K他命。  
2. 98年起，第三、四級毒品犯罪方法別新增「持有」。

TABLE 42. OFFENSES OF NARCOTIC DRUGS

| 1st Class<br>古柯鹼<br>及其他<br>Cocain &<br>Others | Narcotic Drugs (Kilogram) |                       |                  |                    |               |   |                  |                        |
|---|---------------------------|-----------------------|------------------|--------------------|---------------|---|------------------|------------------------|
|   | 第二級毒品<br>2nd Class        |                       |                  |                    |               | 第三級<br>(低含量可<br>待因、FM2<br>、K他命等)<br>3rd Class | 第四級<br>4th Class | 其 他<br>(種子等)<br>Others |
|   | 小 計<br>Subtotal           | 罌 粟<br>Opium<br>Poppy | 大 麻<br>Marijuana | 安非他命<br>Amphetamin | 其 他<br>Others |   |                  |                        |
| 1.16  | 3,261.55                  | —                     | 24.78            | 3,006.17           | 230.61        | 230.56  | —                | 0.37                   |
| 0.14  | 2,165.71                  | 0.00                  | 39.65            | 2,009.94           | 116.11        | 5,591.54                                      | 940.19           | 0.64                   |
| 0.98  | 649.72                    | —                     | 44.37            | 504.90             | 100.45        | 857.26  | 669.12           | 56.65                  |
| 1.69  | 261.00                    | —                     | 29.34            | 197.46             | 34.20         | 1,829.87                                      | 828.66           | 1,923.09               |
| 0.01  | 2,559.76                  | —                     | 18.67            | 2,528.00           | 13.09         | 2,187.64                                      | 2,128.13         | 0.09                   |
| 0.02  | 1,744.95                  | —                     | 304.77           | 1,311.45           | 128.72        | 1,721.93                                      | 864.52           | 4.48                   |
| 1.04  | 894.51                    | 0.00                  | 35.56            | 837.64             | 21.31         | 2,379.32                                      | 2,012.29         | 1.15                   |
| 0.01  | 988.76                    | —                     | 9.19             | 926.17             | 53.40         | 2,783.62                                      | 832.70           | 0.20                   |
| 0.28  | 505.77                    | —                     | 50.09            | 345.56             | 110.12        | 1,762.90                                      | 532.69           | 0.11                   |
| —   | 49.28                     | —                     | 0.18             | 40.38              | 8.72          | 196.26  | 2.65             | —                      |
| —   | 82.05                     | —                     | 15.23            | 64.86              | 1.95          | 413.17  | 0.00             | —                      |
| —   | 25.30                     | —                     | 0.20             | 12.94              | 12.15         | 655.38  | 13.79            | —                      |
| —   | 52.44                     | —                     | 30.75            | 12.67              | 9.01          | 29.12   | 1.58             | 0.10                   |
| —   | 23.35                     | —                     | 2.18             | 20.34              | 0.84          | 12.25   | 160.57           | —                      |
| —   | 9.74                      | —                     | 0.60             | 6.86               | 2.28          | 16.70   | 48.78            | 0.00                   |
| 0.28  | 36.35                     | —                     | 0.24             | 14.41              | 21.69         | 67.63   | 156.71           | —                      |
| —   | 127.16                    | —                     | 0.20             | 122.31             | 4.65          | 95.72   | 140.53           | —                      |
| —   | 52.80                     | —                     | 0.02             | 12.08              | 40.70         | 130.86  | —                | —                      |
| <b>—</b>                                      | <b>717.97</b>             | <b>—</b>              | <b>2.96</b>      | <b>592.67</b>      | <b>122.34</b> | <b>451.45</b>                                 | <b>94.41</b>     | <b>0.02</b>            |
| —   | 568.79                    | —                     | 0.09             | 564.58             | 4.12          | 391.12  | 50.36            | —                      |
| —   | 105.68                    | —                     | 2.76             | 9.54               | 93.38         | 20.49   | 1.88             | —                      |
| —   | 23.52                     | —                     | 0.07             | 8.84               | 14.61         | 21.15   | 41.95            | 0.00                   |
| —   | 19.97                     | —                     | 0.04             | 9.71               | 10.22         | 18.69   | 0.22             | 0.02                   |
| —   | -15.10                    | —                     | -44.69           | 9.87               | -30.06        | -11.64  | -99.47           | 2,961.22               |
| —   | -59.47                    | —                     | -78.30           | -75.95             | 17.24         | -90.48  | -91.56           | —                      |

Source : National Police Agency, MOI.

Note : 1. The figures of 3rd class include ketamine since 2002.

2. The criminal methods of the 3rd and 4th class narcotic drugs include "Possession" since 2009.

表43. 警察機關查獲槍砲、彈藥、刀械數量

TABLE 43. ILLEGAL FIREARMS, AMMUNITION AND KNIVES CAPTURED BY POLICE ORGANIZATIONS

| 年 (月) 別<br>Year (Month)          | 槍 枝 (枝) Firearms |                       |          |                        |                    |
|----------------------------------|------------------|-----------------------|----------|------------------------|--------------------|
|                                  | 合計<br>Total      | 制式槍枝<br>Standard Guns |          | 土製槍枝<br>Self-made Guns | 其他槍枝<br>Other Guns |
|                                  |                  | 中共槍枝<br>PRC-made Guns |          |                        |                    |
| 九十三年 2004                        | 4,276            | 1,406                 | 15       | 2,672                  | 198                |
| 九十四年 2005                        | 3,394            | 955                   | 5        | 2,363                  | 76                 |
| 九十五年 2006                        | 2,788            | 870                   | 1        | 1,819                  | 99                 |
| 九十六年 2007                        | 2,295            | 678                   | 3        | 1,449                  | 168                |
| 九十七年 2008                        | 1,829            | 609                   | 4        | 1,183                  | 37                 |
| 九十八年 2009                        | 1,666            | 693                   | —        | 952                    | 21                 |
| 九十九年 2010                        | 1,504            | 525                   | 4        | 967                    | 12                 |
| 一〇〇年 2011                        | 1,538            | 405                   | 1        | 1,105                  | 28                 |
| 一〇一年 2012                        | 1,524            | 441                   | 3        | 1,057                  | 26                 |
| 四月 Apr.                          | 160              | 49                    | 1        | 107                    | 4                  |
| 五月 May                           | 94               | 24                    | —        | 66                     | 4                  |
| 六月 June                          | 93               | 37                    | —        | 54                     | 2                  |
| 七月 July                          | 93               | 21                    | —        | 70                     | 2                  |
| 八月 Aug.                          | 130              | 41                    | 2        | 87                     | 2                  |
| 九月 Sept.                         | 137              | 45                    | —        | 92                     | —                  |
| 十月 Oct.                          | 135              | 32                    | —        | 103                    | —                  |
| 十一月 Nov.                         | 89               | 21                    | —        | 66                     | 2                  |
| 十二月 Dec.                         | 78               | 17                    | —        | 60                     | 1                  |
| <b>一〇二年 2013</b>                 | <b>723</b>       | <b>260</b>            | <b>1</b> | <b>456</b>             | <b>7</b>           |
| 一月 Jan.                          | 109              | 48                    | —        | 61                     | —                  |
| 二月 Feb.                          | 437              | 157                   | —        | 274                    | 6                  |
| 三月 Mar.                          | 96               | 30                    | 1        | 65                     | 1                  |
| 四月 Apr.                          | 81               | 25                    | —        | 56                     | —                  |
| 較上月增減(%)<br>VS. with Last Month  | -15.63           | -16.67                | -100.00  | -13.85                 | -100.00            |
| 較上年同月增減(%)<br>VS. with Last Year | -49.38           | -48.98                | -100.00  | -47.66                 | -100.00            |

資料來源：本部警政署。

| 合計<br>Total  | 彈 類 (顆) Ammunition         |                 |                         |                | 刀械<br>(把)<br>Knives |
|--------------|----------------------------|-----------------|-------------------------|----------------|---------------------|
|              | 子彈<br>Cartridges & Bullets | 手榴彈<br>Grenades | 土製炸彈<br>Self-made Bombs | 其他彈類<br>Others |                     |
|              |                            |                 |                         |                |                     |
| 28,862       | 10,628                     | 18              | 188                     | 18,028         | 697                 |
| 27,984       | 6,995                      | 17              | 330                     | 20,642         | 641                 |
| 33,498       | 24,117                     | 11              | 60                      | 9,310          | 330                 |
| 14,867       | 9,299                      | 8               | 42                      | 5,518          | 252                 |
| 42,215       | 32,088                     | 3               | 50                      | 10,074         | 224                 |
| 30,822       | 25,167                     | 5               | 95                      | 5,555          | 209                 |
| 13,457       | 5,151                      | 6               | 62                      | 8,238          | 211                 |
| 16,210       | 7,895                      | 2               | 27                      | 8,286          | 342                 |
| 1,457        | 841                        | —               | 1                       | 615            | 12                  |
| 905          | 569                        | —               | —                       | 336            | 13                  |
| 775          | 597                        | —               | —                       | 178            | 17                  |
| 1,003        | 558                        | —               | —                       | 445            | 17                  |
| 1,357        | 348                        | —               | 1                       | 1,008          | 22                  |
| 1,638        | 560                        | —               | —                       | 1,078          | 32                  |
| 887          | 338                        | —               | 3                       | 546            | 20                  |
| 759          | 402                        | —               | —                       | 357            | 34                  |
| 698          | 346                        | —               | 1                       | 351            | 32                  |
| <b>8,289</b> | <b>3,329</b>               | <b>2</b>        | <b>39</b>               | <b>4,919</b>   | <b>118</b>          |
| 1,126        | 857                        | —               | —                       | 269            | 55                  |
| 5,153        | 1,691                      | 1               | 32                      | 3,429          | 26                  |
| 1,244        | 445                        | 1               | —                       | 798            | 21                  |
| 766          | 336                        | —               | 7                       | 423            | 16                  |
| -38.42       | -24.49                     | -100.00         | —                       | -46.99         | -23.81              |
| -47.43       | -60.05                     | —               | 600.00                  | -31.22         | 33.33               |

Source : National Police Agency, MOI.

表44. 警察機關處理違反社會秩序維護法案件

| 年 (月) 別<br>Year (Month)          | 總計<br>Grand Total |               | 妨害安寧秩序<br>Disturbance of the Peace |               |
|----------------------------------|-------------------|---------------|------------------------------------|---------------|
|                                  | 件數<br>Cases       | 人數<br>Persons | 件數<br>Cases                        | 人數<br>Persons |
| 九十三年 2004                        | 8,303             | 11,046        | 3,727                              | 4,172         |
| 九十四年 2005                        | 8,654             | 12,382        | 4,034                              | 4,559         |
| 九十五年 2006                        | 10,632            | 14,805        | 4,899                              | 5,169         |
| 九十六年 2007                        | 10,014            | 14,605        | 4,416                              | 4,579         |
| 九十七年 2008                        | 10,966            | 14,902        | 4,545                              | 4,736         |
| 九十八年 2009                        | 8,257             | 11,880        | 3,467                              | 3,684         |
| 九十九年 2010                        | 7,325             | 11,178        | 3,552                              | 3,741         |
| 一〇〇年 2011                        | 6,356             | 10,543        | 3,457                              | 3,677         |
| 一〇一年 2012                        | 5,237             | 9,560         | 2,472                              | 2,532         |
| 四月 Apr.                          | 315               | 754           | 70                                 | 73            |
| 五月 May                           | 358               | 702           | 88                                 | 93            |
| 六月 June                          | 255               | 577           | 30                                 | 33            |
| 七月 July                          | 1,032             | 1,278         | 824                                | 829           |
| 八月 Aug.                          | 996               | 1,389         | 766                                | 771           |
| 九月 Sept.                         | 520               | 873           | 301                                | 306           |
| 十月 Oct.                          | 382               | 726           | 166                                | 169           |
| 十一月 Nov.                         | 368               | 592           | 42                                 | 46            |
| 十二月 Dec.                         | 195               | 538           | 40                                 | 43            |
| <b>一〇二年 2013</b>                 | <b>2,510</b>      | <b>5,493</b>  | <b>921</b>                         | <b>1,032</b>  |
| 一月 Jan.                          | 297               | 780           | 34                                 | 36            |
| 二月 Feb.                          | 845               | 2,212         | 387                                | 461           |
| 三月 Mar.                          | 781               | 1,405         | 362                                | 383           |
| 四月 Apr.                          | 587               | 1,096         | 138                                | 152           |
| 較上月增減(%)<br>VS. with Last Month  | -24.84            | -21.99        | -61.88                             | -60.31        |
| 較上年同月增減(%)<br>VS. with Last Year | 86.35             | 45.36         | 97.14                              | 108.22        |

資料來源：本部警政署。

TABLE 44. VIOLATION OF THE LAW FOR MAINTAINING SOCIAL ORDER

| 妨害善良風俗<br>Violation of Moral Order |               | 妨害公務<br>Interference with Legal Activities |               | 妨害他人身體及財產<br>Interference with Other's Body or Property |               |
|------------------------------------|---------------|--|---------------|---|---------------|
| 件數<br>Cases                        | 人數<br>Persons | 件數<br>Cases                                | 人數<br>Persons | 件數<br>Cases   | 人數<br>Persons |
| 4,394                              | 6,696         | 17   | 10            | 165   | 168           |
| 4,529                              | 7,701         | 8  | 8             | 83  | 114           |
| 5,630                              | 9,491         | 26   | 36            | 77  | 109           |
| 5,527                              | 9,910         | 9  | 13            | 62  | 103           |
| 6,354                              | 10,065        | 21   | 22            | 46  | 79            |
| 4,720                              | 8,105         | 23   | 23            | 47  | 68            |
| 3,639                              | 7,264         | 37   | 39            | 97  | 134           |
| 2,767                              | 6,634         | 40   | 73            | 92  | 159           |
| 2,664                              | 6,895         | 20   | 26            | 79  | 105           |
| 235                                | 669           | 1  | 3             | 9   | 9             |
| 264                                | 603           | —  | —             | 6   | 6             |
| 211                                | 520           | 4  | 8             | 8   | 14            |
| 202                                | 441           | 2  | 2             | 4   | 6             |
| 224                                | 605           | 1  | 1             | 5   | 12            |
| 212                                | 559           | 2  | 2             | 5   | 6             |
| 202                                | 543           | 1  | 1             | 13  | 13            |
| 320                                | 538           | 1  | 1             | 5   | 7             |
| 147                                | 487           | 1  | 1             | 7   | 7             |
| <b>1,554</b>                       | <b>4,332</b>  | <b>7</b>                                   | <b>8</b>      | <b>28</b>   | <b>121</b>    |
| 254                                | 726           | 1  | 2             | 8   | 16            |
| 450                                | 1,741         | 3  | 3             | 5   | 7             |
| 411                                | 936           | 1  | 1             | 7   | 85            |
| 439                                | 929           | 2  | 2             | 8   | 13            |
| 6.81                               | -0.75         | 100.00                                     | 100.00        | 14.29   | -84.71        |
| 86.81                              | 38.86         | 100.00                                     | -33.33        | -11.11  | 44.44         |

Source : National Police Agency, MOI.

表45. 機動車輛數、道路交通事故原因及損傷

TABLE 45. REGISTERED MOTOR VEHICLES AND ROAD TRAFFIC ACCIDENTS

| 年 (月) 別<br>Year (Month)          | 機動車輛數 (輛)(年、月底)<br>Registered Motor Vehicles |                              |                    | 道 路                            |   |              |                      |
|----------------------------------|--|------------------------------|--------------------|--------------------------------|---|--------------|----------------------|
|                                  | 合 計<br>Total                                 | 汽 車<br>(不含軍車)<br>Automobiles | 機 車<br>Motorcycles | 肇 事<br>總件數<br>(Total<br>Cases) | 肇 事 率<br>(件/萬輛)<br>Rate<br>(Cases/<br>10,000V.) | A1<br>Fatal  |                      |
|                                  |  |                              |                    |                                |   | 件 數<br>Cases | 死 亡<br>(人)<br>Deaths |
| 九十三年 2004                        | 19,183,136                                   | 6,389,186                    | 12,793,950         | 137,221                        | 72.83   | 2,502        | 2,634                |
| 九十四年 2005                        | 19,862,807                                   | 6,667,542                    | 13,195,265         | 155,814                        | 79.81   | 2,767        | 2,894                |
| 九十五年 2006                        | 20,307,197                                   | 6,750,169                    | 13,557,028         | 160,897                        | 80.11   | 2,999        | 3,140                |
| 九十六年 2007                        | 20,711,754                                   | 6,768,281                    | 13,943,473         | 163,971                        | 79.95   | 2,463        | 2,573                |
| 九十七年 2008                        | 21,092,358                                   | 6,726,916                    | 14,365,442         | 170,127                        | 81.39   | 2,150        | 2,224                |
| 九十八年 2009                        | 21,374,175                                   | 6,769,845                    | 14,604,330         | 184,749                        | 87.01   | 2,016        | 2,092                |
| 九十九年 2010                        | 21,721,447                                   | 6,876,515                    | 14,844,932         | 219,651                        | 101.94  | 1,973        | 2,047                |
| 一〇〇年 2011                        | 22,226,684                                   | 7,053,082                    | 15,173,602         | 235,776                        | 107.30  | 2,037        | 2,117                |
| 一〇一年 2012                        | 22,346,398                                   | 7,206,770                    | 15,139,628         | 249,465                        | 111.94  | 1,964        | 2,040                |
| 四 月 Apr.                         | 22,153,548                                   | 7,095,003                    | 15,058,545         | 20,072                         | 9.06  | 142          | 144                  |
| 五 月 May                          | 22,101,725                                   | 7,108,184                    | 14,993,541         | 20,299                         | 9.17  | 162          | 166                  |
| 六 月 June                         | 22,142,519                                   | 7,124,006                    | 15,018,513         | 19,037                         | 8.61  | 157          | 164                  |
| 七 月 July                         | 22,187,830                                   | 7,142,166                    | 15,045,664         | 21,050                         | 9.50  | 151          | 156                  |
| 八 月 Aug.                         | 22,225,576                                   | 7,152,510                    | 15,073,066         | 19,110                         | 8.61  | 174          | 181                  |
| 九 月 Sept.                        | 22,270,837                                   | 7,161,666                    | 15,109,171         | 20,378                         | 9.16  | 164          | 169                  |
| 十 月 Oct.                         | 22,304,793                                   | 7,174,310                    | 15,130,483         | 22,801                         | 10.23   | 165          | 171                  |
| 十一月 Nov.                         | 22,333,087                                   | 7,189,653                    | 15,143,434         | 21,670                         | 9.71  | 162          | 169                  |
| 十二月 Dec.                         | 22,346,398                                   | 7,206,770                    | 15,139,628         | 23,310                         | 10.43   | 179          | 196                  |
| <b>一〇二年 2013</b>                 | <b>22,335,514</b>                            | <b>7,246,629</b>             | <b>15,088,885</b>  | <b>83,348</b>                  | <b>37.31</b>                                    | <b>634</b>   | <b>650</b>           |
| 一 月 Jan.                         | 22,377,730                                   | 7,230,034                    | 15,147,696         | 22,678                         | 10.14   | 167          | 172                  |
| 二 月 Feb.                         | 22,391,131                                   | 7,235,495                    | 15,155,636         | 18,498                         | 8.26  | 156          | 163                  |
| 三 月 Mar.                         | 22,363,757                                   | 7,243,213                    | 15,120,544         | 21,939                         | 9.80  | 164          | 167                  |
| 四 月 Apr.                         | 22,335,514                                   | 7,246,629                    | 15,088,885         | 20,233                         | 9.05  | 147          | 148                  |
| 較上月增減(%)<br>VS. with Last Month  | -0.13  | 0.05                         | -0.21              | -7.78                          | -0.75   | -10.37       | -11.38               |
| 較上年同月增減(%)<br>VS. with Last Year | 0.82   | 2.14                         | 0.20               | 0.80                           | -0.00   | 3.52         | 2.78                 |

資料來源：本部警政署。  
說 明：A1類係指造成當場或24小時內死亡之事故；A2類指造成人員受傷或超過24小時死亡之事故。

| 類<br>Cases | 交 通 事 故<br>Cases of Road Traffic Accidents |               |  |                               |                 |                             |                                 |               |
|------------|--|---------------|--|-------------------------------|-----------------|-----------------------------|---------------------------------|---------------|
|            | A2 類<br>Injured-only Cases                 |               | 肇 事 原 因 (件) (A1類)<br>Causes of Traffic Accidents (Cases) (Fatal Cases) |                               |                 |                             |                                 |               |
|            | 受 傷 (人)<br>Injuries                        | 件 數<br>Cases  | 受 傷 (人)<br>Injuries  | 汽 (機、慢)<br>車 駕 駛 人<br>Drivers | 機 件<br>Machines | 行 人<br>(或 乘 客)<br>Passer-by | 交 通 管 制<br>( 投 施 )<br>Equipment | 其 他<br>Others |
|            | 1,248                                      | 134,719       | 177,860  | 2,378                         | 20              | 102                         | —                               | 2             |
|            | 1,383                                      | 153,047       | 201,704  | 2,655                         | 10              | 98                          | 2                               | 2             |
|            | 1,301                                      | 157,898       | 209,875  | 2,891                         | 7               | 93                          | 4                               | 4             |
|            | 1,006                                      | 161,508       | 215,921  | 2,368                         | 13              | 79                          | 3                               | —             |
|            | 983  | 167,977       | 226,440  | 2,077                         | 16              | 54                          | 2                               | 1             |
|            | 893  | 182,733       | 246,101  | 1,928                         | 13              | 72                          | —                               | 3             |
|            | 774  | 217,678       | 292,990  | 1,896                         | 14              | 63                          | —                               | —             |
|            | 858  | 233,739       | 314,343  | 1,941                         | 11              | 79                          | 3                               | 3             |
|            | 862  | 247,501       | 333,220  | 1,866                         | 15              | 83                          | —                               | —             |
|            | 54   | 19,930        | 26,834   | 134                           | 1               | 7                           | —                               | —             |
|            | 89   | 20,137        | 27,096   | 157                           | 1               | 4                           | —                               | —             |
|            | 53   | 18,880        | 25,246   | 148                           | 1               | 8                           | —                               | —             |
|            | 51   | 20,899        | 28,175   | 145                           | 1               | 5                           | —                               | —             |
|            | 60   | 18,936        | 25,347   | 164                           | 2               | 8                           | —                               | —             |
|            | 67   | 20,214        | 27,614   | 155                           | —               | 9                           | —                               | —             |
|            | 64   | 22,636        | 31,106   | 158                           | —               | 7                           | —                               | —             |
|            | 94   | 21,508        | 29,129   | 153                           | 1               | 8                           | —                               | —             |
|            | 75   | 23,131        | 30,935   | 164                           | 5               | 10                          | —                               | —             |
|            | <b>254</b>                                 | <b>82,714</b> | <b>109,743</b>   | <b>598</b>                    | <b>6</b>        | <b>29</b>                   | <b>1</b>                        | <b>—</b>      |
|            | 56   | 22,511        | 29,654   | 159                           | 1               | 7                           | —                               | —             |
|            | 73   | 18,342        | 24,515   | 147                           | 2               | 7                           | —                               | —             |
|            | 76   | 21,775        | 29,093   | 153                           | —               | 11                          | —                               | —             |
|            | 49   | 20,086        | 26,481   | 139                           | 3               | 4                           | 1                               | —             |
|            | -35.53                                     | -7.76         | -8.98  | -9.15                         | —               | -63.64                      | —                               | —             |
|            | -9.26                                      | 0.78          | -1.32  | 3.73                          | 200.00          | -42.86                      | —                               | —             |

Source : National Police Agency, MOI.

Note : A1 refers to fatal cases on the moment or within 24 hours; A2 refers to injured cases or fatal cases over 24 hours.



表46. 道路交通事故按車種及道路類別分

單位：件

| 年 (月) 別<br>Year (Month)          | A1類(當場及24小時內死亡)事故按車種別 |                   |                    |            |  |   |   |                       |
|----------------------------------|-----------------------|-------------------|--------------------|------------|--|---|---|-----------------------|
|                                  | 合計<br>Total           | 大貨車<br>Semi-Truck | 小貨車<br>Small Truck | 大客車<br>Bus | 營業<br>小客車<br>Business<br>Small<br>Passenger<br>Vehicle | 自用<br>小客車<br>Private<br>Small<br>Passenger<br>Vehicle | 特種車<br>Specially<br>Const-<br>ructed<br>Vehicle | 機車<br>Motor-<br>Cycle |
| 九十三年 2004                        | 2,502                 | 298               | 250                | 60         | 24   | 756   | 7   | 807                   |
| 九十四年 2005                        | 2,767                 | 303               | 305                | 49         | 24   | 869   | 3   | 944                   |
| 九十五年 2006                        | 2,999                 | 298               | 295                | 43         | 28   | 861   | 4   | 1,213                 |
| 九十六年 2007                        | 2,463                 | 230               | 276                | 48         | 20   | 662   | 5   | 1,019                 |
| 九十七年 2008                        | 2,150                 | 199               | 211                | 40         | 15   | 579   | 3   | 949                   |
| 九十八年 2009                        | 2,016                 | 164               | 219                | 37         | 28   | 515   | 4   | 882                   |
| 九十九年 2010                        | 1,973                 | 209               | 191                | 26         | 25   | 489   | 6   | 896                   |
| 一〇〇年 2011                        | 2,037                 | 187               | 201                | 22         | 35   | 474   | 5   | 956                   |
| 一〇一年 2012                        | 1,964                 | 174               | 186                | 29         | 21   | 469   | 3   | 925                   |
| 四月 Apr.                          | 142                   | 8                 | 12                 | 1          | 1  | 33  | 2   | 70                    |
| 五月 May                           | 162                   | 12                | 17                 | 4          | 3  | 37  | —   | 78                    |
| 六月 June                          | 157                   | 21                | 12                 | 1          | 3  | 37  | —   | 70                    |
| 七月 July                          | 151                   | 12                | 13                 | 2          | 1  | 36  | —   | 80                    |
| 八月 Aug.                          | 174                   | 17                | 18                 | 2          | 2  | 36  | —   | 84                    |
| 九月 Sept.                         | 164                   | 18                | 14                 | 3          | 2  | 35  | —   | 78                    |
| 十月 Oct.                          | 165                   | 14                | 21                 | 3          | —  | 37  | —   | 77                    |
| 十一月 Nov.                         | 162                   | 10                | 16                 | 1          | 3  | 43  | —   | 75                    |
| 十二月 Dec.                         | 179                   | 12                | 10                 | 7          | 1  | 51  | 1   | 79                    |
| <b>一〇二年 2013</b>                 | <b>634</b>            | <b>70</b>         | <b>65</b>          | <b>10</b>  | <b>13</b>  | <b>141</b>  | <b>2</b>  | <b>282</b>            |
| 一月 Jan.                          | 167                   | 18                | 19                 | 2          | 5  | 42  | 1   | 68                    |
| 二月 Feb.                          | 156                   | 13                | 12                 | 2          | 3  | 36  | —   | 78                    |
| 三月 Mar.                          | 164                   | 17                | 19                 | 3          | 2  | 33  | 1   | 75                    |
| 四月 Apr.                          | 147                   | 22                | 15                 | 3          | 3  | 30  | —   | 61                    |
| 較上月增減(%)<br>VS. with Last Month  | -10.37                | 29.41             | -21.05             | 0.00       | 50.00  | -9.09   | -100.00   | -18.67                |
| 較上年同月增減(%)<br>VS. with Last Year | 3.52                  | 175.00            | 25.00              | 200.00     | 200.00   | -9.09   | -100.00   | -12.86                |

資料來源：本部警政署。

TABLE 46. ROAD TRAFFIC ACCIDENTS BY TYPES OF VEHICLE AND ROAD

Unit : Cases

| By Vehicle     |              | A1類(當場及24小時內死亡)事故按道路類別 |                           |                             |  |                       |                            |                             | By Road      |  |
|----------------|--------------|------------------------|---------------------------|-----------------------------|--|-----------------------|----------------------------|-----------------------------|--------------|--|
| 自行車<br>Bicycle | 其他<br>Others | 合計<br>Total            | 國道<br>National<br>Highway | 省道<br>Provincial<br>Highway | 縣鄉道<br>County<br>Highway &<br>District<br>Road | 市區道路<br>Urban<br>Road | 村里道<br>Road of<br>Villages | 專用道<br>Exclusive<br>Highway | 其他<br>Others |  |
| —              | 300          | 2,502                  | 107                       | 577                         | 602  | 715                   | 417                        | 29                          | 55           |  |
| —              | 270          | 2,767                  | 117                       | 620                         | 637  | 761                   | 543                        | 28                          | 61           |  |
| —              | 257          | 2,999                  | 111                       | 612                         | 685  | 826                   | 655                        | 25                          | 85           |  |
| —              | 203          | 2,463                  | 100                       | 495                         | 544  | 702                   | 533                        | 23                          | 66           |  |
| —              | 154          | 2,150                  | 88                        | 399                         | 537  | 593                   | 469                        | 10                          | 54           |  |
| —              | 167          | 2,016                  | 64                        | 393                         | 460  | 588                   | 450                        | 5                           | 56           |  |
| —              | 131          | 1,973                  | 67                        | 366                         | 433  | 592                   | 445                        | 14                          | 56           |  |
| 44             | 113          | 2,037                  | 61                        | 297                         | 312  | 940                   | 376                        | 7                           | 44           |  |
| 57             | 100          | 1,964                  | 57                        | 257                         | 290  | 946                   | 359                        | 13                          | 42           |  |
| 7              | 8            | 142                    | 6                         | 23                          | 24   | 56                    | 27                         | —                           | 6            |  |
| 6              | 5            | 162                    | 5                         | 15                          | 21   | 81                    | 36                         | 1                           | 3            |  |
| 5              | 8            | 157                    | 2                         | 25                          | 25   | 80                    | 22                         | 1                           | 2            |  |
| 1              | 6            | 151                    | 8                         | 16                          | 22   | 76                    | 25                         | —                           | 4            |  |
| 5              | 10           | 174                    | 2                         | 18                          | 38   | 82                    | 32                         | 1                           | 1            |  |
| 3              | 11           | 164                    | 4                         | 25                          | 16   | 82                    | 33                         | —                           | 4            |  |
| 6              | 7            | 165                    | 5                         | 23                          | 23   | 79                    | 27                         | 4                           | 4            |  |
| 3              | 11           | 162                    | 2                         | 20                          | 20   | 79                    | 30                         | 4                           | 7            |  |
| 7              | 11           | 179                    | 6                         | 26                          | 28   | 89                    | 28                         | 1                           | 1            |  |
| <b>16</b>      | <b>35</b>    | <b>634</b>             | <b>23</b>                 | <b>87</b>                   | <b>87</b>                                      | <b>295</b>            | <b>125</b>                 | <b>3</b>                    | <b>14</b>    |  |
| 4              | 8            | 167                    | 7                         | 20                          | 23   | 83                    | 31                         | —                           | 3            |  |
| 4              | 8            | 156                    | 4                         | 29                          | 17   | 72                    | 29                         | —                           | 5            |  |
| 1              | 13           | 164                    | 2                         | 26                          | 30   | 70                    | 35                         | —                           | 1            |  |
| 7              | 6            | 147                    | 10                        | 12                          | 17   | 70                    | 30                         | 3                           | 5            |  |
| 600.00         | -53.85       | -10.37                 | 400.00                    | -53.85                      | -43.33   | 0.00                  | -14.29                     | —                           | 400.00       |  |
| 0.00           | -25.00       | 3.52                   | 66.67                     | -47.83                      | -29.17   | 25.00                 | 11.11                      | —                           | -16.67       |  |

Source : National Police Agency, MOI.

表47. 警察機關處理集會遊行發生數

單位：件

| 年 (月) 別<br>Year (Month)          | 總件數<br>Total Cases | 類 別 By Classification |              |                         | 是否申請 By Applications |                    |                    |
|----------------------------------|--------------------|-----------------------|--------------|-------------------------|----------------------|--------------------|--------------------|
|                                  |                    | 室 外 Outdoor           |              | 室內集會<br>Indoor Assembly | 申 請 Applied          |                    | 未申請<br>Not Applied |
|                                  |                    | 集會<br>Assembly        | 遊行<br>Parade |                         | 准<br>Allowed         | 不 准<br>Not Allowed |                    |
| 九十三年 2004                        | 5,464              | 3,947                 | 1,351        | 166                     | 4,823                | 13                 | 628                |
| 九十四年 2005                        | 6,812              | 4,548                 | 2,098        | 166                     | 6,284                | 17                 | 511                |
| 九十五年 2006                        | 4,407              | 3,239                 | 970          | 198                     | 3,898                | 9                  | 500                |
| 九十六年 2007                        | 2,997              | 2,337                 | 568          | 92                      | 2,613                | 17                 | 367                |
| 九十七年 2008                        | 3,636              | 2,110                 | 1,427        | 99                      | 3,194                | 11                 | 431                |
| 九十八年 2009                        | 6,305              | 4,117                 | 2,088        | 100                     | 5,579                | 15                 | 711                |
| 九十九年 2010                        | 9,267              | 7,173                 | 2,094        | —                       | 8,568                | 12                 | 687                |
| 一〇〇年 2011                        | 5,298              | 4,289                 | 1,009        | —                       | 4,405                | 8                  | 885                |
| 一〇一年 2012                        | 3,728              | 2,720                 | 1,008        | —                       | 2,645                | 45                 | 1,038              |
| 四 月 Apr.                         | 208                | 184                   | 24           | —                       | 107                  | 2                  | 99                 |
| 五 月 May                          | 282                | 252                   | 30           | —                       | 142                  | 9                  | 131                |
| 六 月 June                         | 204                | 195                   | 9            | —                       | 93                   | 4                  | 107                |
| 七 月 July                         | 206                | 188                   | 18           | —                       | 123                  | 1                  | 82                 |
| 八 月 Aug.                         | 187                | 174                   | 13           | —                       | 104                  | 14                 | 69                 |
| 九 月 Sept.                        | 197                | 183                   | 14           | —                       | 103                  | 2                  | 92                 |
| 十 月 Oct.                         | 160                | 144                   | 16           | —                       | 104                  | —                  | 56                 |
| 十一月 Nov.                         | 221                | 189                   | 32           | —                       | 139                  | 2                  | 80                 |
| 十二月 Dec.                         | 250                | 232                   | 18           | —                       | 142                  | 1                  | 107                |
| <b>一〇二年 2013</b>                 | <b>894</b>         | <b>814</b>            | <b>80</b>    | <b>—</b>                | <b>589</b>           | <b>5</b>           | <b>300</b>         |
| 一 月 Jan.                         | 247                | 213                   | 34           | —                       | 169                  | 1                  | 77                 |
| 二 月 Feb.                         | 133                | 122                   | 11           | —                       | 83                   | 1                  | 49                 |
| 三 月 Mar.                         | 218                | 199                   | 19           | —                       | 147                  | —                  | 71                 |
| 四 月 Apr.                         | 296                | 280                   | 16           | —                       | 190                  | 3                  | 103                |
| 較上月增減(%)<br>VS. with Last Month  | 35.78              | 40.70                 | -15.79       | —                       | 29.25                | —                  | 45.07              |
| 較上年同月增減(%)<br>VS. with Last Year | 42.31              | 52.17                 | -33.33       | —                       | 77.57                | 50.00              | 4.04               |

資料來源：本部警政署。

說 明：99年起本表不含無需申請許可之室內集會。

TABLE 47. ASSEMBLY AND PARADE HANDLED BY POLICE ORGANIZATIONS

Unit : Cases

| 活 動 性 質<br>By Rally |                 |                 |                                  |              | 使用警力<br>(人 次)<br>Times of<br>Policemen<br>(Person-times) |
|---------------------|-----------------|-----------------|----------------------------------|--------------|--|
| 政治性<br>Political    | 社會性<br>Societal | 經濟性<br>Economic | 涉外性<br>For National<br>Interests | 其他<br>Others |  |
| 4,739               | 622             | 67              | 3                                | 33           | 371,600  |
| 5,929               | 719             | 106             | 6                                | 52           | 306,977  |
| 3,557               | 599             | 112             | 4                                | 135          | 309,047  |
| 2,398               | 451             | 94              | 15                               | 39           | 184,482  |
| 2,946               | 534             | 98              | 16                               | 42           | 289,336  |
| 5,540               | 627             | 96              | 10                               | 32           | 348,921  |
| 8,358               | 669             | 103             | 9                                | 128          | 372,841  |
| 4,271               | 646             | 150             | 13                               | 218          | 282,616  |
| 2,756               | 746             | 89              | 9                                | 128          | 229,481  |
| 109                 | 83              | 7               | —                                | 9            | 8,591  |
| 160                 | 99              | 5               | 2                                | 16           | 22,075   |
| 107                 | 81              | 7               | —                                | 9            | 9,596  |
| 132                 | 58              | 7               | 2                                | 7            | 9,654  |
| 117                 | 50              | 3               | 1                                | 16           | 9,631  |
| 134                 | 44              | 2               | 1                                | 16           | 10,988   |
| 100                 | 47              | 1               | —                                | 12           | 7,848  |
| 138                 | 62              | 8               | —                                | 13           | 10,734   |
| 159                 | 74              | 9               | 1                                | 7            | 14,721   |
| <b>561</b>          | <b>255</b>      | <b>36</b>       | <b>—</b>                         | <b>42</b>    | <b>50,573</b>  |
| 189                 | 33              | 14              | —                                | 11           | 13,356   |
| 106                 | 20              | 1               | —                                | 6            | 9,568  |
| 132                 | 68              | 8               | —                                | 10           | 13,640   |
| 134                 | 134             | 13              | —                                | 15           | 14,009   |
| 1.52                | 97.06           | 62.50           | —                                | 50.00        | 2.71   |
| 22.94               | 61.45           | 85.71           | —                                | 66.67        | 63.07  |

Source : National Police Agency, MOI.

Note : The figures after 2010 excluded "Indoor Assembly" which needs not to be applied for permission.

表48. 警察機關處理經濟案件

| 年(月)別<br>Year (Month)            | 總計<br>Grand Total |                            | 違反金融(4)<br>Counterfeit Currency, Unlawful Money Lending,<br>Illegal Debt Collection & Financial Transaction |                            |
|----------------------------------|-------------------|----------------------------|---|----------------------------|
|                                  | 件數<br>Cases       | 金額(千元)<br>Amount (\$1,000) | 件數<br>Cases   | 金額(千元)<br>Amount (\$1,000) |
| 九十三年 2004                        | 6,841             | 11,408,613                 | 1,073   | 1,258,757                  |
| 九十四年 2005                        | 7,509             | 13,595,054                 | 1,084   | 1,580,417                  |
| 九十五年 2006                        | 9,826             | 35,149,358                 | 2,248   | 2,459,254                  |
| 九十六年 2007                        | 11,446            | 42,191,256                 | 2,709   | 1,923,043                  |
| 九十七年 2008                        | 10,966            | 25,159,510                 | 2,912   | 5,147,536                  |
| 九十八年 2009                        | 11,159            | 21,983,033                 | 3,342   | 9,789,993                  |
| 九十九年 2010                        | 10,321            | 32,510,487                 | 3,199   | 19,170,916                 |
| 一〇〇年 2011                        | 10,621            | 22,097,529                 | 3,041   | 5,007,265                  |
| 一〇一年 2012                        | 10,008            | 38,569,219                 | 2,733   | 4,898,154                  |
| 四月 Apr.                          | 600               | 1,728,100                  | 105   | 132,196                    |
| 五月 May                           | 715               | 1,110,919                  | 295   | 195,005                    |
| 六月 June                          | 953               | 6,960,578                  | 98  | 56,705                     |
| 七月 July                          | 750               | 6,680,710                  | 274   | 231,980                    |
| 八月 Aug.                          | 573               | 2,064,308                  | 148   | 549,891                    |
| 九月 Sept.                         | 1,178             | 2,369,997                  | 380   | 174,009                    |
| 十月 Oct.                          | 740               | 5,616,903                  | 193   | 1,523,572                  |
| 十一月 Nov.                         | 901               | 2,240,752                  | 376   | 544,207                    |
| 十二月 Dec.                         | 1,027             | 4,201,483                  | 155   | 210,629                    |
| <b>一〇二年 2013</b>                 | <b>3,466</b>      | <b>7,540,094</b>           | <b>950</b>  | <b>596,528</b>             |
| 一月 Jan.                          | 954               | 1,315,198                  | 294   | 181,697                    |
| 二月 Feb.                          | 679               | 1,668,280                  | 238   | 195,720                    |
| 三月 Mar.                          | 922               | 1,929,544                  | 145   | 51,161                     |
| 四月 Apr.                          | 911               | 2,627,072                  | 273   | 167,950                    |
| 較上月增減(%)<br>VS. with Last Month  | -1.19             | 36.15                      | 88.28   | 228.28                     |
| 較上年同月增減(%)<br>VS. with Last Year | 51.83             | 52.02                      | 160.00  | 27.05                      |

資料來源：本部警政署。

說明：1. 92年4月起，侵害智慧財產權不含專利。  
2. 93年1月起，經濟案件統計範圍不含漏稅、違反工商登記等項，新增違反公平交易法。  
3. 95年以前「其他經濟案件」金額含「盜採砂(土)石」及「濫(盜)伐林木」。  
4. 96年7月起，違反金融增加「地下通匯」。

TABLE 48. DISCOVERED ECONOMIC FRAUDS HANDLED BY POLICE ORGANIZATIONS

| 違法販賣汽柴油<br>Illegal Sales of Petroleum & Diesel |                            | 走私<br>Smuggling |                            | 產製、販賣私劣酒<br>Unlawful Alcohol Production & Sale |                            |
|--|----------------------------|-----------------|----------------------------|--|----------------------------|
| 件數<br>Cases                                    | 金額(千元)<br>Amount (\$1,000) | 件數<br>Cases     | 金額(千元)<br>Amount (\$1,000) | 件數<br>Cases                                    | 金額(千元)<br>Amount (\$1,000) |
| 373  | 33,264                     | 495             | 913,482                    | 184  | 97,558                     |
| 601  | 51,277                     | 423             | 618,454                    | 214  | 82,032                     |
| 286  | 52,057                     | 966             | 703,194                    | 464  | 158,699                    |
| 256  | 34,791                     | 1,121           | 734,243                    | 535  | 126,059                    |
| 223  | 66,550                     | 719             | 1,094,756                  | 225  | 213,202                    |
| 130  | 62,395                     | 703             | 704,589                    | 380  | 254,019                    |
| 84   | 15,008                     | 528             | 631,533                    | 346  | 108,220                    |
| 79   | 325,542                    | 437             | 479,295                    | 265  | 268,542                    |
| 46   | 17,813                     | 597             | 687,162                    | 291  | 130,007                    |
| 7  | 1,697                      | 88              | 33,850                     | 40   | 21,194                     |
| 5  | 1,678                      | 33              | 78,493                     | 8  | 674                        |
| 1  | 266                        | 67              | 59,819                     | 22   | 18,404                     |
| 6  | 2,854                      | 31              | 58,577                     | 13   | 20,483                     |
| 7  | 3,603                      | 25              | 21,276                     | 8  | 131                        |
| 2  | 3,707                      | 58              | 24,188                     | 80   | 43,505                     |
| 2  | 316                        | 55              | 152,532                    | 14   | 7,628                      |
| 1  | 34                         | 35              | 45,196                     | 18   | 4,300                      |
| 2  | 260                        | 58              | 40,654                     | 35   | 2,976                      |
| <b>15</b>                                      | <b>5,869</b>               | <b>185</b>      | <b>263,113</b>             | <b>127</b>                                     | <b>115,914</b>             |
| 4  | 4,311                      | 69              | 79,318                     | 44   | 24,729                     |
| 3  | 914                        | 27              | 58,434                     | 5  | 67,717                     |
| 6  | 556                        | 29              | 34,077                     | 16   | 12,795                     |
| 2  | 88                         | 60              | 91,284                     | 62   | 10,673                     |
| -66.67   | -84.10                     | 106.90          | 167.88                     | 287.50   | -16.59                     |
| -71.43   | -94.79                     | -31.82          | 169.67                     | 55.00  | -49.64                     |

Source : National Police Agency, MOI.

Note : 1. Intellectual Property Rights excluded Patent since April 2003.  
2. Since 2004, the Statistics Scope of Economic Frauds excluded Evading Taxation and Against Register of Company, included Fair Trade Law.  
3. The amount figure of "Others" included "Unlawful Collection of Sand (Soil)" and "Unlawful Logging" before 2006.  
4. The figures included "Illegal Financial Transaction" since July 2007.

表48. 警察機關處理經濟案件 (續)

| 年(月)別<br>Year (Month)            | 侵害智慧財產權(1)<br>Infringement of Intellectual Property Rights |                            | 盜採砂(土)石<br>Unlawful Collection of Sandstone(Soil) | 濫(盜)伐林木<br>Unlawful Logging |
|----------------------------------|--|----------------------------|---|-----------------------------|
|                                  | 件數<br>Cases  | 金額(千元)<br>Amount (\$1,000) | 件數<br>Cases                                       | 件數<br>Cases                 |
| 九十三年 2004                        | 4,209  | 8,606,759                  | 202   | 70                          |
| 九十四年 2005                        | 4,648  | 10,886,415                 | 224   | 100                         |
| 九十五年 2006                        | 5,158  | 30,609,995                 | 280   | 145                         |
| 九十六年 2007                        | 6,271  | 38,333,542                 | 239   | 89                          |
| 九十七年 2008                        | 6,093  | 18,630,720                 | 281   | 255                         |
| 九十八年 2009                        | 5,542  | 10,466,925                 | 364   | 408                         |
| 九十九年 2010                        | 5,161  | 12,584,748                 | 173   | 485                         |
| 一〇〇年 2011                        | 5,630  | 16,006,222                 | 130   | 800                         |
| 一〇一年 2012                        | 5,484  | 32,836,082                 | 68  | 673                         |
| 四月 Apr.                          | 276  | 1,539,164                  | 9   | 62                          |
| 五月 May                           | 321  | 835,068                    | 3   | 32                          |
| 六月 June                          | 696  | 6,825,383                  | 8   | 56                          |
| 七月 July                          | 383  | 6,366,816                  | 2   | 40                          |
| 八月 Aug.                          | 331  | 1,489,408                  | 2   | 49                          |
| 九月 Sept.                         | 598  | 2,124,587                  | 3   | 45                          |
| 十月 Oct.                          | 401  | 3,932,856                  | 7   | 61                          |
| 十一月 Nov.                         | 371  | 1,647,015                  | 5   | 73                          |
| 十二月 Dec.                         | 686  | 3,946,963                  | 9   | 71                          |
| <b>一〇二年 2013</b>                 | <b>1,754</b>   | <b>6,558,641</b>           | <b>34</b>   | <b>355</b>                  |
| 一月 Jan.                          | 446  | 1,025,143                  | 5   | 86                          |
| 二月 Feb.                          | 275  | 1,345,494                  | 6   | 113                         |
| 三月 Mar.                          | 596  | 1,830,927                  | 17  | 95                          |
| 四月 Apr.                          | 437  | 2,357,078                  | 6   | 61                          |
| 較上月增減(%)<br>VS. with Last Month  | -26.68   | 28.74                      | -64.71  | -35.79                      |
| 較上年同月增減(%)<br>VS. with Last Year | 58.33  | 53.14                      | -33.33  | -1.61                       |

TABLE 48. DISCOVERED ECONOMIC FRAUDS HANDLED BY POLICE ORGANIZATIONS (CONT.)

| 濫墾林地、山坡地<br>Unlawful Use of National Land & Mountain Side | 違反公平交易法(2)<br>Violation of Fair Trade Act |                            | 其他經濟案件(3)<br>Others |                            |
|---|---|----------------------------|---------------------|----------------------------|
|   | 件數<br>Cases                               | 金額(千元)<br>Amount (\$1,000) | 件數<br>Cases         | 金額(千元)<br>Amount (\$1,000) |
| 186   | —   | —                          | 49                  | 498,792                    |
| 212   | 3   | 200,000                    | —                   | 176,459                    |
| 275   | 4   | 559,502                    | —                   | 606,657                    |
| 218   | 5   | 1,039,402                  | 3                   | 177                        |
| 229   | 29  | 6,746                      | —                   | —                          |
| 285   | 2   | 439                        | 3                   | 704,674                    |
| 340   | —   | —                          | 5                   | 62                         |
| 235   | 4   | 10,663                     | —                   | —                          |
| 116   | —   | —                          | —                   | —                          |
| 13  | —   | —                          | —                   | —                          |
| 18  | —   | —                          | —                   | —                          |
| 5   | —   | —                          | —                   | —                          |
| 1   | —   | —                          | —                   | —                          |
| 3   | —   | —                          | —                   | —                          |
| 12  | —   | —                          | —                   | —                          |
| 7   | —   | —                          | —                   | —                          |
| 22  | —   | —                          | —                   | —                          |
| 11  | —   | —                          | —                   | —                          |
| <b>45</b>   | <b>—</b>                                  | <b>—</b>                   | <b>1</b>            | <b>29</b>                  |
| 6   | —   | —                          | —                   | —                          |
| 12  | —   | —                          | —                   | —                          |
| 17  | —   | —                          | 1                   | 29                         |
| 10  | —   | —                          | —                   | —                          |
| -41.18  | —   | —                          | -100.00             | -100.00                    |
| -23.08  | —   | —                          | —                   | —                          |

表49. 實際入國(境)人數—按性別、年齡及身分分

單位：人次

| 年(月)別<br>Year (Month)            | 總入境<br>人 數<br>Total Entry<br>Persons | 按性別分 By Sex      |                  | 按年齡分              |                   |
|----------------------------------|--------------------------------------|------------------|------------------|-------------------|-------------------|
|                                  |                                      | 男<br>Male        | 女<br>Female      | 0 - 14 歲<br>Years | 15 - 64歲<br>Years |
| 九十三年 2004                        | 10,699,122                           | 6,300,580        | 4,398,542        | 588,809           | 9,462,516         |
| 九十四年 2005                        | 11,557,175                           | 6,758,467        | 4,798,708        | 628,861           | 10,206,711        |
| 九十五年 2006                        | 12,148,694                           | 7,014,024        | 5,134,670        | 668,002           | 10,675,857        |
| 九十六年 2007                        | 12,639,948                           | 7,208,147        | 5,431,801        | 702,602           | 11,098,858        |
| 九十七年 2008                        | 12,297,825                           | 7,001,958        | 5,295,867        | 667,148           | 10,812,279        |
| 九十八年 2009                        | 12,513,288                           | 6,975,669        | 5,537,619        | 652,612           | 10,946,191        |
| 九十九年 2010                        | 14,980,936                           | 8,169,757        | 6,811,179        | 814,136           | 13,022,571        |
| 一〇〇年 2011                        | 15,648,884                           | 8,514,700        | 7,134,184        | 818,873           | 13,689,428        |
| 一〇一年 2012                        | 17,491,283                           | 9,275,166        | 8,216,117        | 921,693           | 15,218,854        |
| 四 月 Apr.                         | 1,528,530                            | 806,853          | 721,677          | 53,352            | 1,314,583         |
| 五 月 May                          | 1,435,298                            | 760,841          | 674,457          | 40,459            | 1,249,414         |
| 六 月 June                         | 1,472,698                            | 788,595          | 684,103          | 67,002            | 1,297,211         |
| 七 月 July                         | 1,640,018                            | 843,109          | 796,909          | 177,654           | 1,376,024         |
| 八 月 Aug.                         | 1,576,297                            | 806,063          | 770,234          | 167,609           | 1,331,093         |
| 九 月 Sept.                        | 1,432,729                            | 771,906          | 660,823          | 39,072            | 1,294,340         |
| 十 月 Oct.                         | 1,443,983                            | 763,443          | 680,540          | 38,292            | 1,272,520         |
| 十一月 Nov.                         | 1,459,821                            | 791,972          | 667,849          | 45,505            | 1,282,074         |
| 十二月 Dec.                         | 1,477,112                            | 794,523          | 682,589          | 72,346            | 1,308,126         |
| <b>一〇二年 2013</b>                 | <b>5,980,857</b>                     | <b>3,102,422</b> | <b>2,878,435</b> | <b>328,385</b>    | <b>5,164,088</b>  |
| 一 月 Jan.                         | 1,284,017                            | 673,961          | 610,056          | 80,188            | 1,119,318         |
| 二 月 Feb.                         | 1,489,942                            | 768,801          | 721,141          | 132,686           | 1,272,192         |
| 三 月 Mar.                         | 1,599,292                            | 835,315          | 763,977          | 58,677            | 1,387,847         |
| 四 月 Apr.                         | 1,607,606                            | 824,345          | 783,261          | 56,834            | 1,384,731         |
| 較上月增減(%)<br>VS. with Last Month  | 0.52                                 | -1.31            | 2.52             | -3.14             | -0.22             |
| 較上年同月增減(%)<br>VS. with Last Year | 5.17                                 | 2.17             | 8.53             | 6.53              | 5.34              |

資料來源：本部入出國及移民署。

TABLE 49. ENTRY PERSONS - BY SEX, AGE, IDENTITY

Unit : Person-Times

| By Age                | 按 身 分 分 By Identity                                |                    |                                     |   |                   |           |
|-----------------------|--|--------------------|-------------------------------------|---|-------------------|-----------|
|                       | 有戶籍國民<br>(含金馬地區)<br>R.O.C. Registered<br>Nationals | 大陸地區人民<br>Mainland | 香港澳門居民<br>H.K. & Macao<br>Residents | 無戶籍國民<br>Nationals No<br>Register in R.O.C. | 外國人<br>Foreigners |           |
| 65歲以上<br>Years & Over | 647,797  | 7,748,780          | 153,190                             | 346,209                                     | 22,646            | 2,428,297 |
|                       | 721,603  | 8,179,057          | 200,142                             | 355,443                                     | 24,323            | 2,798,210 |
|                       | 804,835  | 8,628,867          | 286,608                             | 354,335                                     | 23,255            | 2,855,629 |
|                       | 838,488  | 8,923,885          | 292,618                             | 411,889                                     | 22,741            | 2,988,815 |
|                       | 818,398  | 8,452,638          | 314,914                             | 540,039                                     | 27,698            | 2,962,536 |
|                       | 914,485  | 8,118,284          | 953,009                             | 634,121                                     | 37,792            | 2,770,082 |
|                       | 1,144,229  | 9,413,659          | 1,607,569                           | 700,700                                     | 23,531            | 3,235,477 |
|                       | 1,140,583  | 9,561,400          | 1,755,529                           | 720,722                                     | 22,506            | 3,588,727 |
|                       | 1,350,736  | 10,179,813         | 2,551,532                           | 906,621                                     | 21,682            | 3,831,635 |
|                       | 160,595  | 837,444            | 275,276                             | 98,032                                      | 1,890             | 315,888   |
|                       | 145,425  | 836,200            | 226,302                             | 67,109                                      | 1,659             | 304,028   |
|                       | 108,485  | 864,920            | 196,513                             | 98,458                                      | 2,175             | 310,632   |
|                       | 86,340   | 1,047,569          | 232,577                             | 84,422                                      | 2,055             | 273,395   |
|                       | 77,595   | 969,175            | 201,896                             | 94,480                                      | 1,852             | 308,894   |
|                       | 99,317   | 881,828            | 183,065                             | 70,089                                      | 1,673             | 296,074   |
|                       | 133,171  | 833,641            | 222,087                             | 62,642                                      | 1,526             | 324,087   |
|                       | 132,242  | 788,204            | 240,155                             | 65,802                                      | 1,333             | 364,327   |
|                       | 96,640   | 774,524            | 224,241                             | 86,950                                      | 1,862             | 389,535   |
| <b>488,384</b>        | <b>3,430,871</b>                                   | <b>967,042</b>     | <b>300,886</b>                      | <b>7,043</b>                                | <b>1,275,015</b>  |           |
|                       | 84,511   | 756,921            | 192,772                             | 48,812                                      | 1,373             | 284,139   |
|                       | 85,064   | 917,786            | 213,104                             | 74,809                                      | 1,854             | 282,389   |
|                       | 152,768  | 840,059            | 266,277                             | 102,239                                     | 2,029             | 388,688   |
|                       | 166,041  | 916,105            | 294,889                             | 75,026                                      | 1,787             | 319,799   |
|                       | 8.69   | 9.05               | 10.75                               | -26.62                                      | -11.93            | -17.72    |
|                       | 3.39   | 9.39               | 7.12                                | -23.47                                      | -5.45             | 1.24      |

Source : National Immigration Agency, MOI.

表50. 實際入國(境)人數—按入國(境)地點分

單位：人次

| 年(月)別<br>Year (Month)             | 總計<br>Grand Total | 桃園機場<br>Taoyuan Airport | 高雄機場<br>Kaohsiung Airport | 臺中機場<br>Taichung Airport | 松山機場<br>Songshan Airport | 花蓮機場<br>Hualien Airport |
|-----------------------------------|-------------------|-------------------------|---------------------------|--------------------------|--------------------------|-------------------------|
| 九十三年 2004                         | 10,699,122        | 8,886,722               | 1,523,046                 | 1,240                    | 549                      | 1,072                   |
| 九十四年 2005                         | 11,557,175        | 9,612,660               | 1,591,027                 | 3,053                    | 854                      | 1,502                   |
| 九十五年 2006                         | 12,148,694        | 10,112,892              | 1,651,619                 | 19,440                   | —                        | 2,342                   |
| 九十六年 2007                         | 12,639,948        | 10,401,472              | 1,634,404                 | 96,252                   | —                        | 1,595                   |
| 九十七年 2008                         | 12,297,825        | 9,868,254               | 1,426,326                 | 229,645                  | 79,454                   | 2,472                   |
| 九十八年 2009                         | 12,513,288        | 9,882,104               | 1,291,645                 | 178,218                  | 297,752                  | 2,111                   |
| 九十九年 2010                         | 14,980,936        | 11,716,854              | 1,467,664                 | 291,644                  | 542,952                  | 12,179                  |
| 一〇〇年 2011                         | 15,648,884        | 11,664,591              | 1,444,468                 | 365,163                  | 1,171,049                | 7,361                   |
| 一〇一年 2012                         | 17,491,283        | 13,009,056              | 1,602,582                 | 455,959                  | 1,370,718                | 16,521                  |
| 四月 Apr.                           | 1,528,530         | 1,127,714               | 137,376                   | 37,018                   | 111,356                  | 983                     |
| 五月 May                            | 1,435,298         | 1,044,412               | 132,238                   | 39,143                   | 109,609                  | 1,595                   |
| 六月 June                           | 1,472,698         | 1,080,132               | 139,368                   | 43,467                   | 115,657                  | 1,567                   |
| 七月 July                           | 1,640,018         | 1,191,280               | 161,327                   | 50,138                   | 125,586                  | 2,054                   |
| 八月 Aug.                           | 1,576,297         | 1,162,450               | 152,684                   | 46,068                   | 125,265                  | 1,344                   |
| 九月 Sept.                          | 1,432,729         | 1,058,060               | 129,081                   | 37,988                   | 117,583                  | 1,939                   |
| 十月 Oct.                           | 1,443,983         | 1,061,735               | 124,857                   | 36,942                   | 118,173                  | 2,205                   |
| 十一月 Nov.                          | 1,459,821         | 1,096,730               | 125,306                   | 40,263                   | 120,930                  | 2,372                   |
| 十二月 Dec.                          | 1,477,112         | 1,121,872               | 126,810                   | 40,311                   | 118,910                  | 2,152                   |
| <b>一〇二年 2013</b>                  | <b>5,980,857</b>  | <b>4,519,029</b>        | <b>517,621</b>            | <b>158,882</b>           | <b>475,319</b>           | <b>11,013</b>           |
| 一月 Jan.                           | 1,284,017         | 972,331                 | 110,007                   | 34,290                   | 111,549                  | 1,427                   |
| 二月 Feb.                           | 1,489,942         | 1,152,740               | 128,022                   | 37,892                   | 107,428                  | 2,482                   |
| 三月 Mar.                           | 1,599,292         | 1,201,623               | 139,169                   | 44,780                   | 130,447                  | 3,040                   |
| 四月 Apr.                           | 1,607,606         | 1,192,335               | 140,423                   | 41,920                   | 125,895                  | 4,064                   |
| 較上月增減 (%)<br>VS. with Last Month  | 0.52              | -0.77                   | 0.90                      | -6.39                    | -3.49                    | 33.68                   |
| 較上年同月增減 (%)<br>VS. with Last Year | 5.17              | 5.73                    | 2.22                      | 13.24                    | 13.06                    | 313.43                  |

資料來源：本部入出國及移民署。

TABLE 50. ENTRY PERSONS - BY ARRIVING POINT

Unit: Person-Times

| 馬公機場<br>Magong Airport | 基隆港<br>Keelung Sea Port | 臺中港<br>Taichung Sea Port | 高雄港<br>Kaohsiung Sea Port | 花蓮港<br>Hualien Sea Port | 麥寮港<br>Mailiao Sea Port | 金門<br>所屬港口<br>Kinmen | 馬祖<br>所屬港口<br>Mazu | 其他機<br>場、港口<br>Others |
|------------------------|-------------------------|--------------------------|---------------------------|-------------------------|-------------------------|----------------------|--------------------|-----------------------|
| 382                    | 58,421                  | 2,362                    | 11,167                    | 576                     | 11                      | 202,178              | 11,340             | 56                    |
| 406                    | 53,319                  | 1,651                    | 14,081                    | 542                     | 31                      | 258,178              | 18,800             | 1,071                 |
| 643                    | 14,260                  | 1,671                    | 13,543                    | 483                     | 22                      | 306,736              | 23,605             | 1,438                 |
| 465                    | 91,078                  | 2,916                    | 16,859                    | 906                     | 192                     | 359,082              | 27,997             | 6,730                 |
| 446                    | 141,343                 | 2,674                    | 24,174                    | 574                     | 755                     | 481,659              | 37,193             | 2,856                 |
| 410                    | 145,161                 | 3,026                    | 18,611                    | 702                     | 1,706                   | 637,316              | 46,699             | 7,827                 |
| 678                    | 178,311                 | 7,477                    | 29,162                    | 634                     | 1,503                   | 688,029              | 30,476             | 13,373                |
| —                      | 183,532                 | 14,348                   | 31,234                    | 1,039                   | 1,300                   | 735,320              | 19,416             | 10,063                |
| 11,710                 | 167,197                 | 65,773                   | 36,728                    | 2,915                   | 1,402                   | 722,058              | 17,134             | 11,530                |
| 1,960                  | 15,883                  | 9,662                    | 4,742                     | 1,315                   | 119                     | 77,671               | 1,736              | 995                   |
| 2,334                  | 24,942                  | 11,210                   | 1,826                     | 235                     | 146                     | 64,243               | 2,111              | 1,254                 |
| 1,989                  | 19,585                  | 4,733                    | 5,245                     | 25                      | 86                      | 58,825               | 1,205              | 814                   |
| 1,036                  | 29,002                  | 7,855                    | 2,062                     | 42                      | 85                      | 66,668               | 1,766              | 1,117                 |
| 743                    | 21,586                  | 4,440                    | 1,508                     | 86                      | 124                     | 57,646               | 1,260              | 1,093                 |
| —                      | 21,766                  | 4,137                    | 3,211                     | 41                      | 115                     | 56,747               | 1,118              | 943                   |
| 981                    | 17,164                  | 5,781                    | 6,766                     | 62                      | 152                     | 66,593               | 1,247              | 1,325                 |
| 1,224                  | 3,446                   | 5,897                    | 2,437                     | 101                     | 135                     | 59,173               | 1,050              | 757                   |
| 485                    | 1,697                   | 3,288                    | 4,002                     | 40                      | 122                     | 55,658               | 853                | 912                   |
| <b>3,356</b>           | <b>36,509</b>           | <b>23,356</b>            | <b>10,196</b>             | <b>260</b>              | <b>536</b>              | <b>215,788</b>       | <b>5,949</b>       | <b>3,043</b>          |
| 392                    | 1,931                   | 1,790                    | 2,573                     | 97                      | 138                     | 46,257               | 746                | 489                   |
| 837                    | 2,374                   | 4,158                    | 1,251                     | 47                      | 117                     | 49,172               | 2,343              | 1,079                 |
| 1,294                  | 6,569                   | 5,974                    | 4,662                     | 48                      | 169                     | 59,457               | 1,165              | 895                   |
| 833                    | 25,635                  | 11,434                   | 1,710                     | 68                      | 112                     | 60,902               | 1,695              | 580                   |
| -35.63                 | 290.24                  | 91.40                    | -63.32                    | 41.67                   | -33.73                  | 2.43                 | 45.49              | -42.71                |
| -57.50                 | 61.40                   | 18.34                    | -63.94                    | -94.83                  | -5.88                   | -21.59               | -2.36              | -5.48                 |

Source: National Immigration Agency, MOI.

表51. 實際出國(境)人數—按性別、年齡及身分

單位：人次

| 年(月)別<br>Year (Month)            | 總出境<br>人 數<br>Total Exit<br>Persons | 按性別分<br>By Sex   |                  | 按年齡分              |                   |
|----------------------------------|-------------------------------------|------------------|------------------|-------------------|-------------------|
|                                  |                                     | 男<br>Male        | 女<br>Female      | 0 - 14 歲<br>Years | 15 - 64歲<br>Years |
| 九十三年 2004                        | 10,679,246                          | 6,310,284        | 4,368,962        | 592,994           | 9,438,747         |
| 九十四年 2005                        | 11,548,332                          | 6,771,484        | 4,776,848        | 633,019           | 10,194,353        |
| 九十五年 2006                        | 12,160,919                          | 7,026,641        | 5,134,278        | 673,325           | 10,681,952        |
| 九十六年 2007                        | 12,641,682                          | 7,214,441        | 5,427,241        | 705,751           | 11,097,316        |
| 九十七年 2008                        | 12,293,887                          | 7,003,554        | 5,290,333        | 667,581           | 10,810,896        |
| 九十八年 2009                        | 12,500,538                          | 6,974,680        | 5,525,858        | 651,718           | 10,936,897        |
| 九十九年 2010                        | 14,909,299                          | 8,148,983        | 6,760,316        | 809,060           | 12,962,510        |
| 一〇〇年 2011                        | 15,567,386                          | 8,476,094        | 7,091,292        | 816,181           | 13,617,029        |
| 一〇一年 2012                        | 17,463,534                          | 9,246,338        | 8,217,196        | 923,436           | 15,188,223        |
| 四 月 Apr.                         | 1,529,398                           | 806,244          | 723,154          | 55,203            | 1,308,552         |
| 五 月 May                          | 1,467,366                           | 781,384          | 685,982          | 39,763            | 1,273,510         |
| 六 月 June                         | 1,506,374                           | 795,727          | 710,647          | 78,814            | 1,315,708         |
| 七 月 July                         | 1,640,087                           | 844,972          | 795,115          | 176,942           | 1,376,632         |
| 八 月 Aug.                         | 1,572,321                           | 805,739          | 766,582          | 158,602           | 1,337,457         |
| 九 月 Sept.                        | 1,299,096                           | 694,693          | 604,403          | 32,521            | 1,171,639         |
| 十 月 Oct.                         | 1,528,358                           | 820,734          | 707,624          | 44,695            | 1,355,869         |
| 十一月 Nov.                         | 1,423,493                           | 773,428          | 650,065          | 41,303            | 1,253,478         |
| 十二月 Dec.                         | 1,435,727                           | 761,571          | 674,156          | 69,933            | 1,270,404         |
| <b>一〇二年 2013</b>                 | <b>5,983,865</b>                    | <b>3,113,967</b> | <b>2,869,898</b> | <b>332,385</b>    | <b>5,164,715</b>  |
| 一 月 Jan.                         | 1,340,024                           | 710,446          | 629,578          | 85,675            | 1,171,366         |
| 二 月 Feb.                         | 1,510,953                           | 786,079          | 724,874          | 136,489           | 1,289,081         |
| 三 月 Mar.                         | 1,518,785                           | 790,850          | 727,935          | 48,878            | 1,323,581         |
| 四 月 Apr.                         | 1,614,103                           | 826,592          | 787,511          | 61,343            | 1,380,687         |
| 較上月增減(%)<br>VS. with Last Month  | 6.28                                | 4.52             | 8.18             | 25.50             | 4.31              |
| 較上年同月增減(%)<br>VS. with Last Year | 5.54                                | 2.52             | 8.90             | 11.12             | 5.51              |

資料來源：本部入出國及移民署。

TABLE 51. EXIT PERSONS - BY SEX, AGE, IDENTITY

Unit : Person-Times

| By Age                | 按 身 分 分<br>By Identity                             |                    |                                     |   |                   |
|-----------------------|--|--------------------|-------------------------------------|---|-------------------|
| 65歲以上<br>Years & Over | 有戶籍國民<br>(含金馬地區)<br>R.O.C. Registered<br>Nationals | 大陸地區人民<br>Mainland | 香港澳門居民<br>H.K. & Macao<br>Residents | 無戶籍國民<br>Nationals No<br>Register in R.O.C. | 外國人<br>Foreigners |
| 647,505               | 7,780,652  | 145,120            | 346,200                             | 18,914                                      | 2,388,360         |
| 720,960               | 8,208,125  | 193,065            | 354,830                             | 21,375                                      | 2,770,937         |
| 805,642               | 8,671,375  | 279,908            | 354,258                             | 20,232                                      | 2,835,146         |
| 838,615               | 8,963,711  | 285,382            | 410,762                             | 20,055                                      | 2,961,772         |
| 815,410               | 8,465,172  | 306,426            | 537,032                             | 24,847                                      | 2,960,410         |
| 911,923               | 8,142,946  | 929,725            | 627,441                             | 33,914                                      | 2,766,512         |
| 1,137,729             | 9,415,074  | 1,592,036          | 699,496                             | 18,732                                      | 3,183,961         |
| 1,134,176             | 9,583,873  | 1,730,898          | 716,158                             | 18,975                                      | 3,517,482         |
| 1,351,875             | 10,239,760   | 2,538,096          | 904,779                             | 17,435                                      | 3,763,464         |
| 165,643               | 851,486  | 273,255            | 99,875                              | 1,250                                       | 303,532           |
| 154,093               | 849,354  | 244,172            | 68,943                              | 1,302                                       | 303,595           |
| 111,852               | 908,600  | 198,806            | 92,912                              | 1,229                                       | 304,827           |
| 86,513                | 1,041,365  | 224,152            | 90,702                              | 1,532                                       | 282,336           |
| 76,262                | 933,988  | 228,149            | 97,606                              | 2,086                                       | 310,492           |
| 94,936                | 818,593  | 151,484            | 53,636                              | 1,165                                       | 274,218           |
| 127,794               | 912,063  | 218,481            | 76,945                              | 1,322                                       | 319,547           |
| 128,712               | 773,440  | 233,569            | 62,783                              | 1,143                                       | 352,558           |
| 95,390                | 753,440  | 237,569            | 83,329                              | 1,307                                       | 360,082           |
| <b>486,765</b>        | <b>3,432,502</b>                                   | <b>957,315</b>     | <b>303,688</b>                      | <b>6,270</b>                                | <b>1,284,090</b>  |
| 82,983                | 753,483  | 192,522            | 61,845                              | 1,841                                       | 330,333           |
| 85,383                | 966,575  | 219,185            | 66,743                              | 1,788                                       | 256,662           |
| 146,326               | 814,558  | 241,050            | 78,122                              | 1,301                                       | 383,754           |
| 172,073               | 897,886  | 304,558            | 96,978                              | 1,340                                       | 313,341           |
| 17.60                 | 10.23  | 26.35              | 24.14                               | 3.00  | -18.35            |
| 3.88                  | 5.45   | 11.46              | -2.90                               | 7.20  | 3.23              |

Source : National Immigration Agency, MOI.

表52. 實際出國(境)人數—按出國(境)地點分

單位：人次

| 年(月)別                             | 總計               | 桃園機場             | 高雄機場              | 臺中機場             | 松山機場             | 花蓮機場            |
|-----------------------------------|------------------|------------------|-------------------|------------------|------------------|-----------------|
| Year (Month)                      | Grand Total      | Taoyuan Airport  | Kaohsiung Airport | Taichung Airport | Songshan Airport | Hualien Airport |
| 九十三年 2004                         | 10,679,246       | 8,886,775        | 1,503,699         | 1,951            | 346              | 1,115           |
| 九十四年 2005                         | 11,548,332       | 9,622,035        | 1,575,200         | 3,309            | 671              | 1,547           |
| 九十五年 2006                         | 12,160,919       | 10,138,294       | 1,636,513         | 20,532           | 1                | 2,582           |
| 九十六年 2007                         | 12,641,682       | 10,419,491       | 1,613,595         | 100,609          | —                | 1,791           |
| 九十七年 2008                         | 12,293,887       | 9,873,919        | 1,408,126         | 236,363          | 78,184           | 2,070           |
| 九十八年 2009                         | 12,500,538       | 9,845,516        | 1,314,283         | 178,837          | 299,331          | 1,673           |
| 九十九年 2010                         | 14,909,299       | 11,637,904       | 1,482,516         | 287,507          | 542,165          | 10,673          |
| 一〇〇年 2011                         | 15,567,386       | 11,598,228       | 1,436,739         | 359,079          | 1,171,799        | 7,157           |
| 一〇一年 2012                         | 17,463,534       | 12,993,536       | 1,588,759         | 452,719          | 1,372,217        | 16,457          |
| 四月 Apr.                           | 1,529,398        | 1,127,021        | 140,114           | 38,690           | 110,108          | 1,037           |
| 五月 May                            | 1,467,366        | 1,062,952        | 133,736           | 40,549           | 114,254          | 1,664           |
| 六月 June                           | 1,506,374        | 1,113,225        | 139,982           | 42,179           | 116,520          | 1,429           |
| 七月 July                           | 1,640,087        | 1,195,243        | 159,020           | 49,138           | 123,970          | 1,925           |
| 八月 Aug.                           | 1,572,321        | 1,153,184        | 151,789           | 45,295           | 128,532          | 1,526           |
| 九月 Sept.                          | 1,299,096        | 958,435          | 117,712           | 31,040           | 111,573          | 1,594           |
| 十月 Oct.                           | 1,528,358        | 1,121,629        | 135,711           | 42,141           | 123,861          | 2,446           |
| 十一月 Nov.                          | 1,423,493        | 1,068,102        | 121,195           | 38,283           | 118,914          | 2,232           |
| 十二月 Dec.                          | 1,435,727        | 1,089,747        | 124,018           | 39,496           | 112,797          | 2,299           |
| <b>一〇二年 2013</b>                  | <b>5,983,865</b> | <b>4,527,898</b> | <b>512,382</b>    | <b>158,470</b>   | <b>476,853</b>   | <b>10,719</b>   |
| 一月 Jan.                           | 1,340,024        | 1,022,206        | 112,762           | 33,547           | 113,576          | 1,421           |
| 二月 Feb.                           | 1,510,953        | 1,159,315        | 131,109           | 41,269           | 110,158          | 2,421           |
| 三月 Mar.                           | 1,518,785        | 1,145,027        | 127,893           | 40,094           | 132,122          | 2,902           |
| 四月 Apr.                           | 1,614,103        | 1,201,350        | 140,618           | 43,560           | 120,997          | 3,975           |
| 較上月增減 (%)<br>VS. with Last Month  | 6.28             | 4.92             | 9.95              | 8.64             | -8.42            | 36.97           |
| 較上年同月增減 (%)<br>VS. with Last Year | 5.54             | 6.60             | 0.36              | 12.59            | 9.89             | 283.32          |

資料來源：本部入出國及移民署。

TABLE 52. EXIT PERSONS - BY DEPARTING POINT

Unit : Person-Times

| 馬公機場              | 基隆港                 | 臺中港                  | 高雄港                   | 花蓮港                 | 麥寮港                 | 金門<br>所屬港口     | 馬祖<br>所屬港口   | 其他機<br>場、港口  |
|-------------------|---------------------|----------------------|-----------------------|---------------------|---------------------|----------------|--------------|--------------|
| Magong<br>Airport | Keelung<br>Sea Port | Taichung<br>Sea Port | Kaohsiung<br>Sea Port | Hualien<br>Sea Port | Mailiao<br>Sea Port | Kinmen         | Mazu         | Others       |
| 385               | 58,597              | 2,000                | 9,304                 | 567                 | 7                   | 204,127        | 10,302       | 71           |
| 404               | 52,403              | 1,451                | 11,623                | 399                 | 27                  | 260,431        | 17,751       | 1,081        |
| 492               | 14,783              | 1,406                | 11,379                | 317                 | 25                  | 311,497        | 22,285       | 813          |
| 465               | 89,079              | 2,633                | 14,795                | 1,620               | 190                 | 366,233        | 25,566       | 5,615        |
| 449               | 133,333             | 2,056                | 28,153                | 280                 | 745                 | 492,624        | 35,558       | 2,027        |
| 408               | 130,946             | 9,170                | 17,042                | 8,013               | 1,799               | 644,756        | 43,634       | 5,130        |
| 678               | 165,626             | 21,400               | 22,810                | 2,600               | 1,445               | 695,657        | 28,408       | 9,910        |
| —                 | 176,890             | 19,372               | 22,669                | 4,134               | 1,188               | 739,616        | 19,666       | 10,849       |
| 12,244            | 165,362             | 60,002               | 29,884                | 3,845               | 1,250               | 736,087        | 18,169       | 13,003       |
| 1,916             | 18,834              | 7,741                | 4,175                 | 608                 | 107                 | 75,774         | 1,550        | 1,723        |
| 2,606             | 22,544              | 10,710               | 1,989                 | 1,770               | 129                 | 71,099         | 2,142        | 1,222        |
| 2,036             | 19,984              | 4,224                | 3,772                 | 24                  | 79                  | 60,739         | 1,467        | 714          |
| 977               | 25,772              | 7,770                | 3,500                 | 38                  | 92                  | 69,006         | 2,380        | 1,256        |
| 633               | 25,193              | 3,993                | 1,361                 | 59                  | 110                 | 58,264         | 1,141        | 1,241        |
| —                 | 20,120              | 3,055                | 2,617                 | 49                  | 84                  | 50,853         | 1,008        | 956          |
| 1,225             | 17,002              | 5,583                | 3,925                 | 440                 | 152                 | 72,312         | 1,382        | 549          |
| 1,369             | 3,288               | 4,616                | 1,318                 | 84                  | 121                 | 61,602         | 1,109        | 1,260        |
| 526               | 2,003               | 3,910                | 2,732                 | 48                  | 89                  | 55,940         | 899          | 1,223        |
| <b>3,435</b>      | <b>31,770</b>       | <b>24,100</b>        | <b>8,778</b>          | <b>1,884</b>        | <b>512</b>          | <b>217,499</b> | <b>5,809</b> | <b>3,756</b> |
| 306               | 1,752               | 4,210                | 1,471                 | 76                  | 123                 | 47,062         | 965          | 547          |
| 934               | 1,436               | 5,527                | 809                   | 30                  | 125                 | 54,426         | 2,165        | 1,229        |
| 1,304             | 5,115               | 3,516                | 4,617                 | 58                  | 165                 | 53,718         | 983          | 1,271        |
| 891               | 23,467              | 10,847               | 1,881                 | 1,720               | 99                  | 62,293         | 1,696        | 709          |
| -31.67            | 358.79              | 208.50               | -59.26                | 2,865.52            | -40.00              | 15.96          | 72.53        | -44.01       |
| -53.50            | 24.60               | 40.12                | -54.95                | 182.89              | -7.48               | -17.79         | 9.42         | -6.10        |

Source : National Immigration Agency, MOI.



表53. 外僑居留人數及查處違法外來人口

單位：人

| 年(月)別<br>Year (Month)            | 合 法 居 留 外 僑 人 數    |                |                |   |              |                 |               |                   |
|----------------------------------|--------------------|----------------|----------------|---|--------------|-----------------|---------------|-------------------|
|                                  | 合 計<br>Total       |                |                | 年滿十五歲以上居留外僑之<br>Population of 15 Years and Over |              |                 |               |                   |
|                                  | 計<br>Sub-<br>Total | 男<br>Male      | 女<br>Female    | 計<br>Sub-<br>Total                              | 商<br>Trader  | 工程師<br>Engineer | 教師<br>Teacher | 傳教士<br>Missionary |
| 九十三年 2004                        | 423,456            | 157,905        | 265,551        | 413,660   | 4,207        | 3,319           | 6,831         | 1,921             |
| 九十四年 2005                        | 429,703            | 156,370        | 273,333        | 420,526   | 3,878        | 3,117           | 6,630         | 1,800             |
| 九十五年 2006                        | 428,240            | 156,559        | 271,681        | 419,788   | 3,197        | 2,500           | 6,185         | 1,804             |
| 九十六年 2007                        | 433,169            | 163,575        | 269,594        | 425,110   | 3,752        | 2,407           | 6,009         | 1,775             |
| 九十七年 2008                        | 417,385            | 160,987        | 256,398        | 410,053   | 3,474        | 2,072           | 5,655         | 1,729             |
| 九十八年 2009                        | 403,700            | 152,242        | 251,458        | 396,514   | 3,665        | 1,920           | 6,106         | 1,613             |
| 九十九年 2010                        | 418,802            | 160,963        | 257,839        | 411,922   | 3,783        | 2,004           | 5,923         | 1,573             |
| 一〇〇年 2011                        | 466,206            | 190,237        | 275,969        | 458,930   | 4,467        | 2,148           | 6,748         | 1,687             |
| 一〇一年 2012                        | 483,921            | 201,194        | 282,727        | 477,523   | 4,410        | 2,027           | 6,421         | 1,673             |
| 四 月 Apr.                         | 472,965            | 195,335        | 277,630        | 465,471   | 5,054        | 2,309           | 7,003         | 1,693             |
| 五 月 May                          | 470,764            | 194,470        | 276,294        | 463,468   | 4,996        | 2,273           | 6,868         | 1,724             |
| 六 月 June                         | 465,279            | 192,495        | 272,784        | 459,235   | 4,901        | 2,268           | 5,975         | 1,608             |
| 七 月 July                         | 467,479            | 193,822        | 273,657        | 462,020   | 4,741        | 2,247           | 5,628         | 1,573             |
| 八 月 Aug.                         | 473,678            | 196,697        | 276,981        | 466,744   | 4,830        | 2,232           | 6,053         | 1,626             |
| 九 月 Sept.                        | 483,324            | 200,985        | 282,339        | 476,320   | 4,925        | 2,254           | 6,500         | 1,663             |
| 十 月 Oct.                         | 486,098            | 202,203        | 283,895        | 479,001   | 4,739        | 2,205           | 6,687         | 1,674             |
| 十一月 Nov.                         | 486,705            | 203,069        | 283,636        | 479,633   | 4,795        | 2,185           | 6,679         | 1,696             |
| 十二月 Dec.                         | 483,921            | 201,194        | 282,727        | 477,523   | 4,410        | 2,027           | 6,421         | 1,673             |
| <b>一〇二年 2013</b>                 | <b>493,774</b>     | <b>205,049</b> | <b>288,725</b> | <b>486,680</b>                                  | <b>4,923</b> | <b>2,316</b>    | <b>6,839</b>  | <b>1,686</b>      |
| 一 月 Jan.                         | 476,472            | 196,256        | 280,216        | 469,883   | 4,802        | 2,146           | 6,091         | 1,672             |
| 二 月 Feb.                         | 485,308            | 200,466        | 284,842        | 478,258   | 4,919        | 2,234           | 6,688         | 1,694             |
| 三 月 Mar.                         | 489,024            | 202,236        | 286,788        | 482,622   | 4,851        | 2,247           | 6,485         | 1,702             |
| 四 月 Apr.                         | 493,774            | 205,049        | 288,725        | 486,680   | 4,923        | 2,316           | 6,839         | 1,686             |
| 較上月增減(%)<br>VS. with Last Month  | 0.97               | 1.39           | 0.68           | 0.84  | 1.48         | 3.07            | 5.46          | -0.94             |
| 較上年同月增減(%)<br>VS. with Last Year | 4.40               | 4.97           | 4.00           | 4.56  | -2.59        | 0.30            | -2.34         | -0.41             |

資料來源：本部入出國及移民署。

說明：1. 係指年(月)底別。

2. 100年以前違法行為僅含非法工作，101年以後新增從事色情活動及其他違法行為事實之統計。

3. 另含非法入境、漏(跳)船船員。

TABLE 53. FOREIGN RESIDENTS AND FERRETED ILLEGAL FOREIGN RESIDENTS

Unit : Person

| Foreign Residents (1)            |                       |                    |                       |                            |                                      | 查處違法外來人口<br>Ferreted Foreign Illegal Residents |                   |                                       |                |
|----------------------------------|-----------------------|--------------------|-----------------------|----------------------------|--------------------------------------|--|-------------------|---------------------------------------|----------------|
| 經濟活動<br>by Economical Activities |                       |                    |                       |                            | 未滿<br>十五歲<br>兒童<br>Under 15<br>Years | 合 計<br>Total                                   | 單純<br>逾期<br>Delay | 具違法行為事實(2)<br>With Illegal Activities |                |
| 技工技匠<br>Technician               | 外籍勞工<br>Foreign Labor | 其他<br>職業<br>Others | 失業<br>Un-<br>employed | 非勞動力<br>Inactive<br>Person |                                      |  |                   | 未逾期<br>No<br>Overdue                  | 逾期(3)<br>Delay |
| 272                              | 288,898               | 14,820             | 4,342                 | 89,050                     | 9,796                                | 21,086   | 10,974            | 1,119                                 | 8,993          |
| 424                              | 297,287               | 16,533             | 3,957                 | 86,900                     | 9,177                                | 24,316   | 12,348            | 1,283                                 | 10,685         |
| 807                              | 306,418               | 16,031             | 3,329                 | 79,517                     | 8,452                                | 28,463   | 13,393            | 1,850                                 | 13,220         |
| 1,142                            | 321,804               | 15,576             | 2,917                 | 69,728                     | 8,059                                | 18,264   | 9,319             | 1,699                                 | 7,246          |
| 736                              | 316,177               | 17,863             | 2,444                 | 59,903                     | 7,332                                | 16,916   | 9,028             | 582                                   | 7,306          |
| 456                              | 306,408               | 20,024             | 2,145                 | 54,177                     | 7,186                                | 17,336   | 7,112             | 633                                   | 9,591          |
| 485                              | 325,572               | 21,428             | 1,959                 | 49,195                     | 6,880                                | 17,193   | 8,129             | 326                                   | 8,738          |
| 448                              | 367,666               | 23,935             | 1,998                 | 49,833                     | 7,276                                | 16,194   | 8,360             | 399                                   | 7,435          |
| 238                              | 388,843               | 24,008             | 1,783                 | 48,120                     | 6,398                                | 24,284   | 8,744             | 494                                   | 15,046         |
| 460                              | 372,168               | 24,770             | 1,952                 | 50,062                     | 7,494                                | 1,699  | 614               | 57                                    | 1,028          |
| 448                              | 371,232               | 24,720             | 1,936                 | 49,271                     | 7,296                                | 2,111  | 724               | 69                                    | 1,318          |
| 442                              | 374,475               | 24,098             | 1,849                 | 43,619                     | 6,044                                | 1,695  | 707               | 43                                    | 945            |
| 434                              | 381,295               | 23,569             | 1,801                 | 40,732                     | 5,459                                | 2,636  | 967               | 42                                    | 1,627          |
| 404                              | 384,308               | 24,190             | 1,815                 | 41,286                     | 6,934                                | 2,503  | 951               | 41                                    | 1,511          |
| 358                              | 386,863               | 24,398             | 1,804                 | 47,555                     | 7,004                                | 2,270  | 697               | 19                                    | 1,554          |
| 315                              | 388,087               | 24,400             | 1,785                 | 49,109                     | 7,097                                | 2,185  | 569               | 52                                    | 1,564          |
| 298                              | 388,979               | 24,537             | 1,782                 | 48,682                     | 7,072                                | 2,393  | 673               | 21                                    | 1,699          |
| 238                              | 388,843               | 24,008             | 1,783                 | 48,120                     | 6,398                                | 1,991  | 682               | 54                                    | 1,255          |
| <b>260</b>                       | <b>394,647</b>        | <b>24,814</b>      | <b>1,751</b>          | <b>49,444</b>              | <b>7,094</b>                         | <b>7,842</b>                                   | <b>2,430</b>      | <b>141</b>                            | <b>5,271</b>   |
| 256                              | 389,097               | 24,041             | 1,730                 | 40,048                     | 6,589                                | 1,931  | 774               | 34                                    | 1,123          |
| 260                              | 388,877               | 24,541             | 1,747                 | 47,298                     | 7,050                                | 1,469  | 491               | 13                                    | 965            |
| 253                              | 391,924               | 24,434             | 1,714                 | 49,012                     | 6,402                                | 2,259  | 618               | 27                                    | 1,614          |
| 260                              | 394,647               | 24,814             | 1,751                 | 49,444                     | 7,094                                | 2,183  | 547               | 67                                    | 1,569          |
| 2.77                             | 0.69                  | 1.56               | 2.16                  | 0.88                       | 10.81                                | -3.36  | -11.49            | 148.15                                | -2.79          |
| -43.48                           | 6.04                  | 0.18               | -10.30                | -1.23                      | -5.34                                | 28.49  | -10.91            | 17.54                                 | 52.63          |

Source : National Immigration Agency, MOI.

Note : 1. Refers to End of Year (Month).

2. Before 2011, "Illegal Activity" only included illegal workers. Starting from 2012, "Illegal Activity" meant not only working illegally but other facts such as engaging in prostitution and other violations.

3. Including illegal entry and missing seamen.

表54. 外來人口居留人數

單位:人

| 年(月)底別<br>End of Year(Month)     | 總計<br>Grand Total |                |                | 外國人<br>Foreigners |                |                |
|----------------------------------|-------------------|----------------|----------------|-------------------|----------------|----------------|
|                                  | 計<br>Total        | 男<br>Male      | 女<br>Female    | 計<br>Total        | 男<br>Male      | 女<br>Female    |
| 一〇一年 2012                        | 547,726           | 209,279        | 338,447        | 483,921           | 201,194        | 282,727        |
| 四月 Apr.                          | 536,112           | 203,046        | 333,066        | 472,965           | 195,335        | 277,630        |
| 五月 May                           | 533,389           | 202,110        | 331,279        | 470,764           | 194,470        | 276,294        |
| 六月 June                          | 522,263           | 197,955        | 324,308        | 465,279           | 192,495        | 272,784        |
| 七月 July                          | 523,893           | 198,909        | 324,984        | 467,479           | 193,822        | 273,657        |
| 八月 Aug.                          | 531,577           | 202,223        | 329,354        | 473,678           | 196,697        | 276,981        |
| 九月 Sept.                         | 545,397           | 208,338        | 337,059        | 483,324           | 200,985        | 282,339        |
| 十月 Oct.                          | 548,840           | 209,874        | 338,966        | 486,098           | 202,203        | 283,895        |
| 十一月 Nov.                         | 550,606           | 211,207        | 339,399        | 486,705           | 203,069        | 283,636        |
| 十二月 Dec.                         | 547,726           | 209,279        | 338,447        | 483,921           | 201,194        | 282,727        |
| <b>一〇二年 2013</b>                 | <b>555,626</b>    | <b>213,054</b> | <b>342,572</b> | <b>493,774</b>    | <b>205,049</b> | <b>288,725</b> |
| 一月 Jan.                          | 533,973           | 200,427        | 333,546        | 476,472           | 196,256        | 280,216        |
| 二月 Feb.                          | 545,101           | 208,070        | 337,031        | 485,308           | 200,466        | 284,842        |
| 三月 Mar.                          | 550,127           | 209,970        | 340,157        | 489,024           | 202,236        | 286,788        |
| 四月 Apr.                          | 555,626           | 213,054        | 342,572        | 493,774           | 205,049        | 288,725        |
| 較上月增減(%)<br>VS. with Last Month  | 1.00              | 1.47           | 0.71           | 0.97              | 1.39           | 0.68           |
| 較上年同月增減(%)<br>VS. with Last Year | 3.64              | 4.93           | 2.85           | 4.40              | 4.97           | 4.00           |

資料來源：本部入出國及移民署。

TABLE 54. FOREIGN RESIDENTS

Unit:Person

| 大陸地區人民<br>Mainland |              |               | 香港澳門居民<br>H.K & Macao Residents |              |              | 無戶籍國民<br>Nationals No Register in R.O.C. |              |              |
|--------------------|--------------|---------------|---------------------------------|--------------|--------------|--|--------------|--------------|
| 計<br>Total         | 男<br>Male    | 女<br>Female   | 計<br>Total                      | 男<br>Male    | 女<br>Female  | 計<br>Total                               | 男<br>Male    | 女<br>Female  |
| 51,827             | 1,550        | 50,277        | 8,624                           | 4,695        | 3,929        | 3,354                                    | 1,840        | 1,514        |
| 51,207             | 1,382        | 49,825        | 7,994                           | 4,338        | 3,656        | 3,946                                    | 1,991        | 1,955        |
| 50,833             | 1,342        | 49,491        | 7,984                           | 4,330        | 3,654        | 3,808                                    | 1,968        | 1,840        |
| 49,555             | 1,336        | 48,219        | 3,829                           | 2,230        | 1,599        | 3,600                                    | 1,894        | 1,706        |
| 49,749             | 1,380        | 48,369        | 3,159                           | 1,852        | 1,307        | 3,506                                    | 1,855        | 1,651        |
| 50,470             | 1,367        | 49,103        | 3,952                           | 2,304        | 1,648        | 3,477                                    | 1,855        | 1,622        |
| 51,330             | 1,523        | 49,807        | 7,241                           | 3,949        | 3,292        | 3,502                                    | 1,881        | 1,621        |
| 51,261             | 1,444        | 49,817        | 8,058                           | 4,382        | 3,676        | 3,423                                    | 1,845        | 1,578        |
| 51,762             | 1,504        | 50,258        | 8,703                           | 4,756        | 3,947        | 3,436                                    | 1,878        | 1,558        |
| 51,827             | 1,550        | 50,277        | 8,624                           | 4,695        | 3,929        | 3,354                                    | 1,840        | 1,514        |
| <b>50,168</b>      | <b>1,607</b> | <b>48,561</b> | <b>8,639</b>                    | <b>4,729</b> | <b>3,910</b> | <b>3,045</b>                             | <b>1,669</b> | <b>1,376</b> |
| 52,359             | 1,325        | 51,034        | 2,177                           | 1,245        | 932          | 2,965                                    | 1,601        | 1,364        |
| 48,399             | 1,380        | 47,019        | 8,332                           | 4,579        | 3,753        | 3,062                                    | 1,645        | 1,417        |
| 49,707             | 1,461        | 48,246        | 8,304                           | 4,581        | 3,723        | 3,092                                    | 1,692        | 1,400        |
| 50,168             | 1,607        | 48,561        | 8,639                           | 4,729        | 3,910        | 3,045                                    | 1,669        | 1,376        |
| 0.93               | 9.99         | 0.65          | 4.03                            | 3.23         | 5.02         | -1.52                                    | -1.36        | -1.71        |
| -2.03              | 16.28        | -2.54         | 8.07                            | 9.01         | 6.95         | -22.83                                   | -16.17       | -29.62       |

Source : National Immigration Agency, MOI.

表55. 外來人口停留人數

單位:人

| 年(月)底別<br>End of Year(Month)     | 總計<br>Grand Total |               |               | 外國人<br>Foreigners |               |               |
|----------------------------------|-------------------|---------------|---------------|-------------------|---------------|---------------|
|                                  | 計<br>Total        | 男<br>Male     | 女<br>Female   | 計<br>Total        | 男<br>Male     | 女<br>Female   |
| 一〇一年 2012                        | 156,622           | 77,337        | 79,285        | 103,101           | 54,318        | 48,783        |
| 四月 Apr.                          | 107,561           | 54,389        | 53,172        | 65,532            | 36,845        | 28,687        |
| 五月 May                           | 98,436            | 49,576        | 48,860        | 58,706            | 32,288        | 26,418        |
| 六月 June                          | 112,847           | 56,859        | 55,988        | 66,892            | 37,243        | 29,649        |
| 七月 July                          | 108,519           | 52,569        | 55,950        | 59,865            | 33,901        | 25,964        |
| 八月 Aug.                          | 83,792            | 43,731        | 40,061        | 50,074            | 28,707        | 21,367        |
| 九月 Sept.                         | 128,521           | 60,469        | 68,052        | 57,616            | 30,773        | 26,843        |
| 十月 Oct.                          | 123,876           | 63,485        | 60,391        | 58,289            | 33,810        | 24,479        |
| 十一月 Nov.                         | 107,703           | 55,173        | 52,530        | 68,055            | 37,473        | 30,582        |
| 十二月 Dec.                         | 156,622           | 77,337        | 79,285        | 103,101           | 54,318        | 48,783        |
| <b>一〇二年 2013</b>                 | <b>130,419</b>    | <b>62,523</b> | <b>67,896</b> | <b>59,696</b>     | <b>33,154</b> | <b>26,542</b> |
| 一月 Jan.                          | 68,501            | 38,104        | 30,397        | 51,108            | 31,244        | 19,864        |
| 二月 Feb.                          | 115,884           | 57,706        | 58,178        | 60,989            | 33,991        | 26,998        |
| 三月 Mar.                          | 148,106           | 69,211        | 78,895        | 63,598            | 33,940        | 29,658        |
| 四月 Apr.                          | 130,419           | 62,523        | 67,896        | 59,696            | 33,154        | 26,542        |
| 較上月增減(%)<br>VS. with Last Month  | -11.94            | -9.66         | -13.94        | -6.14             | -2.32         | -10.51        |
| 較上年同月增減(%)<br>VS. with Last Year | 21.25             | 14.96         | 27.69         | -8.91             | -10.02        | -7.48         |

資料來源：本部入出國及移民署。

TABLE 55. FOREIGN SOJOURNS

Unit:Person

| 大陸地區人民<br>Mainland |               |               | 香港澳門居民<br>H.K & Macao Residents |              |              | 無戶籍國民<br>Nationals No Register in R.O.C. |           |             |
|--------------------|---------------|---------------|---------------------------------|--------------|--------------|--|-----------|-------------|
| 計<br>Total         | 男<br>Male     | 女<br>Female   | 計<br>Total                      | 男<br>Male    | 女<br>Female  | 計<br>Total                               | 男<br>Male | 女<br>Female |
| 43,932             | 18,157        | 25,775        | 9,353                           | 4,725        | 4,628        | 236                                      | 137       | 99          |
| 39,250             | 16,352        | 22,898        | 2,659                           | 1,144        | 1,515        | 120                                      | 48        | 72          |
| 34,860             | 15,195        | 19,665        | 4,698                           | 2,017        | 2,681        | 172                                      | 76        | 96          |
| 37,997             | 16,205        | 21,792        | 7,716                           | 3,309        | 4,407        | 242                                      | 102       | 140         |
| 41,156             | 15,014        | 26,142        | 7,266                           | 3,542        | 3,724        | 232                                      | 112       | 120         |
| 25,433             | 11,114        | 14,319        | 8,055                           | 3,787        | 4,268        | 230                                      | 123       | 107         |
| 53,480             | 21,690        | 31,790        | 16,994                          | 7,801        | 9,193        | 431                                      | 205       | 226         |
| 55,879             | 24,796        | 31,083        | 9,483                           | 4,760        | 4,723        | 225                                      | 119       | 106         |
| 31,017             | 13,501        | 17,516        | 8,440                           | 4,100        | 4,340        | 191                                      | 99        | 92          |
| 43,932             | 18,157        | 25,775        | 9,353                           | 4,725        | 4,628        | 236                                      | 137       | 99          |
| <b>60,230</b>      | <b>24,202</b> | <b>36,028</b> | <b>10,285</b>                   | <b>5,069</b> | <b>5,216</b> | <b>208</b>                               | <b>98</b> | <b>110</b>  |
| 13,316             | 4,824         | 8,492         | 3,899                           | 1,938        | 1,961        | 178                                      | 98        | 80          |
| 45,057             | 18,715        | 26,342        | 9,654                           | 4,902        | 4,752        | 184                                      | 98        | 86          |
| 62,278             | 24,923        | 37,355        | 21,802                          | 10,144       | 11,658       | 428                                      | 204       | 224         |
| 60,230             | 24,202        | 36,028        | 10,285                          | 5,069        | 5,216        | 208                                      | 98        | 110         |
| -3.29              | -2.89         | -3.55         | -52.83                          | -50.03       | -55.26       | -51.40                                   | -51.96    | -50.89      |
| 53.45              | 48.01         | 57.34         | 286.80                          | 343.09       | 244.29       | 73.33                                    | 104.17    | 52.78       |

Source : National Immigration Agency, MOI.

表56. 外來人口逾期居留人數

單位:人

| 年(月)底別<br>End of Year(Month)     | 總計<br>Grand Total |               |               | 外國人<br>Foreigners |               |               |
|----------------------------------|-------------------|---------------|---------------|-------------------|---------------|---------------|
|                                  | 計<br>Total        | 男<br>Male     | 女<br>Female   | 計<br>Total        | 男<br>Male     | 女<br>Female   |
| 一〇一年 2012                        | 44,417            | 14,928        | 29,489        | 43,881            | 14,895        | 28,986        |
| 四月 Apr.                          | 41,590            | 13,900        | 27,690        | 41,251            | 13,879        | 27,372        |
| 五月 May                           | 41,720            | 13,991        | 27,729        | 41,376            | 13,969        | 27,407        |
| 六月 June                          | 42,816            | 14,539        | 28,277        | 42,487            | 14,518        | 27,969        |
| 七月 July                          | 42,852            | 14,646        | 28,206        | 42,534            | 14,626        | 27,908        |
| 八月 Aug.                          | 43,619            | 15,058        | 28,561        | 43,302            | 15,038        | 28,264        |
| 九月 Sept.                         | 44,779            | 15,658        | 29,121        | 44,464            | 15,637        | 28,827        |
| 十月 Oct.                          | 43,335            | 14,997        | 28,338        | 43,006            | 14,976        | 28,030        |
| 十一月 Nov.                         | 44,338            | 14,964        | 29,374        | 44,027            | 14,941        | 29,086        |
| 十二月 Dec.                         | 44,417            | 14,928        | 29,489        | 43,881            | 14,895        | 28,986        |
| <b>一〇二年 2013</b>                 | <b>46,375</b>     | <b>15,648</b> | <b>30,727</b> | <b>45,799</b>     | <b>15,613</b> | <b>30,186</b> |
| 一月 Jan.                          | 44,327            | 14,711        | 29,616        | 43,699            | 14,671        | 29,028        |
| 二月 Feb.                          | 44,692            | 14,849        | 29,843        | 44,108            | 14,811        | 29,297        |
| 三月 Mar.                          | 46,141            | 15,430        | 30,711        | 45,551            | 15,393        | 30,158        |
| 四月 Apr.                          | 46,375            | 15,648        | 30,727        | 45,799            | 15,613        | 30,186        |
| 較上月增減(%)<br>VS. with Last Month  | 0.51              | 1.41          | 0.05          | 0.54              | 1.43          | 0.09          |
| 較上年同月增減(%)<br>VS. with Last Year | 11.51             | 12.58         | 10.97         | 11.03             | 12.49         | 10.28         |

資料來源:本部入出國及移民署。

TABLE 56. OVERSTAYED FOREIGN NATIONALS WITH RESIDENT VISA

Unit:Person

| 大陸地區人民<br>Mainland |           |             | 香港澳門居民<br>H.K & Macao Residents |           |             | 無戶籍國民<br>Nationals No Register in R.O.C. |           |             |
|--------------------|-----------|-------------|---------------------------------|-----------|-------------|--|-----------|-------------|
| 計<br>Total         | 男<br>Male | 女<br>Female | 計<br>Total                      | 男<br>Male | 女<br>Female | 計<br>Total                               | 男<br>Male | 女<br>Female |
| 536                | 33        | 503         | —                               | —         | —           | —  | —         | —           |
| 339                | 21        | 318         | —                               | —         | —           | —  | —         | —           |
| 344                | 22        | 322         | —                               | —         | —           | —  | —         | —           |
| 329                | 21        | 308         | —                               | —         | —           | —  | —         | —           |
| 318                | 20        | 298         | —                               | —         | —           | —  | —         | —           |
| 317                | 20        | 297         | —                               | —         | —           | —  | —         | —           |
| 315                | 21        | 294         | —                               | —         | —           | —  | —         | —           |
| 329                | 21        | 308         | —                               | —         | —           | —  | —         | —           |
| 311                | 23        | 288         | —                               | —         | —           | —  | —         | —           |
| 536                | 33        | 503         | —                               | —         | —           | —  | —         | —           |
| <b>576</b>         | <b>35</b> | <b>541</b>  | —                               | —         | —           | —  | —         | —           |
| 628                | 40        | 588         | —                               | —         | —           | —  | —         | —           |
| 584                | 38        | 546         | —                               | —         | —           | —  | —         | —           |
| 590                | 37        | 553         | —                               | —         | —           | —  | —         | —           |
| 576                | 35        | 541         | —                               | —         | —           | —  | —         | —           |
| -2.37              | -5.41     | -2.17       | —                               | —         | —           | —  | —         | —           |
| 69.91              | 66.67     | 70.13       | —                               | —         | —           | —  | —         | —           |

Source : National Immigration Agency, MOI.

表57. 外來人口逾期停留人數

單位：人

| 年(月)底別<br>End of Year(Month)     | 總計<br>Grand Total |               |               | 外國人<br>Foreigners |               |              |
|----------------------------------|-------------------|---------------|---------------|-------------------|---------------|--------------|
|                                  | 計<br>Total        | 男<br>Male     | 女<br>Female   | 計<br>Total        | 男<br>Male     | 女<br>Female  |
| 一〇一年 2012                        | 22,279            | 11,249        | 11,030        | 19,300            | 10,334        | 8,966        |
| 四月 Apr.                          | 20,382            | 10,091        | 10,291        | 17,043            | 9,162         | 7,881        |
| 五月 May                           | 22,105            | 11,044        | 11,061        | 18,792            | 10,128        | 8,664        |
| 六月 June                          | 20,614            | 10,287        | 10,327        | 17,319            | 9,357         | 7,962        |
| 七月 July                          | 20,413            | 10,208        | 10,205        | 17,132            | 9,289         | 7,843        |
| 八月 Aug.                          | 21,218            | 10,405        | 10,813        | 17,932            | 9,484         | 8,448        |
| 九月 Sept.                         | 20,651            | 10,421        | 10,230        | 17,319            | 9,434         | 7,885        |
| 十月 Oct.                          | 20,717            | 10,389        | 10,328        | 17,423            | 9,459         | 7,964        |
| 十一月 Nov.                         | 22,147            | 11,124        | 11,023        | 19,352            | 10,360        | 8,992        |
| 十二月 Dec.                         | 22,279            | 11,249        | 11,030        | 19,300            | 10,334        | 8,966        |
| <b>一〇二年 2013</b>                 | <b>23,207</b>     | <b>11,703</b> | <b>11,504</b> | <b>19,437</b>     | <b>10,373</b> | <b>9,064</b> |
| 一月 Jan.                          | 22,234            | 11,270        | 10,964        | 19,174            | 10,342        | 8,832        |
| 二月 Feb.                          | 22,451            | 11,396        | 11,055        | 19,394            | 10,463        | 8,931        |
| 三月 Mar.                          | 22,303            | 11,274        | 11,029        | 19,298            | 10,350        | 8,948        |
| 四月 Apr.                          | 23,207            | 11,703        | 11,504        | 19,437            | 10,373        | 9,064        |
| 較上月增減(%)<br>VS. with Last Month  | 4.05              | 3.81          | 4.31          | 0.72              | 0.22          | 1.30         |
| 較上年同月增減(%)<br>VS. with Last Year | 13.86             | 15.97         | 11.79         | 14.05             | 13.22         | 15.01        |

資料來源：本部入出國及移民署。

TABLE 57. OVERSTAYED FOREIGN NATIONALS WITH TOURIST VISA

Unit: Person

| 大陸地區人民<br>Mainland |            |              | 香港澳門居民<br>H.K & Macao Residents |            |             | 無戶籍國民<br>Nationals No Register in R.O.C. |           |             |
|--------------------|------------|--------------|---------------------------------|------------|-------------|--|-----------|-------------|
| 計<br>Total         | 男<br>Male  | 女<br>Female  | 計<br>Total                      | 男<br>Male  | 女<br>Female | 計<br>Total                               | 男<br>Male | 女<br>Female |
| 2,119              | 505        | 1,614        | 717                             | 336        | 381         | 143                                      | 74        | 69          |
| 2,514              | 541        | 1,973        | 696                             | 324        | 372         | 129                                      | 64        | 65          |
| 2,479              | 526        | 1,953        | 703                             | 324        | 379         | 131                                      | 66        | 65          |
| 2,471              | 538        | 1,933        | 696                             | 327        | 369         | 128                                      | 65        | 63          |
| 2,439              | 517        | 1,922        | 701                             | 326        | 375         | 141                                      | 76        | 65          |
| 2,439              | 517        | 1,922        | 706                             | 329        | 377         | 141                                      | 75        | 66          |
| 2,445              | 546        | 1,899        | 745                             | 365        | 380         | 142                                      | 76        | 66          |
| 2,471              | 538        | 1,933        | 696                             | 327        | 369         | 127                                      | 65        | 62          |
| 2,373              | 544        | 1,829        | 300                             | 152        | 148         | 122                                      | 68        | 54          |
| 2,119              | 505        | 1,614        | 717                             | 336        | 381         | 143                                      | 74        | 69          |
| <b>2,897</b>       | <b>909</b> | <b>1,988</b> | <b>731</b>                      | <b>347</b> | <b>384</b>  | <b>142</b>                               | <b>74</b> | <b>68</b>   |
| 2,195              | 516        | 1,679        | 724                             | 339        | 385         | 141                                      | 73        | 68          |
| 2,195              | 519        | 1,676        | 721                             | 341        | 380         | 141                                      | 73        | 68          |
| 2,137              | 505        | 1,632        | 722                             | 342        | 380         | 146                                      | 77        | 69          |
| 2,897              | 909        | 1,988        | 731                             | 347        | 384         | 142                                      | 74        | 68          |
| 35.56              | 80.00      | 21.81        | 1.25                            | 1.46       | 1.05        | -2.74                                    | -3.90     | -1.45       |
| 15.23              | 68.02      | 0.76         | 5.03                            | 7.10       | 3.23        | 10.08                                    | 15.63     | 4.62        |

Source : National Immigration Agency, MOI.

表58. 小三通統計

單位：人

| 年(月)別<br>Year(month) | 總計<br>Grand Total |                      |                        |                   | 入境<br>Entry    |                      |
|----------------------|-------------------|----------------------|------------------------|-------------------|----------------|----------------------|
|                      | 計<br>Total        | 臺灣地區<br>人民<br>Taiwan | 大陸地區<br>人民<br>Mainland | 外國人民<br>Foreigner | 計<br>Total     | 臺灣地區<br>人民<br>Taiwan |
|                      | 九十三年 2004         | 427,947              | 401,227                | 26,720            | —              | 213,518              |
| 九十四年 2005            | 555,160           | 514,572              | 40,588                 | —                 | 276,978        | 256,438              |
| 九十五年 2006            | 664,255           | 579,676              | 84,579                 | —                 | 330,341        | 287,893              |
| 九十六年 2007            | 778,880           | 670,446              | 108,431                | 3                 | 387,081        | 332,935              |
| 九十七年 2008            | 1,047,037         | 959,957              | 82,195                 | 4,885             | 518,855        | 475,625              |
| 九十八年 2009            | 1,378,388         | 1,134,892            | 222,758                | 20,738            | 687,429        | 565,861              |
| 九十九年 2010            | 1,447,639         | 1,063,765            | 358,877                | 24,997            | 721,746        | 532,078              |
| 一〇〇年 2011            | 1,516,351         | 1,078,511            | 406,428                | 31,412            | 755,787        | 539,453              |
| 一〇一年 2012            | 1,494,718         | 1,044,120            | 417,066                | 33,532            | 739,538        | 525,017              |
| 四月 Apr.              | 157,956           | 88,653               | 65,873                 | 3,430             | 79,721         | 44,695               |
| 五月 May               | 139,595           | 86,842               | 49,742                 | 3,011             | 66,354         | 43,219               |
| 六月 June              | 122,246           | 88,124               | 31,901                 | 2,221             | 60,040         | 44,034               |
| 七月 July              | 139,825           | 103,481              | 34,096                 | 2,248             | 68,434         | 51,430               |
| 八月 Aug.              | 118,311           | 87,622               | 28,618                 | 2,071             | 58,906         | 45,630               |
| 九月 Sept.             | 109,735           | 85,087               | 22,144                 | 2,504             | 57,871         | 45,102               |
| 十月 Oct.              | 141,537           | 92,614               | 45,309                 | 3,614             | 67,840         | 43,964               |
| 十一月 Nov.             | 122,936           | 83,694               | 35,445                 | 3,797             | 60,223         | 42,520               |
| 十二月 Dec.             | 113,350           | 79,933               | 29,833                 | 3,584             | 56,511         | 40,728               |
| <b>一〇二年 2013</b>     | <b>445,067</b>    | <b>331,435</b>       | <b>102,779</b>         | <b>10,853</b>     | <b>221,749</b> | <b>167,980</b>       |
| 一月 Jan.              | 95,030            | 76,752               | 16,098                 | 2,180             | 47,003         | 39,205               |
| 二月 Feb.              | 108,107           | 85,187               | 21,030                 | 1,890             | 51,515         | 40,496               |
| 三月 Mar.              | 115,339           | 86,413               | 25,782                 | 3,144             | 60,630         | 45,624               |
| 四月 Apr.              | 126,591           | 83,083               | 39,869                 | 3,639             | 62,601         | 42,655               |
| 金門 Kinmen            | 123,195           | 80,291               | 39,466                 | 3,438             | 60,902         | 41,293               |
| 馬祖 Mazu              | 3,391             | 2,792                | 401                    | 198               | 1,695          | 1,362                |
| 澎湖 Penghu            | 5                 | —                    | 2                      | 3                 | 4              | —                    |

資料來源：本部入出國及移民署。

說明：金馬小三通於民國90年1月1日實施，並自97年10月15日起增加澎湖。

Table 58. MINI THREE-LINK TRANSPORTATION

Unit: Person

| 入境<br>Entry            |                   | 出境<br>Exit     |                      |                        |                   |
|------------------------|-------------------|----------------|----------------------|------------------------|-------------------|
| 大陸地區<br>人民<br>Mainland | 外國人民<br>Foreigner | 計<br>Total     | 臺灣地區<br>人民<br>Taiwan | 大陸地區<br>人民<br>Mainland | 外國人民<br>Foreigner |
| 14,499                 | —                 | 214,429        | 202,208              | 12,221                 | —                 |
| 20,540                 | —                 | 278,182        | 258,134              | 20,048                 | —                 |
| 42,448                 | —                 | 333,914        | 291,783              | 42,131                 | —                 |
| 54,146                 | —                 | 391,799        | 337,511              | 54,285                 | 3                 |
| 40,912                 | 2,318             | 528,182        | 484,332              | 41,283                 | 2,567             |
| 111,139                | 10,429            | 690,959        | 569,031              | 111,619                | 10,309            |
| 177,068                | 12,600            | 725,893        | 531,687              | 181,809                | 12,397            |
| 200,587                | 15,747            | 760,564        | 539,058              | 205,841                | 15,665            |
| 197,746                | 16,775            | 755,180        | 519,103              | 219,320                | 16,757            |
| 33,265                 | 1,761             | 78,235         | 43,958               | 32,608                 | 1,669             |
| 21,702                 | 1,433             | 73,241         | 43,623               | 28,040                 | 1,578             |
| 14,881                 | 1,125             | 62,206         | 44,090               | 17,020                 | 1,096             |
| 15,859                 | 1,145             | 71,391         | 52,051               | 18,237                 | 1,103             |
| 12,248                 | 1,028             | 59,405         | 41,992               | 16,370                 | 1,043             |
| 11,472                 | 1,297             | 51,864         | 39,985               | 10,672                 | 1,207             |
| 22,104                 | 1,772             | 73,697         | 48,650               | 23,205                 | 1,842             |
| 15,831                 | 1,872             | 62,713         | 41,174               | 19,614                 | 1,925             |
| 13,954                 | 1,829             | 56,839         | 39,205               | 15,879                 | 1,755             |
| <b>48,309</b>          | <b>5,460</b>      | <b>223,318</b> | <b>163,455</b>       | <b>54,470</b>          | <b>5,393</b>      |
| 6,704                  | 1,094             | 48,027         | 37,547               | 9,394                  | 1,086             |
| 10,088                 | 931               | 56,592         | 44,691               | 10,942                 | 959               |
| 13,416                 | 1,590             | 54,709         | 40,789               | 12,366                 | 1,554             |
| 18,101                 | 1,845             | 63,990         | 40,428               | 21,768                 | 1,794             |
| 17,866                 | 1,743             | 62,293         | 38,998               | 21,600                 | 1,695             |
| 233                    | 100               | 1,696          | 1,430                | 168                    | 98                |
| 2                      | 2                 | 1              | —                    | —                      | 1                 |

Source : National Immigration Agency, MOI.

Notes : Kinmen and Mazu mini three-link transportation was implemented on January 1, 2001, and Penghu was included since October 15, 2008.

表59. 大陸地區配偶申請來臺團聚面談

| 年(月)別<br>Year (Month)            | 初次面談<br>First-time Interviews |                             |                                |                               | 件數<br>合計<br>Total Cases |
|----------------------------------|-------------------------------|-----------------------------|--------------------------------|-------------------------------|-------------------------|
|                                  | 件數<br>合計<br>Total Cases       | 通過面談<br>件數<br>Passed(Cases) | 不予通過<br>面談件數<br>Refused(Cases) | 不予通過<br>比率(%)<br>Refused Rate |                         |
| 九十七年 2008                        | 12,554                        | 9,291                       | 3,263                          | 25.99                         | ...                     |
| 九十八年 2009                        | 10,567                        | 8,160                       | 2,407                          | 22.78                         | ...                     |
| 九十九年 2010                        | 7,276                         | 5,515                       | 1,761                          | 24.20                         | ...                     |
| 一〇〇年 2011                        | 6,445                         | 4,615                       | 1,830                          | 28.39                         | ...                     |
| 一〇一年 2012                        | 5,959                         | 3,947                       | 2,012                          | 33.76                         | 10,283                  |
| 四月 Apr.                          | 476                           | 331                         | 145                            | 30.46                         | 857                     |
| 五月 May                           | 512                           | 350                         | 162                            | 31.64                         | 800                     |
| 六月 June                          | 512                           | 330                         | 182                            | 35.55                         | 849                     |
| 七月 July                          | 525                           | 340                         | 185                            | 35.24                         | 834                     |
| 八月 Aug.                          | 528                           | 340                         | 188                            | 35.61                         | 791                     |
| 九月 Sept.                         | 524                           | 344                         | 180                            | 34.35                         | 914                     |
| 十月 Oct.                          | 544                           | 358                         | 186                            | 34.19                         | 816                     |
| 十一月 Nov.                         | 450                           | 286                         | 164                            | 36.44                         | 781                     |
| 十二月 Dec.                         | 494                           | 319                         | 175                            | 35.43                         | 821                     |
| 一〇二年 2013                        | <b>1,650</b>                  | <b>1,067</b>                | <b>583</b>                     | <b>35.33</b>                  | <b>3,203</b>            |
| 一月 Jan.                          | 590                           | 361                         | 229                            | 38.81                         | 810                     |
| 二月 Feb.                          | 305                           | 205                         | 100                            | 32.79                         | 929                     |
| 三月 Mar.                          | 355                           | 233                         | 122                            | 34.37                         | 712                     |
| 四月 Apr.                          | 400                           | 268                         | 132                            | 33.00                         | 752                     |
| 較上月增減(%)<br>VS. with Last Month  | 12.68                         | 15.02                       | 8.20                           | -1.37                         | 5.62                    |
| 較上年同月增減(%)<br>VS. with Last Year | -15.97                        | -19.03                      | -8.97                          | 2.54                          | -12.25                  |

資料來源：本部入出國及移民署。  
說明：101年起新增「國境線面談」統計。

TABLE 59. INTERVIEW APPLICATIONS FOR MAINLAND CHINESE SPOUSES COMING TO TAIWAN TO GET TOGETHER WITH FAMILY MEMBERS

| 國境線面談<br>Border Interviews      |                                    |   |                               | 二度面談<br>Secondary Interviews |                                 |                                    |                               |
|---------------------------------|------------------------------------|---|-------------------------------|------------------------------|---------------------------------|------------------------------------|-------------------------------|
| 通過面談<br>件數<br>Passed<br>(Cases) | 不予通過<br>面談件數<br>Refused<br>(Cases) | 需二度<br>面談件數<br>Require<br>Secondary<br>Interviews | 不予通過<br>比率(%)<br>Refused Rate | 件數<br>合計<br>Total Cases      | 通過面談<br>件數<br>Passed<br>(Cases) | 不予通過<br>面談件數<br>Refused<br>(Cases) | 不予通過<br>比率(%)<br>Refused Rate |
| ...                             | ...                                | ...   | ...                           | 1,353                        | 1,156                           | 197                                | 14.56                         |
| ...                             | ...                                | ...   | ...                           | 1,707                        | 1,445                           | 262                                | 15.35                         |
| ...                             | ...                                | ...   | ...                           | 1,319                        | 1,159                           | 160                                | 12.13                         |
| ...                             | ...                                | ...   | ...                           | 1,079                        | 926                             | 153                                | 14.18                         |
| 8,936                           | 96                                 | 1,251   | 1.06                          | 1,179                        | 980                             | 199                                | 16.88                         |
| 738                             | 7                                  | 112   | 0.94                          | 93                           | 78                              | 15                                 | 16.13                         |
| 714                             | 7                                  | 79  | 0.97                          | 112                          | 92                              | 20                                 | 17.86                         |
| 748                             | 6                                  | 95  | 0.80                          | 84                           | 70                              | 14                                 | 16.67                         |
| 733                             | 7                                  | 94  | 0.95                          | 80                           | 68                              | 12                                 | 15.00                         |
| 669                             | 10                                 | 112   | 1.47                          | 108                          | 88                              | 20                                 | 18.52                         |
| 803                             | 11                                 | 100   | 1.35                          | 100                          | 83                              | 17                                 | 17.00                         |
| 682                             | 5                                  | 129   | 0.73                          | 105                          | 95                              | 10                                 | 9.52                          |
| 635                             | 18                                 | 128   | 2.76                          | 124                          | 97                              | 27                                 | 21.77                         |
| 689                             | 11                                 | 121   | 1.57                          | 124                          | 101                             | 23                                 | 18.55                         |
| <b>2,719</b>                    | <b>73</b>                          | <b>411</b>  | <b>2.61</b>                   | <b>421</b>                   | <b>337</b>                      | <b>84</b>                          | <b>19.95</b>                  |
| 690                             | 14                                 | 106   | 1.99                          | 138                          | 104                             | 34                                 | 24.64                         |
| 833                             | 9                                  | 87  | 1.07                          | 90                           | 73                              | 17                                 | 18.89                         |
| 568                             | 21                                 | 123   | 3.57                          | 93                           | 76                              | 17                                 | 18.28                         |
| 628                             | 29                                 | 95  | 4.41                          | 100                          | 84                              | 16                                 | 16.00                         |
| 10.56                           | 38.10                              | -22.76  | 0.85                          | 7.53                         | 10.53                           | -5.88                              | -2.28                         |
| -14.91                          | 314.29                             | -15.18  | 3.47                          | 7.53                         | 7.69                            | 6.67                               | -0.13                         |

Source : National Immigration Agency, MOI.  
Note : The figures include "Border Interviews" since 2012.

表60. 外籍配偶照顧輔導基金核定補助

| 年(雙月)別<br>Year (Bi-month)          |              | 總 計<br>Total          |                                      |                        |                                       |
|------------------------------------|--------------|-----------------------|--------------------------------------|------------------------|---------------------------------------|
|                                    |              | 申請件數<br>Cases Applied | 申請金額(元)<br>Amount Applied<br>(NT.\$) | 核定件數<br>Cases Approved | 核定金額(元)<br>Amount Approved<br>(NT.\$) |
| 九十六年                               | 2007         | 255                   | 499,800,290                          | 118                    | 242,734,563                           |
| 九十七年                               | 2008         | 254                   | 286,976,780                          | 193                    | 239,767,580                           |
| 九十八年                               | 2009         | 291                   | 300,495,813                          | 194                    | 186,481,664                           |
| 九十九年                               | 2010         | 533                   | 407,041,517                          | 362                    | 223,678,389                           |
| 一〇〇年                               | 2011         | 650                   | 436,353,211                          | 342                    | 208,799,737                           |
| 一〇一年                               | 2012         | 624                   | 581,381,031                          | 457                    | 434,579,407                           |
| 三-四月                               | Mar. ~ Apr.  | 104                   | 32,246,082                           | 78                     | 17,332,584                            |
| 五-六月                               | May ~ June   | 258                   | 141,323,053                          | 167                    | 80,977,895                            |
| 七-八月                               | July ~ Aug.  | 81                    | 229,375,740                          | 61                     | 197,387,316                           |
| 九-十月                               | Sept. ~ Oct. | 98                    | 144,209,975                          | 88                     | 120,598,322                           |
| 十一-十二月                             | Nov. ~ Dec.  | 83                    | 34,226,181                           | 63                     | 18,283,290                            |
| <b>一〇二年</b>                        | <b>2013</b>  | <b>293</b>            | <b>224,994,763</b>                   | <b>182</b>             | <b>193,658,569</b>                    |
| 一-二月                               | Jan. ~ Feb.  | —                     | —                                    | —                      | —                                     |
| 三-四月                               | Mar. ~ Apr.  | 293                   | 224,994,763                          | 182                    | 193,658,569                           |
| 較上期增減(%)<br>VS. with Last Bi-month |              | —                     | —                                    | —                      | —                                     |
| 較上年同期增減(%)<br>VS. with Last Year   |              | 181.73                | 597.74                               | 133.33                 | 1,017.31                              |

TABLE 60. SUBSIDIES OF FOREIGN SPOUSES CARE AND ASSISTANCE FUND

| 中央政府<br>Central Government |                                      |                        |                                       |
|----------------------------|--------------------------------------|------------------------|---------------------------------------|
| 申請件數<br>Cases Applied      | 申請金額(元)<br>Amount Applied<br>(NT.\$) | 核定件數<br>Cases Approved | 核定金額(元)<br>Amount Approved<br>(NT.\$) |
| 23                         | 213,659,341                          | 17                     | 172,139,854                           |
| 38                         | 68,547,781                           | 22                     | 50,656,957                            |
| 39                         | 74,085,731                           | 20                     | 58,457,314                            |
| 24                         | 60,013,719                           | 19                     | 44,336,104                            |
| 38                         | 78,248,828                           | 15                     | 46,847,798                            |
| 31                         | 277,351,189                          | 25                     | 264,886,108                           |
| 3                          | 2,175,239                            | 2                      | 2,007,539                             |
| 11                         | 56,245,664                           | 10                     | 55,067,560                            |
| 5                          | 192,979,786                          | 5                      | 185,185,777                           |
| 4                          | 18,428,000                           | 4                      | 18,141,932                            |
| 8                          | 7,522,500                            | 4                      | 4,483,300                             |
| <b>8</b>                   | <b>166,809,530</b>                   | <b>6</b>               | <b>164,245,384</b>                    |
| —                          | —                                    | —                      | —                                     |
| 166.67                     | 7,568.56                             | 200.00                 | 8,081.43                              |



表60. 外籍配偶照顧輔導基金核定補助(續)

| 年(雙月)別<br>Year (Bi-month)          | 地方政府<br>Local Government |                                      |                        |                                       |
|------------------------------------|--------------------------|--------------------------------------|------------------------|---------------------------------------|
|                                    | 申請件數<br>Cases Applied    | 申請金額(元)<br>Amount Applied<br>(NT.\$) | 核定件數<br>Cases Approved | 核定金額(元)<br>Amount Approved<br>(NT.\$) |
| 九十六年 2007                          | 106                      | 157,029,574                          | 48                     | 44,392,350                            |
| 九十七年 2008                          | 83                       | 123,067,724                          | 99                     | 167,359,896                           |
| 九十八年 2009                          | 107                      | 130,774,901                          | 98                     | 111,507,140                           |
| 九十九年 2010                          | 205                      | 171,437,414                          | 130                    | 122,372,899                           |
| 一〇〇年 2011                          | 126                      | 136,951,199                          | 101                    | 116,567,459                           |
| 一〇一年 2012                          | 199                      | 158,386,040                          | 150                    | 126,440,444                           |
| 三-四月 Mar. ~ Apr.                   | 33                       | 12,676,672                           | 26                     | 8,074,035                             |
| 五-六月 May ~ June                    | 81                       | 18,977,773                           | 43                     | 11,417,890                            |
| 七-八月 July ~ Aug.                   | 17                       | 8,141,269                            | 15                     | 6,235,209                             |
| 九-十月 Sept. ~ Oct.                  | 63                       | 114,387,931                          | 62                     | 97,062,820                            |
| 十一-十二月 Nov. ~ Dec.                 | 5                        | 4,202,395                            | 4                      | 3,650,490                             |
| <b>一〇二年 2013</b>                   | <b>96</b>                | <b>15,737,353</b>                    | <b>42</b>              | <b>9,733,620</b>                      |
| 一-二月 Jan. ~ Feb.                   | —                        | —                                    | —                      | —                                     |
| 三-四月 Mar. ~ Apr.                   | 96                       | 15,737,353                           | 42                     | 9,733,620                             |
| 較上期增減(%)<br>VS. with Last Bi-month | —                        | —                                    | —                      | —                                     |
| 較上年同期增減(%)<br>VS. with Last Year   | 190.91                   | 24.14                                | 61.54                  | 20.55                                 |

資料來源：本部入出國及移民署。  
說明：本表資料係於每雙數月彙編。

TABLE 60. SUBSIDIES OF FOREIGN SPOUSES CARE AND ASSISTANCE FUND(CONT.)

| 申請件數<br>Cases Applied | 申請金額(元)<br>Amount Applied<br>(NT.\$) | 核定件數<br>Cases Approved | 核定金額(元)<br>Amount Approved<br>(NT.\$) |
|-----------------------|--------------------------------------|------------------------|---------------------------------------|
|                       |                                      |                        |                                       |
| 126                   | 129,111,375                          | 53                     | 26,202,359                            |
| 133                   | 95,361,275                           | 72                     | 21,750,727                            |
| 145                   | 95,635,181                           | 76                     | 16,517,210                            |
| 304                   | 175,590,384                          | 213                    | 56,969,386                            |
| 486                   | 221,153,184                          | 226                    | 45,384,480                            |
| 394                   | 145,643,802                          | 282                    | 43,252,855                            |
| 68                    | 17,394,171                           | 50                     | 7,251,010                             |
| 166                   | 66,099,616                           | 114                    | 14,492,445                            |
| 59                    | 28,254,685                           | 41                     | 5,966,330                             |
| 31                    | 11,394,044                           | 22                     | 5,393,570                             |
| 70                    | 22,501,286                           | 55                     | 10,149,500                            |
| <b>189</b>            | <b>42,447,880</b>                    | <b>134</b>             | <b>19,679,565</b>                     |
| —                     | —                                    | —                      | —                                     |
| 189                   | 42,447,880                           | 134                    | 19,679,565                            |
| —                     | —                                    | —                      | —                                     |
| 177.94                | 144.04                               | 168.00                 | 171.40                                |

Source : National Immigration Agency, MOI.  
Note : The figures are compiled bimonthly.

表61. 移民輔導成果

TABLE 61. IMMIGRANT CONSULTATION AND ASSISTANCE

| 年(月)別<br>Year (Month)            | 諮詢服務                                       |               |              |               |                   |                             |
|----------------------------------|--|---------------|--------------|---------------|-------------------|-----------------------------|
|                                  | 服務方式(人次)<br>Service Manners (Person-times) |               |              | 諮詢            |                   |                             |
|                                  | 合計<br>Total                                | 現場<br>Counter | 電話<br>Phone  | 合計<br>Total   | 居留定居<br>Residency | 就業服務<br>Employment Services |
| 九十六年 2007                        | 53,935                                     | 39,945        | 13,990       | 103,320       | 28,331            | 9,447                       |
| 九十七年 2008                        | 40,819                                     | 25,933        | 14,886       | 46,711        | 30,431            | 2,301                       |
| 九十八年 2009                        | 39,051                                     | 20,838        | 18,213       | 45,435        | 25,648            | 2,921                       |
| 九十九年 2010                        | 39,535                                     | 21,305        | 18,230       | 48,943        | 30,322            | 3,107                       |
| 一〇〇年 2011                        | 32,842                                     | 17,469        | 15,373       | 38,720        | 25,085            | 2,164                       |
| 一〇一年 2012                        | 28,158                                     | 14,621        | 13,537       | 29,964        | 18,545            | 2,547                       |
| 四月 Apr.                          | 2,905                                      | 1,962         | 943          | 1,968         | 1,055             | 206                         |
| 五月 May                           | 2,029                                      | 979           | 1,050        | 2,310         | 1,403             | 159                         |
| 六月 June                          | 2,221                                      | 1,026         | 1,195        | 2,428         | 1,463             | 208                         |
| 七月 July                          | 2,428                                      | 1,237         | 1,191        | 2,577         | 1,698             | 228                         |
| 八月 Aug.                          | 2,240                                      | 1,107         | 1,133        | 2,408         | 1,550             | 196                         |
| 九月 Sept.                         | 2,020                                      | 1,019         | 1,001        | 2,457         | 1,526             | 199                         |
| 十月 Oct.                          | 2,282                                      | 1,113         | 1,169        | 2,801         | 1,751             | 289                         |
| 十一月 Nov.                         | 2,740                                      | 1,490         | 1,250        | 2,941         | 1,809             | 252                         |
| 十二月 Dec.                         | 3,106                                      | 1,522         | 1,584        | 3,048         | 2,002             | 225                         |
| <b>一〇二年 2013</b>                 | <b>10,700</b>                              | <b>5,040</b>  | <b>5,660</b> | <b>12,046</b> | <b>6,357</b>      | <b>797</b>                  |
| 一月 Jan.                          | 2,746                                      | 1,375         | 1,371        | 2,804         | 1,583             | 244                         |
| 二月 Feb.                          | 2,316                                      | 1,085         | 1,231        | 2,734         | 1,466             | 217                         |
| 三月 Mar.                          | 2,786                                      | 1,233         | 1,553        | 3,304         | 1,744             | 143                         |
| 四月 Apr.                          | 2,852                                      | 1,347         | 1,505        | 3,204         | 1,564             | 193                         |
| 較上月增減(%)<br>VS. with Last Month  | 2.37                                       | 9.25          | -3.09        | -3.03         | -10.32            | 34.97                       |
| 較上年同月增減(%)<br>VS. with Last Year | -1.82                                      | -31.35        | 59.60        | 62.80         | 48.25             | -6.31                       |

| Consulting Services                          |                          |                     |                            |                             |                    |              |
|--|--------------------------|---------------------|----------------------------|-----------------------------|--------------------|--------------|
| 項目 (人項次) Consulting Items(Person-item-times) |                          |                     |                            |                             |                    |              |
| 人身安全<br>Personal Security                    | 福利服務<br>Welfare Services | 醫療衛生<br>Health Care | 子女教養<br>Children Education | 家庭關係<br>Family Relationship | 法律資訊<br>Legal Info | 其他<br>Others |
| 7,772  | 8,321                    | 8,632               | 5,941                      | 5,981                       | 11,393             | 17,502       |
| 941  | 1,091                    | 543                 | 383                        | 1,017                       | 2,030              | 7,974        |
| 1,359  | 4,442                    | 1,140               | 293                        | 1,158                       | 1,942              | 6,532        |
| 2,012  | 3,302                    | 2,204               | 585                        | 1,226                       | 1,975              | 4,210        |
| 1,324  | 2,480                    | 1,931               | 356                        | 883                         | 1,630              | 2,867        |
| 421  | 2,925                    | 1,977               | 203                        | 603                         | 716                | 2,027        |
| 56   | 168                      | 134                 | 15                         | 37                          | 52                 | 245          |
| 25   | 249                      | 162                 | 13                         | 55                          | 57                 | 187          |
| 25   | 264                      | 178                 | 22                         | 67                          | 59                 | 142          |
| 25   | 216                      | 137                 | 27                         | 49                          | 51                 | 146          |
| 22   | 271                      | 131                 | 13                         | 65                          | 69                 | 91           |
| 29   | 319                      | 115                 | 23                         | 69                          | 44                 | 133          |
| 36   | 307                      | 171                 | 11                         | 32                          | 44                 | 160          |
| 38   | 292                      | 196                 | 12                         | 44                          | 70                 | 228          |
| 41   | 294                      | 168                 | 16                         | 60                          | 87                 | 155          |
| <b>156</b>                                   | <b>1,622</b>             | <b>962</b>          | <b>114</b>                 | <b>322</b>                  | <b>359</b>         | <b>1,357</b> |
| 30   | 383                      | 236                 | 18                         | 96                          | 63                 | 151          |
| 39   | 380                      | 222                 | 24                         | 70                          | 100                | 216          |
| 39   | 411                      | 213                 | 29                         | 69                          | 89                 | 567          |
| 48   | 448                      | 291                 | 43                         | 87                          | 107                | 423          |
| 23.08  | 9.00                     | 36.62               | 48.28                      | 26.09                       | 20.22              | -25.40       |
| -14.29                                       | 166.67                   | 117.16              | 186.67                     | 135.14                      | 105.77             | 72.65        |

表61. 移民輔導成果(續)

| 年(月)別<br>Year (Month)            | 轉介服務(人次)    |                                  |                                |                                   |                                     |                                     |
|----------------------------------|-------------|----------------------------------|--------------------------------|-----------------------------------|-------------------------------------|-------------------------------------|
|                                  | 合計<br>Total | 外配家庭中心<br>Foreign Family Centers | 社福中心<br>Social Welfare Centers | 家暴中心<br>Domestic Violence Centers | 衛生保健機構<br>Health Care Organizations | 勞政機構<br>Labor Affairs Organizations |
| 九十六年 2007                        | 761         | 244                              | 95                             | 148                               | 28                                  | 73                                  |
| 九十七年 2008                        | 1,544       | 669                              | 121                            | 317                               | 36                                  | 105                                 |
| 九十八年 2009                        | 1,177       | 487                              | 98                             | 235                               | 40                                  | 62                                  |
| 九十九年 2010                        | 1,240       | 702                              | 43                             | 128                               | 53                                  | 129                                 |
| 一〇〇年 2011                        | 771         | 324                              | 66                             | 135                               | 7                                   | 30                                  |
| 一〇一年 2012                        | 599         | 338                              | 30                             | 99                                | 11                                  | 12                                  |
| 四月 Apr.                          | 62          | 31                               | 5                              | 10                                | 1                                   | 3                                   |
| 五月 May                           | 67          | 42                               | 6                              | 7                                 | 2                                   | 3                                   |
| 六月 June                          | 39          | 20                               | 2                              | 8                                 | 1                                   | 1                                   |
| 七月 July                          | 53          | 25                               | 2                              | 12                                | —                                   | 1                                   |
| 八月 Aug.                          | 43          | 27                               | 1                              | 7                                 | 2                                   | —                                   |
| 九月 Sept.                         | 46          | 29                               | —                              | 11                                | 1                                   | —                                   |
| 十月 Oct.                          | 26          | 13                               | —                              | 6                                 | —                                   | —                                   |
| 十一月 Nov.                         | 29          | 18                               | 1                              | 6                                 | —                                   | 1                                   |
| 十二月 Dec.                         | 35          | 22                               | 2                              | 6                                 | —                                   | —                                   |
| <b>一〇二年 2013</b>                 | <b>290</b>  | <b>180</b>                       | <b>12</b>                      | <b>44</b>                         | <b>2</b>                            | <b>6</b>                            |
| 一月 Jan.                          | 82          | 49                               | 6                              | 15                                | —                                   | 1                                   |
| 二月 Feb.                          | 78          | 49                               | 3                              | 7                                 | —                                   | 3                                   |
| 三月 Mar.                          | 52          | 36                               | 2                              | 6                                 | 1                                   | 1                                   |
| 四月 Apr.                          | 78          | 46                               | 1                              | 16                                | 1                                   | 1                                   |
| 較上月增減(%)<br>VS. with Last Month  | 50.00       | 27.78                            | -50.00                         | 166.67                            | 0.00                                | 0.00                                |
| 較上年同月增減(%)<br>VS. with Last Year | 25.81       | 48.39                            | -80.00                         | 60.00                             | 0.00                                | -66.67                              |

資料來源：本部入出國及移民署。

TABLE 61. IMMIGRANT CONSULTATION AND ASSISTANCE(CONT.)

| Referral Services (Person-times)      |                | 關懷訪視(人次)<br>Solicitous Phone Calls and Visits(Person-times) |                                |                       |
|---------------------------------------|----------------|---|--------------------------------|-----------------------|
| 民間團體<br>Non-governmental Associations | 其他單位<br>Others | 合計<br>Total   | 電話關懷<br>Solicitous Phone Calls | 家庭訪視<br>Family Visits |
| 41                                    | 132            | 2,261   | 2,154                          | 107                   |
| 87                                    | 209            | 6,691   | 6,563                          | 128                   |
| 56                                    | 199            | 28,010  | 27,882                         | 128                   |
| 42                                    | 143            | 19,250  | 18,953                         | 297                   |
| 29                                    | 180            | 18,273  | 17,618                         | 655                   |
| 68                                    | 150            | 35,390  | 33,640                         | 1,750                 |
| 2                                     | 22             | 2,706   | 2,520                          | 186                   |
| 4                                     | 10             | 2,916   | 2,632                          | 284                   |
| 2                                     | 12             | 3,246   | 3,116                          | 130                   |
| 4                                     | 22             | 3,320   | 3,182                          | 138                   |
| 2                                     | 10             | 3,168   | 3,034                          | 134                   |
| 2                                     | 8              | 2,928   | 2,798                          | 130                   |
| 10                                    | 4              | 2,528   | 2,424                          | 104                   |
| 2                                     | 4              | 2,716   | 2,608                          | 108                   |
| 4                                     | 6              | 3,016   | 2,916                          | 100                   |
| <b>56</b>                             | <b>36</b>      | <b>12,766</b>   | <b>12,080</b>                  | <b>686</b>            |
| 16                                    | 6              | 3,374   | 3,188                          | 186                   |
| 20                                    | 12             | 3,082   | 2,940                          | 142                   |
| 4                                     | 8              | 3,456   | 3,282                          | 174                   |
| 16                                    | 10             | 2,854   | 2,670                          | 184                   |
| 300.00                                | 25.00          | -17.42  | -18.65                         | 5.75                  |
| 700.00                                | -54.55         | 5.47  | 5.95                           | -1.08                 |

Source : National Immigration Agency, MOI.

表62. 消防安全設備查察處理

| 年(月)別<br>Year (Month)            | 年(月)底<br>列管家數<br>Supervised<br>Houses | 檢查情形<br>Inspection     |                            |                                   | 複查情形<br>Recheck             |                                       |
|----------------------------------|---------------------------------------|------------------------|----------------------------|-----------------------------------|-----------------------------|---------------------------------------|
|                                  |                                       | 檢查件次<br>Total<br>Cases | 合格件次<br>Qualified<br>Cases | 不合格<br>件次<br>Unqualified<br>Cases | 複查件次<br>Cases of<br>Recheck | 複查不<br>合格件次<br>Unquali-<br>fied Cases |
| 九十三年 2004                        | 129,664                               | 321,831                | 295,368                    | 26,463                            | 24,321                      | 2,004                                 |
| 九十四年 2005                        | 140,764                               | 303,725                | 278,284                    | 25,441                            | 25,338                      | 2,504                                 |
| 九十五年 2006                        | 141,093                               | 287,416                | 259,977                    | 27,439                            | 26,253                      | 2,749                                 |
| 九十六年 2007                        | 156,209                               | 311,249                | 278,086                    | 33,163                            | 26,740                      | 2,959                                 |
| 九十七年 2008                        | 163,700                               | 310,730                | 279,929                    | 30,801                            | 27,235                      | 3,491                                 |
| 九十八年 2009                        | 168,270                               | 303,229                | 269,787                    | 33,442                            | 31,099                      | 3,692                                 |
| 九十九年 2010                        | 172,786                               | 302,257                | 268,513                    | 33,744                            | 30,649                      | 3,783                                 |
| 一〇〇年 2011                        | 185,003                               | 327,519                | 279,598                    | 47,921                            | 43,639                      | 4,797                                 |
| 一〇一年 2012                        | 192,795                               | 317,670                | 273,485                    | 44,185                            | 42,170                      | 4,027                                 |
| 四月 Apr.                          | 186,703                               | 25,302                 | 21,377                     | 3,925                             | 3,589                       | 432                                   |
| 五月 May                           | 187,695                               | 23,479                 | 20,028                     | 3,451                             | 3,857                       | 298                                   |
| 六月 June                          | 188,609                               | 21,870                 | 18,841                     | 3,029                             | 3,002                       | 196                                   |
| 七月 July                          | 188,977                               | 31,002                 | 28,116                     | 2,886                             | 2,567                       | 436                                   |
| 八月 Aug.                          | 189,622                               | 28,335                 | 25,298                     | 3,037                             | 3,246                       | 261                                   |
| 九月 Sept.                         | 190,566                               | 22,933                 | 19,834                     | 3,099                             | 2,528                       | 185                                   |
| 十月 Oct.                          | 193,333                               | 26,957                 | 22,852                     | 4,105                             | 3,491                       | 433                                   |
| 十一月 Nov.                         | 192,782                               | 26,559                 | 21,884                     | 4,675                             | 3,635                       | 246                                   |
| 十二月 Dec.                         | 192,795                               | 34,920                 | 30,464                     | 4,456                             | 4,365                       | 252                                   |
| <b>一〇二年 2013</b>                 | <b>194,348</b>                        | <b>112,761</b>         | <b>97,561</b>              | <b>15,200</b>                     | <b>16,184</b>               | <b>1,620</b>                          |
| 一月 Jan.                          | 192,283                               | 38,643                 | 33,321                     | 5,322                             | 4,869                       | 643                                   |
| 二月 Feb.                          | 192,454                               | 23,520                 | 20,739                     | 2,781                             | 4,238                       | 233                                   |
| 三月 Mar.                          | 193,981                               | 25,114                 | 21,774                     | 3,340                             | 3,558                       | 247                                   |
| 四月 Apr.                          | 194,348                               | 25,484                 | 21,727                     | 3,757                             | 3,519                       | 497                                   |
| 較上月增減(%)<br>VS. with Last Month  | 0.19                                  | 1.47                   | -0.22                      | 12.49                             | -1.10                       | 101.21                                |
| 較上年同月增減(%)<br>VS. with Last Year | 4.09                                  | 0.72                   | 1.64                       | -4.28                             | -1.95                       | 15.05                                 |

資料來源：本部消防署。

TABLE 62. INSPECTION AND SUPERVISION OF FIRE SAFETY EQUIPMENT

| 違規處理情形<br>Handled Cases of Violation             |                  | 罰鍰(含連續處罰)<br>Fines(Incl. Repeated<br>Penalty) |                       | 罰鍰收繳情形<br>Collected Fines |                       | 強制執行<br>件次<br>Cases of<br>Compulsory<br>Execution<br>by the Court |            |
|--|------------------|---|-----------------------|---------------------------|-----------------------|---|------------|
| 限期改善<br>件次<br>Improved<br>within a<br>Time Limit | 舉發件次<br>Reported | 件次<br>Cases                                   | 金額(元)<br>Amount(NT\$) | 件次<br>Cases               | 金額(元)<br>Amount(NT\$) |   |            |
| 26,190   | —                | 104   | 1,630                 | 22,678,549                | 1,270                 | 16,426,679  | 1,063      |
| 24,409   | —                | 78  | 1,557                 | 21,710,500                | 1,161                 | 14,065,019  | 799        |
| 24,689   | —                | 56  | 1,307                 | 19,636,200                | 1,135                 | 13,622,044  | 633        |
| 30,190   | —                | 77  | 1,455                 | 21,762,100                | 1,179                 | 15,481,516  | 514        |
| 27,276   | —                | 41  | 1,427                 | 27,260,300                | 893                   | 11,846,220  | 453        |
| 29,750   | 1,118            | 28  | 1,401                 | 25,843,800                | 1,038                 | 16,706,528  | 546        |
| 29,961   | 1,153            | 37  | 986                   | 17,093,250                | 889                   | 14,680,933  | 1,083      |
| 43,126   | 1,788            | 27  | 1,402                 | 24,051,000                | 1,021                 | 16,075,499  | 441        |
| 40,156   | 1,781            | 32  | 1,409                 | 28,208,000                | 979                   | 17,552,624  | 573        |
| 3,490  | 130              | 1   | 108                   | 1,825,000                 | 83                    | 1,594,346   | 14         |
| 3,155  | 155              | 3   | 110                   | 2,112,000                 | 80                    | 1,147,400   | 101        |
| 2,833  | 145              | 4   | 123                   | 2,731,000                 | 93                    | 1,776,603   | 22         |
| 2,450  | 104              | 2   | 157                   | 2,819,000                 | 89                    | 1,434,776   | 34         |
| 2,777  | 262              | 3   | 107                   | 1,865,000                 | 103                   | 1,434,773   | 45         |
| 2,913  | 135              | 3   | 132                   | 2,551,000                 | 75                    | 1,405,575   | 56         |
| 3,672  | 131              | 7   | 106                   | 2,162,000                 | 77                    | 1,373,364   | 76         |
| 4,429  | 121              | 3   | 121                   | 2,520,000                 | 86                    | 2,514,936   | 35         |
| 4,204  | 124              | 1   | 80                    | 1,758,000                 | 72                    | 1,256,143   | 82         |
| <b>13,613</b>                                    | <b>489</b>       | <b>234</b>                                    | <b>517</b>            | <b>8,954,400</b>          | <b>348</b>            | <b>5,576,966</b>  | <b>173</b> |
| 4,711  | 138              | 11  | 130                   | 2,727,000                 | 62                    | 1,176,406   | 28         |
| 2,548  | 103              | 3   | 74                    | 1,233,000                 | 64                    | 1,012,086   | 44         |
| 3,095  | 107              | 10  | 193                   | 2,943,400                 | 62                    | 914,445   | 63         |
| 3,259  | 141              | 210   | 120                   | 2,051,000                 | 160                   | 2,474,029   | 38         |
| 5.30   | 31.78            | 2,000.00                                      | -37.82                | -30.32                    | 158.06                | 170.55  | -39.68     |
| -6.62  | 8.46             | 20,900.00                                     | 11.11                 | 12.38                     | 92.77                 | 55.18   | 171.43     |

Source : National Fire Agency, MOI.

表63. 火災次數—按起火處所分

單位：次

| 年(月)別<br>Year (Month)            | 總計<br>Grand Total | 客廳<br>Sitting Room | 餐廳<br>Dining Room | 臥房<br>Bed-Room | 書房<br>Study Room | 廚房<br>Cook-Room | 浴廁<br>Bather | 神龕<br>Dei-fying Room | 陽台<br>Piazza | 庭院<br>Yard | 辦公室<br>Office |
|----------------------------------|-------------------|--------------------|-------------------|----------------|------------------|-----------------|--------------|----------------------|--------------|------------|---------------|
| 九十三年 2004                        | 6,611             | 403                | 46                | 721            | 26               | 393             | 55           | 188                  | 100          | 58         | 92            |
| 九十四年 2005                        | 5,139             | 393                | 41                | 675            | 12               | 403             | 36           | 141                  | 83           | 41         | 106           |
| 九十五年 2006                        | 4,332             | 332                | 35                | 581            | 12               | 325             | 44           | 129                  | 75           | 28         | 97            |
| 九十六年 2007                        | 3,392             | 238                | 17                | 498            | 13               | 270             | 35           | 108                  | 55           | 23         | 64            |
| 九十七年 2008                        | 2,886             | 218                | 32                | 408            | 13               | 181             | 25           | 101                  | 47           | 20         | 61            |
| 九十八年 2009                        | 2,621             | 191                | 17                | 392            | 4                | 156             | 21           | 111                  | 34           | 18         | 61            |
| 九十九年 2010                        | 2,186             | 130                | 6                 | 337            | 7                | 139             | 18           | 79                   | 38           | 21         | 55            |
| 一〇〇年 2011                        | 1,772             | 127                | 22                | 298            | 8                | 101             | 26           | 62                   | 24           | 13         | 28            |
| 一〇一年 2012                        | 1,574             | 156                | 15                | 264            | 6                | 100             | 17           | 64                   | 20           | 11         | 40            |
| 四月 Apr.                          | 135               | 18                 | 1                 | 12             | 2                | 7               | 3            | 3                    | —            | 1          | 3             |
| 五月 May                           | 110               | 6                  | 1                 | 22             | 1                | 10              | —            | 3                    | 1            | 1          | 3             |
| 六月 June                          | 107               | 8                  | —                 | 20             | —                | 5               | —            | 5                    | 1            | —          | 2             |
| 七月 July                          | 135               | 13                 | —                 | 20             | 1                | 10              | —            | 6                    | 1            | 3          | 6             |
| 八月 Aug.                          | 129               | 6                  | 2                 | 21             | —                | 13              | 2            | 3                    | 4            | 1          | 5             |
| 九月 Sept.                         | 140               | 12                 | —                 | 20             | —                | 4               | —            | 5                    | 1            | —          | 2             |
| 十月 Oct.                          | 163               | 21                 | 1                 | 22             | 1                | 9               | 1            | 5                    | 3            | 1          | 2             |
| 十一月 Nov.                         | 131               | 14                 | 3                 | 27             | —                | 11              | 4            | 2                    | 3            | 1          | 3             |
| 十二月 Dec.                         | 112               | 17                 | 1                 | 20             | —                | 5               | 1            | 11                   | 1            | 1          | 1             |
| <b>一〇二年 2013</b>                 | <b>511</b>        | <b>48</b>          | <b>7</b>          | <b>100</b>     | <b>1</b>         | <b>32</b>       | <b>5</b>     | <b>21</b>            | <b>8</b>     | <b>6</b>   | <b>9</b>      |
| 一月 Jan.                          | 131               | 10                 | 1                 | 25             | —                | 12              | —            | 4                    | 1            | 1          | 2             |
| 二月 Feb.                          | 147               | 18                 | 3                 | 30             | —                | 9               | 2            | 6                    | —            | 2          | 2             |
| 三月 Mar.                          | 135               | 11                 | 1                 | 21             | —                | 7               | 2            | 7                    | 5            | 3          | 3             |
| 四月 Apr.                          | 98                | 9                  | 2                 | 24             | 1                | 4               | 1            | 4                    | 2            | —          | 2             |
| 較上月增減(%)<br>VS. with Last Month  | -27.41            | -18.18             | 100.00            | 14.29          | —                | -42.86          | -50.00       | -42.86               | -60.00       | -100.00    | -33.33        |
| 較上年同月增減(%)<br>VS. with Last Year | -27.41            | -50.00             | 100.00            | 100.00         | -50.00           | -42.86          | -66.67       | 33.33                | —            | -100.00    | -33.33        |

資料來源：本部消防署。

TABLE 63. NUMBER OF FIRES - BY CAUGHT PLACE

Unit: Times

| 教室<br>Class-Room | 倉庫<br>Store-House | 機房<br>Engine Room | 攤位<br>Booth | 工寮<br>Work-Shop | 樓梯間<br>Stairs | 電梯<br>Elevator | 管道間<br>Channel | 走廊<br>Aisle | 停車場<br>Park | 騎樓下<br>Lobby | 路邊<br>Road-Side | 墓地<br>Grave-Yard | 其他<br>Others |
|------------------|-------------------|-------------------|-------------|-----------------|---------------|----------------|----------------|-------------|-------------|--------------|-----------------|------------------|--------------|
| 25               | 325               | 131               | 40          | 58              | 45            | —              | 6              | 33          | 69          | 114          | 1,937           | 127              | 1,619        |
| 22               | 268               | 158               | 29          | 49              | 43            | —              | 13             | 16          | 73          | 106          | 1,027           | 153              | 1,251        |
| 21               | 257               | 134               | 34          | 38              | 49            | —              | 5              | 26          | 54          | 80           | 701             | 116              | 1,159        |
| 22               | 208               | 87                | 26          | 32              | 23            | —              | 6              | 15          | 38          | 63           | 623             | 49               | 879          |
| 21               | 190               | 42                | 16          | 23              | 17            | 2              | 7              | 23          | 41          | 64           | 498             | 23               | 813          |
| 12               | 158               | 42                | 16          | 32              | 11            | 1              | 2              | 8           | 36          | 46           | 566             | 34               | 652          |
| 11               | 152               | 28                | 9           | 21              | 12            | —              | 3              | 21          | 33          | 36           | 353             | 52               | 625          |
| 4                | 141               | 31                | 13          | 18              | 8             | —              | 2              | 17          | 17          | 33           | 273             | 24               | 482          |
| 9                | 123               | 20                | 8           | 11              | 9             | 1              | 2              | 8           | 29          | 32           | 136             | 14               | 479          |
| 1                | 7                 | —                 | —           | 2               | 1             | —              | —              | 1           | 3           | 3            | 15              | 6                | 46           |
| —                | 7                 | 2                 | 2           | 2               | —             | —              | —              | 1           | 4           | —            | 10              | —                | 34           |
| —                | 10                | —                 | 1           | —               | 1             | —              | —              | —           | 3           | 3            | 10              | —                | 38           |
| —                | 11                | 2                 | —           | 2               | 2             | —              | —              | —           | 3           | 4            | 10              | —                | 41           |
| 1                | 14                | 2                 | —           | —               | 1             | —              | 1              | 1           | 3           | —            | 11              | —                | 38           |
| 3                | 11                | 2                 | 2           | 1               | 2             | —              | —              | —           | —           | 3            | 13              | —                | 59           |
| 1                | 13                | 2                 | 1           | —               | —             | —              | —              | —           | 3           | 4            | 17              | —                | 56           |
| —                | 11                | 4                 | 2           | —               | 1             | —              | —              | 1           | 2           | 3            | 6               | 1                | 32           |
| —                | 3                 | 3                 | —           | 1               | 1             | 1              | —              | 1           | 2           | 2            | 13              | —                | 27           |
| <b>—</b>         | <b>41</b>         | <b>5</b>          | <b>3</b>    | <b>3</b>        | <b>5</b>      | <b>—</b>       | <b>1</b>       | <b>2</b>    | <b>11</b>   | <b>16</b>    | <b>48</b>       | <b>6</b>         | <b>133</b>   |
| —                | 13                | —                 | 1           | 1               | 1             | —              | —              | —           | 2           | 2            | 11              | —                | 44           |
| —                | 10                | 4                 | 2           | —               | 4             | —              | —              | 1           | 4           | 5            | 13              | —                | 32           |
| —                | 11                | 1                 | —           | 1               | —             | —              | 1              | —           | 1           | 6            | 12              | 5                | 37           |
| —                | 7                 | —                 | —           | 1               | —             | —              | —              | 1           | 4           | 3            | 12              | 1                | 20           |
| —                | -36.36            | -100.00           | —           | 0.00            | —             | —              | -100.00        | —           | 300.00      | -50.00       | 0.00            | -80.00           | -45.95       |
| -100.00          | 0.00              | —                 | —           | -50.00          | -100.00       | —              | —              | 0.00        | 33.33       | 0.00         | -20.00          | -83.33           | -56.52       |

Source: National Fire Agency, MOI.

表64. 火災次數—按起火原因分

單位：次

| 年 (月) 別<br>Year (Month)          | 總計<br>Grand Total | 人為縱火<br>Setting Fire | 自殺<br>Commit Suicide | 燈燭<br>Lighting | 爐火烹調<br>Furnace & Cooking | 敬神掃墓祭祖<br>Worsh-<br>ipping | 菸蒂<br>Butt | 電氣設備<br>Elect-<br>ricity | 機械設備<br>Machi-<br>nery |
|----------------------------------|-------------------|----------------------|----------------------|----------------|---------------------------|----------------------------|------------|--------------------------|------------------------|
| 九十三年 2004                        | 6,611             | 559                  | 65                   | 54             | 324                       | 171                        | 895        | 1,523                    | 363                    |
| 九十四年 2005                        | 5,139             | 565                  | 54                   | 59             | 308                       | 198                        | 555        | 1,531                    | 332                    |
| 九十五年 2006                        | 4,332             | 480                  | 61                   | 35             | 245                       | 142                        | 461        | 1,384                    | 291                    |
| 九十六年 2007                        | 3,392             | 419                  | 42                   | 29             | 197                       | 79                         | 334        | 1,122                    | 127                    |
| 九十七年 2008                        | 2,886             | 385                  | 32                   | 28             | 134                       | 47                         | 223        | 1,016                    | 91                     |
| 九十八年 2009                        | 2,621             | 294                  | 39                   | 18             | 104                       | 48                         | 347        | 846                      | 70                     |
| 九十九年 2010                        | 2,186             | 274                  | 25                   | 16             | 96                        | 52                         | 167        | 742                      | 51                     |
| 一〇〇年 2011                        | 1,772             | 185                  | 22                   | 8              | 78                        | 42                         | 103        | 640                      | 54                     |
| 一〇一年 2012                        | 1,574             | 205                  | 38                   | 9              | 76                        | 47                         | 131        | 508                      | 57                     |
| 四月 Apr.                          | 135               | 13                   | 9                    | 1              | 7                         | 9                          | 11         | 39                       | 4                      |
| 五月 May                           | 110               | 9                    | 4                    | 1              | 7                         | 2                          | 5          | 38                       | 6                      |
| 六月 June                          | 107               | 14                   | 3                    | —              | 4                         | 3                          | 4          | 42                       | 6                      |
| 七月 July                          | 135               | 18                   | 1                    | 2              | 6                         | 2                          | 14         | 42                       | 7                      |
| 八月 Aug.                          | 129               | 17                   | 3                    | —              | 6                         | 3                          | 13         | 42                       | 5                      |
| 九月 Sept.                         | 140               | 27                   | 4                    | —              | 3                         | 2                          | 13         | 43                       | 5                      |
| 十月 Oct.                          | 163               | 22                   | 3                    | 1              | 6                         | 2                          | 16         | 44                       | 8                      |
| 十一月 Nov.                         | 131               | 16                   | 2                    | 1              | 10                        | 2                          | 17         | 37                       | 5                      |
| 十二月 Dec.                         | 112               | 19                   | 2                    | 2              | 4                         | 6                          | 5          | 38                       | 2                      |
| <b>一〇二年 2013</b>                 | <b>511</b>        | <b>81</b>            | <b>5</b>             | <b>5</b>       | <b>16</b>                 | <b>13</b>                  | <b>57</b>  | <b>175</b>               | <b>17</b>              |
| 一月 Jan.                          | 131               | 23                   | —                    | —              | 4                         | 2                          | 13         | 45                       | 3                      |
| 二月 Feb.                          | 147               | 24                   | 1                    | 1              | 6                         | 2                          | 13         | 59                       | 5                      |
| 三月 Mar.                          | 135               | 17                   | 3                    | 2              | 4                         | 6                          | 19         | 40                       | 6                      |
| 四月 Apr.                          | 98                | 17                   | 1                    | 2              | 2                         | 3                          | 12         | 31                       | 3                      |
| 較上月增減(%)<br>VS. with Last Month  | -27.41            | 0.00                 | -66.67               | 0.00           | -50.00                    | -50.00                     | -36.84     | -22.50                   | -50.00                 |
| 較上年同月增減(%)<br>VS. with Last Year | -27.41            | 30.77                | -88.89               | 100.00         | -71.43                    | -66.67                     | 9.09       | -20.51                   | -25.00                 |

資料來源：本部消防署。

TABLE 64. NUMBER OF FIRES - BY CAUSE

Unit : Times

| 玩火<br>Playing Fire | 烤火<br>Roas-<br>ting | 施工不慎<br>Neglige-<br>nce of<br>Construc-<br>tion | 易燃品<br>自燃<br>Inflam-<br>mable | 瓦斯漏氣<br>或爆炸<br>Firing<br>Leaked<br>Gas | 化學<br>物品<br>Chemical | 燃放<br>爆竹<br>Fire-<br>cracker | 交通<br>事故<br>Traffic<br>Accident | 天然<br>災害<br>Natural<br>Disaster | 原因<br>不明<br>Un-<br>known | 其他<br>Others |
|--------------------|---------------------|---|-------------------------------|--|----------------------|------------------------------|---------------------------------|---------------------------------|--------------------------|--------------|
| 95                 | 17                  | 146   | 15                            | 46                                     | 17                   | 50                           | 88                              | 4                               | 411                      | 1,768        |
| 61                 | 22                  | 120   | 6                             | 40                                     | 11                   | 29                           | 79                              | 1                               | 139                      | 1,029        |
| 61                 | 13                  | 88  | 9                             | 57                                     | 19                   | 45                           | 48                              | 6                               | 104                      | 783          |
| 59                 | 3                   | 85  | 3                             | 39                                     | 14                   | 24                           | 30                              | 3                               | 40                       | 743          |
| 37                 | 3                   | 74  | 4                             | 28                                     | 8                    | 26                           | 21                              | 5                               | 39                       | 685          |
| 24                 | 4                   | 64  | 5                             | 37                                     | 8                    | 35                           | 11                              | 3                               | 66                       | 598          |
| 28                 | 3                   | 46  | 4                             | 21                                     | 11                   | 31                           | 22                              | 3                               | 18                       | 576          |
| 34                 | 2                   | 45  | 3                             | 28                                     | 5                    | 24                           | 17                              | —                               | 18                       | 464          |
| 24                 | 5                   | 38  | 6                             | 26                                     | 7                    | 31                           | 15                              | 1                               | 14                       | 336          |
| 1                  | —                   | 4   | —                             | 3                                      | —                    | 2                            | 1                               | —                               | —                        | 31           |
| 1                  | —                   | 1   | —                             | 3                                      | 2                    | 1                            | 3                               | —                               | 1                        | 26           |
| 2                  | —                   | 2   | —                             | 1                                      | 1                    | —                            | 1                               | —                               | 1                        | 23           |
| 1                  | —                   | 6   | 3                             | 2                                      | 2                    | —                            | 1                               | 1                               | 1                        | 26           |
| 1                  | —                   | 5   | —                             | 1                                      | 1                    | 2                            | —                               | —                               | 2                        | 28           |
| —                  | —                   | 4   | —                             | 1                                      | —                    | 4                            | 2                               | —                               | 1                        | 31           |
| 2                  | 1                   | 6   | —                             | 6                                      | —                    | 4                            | 1                               | —                               | 2                        | 39           |
| 3                  | —                   | —   | —                             | 5                                      | —                    | 2                            | —                               | —                               | 2                        | 29           |
| 1                  | —                   | 1   | —                             | 1                                      | 1                    | 2                            | —                               | —                               | 1                        | 27           |
| <b>5</b>           | <b>4</b>            | <b>10</b>                                       | <b>1</b>                      | <b>10</b>                              | <b>3</b>             | <b>4</b>                     | <b>8</b>                        | <b>—</b>                        | <b>6</b>                 | <b>91</b>    |
| —                  | —                   | 4   | —                             | 4                                      | —                    | 1                            | 1                               | —                               | 2                        | 29           |
| 4                  | 1                   | 3   | 1                             | —                                      | 2                    | 2                            | 4                               | —                               | 2                        | 17           |
| 1                  | 2                   | 2   | —                             | 3                                      | 1                    | —                            | 2                               | —                               | 2                        | 25           |
| —                  | 1                   | 1   | —                             | 3                                      | —                    | 1                            | 1                               | —                               | —                        | 20           |
| -100.00            | -50.00              | -50.00  | —                             | 0.00                                   | -100.00              | —                            | -50.00                          | —                               | -100.00                  | -20.00       |
| -100.00            | —                   | -75.00  | —                             | 0.00                                   | —                    | -50.00                       | 0.00                            | —                               | —                        | -35.48       |

Source : National Fire Agency, MOI.

表65. 火災次數—按類別及時間分

單位：次

| 年(月)別<br>Year (Month)            | 火災<br>次數<br>No. of<br>Fires | 火災分類 By Classification |                                 |               |            |                 |              |
|----------------------------------|-----------------------------|------------------------|---------------------------------|---------------|------------|-----------------|--------------|
|                                  |                             | 建築物<br>Buildings       | 森林<br>田野<br>Forests<br>& Fields | 車輛<br>Vehicle | 船舶<br>Ship | 航空器<br>Aircraft | 其他<br>Others |
| 九十三年 2004                        | 6,611                       | 3,340                  | 1,176                           | 1,081         | 34         | —               | 980          |
| 九十四年 2005                        | 5,139                       | 3,054                  | 680                             | 935           | 17         | —               | 453          |
| 九十五年 2006                        | 4,332                       | 2,746                  | 542                             | 724           | 16         | —               | 304          |
| 九十六年 2007                        | 3,392                       | 2,200                  | 356                             | 546           | 26         | —               | 264          |
| 九十七年 2008                        | 2,886                       | 1,885                  | 257                             | 506           | 21         | —               | 217          |
| 九十八年 2009                        | 2,621                       | 1,634                  | 484                             | 326           | 21         | 1               | 155          |
| 九十九年 2010                        | 2,186                       | 1,458                  | 236                             | 299           | 11         | 1               | 181          |
| 一〇〇年 2011                        | 1,772                       | 1,249                  | 166                             | 212           | 6          | —               | 139          |
| 一〇一年 2012                        | 1,574                       | 1,199                  | 42                              | 204           | 11         | —               | 118          |
| 四月 Apr.                          | 135                         | 86                     | 7                               | 21            | 1          | —               | 20           |
| 五月 May                           | 110                         | 84                     | 2                               | 19            | —          | —               | 5            |
| 六月 June                          | 107                         | 81                     | —                               | 21            | —          | —               | 5            |
| 七月 July                          | 135                         | 107                    | 4                               | 14            | 1          | —               | 9            |
| 八月 Aug.                          | 129                         | 104                    | 2                               | 14            | —          | —               | 9            |
| 九月 Sept.                         | 140                         | 100                    | 4                               | 19            | 1          | —               | 16           |
| 十月 Oct.                          | 163                         | 114                    | 8                               | 21            | 4          | —               | 16           |
| 十一月 Nov.                         | 131                         | 104                    | 5                               | 13            | 1          | —               | 8            |
| 十二月 Dec.                         | 112                         | 86                     | 1                               | 19            | 1          | —               | 5            |
| <b>一〇二年 2013</b>                 | <b>511</b>                  | <b>388</b>             | <b>12</b>                       | <b>64</b>     | <b>4</b>   | <b>—</b>        | <b>43</b>    |
| 一月 Jan.                          | 131                         | 101                    | —                               | 12            | 2          | —               | 16           |
| 二月 Feb.                          | 147                         | 111                    | 7                               | 18            | 1          | —               | 10           |
| 三月 Mar.                          | 135                         | 101                    | 5                               | 16            | 1          | —               | 12           |
| 四月 Apr.                          | 98                          | 75                     | —                               | 18            | —          | —               | 5            |
| 較上月增減(%)<br>VS. with Last Month  | -27.41                      | -25.74                 | -100.00                         | 12.50         | -100.00    | —               | -58.33       |
| 較上年同月增減(%)<br>VS. with Last Year | -27.41                      | -12.79                 | -100.00                         | -14.29        | -100.00    | —               | -75.00       |

資料來源：本部消防署。

TABLE 65. NUMBER OF FIRES - BY CLASSIFICATION AND FIRE TIME

Unit : Times

| 起火時間 By Fire Time |                 |                 |                  |                   |                   |                   |                   |
|-------------------|-----------------|-----------------|------------------|-------------------|-------------------|-------------------|-------------------|
| 0~3時<br>O'clock   | 3~6時<br>O'clock | 6~9時<br>O'clock | 9~12時<br>O'clock | 12~15時<br>O'clock | 15~18時<br>O'clock | 18~21時<br>O'clock | 21~24時<br>O'clock |
| 750               | 686             | 495             | 964              | 1,168             | 1,081             | 787               | 680               |
| 629               | 568             | 433             | 719              | 778               | 812               | 652               | 548               |
| 505               | 507             | 378             | 612              | 678               | 662               | 516               | 474               |
| 423               | 365             | 292             | 503              | 490               | 502               | 436               | 381               |
| 387               | 336             | 241             | 401              | 444               | 412               | 393               | 272               |
| 299               | 271             | 231             | 365              | 434               | 425               | 325               | 271               |
| 280               | 237             | 175             | 317              | 342               | 310               | 304               | 221               |
| 204               | 186             | 172             | 264              | 285               | 245               | 248               | 168               |
| 197               | 188             | 161             | 236              | 202               | 196               | 221               | 173               |
| 18                | 20              | 10              | 24               | 22                | 13                | 15                | 13                |
| 9                 | 7               | 11              | 16               | 21                | 12                | 23                | 11                |
| 15                | 17              | 17              | 9                | 14                | 8                 | 17                | 10                |
| 20                | 13              | 13              | 12               | 15                | 23                | 23                | 16                |
| 20                | 13              | 17              | 17               | 19                | 21                | 13                | 9                 |
| 16                | 23              | 10              | 27               | 18                | 17                | 9                 | 20                |
| 20                | 18              | 8               | 26               | 15                | 28                | 22                | 26                |
| 13                | 17              | 14              | 24               | 17                | 20                | 17                | 9                 |
| 16                | 10              | 15              | 18               | 11                | 11                | 18                | 13                |
| <b>54</b>         | <b>62</b>       | <b>51</b>       | <b>74</b>        | <b>61</b>         | <b>78</b>         | <b>60</b>         | <b>71</b>         |
| 12                | 20              | 14              | 15               | 15                | 16                | 18                | 21                |
| 14                | 19              | 15              | 23               | 20                | 23                | 15                | 18                |
| 18                | 15              | 8               | 19               | 17                | 25                | 17                | 16                |
| 10                | 8               | 14              | 17               | 9                 | 14                | 10                | 16                |
| -44.44            | -46.67          | 75.00           | -10.53           | -47.06            | -44.00            | -41.18            | 0.00              |
| -44.44            | -60.00          | 40.00           | -29.17           | -59.09            | 7.69              | -33.33            | 23.08             |

Source : National Fire Agency, MOI.

表66. 火災死傷人數及財物損失

TABLE 66. LOSSES OF FIRE DISASTERS

| 年(月)別<br>Year (Month)            | 死亡人數<br>(人)<br>Deaths<br>(Persons) | 受傷人數<br>(人)<br>Injured<br>(Persons) | 死傷人數按原因分 (人) Fire Death and Injury by Cause (Persons) |                   |                            |                                |                                |                            |              |                          |
|----------------------------------|------------------------------------|-------------------------------------|---|-------------------|----------------------------|--------------------------------|--------------------------------|----------------------------|--------------|--------------------------|
|                                  |                                    |                                     | 合計<br>Total   | 火焰<br>灼燒<br>Burnt | 有害<br>氣體<br>Harmful<br>Gas | 跳樓<br>Jump<br>from<br>Building | 外物<br>擊中<br>Hit by<br>Articles | 倒塌物<br>壓倒<br>Coll-<br>apse | 其他<br>Others | 不明<br>因素<br>Unk-<br>nown |
| 九十三年 2004                        | 160                                | 551                                 | 711   | 318               | 284                        | 14                             | 25                             | 2                          | 63           | 5                        |
| 九十四年 2005                        | 139                                | 532                                 | 671   | 321               | 263                        | 9                              | 19                             | 3                          | 54           | 2                        |
| 九十五年 2006                        | 125                                | 471                                 | 596   | 258               | 250                        | 16                             | 13                             | 2                          | 50           | 7                        |
| 九十六年 2007                        | 120                                | 398                                 | 518   | 221               | 211                        | 16                             | 23                             | —                          | 47           | —                        |
| 九十七年 2008                        | 101                                | 304                                 | 405   | 197               | 125                        | 6                              | 5                              | 2                          | 69           | 1                        |
| 九十八年 2009                        | 117                                | 298                                 | 415   | 166               | 148                        | 11                             | 6                              | —                          | 83           | 1                        |
| 九十九年 2010                        | 83                                 | 308                                 | 391   | 195               | 135                        | 8                              | 2                              | —                          | 49           | 2                        |
| 一〇〇年 2011                        | 97                                 | 288                                 | 385   | 172               | 132                        | 5                              | 33                             | 1                          | 41           | 1                        |
| 一〇一年 2012                        | 142                                | 286                                 | 428   | 197               | 175                        | 2                              | 1                              | —                          | 53           | —                        |
| 四 月 Apr.                         | 23                                 | 23                                  | 46  | 30                | 10                         | —                              | —                              | —                          | 6            | —                        |
| 五 月 May                          | 7                                  | 25                                  | 32  | 13                | 4                          | —                              | 1                              | —                          | 14           | —                        |
| 六 月 June                         | 3                                  | 20                                  | 23  | 12                | 11                         | —                              | —                              | —                          | —            | —                        |
| 七 月 July                         | 5                                  | 10                                  | 15  | 7                 | 8                          | —                              | —                              | —                          | —            | —                        |
| 八 月 Aug.                         | 12                                 | 18                                  | 30  | 18                | 8                          | —                              | —                              | —                          | 4            | —                        |
| 九 月 Sept.                        | 8                                  | 10                                  | 18  | 13                | 5                          | —                              | —                              | —                          | —            | —                        |
| 十 月 Oct.                         | 21                                 | 79                                  | 100   | 16                | 78                         | —                              | —                              | —                          | 6            | —                        |
| 十一月 Nov.                         | 17                                 | 18                                  | 35  | 16                | 15                         | 2                              | —                              | —                          | 2            | —                        |
| 十二月 Dec.                         | 4                                  | 12                                  | 16  | 8                 | 8                          | —                              | —                              | —                          | —            | —                        |
| 一〇二年 2013                        | 42                                 | 69                                  | 111   | 64                | 35                         | 2                              | 2                              | —                          | 8            | —                        |
| 一 月 Jan.                         | 13                                 | 15                                  | 28  | 12                | 8                          | 1                              | 2                              | —                          | 5            | —                        |
| 二 月 Feb.                         | 14                                 | 22                                  | 36  | 15                | 19                         | —                              | —                              | —                          | 2            | —                        |
| 三 月 Mar.                         | 11                                 | 19                                  | 30  | 24                | 5                          | 1                              | —                              | —                          | —            | —                        |
| 四 月 Apr.                         | 4                                  | 13                                  | 17  | 13                | 3                          | —                              | —                              | —                          | 1            | —                        |
| 較上月增減(%)<br>VS. with Last Month  | -63.64                             | -31.58                              | -43.33  | -45.83            | -40.00                     | -100.00                        | —                              | —                          | —            | —                        |
| 較上年同月增減(%)<br>VS. with Last Year | -82.61                             | -43.48                              | -63.04  | -56.67            | -70.00                     | —                              | —                              | —                          | -83.33       | —                        |

| 被毀損<br>房屋數<br>(間)<br>Burn-out &<br>Damaged<br>Houses | 被毀損車輛數 (輛) Burn-out & Damaged Vehicles |              |              |                                    |                       |              | 財物損失估值(千元) Estimated Losses(\$1,000) |              |                |
|--|--|--------------|--------------|------------------------------------|-----------------------|--------------|--------------------------------------|--------------|----------------|
|  | 合計<br>Total                            | 大型車<br>Heavy | 小型車<br>Light | 特種車<br>Special<br>Const-<br>ructed | 機車<br>Motor-<br>cycle | 其他<br>Others | 合計<br>Total                          | 房屋<br>Houses | 其他財物<br>Others |
| 2,065  | 2,217                                  | 72           | 924          | 99                                 | 1,071                 | 51           | 2,089,491                            | 303,696      | 1,785,795      |
| 1,462  | 1,662                                  | 43           | 839          | 34                                 | 716                   | 30           | 2,823,430                            | 439,984      | 2,383,446      |
| 1,489  | 1,458                                  | 49           | 688          | 28                                 | 677                   | 16           | 1,558,860                            | 287,059      | 1,271,801      |
| 1,483  | 1,630                                  | 49           | 616          | 20                                 | 919                   | 26           | 1,292,264                            | 257,934      | 1,034,330      |
| 1,252  | 1,066                                  | 38           | 468          | 14                                 | 522                   | 24           | 1,474,895                            | 180,607      | 1,294,288      |
| 1,292  | 1,373                                  | 37           | 370          | 22                                 | 914                   | 30           | 759,363                              | 150,676      | 608,687        |
| 1,276  | 729                                    | 30           | 316          | 11                                 | 354                   | 18           | 1,688,107                            | 455,799      | 1,232,308      |
| 1,028  | 567                                    | 21           | 234          | 6                                  | 271                   | 35           | 552,535                              | 120,143      | 432,392        |
| 907  | 614                                    | 26           | 227          | 7                                  | 342                   | 12           | 694,409                              | 136,069      | 558,340        |
| 69   | 63                                     | 1            | 21           | 1                                  | 39                    | 1            | 90,148                               | 10,878       | 79,270         |
| 102  | 35                                     | 6            | 20           | 1                                  | 8                     | —            | 42,403                               | 13,077       | 29,326         |
| 50   | 92                                     | 4            | 12           | 1                                  | 74                    | 1            | 31,733                               | 7,399        | 24,334         |
| 86   | 34                                     | 3            | 9            | 1                                  | 21                    | —            | 47,240                               | 12,825       | 34,415         |
| 75   | 29                                     | 1            | 13           | 1                                  | 14                    | —            | 103,565                              | 28,085       | 75,480         |
| 73   | 92                                     | 2            | 15           | —                                  | 73                    | 2            | 105,221                              | 17,983       | 87,238         |
| 120  | 56                                     | 2            | 27           | 1                                  | 24                    | 2            | 54,926                               | 13,842       | 41,084         |
| 56   | 51                                     | 2            | 29           | 1                                  | 19                    | —            | 29,727                               | 4,868        | 24,859         |
| 51   | 44                                     | 1            | 19           | —                                  | 19                    | 5            | 78,478                               | 4,965        | 73,513         |
| 331  | 169                                    | 8            | 79           | 3                                  | 70                    | 9            | 183,802                              | 71,855       | 111,947        |
| 92   | 22                                     | 3            | 11           | —                                  | 6                     | 2            | 54,523                               | 37,739       | 16,784         |
| 113  | 55                                     | 1            | 23           | 2                                  | 23                    | 6            | 39,984                               | 10,832       | 29,152         |
| 74   | 47                                     | 4            | 29           | 1                                  | 12                    | 1            | 57,580                               | 18,445       | 39,135         |
| 52   | 45                                     | —            | 16           | —                                  | 29                    | —            | 31,715                               | 4,839        | 26,876         |
| -29.73   | -4.26                                  | -100.00      | -44.83       | -100.00                            | 141.67                | -100.00      | -44.92                               | -73.77       | -31.32         |
| -24.64   | -28.57                                 | -100.00      | -23.81       | -100.00                            | -25.64                | -100.00      | -64.82                               | -55.52       | -66.10         |

資料來源：本部消防署。  
說明：自98年1月起，死亡定義由因火災當場死亡或受傷於24小時內死亡者，修正為因火災當場死亡或受傷於14日內死亡者。

Source : National Fire Agency, MOI.  
Note : The definition of Death has been modified as "died on the spot or died of injury within 14 days" from "died on the spot or died of injury within 24 hours" since January 2009.



表67. 起火建築物

TABLE 67. NUMBER OF FIRES OF CAUGHT BUILDINGS

單位：次

Unit : Times

| 年(月)別<br>Year (Month)            | 建築物<br>起火<br>總次數<br>Caught<br>Buildings | 按建築物高度分 By Story            |                               |                                     |                                   | 按建築物類別分                                 |                               |                                |                                  |
|----------------------------------|---|-----------------------------|-------------------------------|-------------------------------------|-----------------------------------|---|-------------------------------|--------------------------------|----------------------------------|
|                                  |   | 一層至<br>五層<br>1-5<br>Stories | 六層至<br>十二層<br>6-12<br>Stories | 十三層<br>至十九<br>層<br>13-19<br>Stories | 二十層<br>以上<br>20 Stories<br>& Over | 獨立<br>住宅<br>Stand-<br>alone<br>Dwelling | 集合<br>住宅<br>Group<br>Dwelling | 辦公<br>建築<br>Office<br>Building | 商業<br>建築<br>Business<br>Building |
| 九十三年 2004                        | 3,340                                   | 2,875                       | 361                           | 86                                  | 18                                | 1,363                                   | 786                           | 65                             | 174                              |
| 九十四年 2005                        | 3,054                                   | 2,602                       | 334                           | 99                                  | 19                                | 1,262                                   | 771                           | 69                             | 155                              |
| 九十五年 2006                        | 2,746                                   | 2,360                       | 306                           | 61                                  | 19                                | 1,104                                   | 617                           | 63                             | 150                              |
| 九十六年 2007                        | 2,200                                   | 1,895                       | 234                           | 59                                  | 12                                | 889                                     | 452                           | 54                             | 126                              |
| 九十七年 2008                        | 1,885                                   | 1,629                       | 187                           | 57                                  | 12                                | 791                                     | 380                           | 44                             | 95                               |
| 九十八年 2009                        | 1,634                                   | 1,429                       | 159                           | 40                                  | 6                                 | 689                                     | 330                           | 32                             | 103                              |
| 九十九年 2010                        | 1,458                                   | 1,284                       | 138                           | 30                                  | 6                                 | 592                                     | 268                           | 36                             | 73                               |
| 一〇〇年 2011                        | 1,249                                   | 1,103                       | 123                           | 16                                  | 7                                 | 518                                     | 230                           | 26                             | 79                               |
| 一〇一年 2012                        | 1,199                                   | 1,077                       | 102                           | 19                                  | 1                                 | 541                                     | 184                           | 26                             | 83                               |
| 四月 Apr.                          | 86                                      | 73                          | 10                            | 3                                   | —                                 | 39                                      | 15                            | 3                              | 3                                |
| 五月 May                           | 84                                      | 70                          | 13                            | 1                                   | —                                 | 31                                      | 15                            | 2                              | 7                                |
| 六月 June                          | 81                                      | 71                          | 10                            | —                                   | —                                 | 35                                      | 8                             | 5                              | 5                                |
| 七月 July                          | 107                                     | 94                          | 10                            | 2                                   | 1                                 | 39                                      | 17                            | 6                              | 8                                |
| 八月 Aug.                          | 104                                     | 98                          | 5                             | 1                                   | —                                 | 49                                      | 12                            | 2                              | 7                                |
| 九月 Sept.                         | 100                                     | 94                          | 6                             | —                                   | —                                 | 41                                      | 13                            | 1                              | 7                                |
| 十月 Oct.                          | 114                                     | 104                         | 8                             | 2                                   | —                                 | 58                                      | 14                            | 3                              | 9                                |
| 十一月 Nov.                         | 104                                     | 94                          | 8                             | 2                                   | —                                 | 51                                      | 16                            | —                              | 7                                |
| 十二月 Dec.                         | 86                                      | 80                          | 6                             | —                                   | —                                 | 49                                      | 14                            | 2                              | 4                                |
| <b>一〇二年 2013</b>                 | <b>388</b>                              | <b>343</b>                  | <b>30</b>                     | <b>9</b>                            | <b>6</b>                          | <b>170</b>                              | <b>75</b>                     | <b>7</b>                       | <b>23</b>                        |
| 一月 Jan.                          | 101                                     | 92                          | 7                             | 2                                   | —                                 | 45                                      | 17                            | 2                              | 8                                |
| 二月 Feb.                          | 111                                     | 94                          | 11                            | 2                                   | 4                                 | 45                                      | 27                            | 2                              | 9                                |
| 三月 Mar.                          | 101                                     | 92                          | 4                             | 4                                   | 1                                 | 47                                      | 17                            | 1                              | 6                                |
| 四月 Apr.                          | 75                                      | 65                          | 8                             | 1                                   | 1                                 | 33                                      | 14                            | 2                              | —                                |
| 較上月增減(%)<br>VS. with Last Month  | -25.74                                  | -29.35                      | 100.00                        | -75.00                              | 0.00                              | -29.79                                  | -17.65                        | 100.00                         | -100.00                          |
| 較上年同月增減(%)<br>VS. with Last Year | -12.79                                  | -10.96                      | -20.00                        | -66.67                              | —                                 | -15.38                                  | -6.67                         | -33.33                         | -100.00                          |

| By Classification         |                                     |              | 按建築物用途分 By Use |                               |                                |                      |                                       |                                  |              |
|---------------------------|-------------------------------------|--------------|----------------|-------------------------------|--------------------------------|----------------------|---------------------------------------|----------------------------------|--------------|
| 複合<br>建築<br>Com-<br>pound | 工廠<br>及倉庫<br>Factory &<br>Warehouse | 其他<br>Others | 住宅<br>Dwelling | 營業<br>場所<br>Business<br>Space | 作業<br>場所<br>Operating<br>Space | 倉庫<br>Ware-<br>house | 空屋或<br>修建中<br>Vacancy or<br>Repairing | 公共<br>設施<br>Public<br>Facilities | 其他<br>Others |
| 86                        | 599                                 | 267          | 1,937          | 400                           | 411                            | 210                  | 154                                   | 77                               | 151          |
| 57                        | 519                                 | 221          | 1,828          | 361                           | 366                            | 172                  | 133                                   | 55                               | 139          |
| 36                        | 534                                 | 242          | 1,537          | 356                           | 381                            | 189                  | 73                                    | 57                               | 153          |
| 38                        | 418                                 | 223          | 1,224          | 292                           | 299                            | 122                  | 75                                    | 55                               | 133          |
| 41                        | 385                                 | 149          | 1,050          | 227                           | 262                            | 149                  | 58                                    | 35                               | 104          |
| 35                        | 318                                 | 127          | 933            | 221                           | 208                            | 117                  | 43                                    | 33                               | 79           |
| 29                        | 334                                 | 126          | 774            | 175                           | 211                            | 135                  | 42                                    | 32                               | 89           |
| 25                        | 288                                 | 83           | 678            | 167                           | 184                            | 103                  | 29                                    | 26                               | 62           |
| 19                        | 250                                 | 96           | 661            | 137                           | 169                            | 95                   | 42                                    | 18                               | 77           |
| 2                         | 14                                  | 10           | 50             | 10                            | 10                             | 4                    | 1                                     | 1                                | 10           |
| 2                         | 21                                  | 6            | 43             | 12                            | 17                             | 5                    | —                                     | —                                | 7            |
| 2                         | 16                                  | 10           | 39             | 10                            | 14                             | 5                    | 2                                     | 1                                | 10           |
| 1                         | 31                                  | 5            | 55             | 13                            | 20                             | 11                   | 3                                     | —                                | 5            |
| 1                         | 23                                  | 10           | 59             | 12                            | 14                             | 9                    | 2                                     | 1                                | 7            |
| —                         | 26                                  | 12           | 43             | 9                             | 17                             | 12                   | 9                                     | 4                                | 6            |
| 2                         | 22                                  | 6            | 65             | 10                            | 14                             | 9                    | 10                                    | 2                                | 4            |
| 3                         | 19                                  | 8            | 61             | 13                            | 13                             | 8                    | 3                                     | 2                                | 4            |
| —                         | 13                                  | 4            | 56             | 8                             | 9                              | 3                    | 4                                     | 3                                | 3            |
| <b>6</b>                  | <b>81</b>                           | <b>26</b>    | <b>226</b>     | <b>40</b>                     | <b>58</b>                      | <b>28</b>            | <b>14</b>                             | <b>6</b>                         | <b>16</b>    |
| —                         | 19                                  | 10           | 56             | 15                            | 10                             | 11                   | 4                                     | 1                                | 4            |
| 4                         | 19                                  | 5            | 67             | 11                            | 15                             | 5                    | 4                                     | 3                                | 6            |
| 1                         | 24                                  | 5            | 61             | 8                             | 21                             | 5                    | 3                                     | 1                                | 2            |
| 1                         | 19                                  | 6            | 42             | 6                             | 12                             | 7                    | 3                                     | 1                                | 4            |
| 0.00                      | -20.83                              | 20.00        | -31.15         | -25.00                        | -42.86                         | 40.00                | 0.00                                  | 0.00                             | 100.00       |
| -50.00                    | 35.71                               | -40.00       | -16.00         | -40.00                        | 20.00                          | 75.00                | 200.00                                | 0.00                             | -60.00       |

資料來源：本部消防署。

Source : National Fire Agency, MOI.

表68. 火災出動人員、車輛及其他裝備

| 年(月)別<br>Year (Month)            | 出動人次(1) Person-Times of Attendance |                       |                                    |              | 救出人數<br>(人)<br>No. of<br>People<br>Rescued<br>(Persons) | 雲梯<br>消防車<br>Ladder |
|----------------------------------|------------------------------------|-----------------------|------------------------------------|--------------|---|---------------------|
|                                  | 合計<br>Total                        | 消防人員<br>Fire Fighters | 義消人員<br>Volunteer<br>Fire Fighters | 其他<br>Others |   |                     |
| 九十三年 2004                        | 373,974                            | 212,863               | 131,452                            | 29,659       | 836   | 4,577               |
| 九十四年 2005                        | 341,302                            | 201,153               | 108,676                            | 31,473       | 1,275   | 3,927               |
| 九十五年 2006                        | 302,767                            | 177,172               | 103,353                            | 22,242       | 968   | 3,269               |
| 九十六年 2007                        | 322,613                            | 197,261               | 104,840                            | 20,512       | 1,329   | 4,208               |
| 九十七年 2008                        | 305,862                            | 191,908               | 100,271                            | 13,683       | 1,173   | 4,348               |
| 九十八年 2009                        | 350,597                            | 229,400               | 107,747                            | 13,450       | 719   | 5,062               |
| 九十九年 2010                        | 325,601                            | 227,875               | 86,292                             | 11,434       | 503   | 4,875               |
| 一〇〇年 2011                        | 335,992                            | 248,177               | 78,303                             | 9,512        | 570   | 5,433               |
| 一〇一年 2012                        | 397,510                            | 318,175               | 72,507                             | 6,828        | 471   | 7,015               |
| 四月 Apr.                          | 37,044                             | 28,969                | 7,475                              | 600          | 19  | 517                 |
| 五月 May                           | 28,905                             | 23,637                | 4,692                              | 576          | 33  | 547                 |
| 六月 June                          | 28,380                             | 23,455                | 4,516                              | 409          | 34  | 388                 |
| 七月 July                          | 33,077                             | 26,622                | 5,843                              | 612          | 50  | 578                 |
| 八月 Aug.                          | 29,221                             | 23,381                | 5,322                              | 518          | 27  | 500                 |
| 九月 Sept.                         | 31,988                             | 24,901                | 6,319                              | 768          | 25  | 583                 |
| 十月 Oct.                          | 41,853                             | 32,034                | 9,083                              | 736          | 105   | 591                 |
| 十一月 Nov.                         | 32,112                             | 25,699                | 5,941                              | 472          | 32  | 765                 |
| 十二月 Dec.                         | 28,999                             | 24,201                | 4,522                              | 276          | 18  | 537                 |
| <b>一〇二年 2013</b>                 | <b>144,017</b>                     | <b>114,802</b>        | <b>27,312</b>                      | <b>1,903</b> | <b>116</b>  | <b>2,453</b>        |
| 一月 Jan.                          | 34,745                             | 28,527                | 5,741                              | 477          | 21  | 627                 |
| 二月 Feb.                          | 40,457                             | 32,981                | 7,063                              | 413          | 39  | 670                 |
| 三月 Mar.                          | 43,039                             | 32,465                | 9,890                              | 684          | 21  | 583                 |
| 四月 Apr.                          | 25,776                             | 20,829                | 4,618                              | 329          | 35  | 573                 |
| 較上月增減(%)<br>VS. with Last Month  | -40.11                             | -35.84                | -53.31                             | -51.90       | 66.67   | -1.72               |
| 較上年同月增減(%)<br>VS. with Last Year | -30.42                             | -28.10                | -38.22                             | -45.17       | 84.21   | 10.83               |

資料來源：本部消防署。  
說明：1. 93年1月起，出動人次不含警察人數。  
2. 93年1月起，原高低壓消防車，併入水箱水庫超高壓消防車。  
- 226 -

TABLE 68. FIRE SERVICES AND CALL FREQUENCY

| 消防車(車次) Fire Engines(Times) |   | 救災車(車次) Rescue Cars(Times)      |   |                             |                                   | 勤務車<br>(警備<br>修護)<br>(車次)<br>Operation<br>Vehicles<br>(Times) | 救護車<br>(車次)<br>Ambu-<br>lances<br>(Times) | 消防船、<br>直昇機<br>及其他<br>裝備<br>(車次)<br>Others<br>(Times) |
|-----------------------------|---|---------------------------------|---|-----------------------------|-----------------------------------|---|---|---|
| 化學<br>消防車<br>Chemical       | 水箱、水<br>庫超高壓<br>消防車<br>Tanker, Heavy<br>Tanker & Super<br>-high Presser | 其他(泡<br>沫、幫浦<br>) 消防車<br>Others | 救 助<br>器材車<br>Rescue<br>Fire<br>Engines | 照明車<br>Lighting<br>Vehicles | 其他<br>救災車<br>Other Rescue<br>Cars |   |   |   |
| 3,793                       | 68,726  | 1,309                           | 3,507                                   | 587                         | 2,833                             | 59  | 15,448                                    | 766   |
| 3,938                       | 64,202  | 1,197                           | 3,365                                   | 495                         | 3,328                             | 102   | 15,357                                    | 537   |
| 3,489                       | 59,823  | 693                             | 2,842                                   | 418                         | 3,119                             | 193   | 13,199                                    | 487   |
| 5,262                       | 63,262  | 686                             | 3,599                                   | 328                         | 3,015                             | 199   | 15,110                                    | 448   |
| 5,543                       | 60,932  | 773                             | 3,048                                   | 423                         | 2,744                             | 232   | 14,561                                    | 433   |
| 6,292                       | 70,289  | 841                             | 3,297                                   | 411                         | 3,490                             | 338   | 16,220                                    | 311   |
| 5,434                       | 68,697  | 731                             | 3,458                                   | 397                         | 3,859                             | 499   | 16,271                                    | 423   |
| 6,052                       | 74,743  | 519                             | 4,006                                   | 194                         | 3,359                             | 761   | 18,892                                    | 331   |
| 5,462                       | 81,324  | 1,047                           | 4,392                                   | 305                         | 3,948                             | 757   | 21,571                                    | 557   |
| 393                         | 7,495   | 65                              | 279                                     | 22                          | 333                               | 43  | 1,688                                     | 49  |
| 422                         | 5,405   | 93                              | 303                                     | 33                          | 291                               | 50  | 1,593                                     | 48  |
| 426                         | 4,456   | 63                              | 246                                     | 16                          | 247                               | 62  | 1,197                                     | 36  |
| 536                         | 7,241   | 55                              | 447                                     | 28                          | 327                               | 112   | 2,042                                     | 33  |
| 358                         | 6,073   | 63                              | 408                                     | 17                          | 307                               | 54  | 1,832                                     | 62  |
| 584                         | 7,051   | 111                             | 433                                     | 25                          | 333                               | 66  | 1,872                                     | 36  |
| 573                         | 9,744   | 58                              | 482                                     | 21                          | 389                               | 71  | 2,128                                     | 51  |
| 395                         | 7,086   | 164                             | 419                                     | 19                          | 334                               | 83  | 1,817                                     | 38  |
| 434                         | 6,205   | 50                              | 462                                     | 19                          | 317                               | 35  | 1,921                                     | 43  |
| <b>1,959</b>                | <b>32,396</b>   | <b>258</b>                      | <b>1,971</b>                            | <b>73</b>                   | <b>1,800</b>                      | <b>276</b>  | <b>8,280</b>                              | <b>218</b>  |
| 465                         | 7,309   | 70                              | 540                                     | 22                          | 457                               | 75  | 2,004                                     | 58  |
| 549                         | 9,151   | 72                              | 566                                     | 24                          | 486                               | 66  | 2,294                                     | 59  |
| 621                         | 10,152  | 85                              | 458                                     | 14                          | 525                               | 84  | 2,171                                     | 70  |
| 324                         | 5,784   | 31                              | 407                                     | 13                          | 332                               | 51  | 1,811                                     | 31  |
| -47.83                      | -43.03  | -63.53                          | -11.14                                  | -7.14                       | -36.76                            | -39.29  | -16.58                                    | -55.71  |
| -17.56                      | -22.83  | -52.31                          | 45.88                                   | -40.91                      | -0.30                             | 18.60   | 7.29                                      | -36.73  |

Source : National Fire Agency, MOI.  
Note : 1. Person-Times of attendance exclude vigilante since 2004.  
2. The figures of high-low pressure fire engines merge into tanker, heavy tanker and superhigh presser since 2004.  
- 227 -

表69. 消防緊急救護服務

TABLE 69. EMERGENCY MEDICAL SERVICES

| 年 (月) 別<br>Year (Month)           | 救護出勤次數<br>Times of Call Volume (Times) |                                 |   | 急救送醫人次      |                |                        |                          |                                |
|-----------------------------------|--|---------------------------------|---|-------------|----------------|------------------------|--------------------------|--------------------------------|
|                                   | 合計<br>Total                            | 送醫<br>次數<br>Send to<br>Hospital | 未運送<br>次數<br>Without Sending<br>to Hospital | 合計<br>Total | 非創傷類           |                        |                          |                                |
|                                   |  |                                 |   |             | 小計<br>Subtotal | 急病<br>Acute<br>Disease | 路倒<br>Falling<br>on Road | 孕婦<br>急產<br>In Urgent<br>Labor |
| 九十三年 2004                         | 614,656                                | 462,457                         | 152,199                                     | 473,967     | 177,336        | 18,711                 | 943                      |                                |
| 九十四年 2005                         | 678,989                                | 513,835                         | 165,154                                     | 529,321     | 203,479        | 21,194                 | 987                      |                                |
| 九十五年 2006                         | 691,964                                | 527,949                         | 164,015                                     | 537,707     | 256,350        | 177,185                | 15,613                   | 1,153                          |
| 九十六年 2007                         | 720,797                                | 558,035                         | 162,762                                     | 593,034     | 297,547        | 199,766                | 15,401                   | 1,116                          |
| 九十七年 2008                         | 752,823                                | 589,932                         | 162,891                                     | 609,506     | 296,932        | 194,881                | 15,141                   | 1,283                          |
| 九十八年 2009                         | 811,914                                | 634,194                         | 177,720                                     | 662,924     | 319,093        | 216,359                | 15,813                   | 1,271                          |
| 九十九年 2010                         | 918,882                                | 718,914                         | 199,968                                     | 749,126     | 363,982        | 252,226                | 18,032                   | 1,407                          |
| 一〇〇年 2011                         | 1,003,981                              | 783,531                         | 220,450                                     | 817,928     | 402,253        | 284,710                | 18,062                   | 1,789                          |
| 一〇一年 2012                         | 1,014,909                              | 791,853                         | 223,056                                     | 826,076     | 409,051        | 289,864                | 16,302                   | 2,153                          |
| 四月 Apr.                           | 83,060                                 | 64,218                          | 18,842                                      | 67,076      | 33,373         | 23,446                 | 1,342                    | 188                            |
| 五月 May                            | 84,348                                 | 65,921                          | 18,427                                      | 68,788      | 34,222         | 24,367                 | 1,393                    | 165                            |
| 六月 June                           | 81,904                                 | 64,021                          | 17,883                                      | 66,755      | 33,430         | 23,791                 | 1,239                    | 192                            |
| 七月 July                           | 86,146                                 | 67,762                          | 18,384                                      | 70,898      | 35,018         | 24,845                 | 1,393                    | 171                            |
| 八月 Aug.                           | 81,331                                 | 63,579                          | 17,752                                      | 66,214      | 33,014         | 23,347                 | 1,340                    | 171                            |
| 九月 Sept.                          | 80,565                                 | 62,896                          | 17,669                                      | 65,935      | 31,326         | 21,984                 | 1,286                    | 165                            |
| 十月 Oct.                           | 85,867                                 | 67,083                          | 18,784                                      | 70,386      | 32,712         | 23,022                 | 1,325                    | 168                            |
| 十一月 Nov.                          | 81,284                                 | 63,605                          | 17,679                                      | 66,379      | 31,357         | 22,190                 | 1,166                    | 192                            |
| 十二月 Dec.                          | 87,760                                 | 68,429                          | 19,331                                      | 71,383      | 34,216         | 24,268                 | 1,401                    | 199                            |
| 一〇二年 2013                         | 332,152                                | 259,366                         | 72,786                                      | 281,341     | 148,273        | 94,679                 | 8,365                    | 605                            |
| 一月 Jan.                           | 90,873                                 | 70,971                          | 19,902                                      | 77,025      | 40,325         | 27,669                 | 2,590                    | 196                            |
| 二月 Feb.                           | 79,530                                 | 61,718                          | 17,812                                      | 67,581      | 36,522         | 24,729                 | 2,350                    | 151                            |
| 三月 Mar.                           | 83,160                                 | 65,185                          | 17,975                                      | 70,228      | 36,774         | 19,617                 | 1,306                    | 138                            |
| 四月 Apr.                           | 78,589                                 | 61,492                          | 17,097                                      | 66,507      | 34,652         | 22,664                 | 2,119                    | 120                            |
| 較上月增減 (%)<br>VS. with Last Month  | -5.50                                  | -5.67                           | -4.88                                       | -5.30       | -5.77          | 15.53                  | 62.25                    | -13.04                         |
| 較上年同月增減 (%)<br>VS. with Last Year | -5.38                                  | -4.24                           | -9.26                                       | -0.85       | 3.83           | -3.34                  | 57.90                    | -36.17                         |

| Times of Person Rescued in Emergency (2)                             |               |              |                |                               |                     |                     |   |              |  |        | 其他<br>(2005年<br>以前)<br>Others<br>Prior<br>to 2005 |
|--|---------------|--------------|----------------|-------------------------------|---------------------|---------------------|---|--------------|--|--------|---|
| Non-Trauma   |               |              | 創傷類 Trauma     |                               |                     |                     |   | 其他<br>Others |  |        |   |
| 毒藥物/<br>一氧化碳中<br>毒<br>Toxicant/Drug/<br>Carbon Monoxide<br>Poisoning | 溺水<br>Drowned | 其他<br>Others | 小計<br>Subtotal | 一般<br>外傷<br>General<br>Trauma | 墜落<br>傷<br>Tumbling | 穿刺<br>傷<br>Piercing | 車禍<br>受傷<br>Injured in<br>a Traffic<br>Accident |              | 電擊傷<br>Wounded<br>by Electric<br>Shock |        |   |
| 1,973  | 547           |              |                | 37,711                        | 186,412             | 171                 |   |              |  | 50,163 |   |
| 2,360  | 532           |              |                | 39,441                        | 203,569             | 213                 |   |              |  | 57,546 |   |
| 5,361  | 551           | 56,487       | 281,357        | 56,171                        | 4,746               | 644                 | 205,542   | 146          | 14,108                                 |        |   |
| 5,613  | 524           | 75,127       | 295,487        | 59,137                        | 6,370               | 639                 | 216,503   | 140          | 12,698                                 |        |   |
| 6,656  | 556           | 78,415       | 312,574        | 61,118                        | 5,226               | 535                 | 232,827   | 134          | 12,734                                 |        |   |
| 5,774  | 524           | 79,352       | 343,831        | 67,667                        | 5,985               | 598                 | 254,463   | 126          | 14,992                                 |        |   |
| 6,010  | 485           | 85,822       | 385,144        | 73,596                        | 5,156               | 584                 | 288,340   | 126          | 17,342                                 |        |   |
| 5,391  | 406           | 91,895       | 415,675        | 76,687                        | 5,172               | 602                 | 313,723   | 122          | 19,369                                 |        |   |
| 6,055  | 463           | 94,214       | 417,025        | 70,268                        | 6,363               | 600                 | 315,359   | 124          | 24,311                                 |        |   |
| 556  | 40            | 7,801        | 33,703         | 6,236                         | 464                 | 46                  | 25,372  | 12           | 1,573                                  |        |   |
| 530  | 24            | 7,743        | 34,566         | 5,900                         | 511                 | 48                  | 26,421  | 19           | 1,667                                  |        |   |
| 537  | 50            | 7,621        | 33,325         | 5,587                         | 509                 | 50                  | 25,380  | 12           | 1,787                                  |        |   |
| 552  | 71            | 7,986        | 35,880         | 5,791                         | 601                 | 66                  | 26,984  | 16           | 2,422                                  |        |   |
| 496  | 47            | 7,613        | 33,200         | 5,562                         | 615                 | 60                  | 24,602  | 17           | 2,344                                  |        |   |
| 476  | 45            | 7,370        | 34,609         | 5,506                         | 556                 | 66                  | 26,093  | 11           | 2,377                                  |        |   |
| 567  | 41            | 7,589        | 37,674         | 5,856                         | 556                 | 47                  | 28,746  | 6            | 2,463                                  |        |   |
| 432  | 30            | 7,347        | 35,022         | 5,333                         | 561                 | 41                  | 26,707  | 4            | 2,376                                  |        |   |
| 390  | 20            | 7,938        | 37,167         | 5,671                         | 569                 | 37                  | 28,444  | 8            | 2,438                                  |        |   |
| 1,844  | 455           | 42,325       | 133,068        | 26,861                        | 2,367               | 225                 | 94,800  | 39           | 8,776                                  |        |   |
| 473  | 24            | 9,373        | 36,700         | 6,464                         | 728                 | 48                  | 27,177  | 6            | 2,277                                  |        |   |
| 407  | 32            | 8,853        | 31,059         | 5,684                         | 541                 | 58                  | 22,615  | 6            | 2,155                                  |        |   |
| 532  | 369           | 14,812       | 33,454         | 8,906                         | 545                 | 64                  | 21,717  | 13           | 2,209                                  |        |   |
| 432  | 30            | 9,287        | 31,855         | 5,807                         | 553                 | 55                  | 23,291  | 14           | 2,135                                  |        |   |
| -18.80   | -91.87        | -37.30       | -4.78          | -34.80                        | 1.47                | -14.06              | 7.25  | 7.69         | -3.35                                  |        |   |
| -22.30   | -25.00        | 19.05        | -5.48          | -6.88                         | 19.18               | 19.57               | -8.20   | 16.67        | 35.73                                  |        |   |

資料來源：本部消防署。

說明：1. 94年以前，「路倒」為「醉酒路倒」，「孕婦急產」為「孕婦待產」，「毒藥物/一氧化碳中毒」為「中毒」，「溺水」為「救溺」，「車禍受傷」為「車禍」，「一般外傷、墜落傷、穿刺傷」為「摔(兇)傷」，「電擊傷」為「觸電」。2. 94年以前急救送醫人次未依創傷類別分，故無小計及其分類之其他。

Source: National Fire Agency, MOL.

Note: 1. Prior to 2005, "Falling on Road" as "Falling on Road after Drinking", "In Urgent Labor" as "Pregnant Woman to Bear", "Toxicant/Drug/Carbon Monoxide Poisoning" as "Poisoning", "Drowned" as "Save the Drowned", "Injured in Traffic Accident" as "Traffic Accident", "General Trauma, Tumbling, Piercing" as "Wounded by Tumbling or Ferocity". 2. The Times of Person Rescued in Emergency hadn't been classified as non-trauma/trauma before 2005.

表70. 消防緊急救護急救處置

單位：次

| 年(月)別<br>Year (Month)            | 呼吸道處置<br>Respiratory Passages Treatments |                                       |                                       |                       |                             | 創傷處置                   |                             |                                  |                             |
|----------------------------------|--|---------------------------------------|---------------------------------------|-----------------------|-----------------------------|------------------------|-----------------------------|----------------------------------|-----------------------------|
|                                  | 抽吸<br>Aspirate                           | 鼻管<br>Given<br>Oxygen<br>from<br>Nose | 面罩<br>Given<br>Oxygen<br>from<br>Mask | 哈姆<br>立克法<br>Heimlich | 其他維<br>持呼吸<br>道暢通<br>Others | 頸圍<br>Cervical<br>Ring | 清洗<br>傷口<br>Clear<br>Wounds | 包紮<br>止血<br>Bloodshed<br>Swathed | 夾板<br>固定<br>Splint<br>Fixed |
| 九十三年 2004                        | 4,289                                    | 42,322                                | 86,355                                | 918                   | 262,549                     | 26,624                 | ...                         | 172,441                          | 30,779                      |
| 九十四年 2005                        | 2,843                                    | 51,845                                | 91,336                                | 626                   | 273,802                     | 30,995                 | ...                         | 192,303                          | 31,945                      |
| 九十五年 2006                        | 2,525                                    | 50,324                                | 81,531                                | 428                   | 81,297                      | 31,668                 | 174,217                     | 180,880                          | 34,540                      |
| 九十六年 2007                        | 2,571                                    | 54,602                                | 88,092                                | 302                   | 57,319                      | 34,251                 | 196,986                     | 189,340                          | 33,717                      |
| 九十七年 2008                        | 2,945                                    | 53,693                                | 89,639                                | 323                   | 45,045                      | 39,377                 | 215,801                     | 203,477                          | 34,112                      |
| 九十八年 2009                        | 2,755                                    | 56,226                                | 95,065                                | 372                   | 58,562                      | 45,374                 | 241,815                     | 226,047                          | 33,965                      |
| 九十九年 2010                        | 2,949                                    | 62,213                                | 107,792                               | 330                   | 69,133                      | 53,722                 | 276,916                     | 257,750                          | 35,537                      |
| 一〇〇年 2011                        | 2,662                                    | 59,628                                | 110,020                               | 308                   | 76,195                      | 56,811                 | 302,211                     | 281,190                          | 35,173                      |
| 一〇一年 2012                        | 2,402                                    | 49,218                                | 101,423                               | 318                   | 79,123                      | 52,836                 | 306,367                     | 282,173                          | 33,694                      |
| 四月 Apr.                          | 217                                      | 4,294                                 | 8,459                                 | 27                    | 6,124                       | 4,347                  | 24,894                      | 22,997                           | 2,804                       |
| 五月 May                           | 186                                      | 4,197                                 | 8,704                                 | 18                    | 6,305                       | 4,326                  | 26,175                      | 24,142                           | 2,802                       |
| 六月 June                          | 185                                      | 4,148                                 | 8,496                                 | 24                    | 6,344                       | 4,085                  | 25,330                      | 23,389                           | 2,644                       |
| 七月 July                          | 185                                      | 4,455                                 | 8,658                                 | 19                    | 6,672                       | 4,477                  | 28,000                      | 25,908                           | 2,779                       |
| 八月 Aug.                          | 190                                      | 3,974                                 | 8,091                                 | 14                    | 6,153                       | 4,113                  | 25,577                      | 23,674                           | 2,535                       |
| 九月 Sept.                         | 177                                      | 3,803                                 | 7,534                                 | 20                    | 6,005                       | 4,353                  | 26,790                      | 24,631                           | 2,594                       |
| 十月 Oct.                          | 162                                      | 3,775                                 | 7,601                                 | 14                    | 6,188                       | 4,732                  | 28,316                      | 26,016                           | 2,944                       |
| 十一月 Nov.                         | 161                                      | 3,486                                 | 7,652                                 | 22                    | 6,013                       | 4,332                  | 25,247                      | 23,089                           | 2,810                       |
| 十二月 Dec.                         | 190                                      | 3,438                                 | 8,195                                 | 28                    | 6,984                       | 4,571                  | 25,777                      | 23,560                           | 2,929                       |
| <b>一〇二年 2013</b>                 | <b>730</b>                               | <b>14,463</b>                         | <b>32,841</b>                         | <b>102</b>            | <b>35,834</b>               | <b>16,922</b>          | <b>94,756</b>               | <b>86,297</b>                    | <b>11,195</b>               |
| 一月 Jan.                          | 211                                      | 3,849                                 | 8,876                                 | 33                    | 8,068                       | 4,605                  | 25,150                      | 22,889                           | 3,145                       |
| 二月 Feb.                          | 194                                      | 3,464                                 | 8,016                                 | 31                    | 9,450                       | 3,979                  | 21,781                      | 19,871                           | 2,530                       |
| 三月 Mar.                          | 169                                      | 3,560                                 | 8,044                                 | 18                    | 9,357                       | 4,415                  | 24,648                      | 22,403                           | 2,843                       |
| 四月 Apr.                          | 156                                      | 3,590                                 | 7,905                                 | 20                    | 8,959                       | 3,923                  | 23,177                      | 21,134                           | 2,677                       |
| 較上月增減(%)<br>VS. with Last Month  | -7.69                                    | 0.84                                  | -1.73                                 | 11.11                 | -4.25                       | -11.14                 | -5.97                       | -5.66                            | -5.84                       |
| 較上年同月增減(%)<br>VS. with Last Year | -28.11                                   | -16.39                                | -6.55                                 | -25.93                | 46.29                       | -9.75                  | -6.90                       | -8.10                            | -4.53                       |

說明：94年以前，「長背板固定」為「長短背板固定」，KED為「脊幹固定」，AED為電擊，「藥物處置」為含給舌下硝酸甘油片及糖水，其他為不歸類於前項者。

TABLE 70. RESCUE TREATMENTS OF EMERGENCY MEDICAL SERVICES

Unit: Times

| Trauma Treatments            |   |                  | 心肺復甦術<br>CPR |                                | 藥物<br>處置<br>Medicine<br>Treatments | 其他處置<br>Other Treatments |                                 |                                |                |
|------------------------------|---|------------------|--------------|--------------------------------|------------------------------------|--------------------------|---------------------------------|--------------------------------|----------------|
| 長背板<br>固定<br>Tergal<br>Fixed | 鏟式擔<br>架固定<br>Shovel-type<br>Stretcher<br>Fixed | 軀幹固<br>定器<br>KED | CPR          | 使用自<br>動體外<br>心臟去<br>顫器<br>AED |                                    | 保暖<br>Keep<br>Warm       | 心理<br>支持<br>Psycho-<br>analyzed | 協助<br>生產<br>Helping<br>Bearing | 其他<br>Others   |
| 30,945                       | ...   | 2,985            | 14,164       | 1,476                          | 1,926                              | ...                      | 387,560                         | 560                            | 72,582         |
| 36,790                       | ...   | 2,789            | 15,580       | 1,561                          | 2,323                              | ...                      | 452,787                         | 694                            | 98,641         |
| 39,449                       | 3,090   | 4,051            | 14,876       | 10,634                         | 7,116                              | 213,992                  | 432,921                         | 727                            | 159,561        |
| 43,222                       | 3,853   | 3,754            | 16,589       | 13,398                         | 8,459                              | 298,384                  | 482,802                         | 797                            | 256,963        |
| 47,500                       | 3,422   | 3,809            | 17,582       | 15,773                         | 10,717                             | 340,116                  | 518,580                         | 882                            | 304,842        |
| 52,960                       | 3,548   | 3,866            | 18,115       | 16,632                         | 13,721                             | 374,917                  | 573,670                         | 821                            | 364,945        |
| 59,985                       | 2,792   | 3,790            | 18,871       | 18,251                         | 16,687                             | 432,775                  | 660,172                         | 1,258                          | 445,119        |
| 63,279                       | 3,391   | 3,629            | 20,039       | 19,831                         | 17,777                             | 462,414                  | 725,384                         | 549                            | 515,285        |
| 61,665                       | 2,949   | 2,910            | 20,491       | 20,829                         | 18,809                             | 456,346                  | 738,106                         | 669                            | 529,005        |
| 4,971                        | 221   | 248              | 1,480        | 1,510                          | 1,556                              | 37,507                   | 60,134                          | 49                             | 42,817         |
| 4,990                        | 290   | 228              | 1,586        | 1,619                          | 1,580                              | 35,595                   | 61,683                          | 32                             | 43,945         |
| 4,686                        | 250   | 215              | 1,569        | 1,588                          | 1,546                              | 34,069                   | 59,752                          | 89                             | 42,283         |
| 5,029                        | 279   | 238              | 1,708        | 1,740                          | 1,774                              | 33,162                   | 63,164                          | 33                             | 45,353         |
| 4,758                        | 230   | 228              | 1,616        | 1,617                          | 1,584                              | 32,194                   | 59,128                          | 34                             | 42,360         |
| 5,022                        | 225   | 260              | 1,589        | 1,640                          | 1,515                              | 31,791                   | 58,677                          | 33                             | 42,046         |
| 5,346                        | 224   | 222              | 1,657        | 1,678                          | 1,402                              | 35,550                   | 62,520                          | 88                             | 44,665         |
| 5,044                        | 227   | 224              | 1,598        | 1,657                          | 1,319                              | 36,384                   | 59,214                          | 25                             | 42,077         |
| 5,502                        | 242   | 242              | 1,851        | 1,869                          | 1,612                              | 42,826                   | 63,516                          | 33                             | 46,133         |
| <b>20,358</b>                | <b>895</b>                                      | <b>954</b>       | <b>7,583</b> | <b>7,658</b>                   | <b>7,936</b>                       | <b>158,680</b>           | <b>242,286</b>                  | <b>282</b>                     | <b>199,495</b> |
| 5,612                        | 277   | 279              | 2,169        | 2,205                          | 2,082                              | 45,618                   | 65,827                          | 44                             | 49,616         |
| 4,896                        | 220   | 213              | 1,920        | 1,947                          | 2,061                              | 38,211                   | 57,354                          | 184                            | 48,805         |
| 5,205                        | 113   | 266              | 1,813        | 1,820                          | 1,943                              | 38,368                   | 60,974                          | 30                             | 51,411         |
| 4,645                        | 285   | 196              | 1,681        | 1,686                          | 1,850                              | 36,483                   | 58,131                          | 24                             | 49,663         |
| -10.76                       | 152.21  | -26.32           | -7.28        | -7.36                          | -4.79                              | -4.91                    | -4.66                           | -20.00                         | -3.40          |
| -6.56                        | 28.96   | -20.97           | 13.58        | 11.66                          | 18.89                              | -2.73                    | -3.33                           | -51.02                         | 15.99          |

Note: Prior to 2005, Tergal Fixed inc. short ones, KED as Spine Fixation, AED as Electric Shock, Medicine Treatments inc. Nitroglycerin and Sugar Liquid, Others refer to the unclassified.

表71. 核發建築物建造執照—按月別及用途別分

TABLE 71. ISSUED BUILDING CONSTRUCTION LICENSE  
- BY MONTH AND USE

| 年 (月) 別<br>Year (Month)          | 總計<br>Grand Total  |  | 住宿類(H類)<br>住宅(H2)<br>Residential |               |  |
|----------------------------------|--------------------|--|----------------------------------|---------------|--|
|                                  |                    |  | 件數<br>Cases                      | 宅數<br>Houses  | 總樓地板面積<br>(平方公尺)<br>Total Floor Area (m <sup>2</sup> ) |
|                                  | 總件數<br>Total Cases | 總樓地板面積<br>(平方公尺)<br>Total Floor Area (m <sup>2</sup> ) | 件數<br>Cases                      | 宅數<br>Houses  | 總樓地板面積<br>(平方公尺)<br>Total Floor Area (m <sup>2</sup> ) |
| 九十三年 2004                        | 45,934             | 42,497,328   | 30,386                           | 110,981       | 19,546,062   |
| 九十四年 2005                        | 43,805             | 43,200,430   | 27,886                           | 121,652       | 18,488,642   |
| 九十五年 2006                        | 35,184             | 36,664,413   | 25,663                           | 116,831       | 19,737,713   |
| 九十六年 2007                        | 31,704             | 34,732,493   | 24,060                           | 106,270       | 19,358,714   |
| 九十七年 2008                        | 19,484             | 26,166,355   | 14,072                           | 69,941        | 13,911,666   |
| 九十八年 2009                        | 20,517             | 19,915,953   | 15,389                           | 51,180        | 10,087,537   |
| 九十九年 2010                        | 29,696             | 31,174,017   | 23,501                           | 84,518        | 16,737,408   |
| 一〇〇年 2011                        | 33,161             | 34,148,423   | 26,538                           | 97,755        | 19,786,931   |
| 一〇一年 2012                        | 31,237             | 32,882,939   | 24,576                           | 98,663        | 19,319,459   |
| 四月 Apr.                          | 2,591              | 2,424,294  | 2,059                            | 6,892         | 1,478,202  |
| 五月 May                           | 2,872              | 3,092,232  | 2,257                            | 8,927         | 1,817,494  |
| 六月 June                          | 2,624              | 2,961,669  | 2,098                            | 11,530        | 2,054,575  |
| 七月 July                          | 3,005              | 2,336,790  | 2,384                            | 6,720         | 1,314,738  |
| 八月 Aug.                          | 2,431              | 2,433,032  | 1,882                            | 7,972         | 1,533,121  |
| 九月 Sept.                         | 2,320              | 2,295,485  | 1,822                            | 5,896         | 1,191,874  |
| 十月 Oct.                          | 2,489              | 2,819,513  | 1,929                            | 6,877         | 1,338,790  |
| 十一月 Nov.                         | 2,853              | 3,307,703  | 2,215                            | 11,019        | 2,129,341  |
| 十二月 Dec.                         | 2,879              | 3,255,516  | 2,240                            | 10,340        | 1,759,074  |
| <b>一〇二年 2013</b>                 | <b>10,205</b>      | <b>12,361,179</b>                                      | <b>8,111</b>                     | <b>40,167</b> | <b>7,916,488</b>                                       |
| 一月 Jan.                          | 2,936              | 3,806,945  | 2,288                            | 13,266        | 2,488,116  |
| 二月 Feb.                          | 1,863              | 2,273,367  | 1,467                            | 8,178         | 1,500,115  |
| 三月 Mar.                          | 2,676              | 2,740,039  | 2,166                            | 8,261         | 1,696,923  |
| 四月 Apr.                          | 2,730              | 3,540,828  | 2,190                            | 10,462        | 2,231,334  |
| 較上月增減(%)<br>VS. with Last Month  | 2.02               | 29.23  | 1.11                             | 26.64         | 34.16  |
| 較上年同月增減(%)<br>VS. with Last Year | 5.36               | 46.06  | 6.36                             | 51.80         | 54.51  |

| Lodging                     |  | 商業類(B類)<br>Commerce |  | 工業、倉儲類<br>(C類)<br>Industry, Storage |  |
|-----------------------------|--|---------------------|--|-------------------------------------|--|
| 宿舍安養(H1)<br>Dormitory, Care |  |                     |  |                                     |  |
| 件數<br>Cases                 | 總樓地板面積<br>(平方公尺)<br>Total Floor Area (m <sup>2</sup> ) | 件數<br>Cases         | 總樓地板面積<br>(平方公尺)<br>Total Floor Area (m <sup>2</sup> ) | 件數<br>Cases                         | 總樓地板面積<br>(平方公尺)<br>Total Floor Area (m <sup>2</sup> ) |
| ...                         | ...  | 7,312               | 7,856,712  | 1,802                               | 5,589,070  |
| ...                         | ...  | 6,987               | 9,938,528  | 1,893                               | 4,061,754  |
| 106                         | 243,516  | 1,975               | 2,412,478  | 2,357                               | 7,031,241  |
| 115                         | 356,998  | 524                 | 1,972,294  | 2,331                               | 5,955,876  |
| 89                          | 312,573  | 171                 | 901,335  | 1,801                               | 5,537,210  |
| 56                          | 242,948  | 127                 | 770,747  | 1,510                               | 3,357,023  |
| 72                          | 129,168  | 189                 | 1,013,204  | 2,009                               | 6,401,229  |
| 72                          | 209,123  | 170                 | 757,476  | 2,257                               | 6,132,760  |
| 76                          | 178,938  | 185                 | 1,064,986  | 2,150                               | 5,616,946  |
| 9                           | 24,262   | 11                  | 32,427   | 173                                 | 360,611  |
| 3                           | 2,735  | 19                  | 46,776   | 210                                 | 629,667  |
| 5                           | 12,149   | 23                  | 103,362  | 179                                 | 331,491  |
| 10                          | 20,696   | 16                  | 122,435  | 194                                 | 388,681  |
| 8                           | 22,001   | 14                  | 90,685   | 210                                 | 400,353  |
| 5                           | 13,160   | 19                  | 230,839  | 152                                 | 382,280  |
| 5                           | 5,348  | 14                  | 39,335   | 150                                 | 658,884  |
| 7                           | 14,307   | 12                  | 54,611   | 203                                 | 418,690  |
| 10                          | 34,604   | 23                  | 139,832  | 172                                 | 497,640  |
| <b>27</b>                   | <b>66,583</b>  | <b>69</b>           | <b>410,086</b>   | <b>622</b>                          | <b>1,824,602</b>                                       |
| 11                          | 33,275   | 21                  | 183,197  | 199                                 | 548,188  |
| 6                           | 23,396   | 12                  | 45,238   | 103                                 | 396,540  |
| 5                           | 4,420  | 16                  | 65,467   | 139                                 | 366,128  |
| 5                           | 5,492  | 20                  | 116,184  | 181                                 | 513,746  |
| 0.00                        | 24.25  | 25.00               | 77.47  | 30.22                               | 40.32  |
| -44.44                      | -77.36   | 81.82               | 258.29   | 4.62                                | 42.47  |

資料來源：本部營建署。  
說明：1.95年起依「建築物使用類組及變更使用辦法」分類並歸入歷史資料。2.94年以前，「住宿類住宅」為「住宅、農舍」，「商業類」為「商店、旅館、遊樂場」，「工業、倉儲類」為「工廠、倉庫」，「辦公、服務類」為「辦公室」，「休閒、文教類」為「學校」，「衛生、福利、更生」為「醫院」，其他為不歸類於前項者。

Source: Construction and Planning Agency, MOI.  
Note: 1.The figures are reclassified according to Architecture Usage Classification and Change Usage regulation since 2006.  
2.Prior to 2005, Residential Lodging as Houses and Farmhouses; Commerce as Stores, Hotels and Playgrounds; Industry, Storage as Factories and entrepôts; Business, Service as Offices; Leisure, Education as Schools; Health, Welfare, Regeneration as Hospitals; Others refer to the unclassified.

表71. 核發建築物建造執照—按月別及用途別分(續)

| 年 (月) 別<br>Year (Month)          | 辦公、服務類(G類)<br>Business, Service |   | 休閒、文教類(D類)<br>Leisure, Education |   | 衛生、福利、<br>更生類(F類)<br>Health, Welfare,<br>Regeneration |   |
|----------------------------------|---------------------------------|---|----------------------------------|---|---|---|
|                                  | 件數<br>Cases                     | 總樓地板<br>面積<br>(平方公尺)<br>Total Floor<br>Area (m <sup>2</sup> ) | 件數<br>Cases                      | 總樓地板<br>面積<br>(平方公尺)<br>Total Floor<br>Area (m <sup>2</sup> ) | 件數<br>Cases   | 總樓地板<br>面積<br>(平方公尺)<br>Total Floor<br>Area (m <sup>2</sup> ) |
|                                  | 九十三年 2004                       | 703   | 1,746,340                        | 429   | 1,783,459   | 40  |
| 九十四年 2005                        | 679                             | 1,711,441   | 402                              | 2,101,153   | 45  | 356,321   |
| 九十五年 2006                        | 2,189                           | 2,991,164   | 569                              | 1,667,810   | 147   | 403,696   |
| 九十六年 2007                        | 2,078                           | 2,939,010   | 592                              | 1,967,672   | 123   | 209,280   |
| 九十七年 2008                        | 1,225                           | 2,120,079   | 536                              | 1,439,692   | 123   | 319,668   |
| 九十八年 2009                        | 1,199                           | 1,803,098   | 606                              | 1,868,382   | 111   | 324,985   |
| 九十九年 2010                        | 1,302                           | 2,473,105   | 651                              | 1,741,948   | 132   | 610,098   |
| 一〇〇年 2011                        | 1,441                           | 2,076,179   | 546                              | 1,287,603   | 134   | 271,198   |
| 一〇一年 2012                        | 1,408                           | 1,973,615   | 486                              | 1,178,370   | 148   | 509,457   |
| 四月 Apr.                          | 101                             | 209,953   | 56                               | 58,616  | 13  | 14,275  |
| 五月 May                           | 134                             | 121,642   | 44                               | 215,123   | 19  | 26,590  |
| 六月 June                          | 102                             | 125,738   | 35                               | 68,961  | 16  | 23,759  |
| 七月 July                          | 152                             | 136,423   | 24                               | 19,232  | 10  | 11,140  |
| 八月 Aug.                          | 107                             | 99,375  | 39                               | 118,305   | 11  | 15,696  |
| 九月 Sept.                         | 101                             | 158,868   | 33                               | 59,566  | 11  | 12,616  |
| 十月 Oct.                          | 126                             | 345,887   | 41                               | 61,048  | 11  | 18,714  |
| 十一月 Nov.                         | 119                             | 219,647   | 59                               | 193,847   | 19  | 29,206  |
| 十二月 Dec.                         | 165                             | 232,492   | 45                               | 161,678   | 11  | 239,067   |
| <b>一〇二年 2013</b>                 | <b>385</b>                      | <b>646,373</b>  | <b>138</b>                       | <b>257,632</b>  | <b>52</b>   | <b>237,685</b>  |
| 一月 Jan.                          | 112                             | 72,936  | 44                               | 117,949   | 14  | 37,715  |
| 二月 Feb.                          | 86                              | 52,520  | 25                               | 50,826  | 12  | 22,499  |
| 三月 Mar.                          | 89                              | 147,730   | 38                               | 56,898  | 9   | 81,259  |
| 四月 Apr.                          | 98                              | 373,187   | 31                               | 31,959  | 17  | 96,212  |
| 較上月增減(%)<br>VS. with Last Month  | 10.11                           | 152.61  | -18.42                           | -43.83  | 88.89   | 18.40   |
| 較上年同月增減(%)<br>VS. with Last Year | -2.97                           | 77.75   | -44.64                           | -45.48  | 30.77   | 573.99  |

說明：3. 自95年起數字包括內政部指定特設主管建築機關資料。

TABLE 71. ISSUED BUILDING CONSTRUCTION LICENSE  
- BY MONTH AND USE(CONT.)

| 其 他 類 Others          |   |                                 |   |                              |   |              |   |
|-----------------------|---|---------------------------------|---|------------------------------|---|--------------|---|
| 公共集會類(A類)<br>Assembly |   | 宗教、殯葬類(E類)<br>Religion, Funeral |   | 危險物品類(I類)<br>Hazard Contents |   | 其他<br>Others |   |
| 件數<br>Cases           | 總樓地板面積<br>(平方公尺)<br>Total Floor<br>Area (m <sup>2</sup> ) | 件數<br>Cases                     | 總樓地板面積<br>(平方公尺)<br>Total Floor<br>Area (m <sup>2</sup> ) | 件數<br>Cases                  | 總樓地板面積<br>(平方公尺)<br>Total Floor<br>Area (m <sup>2</sup> ) | 件數<br>Cases  | 總樓地板面積<br>(平方公尺)<br>Total Floor<br>Area (m <sup>2</sup> ) |
|                       |   |                                 | 3,563   |                              | 5,372,234   |              |   |
|                       |   |                                 | 3,755   |                              | 6,542,591   |              |   |
| 64                    | 180,075   | 131                             | 176,901   | 44                           | 15,448  | 1,939        | 1,804,371   |
| 49                    | 41,848  | 179                             | 387,188   | 51                           | 31,491  | 1,602        | 1,512,122   |
| 47                    | 160,573   | 188                             | 264,722   | 52                           | 27,230  | 1,180        | 1,171,607   |
| 46                    | 71,691  | 188                             | 247,588   | 32                           | 9,538   | 1,253        | 1,132,416   |
| 43                    | 197,843   | 171                             | 316,732   | 34                           | 23,869  | 1,592        | 1,529,413   |
| 44                    | 677,181   | 160                             | 147,051   | 40                           | 26,456  | 1,759        | 2,776,465   |
| 30                    | 96,852  | 195                             | 214,271   | 44                           | 37,288  | 1,939        | 2,692,757   |
| 1                     | 2,840   | 16                              | 10,135  | 5                            | 3,548   | 147          | 229,425   |
| 2                     | 626   | 16                              | 33,920  | 10                           | 8,440   | 158          | 189,219   |
| 2                     | 1,812   | 15                              | 12,209  | 3                            | 1,192   | 146          | 226,421   |
| —                     | —   | 23                              | 25,297  | 4                            | 1,068   | 188          | 297,080   |
| 8                     | 6,864   | 18                              | 17,945  | 6                            | 2,716   | 128          | 125,971   |
| 4                     | 1,789   | 12                              | 5,430   | 3                            | 1,725   | 158          | 237,338   |
| 1                     | 572   | 11                              | 6,334   | 1                            | 230   | 200          | 344,371   |
| 6                     | 44,821  | 19                              | 29,838  | 5                            | 7,676   | 189          | 165,719   |
| 1                     | 515   | 20                              | 22,233  | 1                            | 326   | 191          | 168,055   |
| <b>22</b>             | <b>34,618</b>   | <b>51</b>                       | <b>76,409</b>   | <b>14</b>                    | <b>17,169</b>   | <b>714</b>   | <b>873,534</b>  |
| 5                     | 2,513   | 18                              | 33,712  | 3                            | 1,299   | 221          | 288,045   |
| 4                     | 3,315   | 10                              | 24,499  | 2                            | 643   | 136          | 153,776   |
| 9                     | 21,694  | 18                              | 13,391  | 8                            | 12,800  | 179          | 273,329   |
| 4                     | 7,096   | 5                               | 4,807   | 1                            | 2,427   | 178          | 158,384   |
| -55.56                | -67.29  | -72.22                          | -64.10  | -87.50                       | -81.04  | -0.56        | -42.05  |
| 300.00                | 149.86  | -68.75                          | -52.57  | -80.00                       | -31.60  | 21.09        | -30.96  |

Note : 3.The figures include the data of M.O.I. Const. Orgs. since 2006.

表72. 核發建築物建造執照—按區域別及用途別分

| 區域別<br>Locality  | 總計<br>Grand Total  |  | 住宿類(H類)               |              |  |
|--|--------------------|--|-----------------------|--------------|--|
|  |                    |  | 住宅(H2)<br>Residential |              |  |
|  | 總件數<br>Total Cases | 總樓地板面積<br>(平方公尺)<br>Total Floor Area (m <sup>2</sup> ) | 件數<br>Cases           | 宅數<br>Houses | 總樓地板面積<br>(平方公尺)<br>Total Floor Area (m <sup>2</sup> ) |
| 一〇二年四月<br>Apr., 2013                                       | 2,730              | 3,540,828  | 2,190                 | 10,462       | 2,231,334  |
| 新北市 New Taipei City  | 67                 | 532,824  | 42                    | 2,104        | 390,732  |
| 臺北市 Taipei City  | 31                 | 215,137  | 20                    | 595          | 157,383  |
| 臺中市 Taichung City  | 333                | 607,980  | 257                   | 1,574        | 363,156  |
| 臺南市 Tainan City  | 413                | 379,910  | 341                   | 1,436        | 278,645  |
| 高雄市 Kaohsiung City   | 321                | 561,649  | 271                   | 1,398        | 344,997  |
| 臺灣省 Taiwan Prov.   | 1,510              | 1,197,650  | 1,212                 | 3,133        | 664,136  |
| 宜蘭縣 Yilan C.   | 173                | 68,766   | 143                   | 178          | 40,556   |
| 桃園縣 Taoyuan C.   | 191                | 617,124  | 130                   | 1,644        | 352,710  |
| 新竹縣 Hsinchu C.   | 71                 | 43,451   | 54                    | 101          | 23,538   |
| 苗栗縣 Miaoli C.  | 120                | 50,907   | 106                   | 185          | 38,782   |
| 彰化縣 Changhua C.  | 154                | 81,279   | 119                   | 187          | 36,027   |
| 南投縣 Nantou C.  | 206                | 38,700   | 191                   | 201          | 32,847   |
| 雲林縣 Yunlin C.  | 151                | 72,922   | 114                   | 127          | 28,732   |
| 嘉義縣 Chiayi C.  | 71                 | 27,866   | 56                    | 138          | 21,147   |
| 屏東縣 Pingtung C.  | 165                | 77,880   | 129                   | 130          | 37,905   |
| 臺東縣 Taitung C.   | 39                 | 19,103   | 27                    | 28           | 7,331  |
| 花蓮縣 Hualien C.   | 41                 | 44,660   | 34                    | 37           | 9,369  |
| 澎湖縣 Penghu C.  | 36                 | 12,050   | 28                    | 28           | 6,876  |
| 基隆市 Keelung City   | 7                  | 5,849  | 5                     | 32           | 5,015  |
| 新竹市 Hsinchu City   | 21                 | 10,831   | 16                    | 51           | 8,664  |
| 嘉義市 Chiayi City  | 64                 | 26,262   | 60                    | 66           | 14,637   |
| 福建省 Fuchien Prov.  | 38                 | 29,985   | 36                    | 211          | 29,331   |
| 金門縣 Kinmen C.  | 36                 | 29,386   | 35                    | 209          | 28,864   |
| 連江縣 Lienchiang C.  | 2                  | 599  | 1                     | 2            | 467  |
| 國家公園管理處 N.P.Adm.   | 3                  | 718  | 3                     | 3            | 718  |
| 其他內政部<br>指定特設主<br>管建築機關<br>Other<br>M.O.I.<br>Const. Orgs. | 14                 | 14,975   | 8                     | 8            | 2,236  |

資料來源：本部營建署。

TABLE 72. ISSUED BUILDING CONSTRUCTION LICENSE  
- BY LOCALITY AND USE

| Lodging                     |  | 商業類(B類)<br>Commerce |  | 工業、倉儲類<br>(C類)<br>Industry, Storage |  |
|-----------------------------|--|---------------------|--|-------------------------------------|--|
| 宿舍安養(H1)<br>Dormitory, Care |  |                     |  |                                     |  |
| 件數<br>Cases                 | 總樓地板面積<br>(平方公尺)<br>Total Floor Area (m <sup>2</sup> ) | 件數<br>Cases         | 總樓地板面積<br>(平方公尺)<br>Total Floor Area (m <sup>2</sup> ) | 件數<br>Cases                         | 總樓地板面積<br>(平方公尺)<br>Total Floor Area (m <sup>2</sup> ) |
| 5                           | 5,492  | 20                  | 116,184  | 181                                 | 513,746  |
| —                           | —  | 2                   | 7,699  | 9                                   | 62,111   |
| —                           | —  | 2                   | 25,072   | 1                                   | 1,121  |
| 2                           | 2,809  | 3                   | 29,681   | 33                                  | 47,985   |
| —                           | —  | —                   | —  | 16                                  | 30,088   |
| —                           | —  | 2                   | 32,610   | 28                                  | 121,901  |
| 3                           | 2,683  | 11                  | 21,122   | 90                                  | 238,488  |
| —                           | —  | 1                   | 11,492   | 11                                  | 5,288  |
| —                           | —  | —                   | —  | 37                                  | 155,709  |
| —                           | —  | —                   | —  | 5                                   | 15,050   |
| —                           | —  | —                   | —  | 5                                   | 5,211  |
| —                           | —  | —                   | —  | 13                                  | 35,019   |
| —                           | —  | —                   | —  | —                                   | —  |
| —                           | —  | 1                   | 905  | 2                                   | 260  |
| —                           | —  | 5                   | 416  | 2                                   | 2,711  |
| —                           | —  | —                   | —  | 5                                   | 5,753  |
| 1                           | 278  | 1                   | 4,638  | 1                                   | 714  |
| 1                           | 1,569  | —                   | —  | —                                   | —  |
| 1                           | 836  | 1                   | 1,727  | 3                                   | 1,220  |
| —                           | —  | —                   | —  | 2                                   | 834  |
| —                           | —  | 1                   | 577  | 3                                   | 1,377  |
| —                           | —  | 1                   | 1,367  | 1                                   | 9,342  |
| —                           | —  | —                   | —  | —                                   | —  |
| —                           | —  | —                   | —  | —                                   | —  |
| —                           | —  | —                   | —  | —                                   | —  |
| —                           | —  | —                   | —  | —                                   | —  |
| —                           | —  | —                   | —  | 4                                   | 12,052   |

Source : Construction and Planning Agency, MOI.

表72. 核發建築物建造執照—按區域別及用途別分(續)

| 區域別<br>Locality  | 辦公、服務類(G類)<br>Business, Service |   | 休閒、文教類(D類)<br>Leisure, Education |   | 衛生、福利、<br>更生類(F類)<br>Health, Welfare,<br>Regeneration |   |
|--|---------------------------------|---|----------------------------------|---|---|---|
|  | 件數<br>Cases                     | 總樓地板面積<br>(平方公尺)<br>Total Floor<br>Area (m <sup>2</sup> ) | 件數<br>Cases                      | 總樓地板面積<br>(平方公尺)<br>Total Floor<br>Area (m <sup>2</sup> ) | 件數<br>Cases   | 總樓地板面積<br>(平方公尺)<br>Total Floor<br>Area (m <sup>2</sup> ) |
|  |                                 |   |                                  |   |   |   |
| 一〇二年四月<br>Apr., 2013                                       | 98                              | 373,187   | 31                               | 31,959  | 17  | 96,212  |
| 新北市 New Taipei City  | 8                               | 63,051  | 1                                | 40  | 1   | 3,239   |
| 臺北市 Taipei City  | 4                               | 30,812  | 1                                | 191   | —   | —   |
| 臺中市 Taichung City  | 19                              | 136,946   | 4                                | 14,965  | 2   | 1,048   |
| 臺南市 Tainan City  | 10                              | 7,037   | 2                                | 3,718   | 2   | 12,591  |
| 高雄市 Kaohsiung City   | 8                               | 48,711  | 1                                | 166   | 3   | 11,095  |
| 臺灣省 Taiwan Prov.   | 48                              | 86,498  | 21                               | 12,425  | 9   | 68,239  |
| 宜蘭縣 Yilan C.   | 1                               | 71  | 4                                | 5,673   | 2   | 2,107   |
| 桃園縣 Taoyuan C.   | 10                              | 72,332  | 8                                | 2,542   | 2   | 31,694  |
| 新竹縣 Hsinchu C.   | 3                               | 742   | 1                                | 422   | —   | —   |
| 苗栗縣 Miaoli C.  | 3                               | 4,207   | —                                | —   | 2   | 2,375   |
| 彰化縣 Changhua C.  | 5                               | 723   | —                                | —   | 1   | 2,174   |
| 南投縣 Nantou C.  | 8                               | 1,332   | 1                                | 371   | —   | —   |
| 雲林縣 Yunlin C.  | 5                               | 1,412   | —                                | —   | —   | —   |
| 嘉義縣 Chiayi C.  | 1                               | 276   | 1                                | 1,795   | —   | —   |
| 屏東縣 Pingtung C.  | 6                               | 1,789   | 1                                | 246   | —   | —   |
| 臺東縣 Taitung C.   | —                               | —   | 4                                | 1,351   | —   | —   |
| 花蓮縣 Hualien C.   | 2                               | 1,332   | —                                | —   | 2   | 29,889  |
| 澎湖縣 Penghu C.  | 2                               | 1,366   | 1                                | 25  | —   | —   |
| 基隆市 Keelung City   | —                               | —   | —                                | —   | —   | —   |
| 新竹市 Hsinchu City   | —                               | —   | —                                | —   | —   | —   |
| 嘉義市 Chiayi City  | 2                               | 916   | —                                | —   | —   | —   |
| 福建省 Fuchien Prov.  | 1                               | 132   | —                                | —   | —   | —   |
| 金門縣 Kinmen C.  | —                               | —   | —                                | —   | —   | —   |
| 連江縣 Lienchiang C.  | 1                               | 132   | —                                | —   | —   | —   |
| 國家公園管理處 N.P.Adms.  | —                               | —   | —                                | —   | —   | —   |
| 其他內政部<br>指定特設主<br>管建築機關<br>Other<br>M.O.I.<br>Const. Orgs. | —                               | —   | 1                                | 454   | —   | —   |

TABLE 72. ISSUED BUILDING CONSTRUCTION LICENSE  
- BY LOCALITY AND USE (CONT.)

| 公共集會類(A類)<br>Assembly |   | 宗教、殯葬類(E類)<br>Religion, Funeral |   | 危險物品類(I類)<br>Hazard Contents |   | 其他<br>Others |   |
|-----------------------|---|---------------------------------|---|------------------------------|---|--------------|---|
| 件數<br>Cases           | 總樓地板面積<br>(平方公尺)<br>Total Floor<br>Area (m <sup>2</sup> ) | 件數<br>Cases                     | 總樓地板面積<br>(平方公尺)<br>Total Floor<br>Area (m <sup>2</sup> ) | 件數<br>Cases                  | 總樓地板面積<br>(平方公尺)<br>Total Floor<br>Area (m <sup>2</sup> ) | 件數<br>Cases  | 總樓地板面積<br>(平方公尺)<br>Total Floor<br>Area (m <sup>2</sup> ) |
|                       |   |                                 |   |                              |   |              |   |
| <b>4</b>              | <b>7,096</b>  | <b>5</b>                        | <b>4,807</b>  | <b>1</b>                     | <b>2,427</b>  | <b>178</b>   | <b>158,384</b>  |
| —                     | —   | 1                               | 395   | —                            | —   | 3            | 5,557   |
| —                     | —   | —                               | —   | —                            | —   | 3            | 558   |
| —                     | —   | —                               | —   | —                            | —   | 13           | 11,390  |
| —                     | —   | —                               | —   | 1                            | 2,427   | 41           | 45,404  |
| —                     | —   | —                               | —   | —                            | —   | 8            | 2,169   |
| 3                     | 6,574   | 4                               | 4,412   | —                            | —   | 109          | 93,073  |
| —                     | —   | —                               | —   | —                            | —   | 11           | 3,579   |
| —                     | —   | 2                               | 2,056   | —                            | —   | 2            | 81  |
| —                     | —   | —                               | —   | —                            | —   | 8            | 3,699   |
| —                     | —   | —                               | —   | —                            | —   | 4            | 332   |
| —                     | —   | 1                               | 861   | —                            | —   | 15           | 6,475   |
| —                     | —   | 1                               | 1,495   | —                            | —   | 5            | 2,655   |
| —                     | —   | —                               | —   | —                            | —   | 29           | 41,613  |
| —                     | —   | —                               | —   | —                            | —   | 6            | 1,521   |
| —                     | —   | —                               | —   | —                            | —   | 24           | 32,187  |
| 2                     | 4,149   | —                               | —   | —                            | —   | 3            | 642   |
| 1                     | 2,425   | —                               | —   | —                            | —   | 1            | 76  |
| —                     | —   | —                               | —   | —                            | —   | —            | —   |
| —                     | —   | —                               | —   | —                            | —   | —            | —   |
| —                     | —   | —                               | —   | —                            | —   | —            | —   |
| 1                     | 522   | —                               | —   | —                            | —   | —            | —   |
| 1                     | 522   | —                               | —   | —                            | —   | —            | —   |
| —                     | —   | —                               | —   | —                            | —   | —            | —   |
| —                     | —   | —                               | —   | —                            | —   | —            | —   |
| —                     | —   | —                               | —   | —                            | —   | —            | —   |
| —                     | —   | —                               | —   | —                            | —   | —            | —   |
| —                     | —   | —                               | —   | —                            | —   | —            | —   |
| —                     | —   | —                               | —   | —                            | —   | —            | —   |
| —                     | —   | —                               | —   | —                            | —   | 1            | 233   |



表73. 核發建築物建造執照年累計—按區域別及用途別分

| 區域別<br>Locality  | 總計<br>Grand Total  |  | 住宿類(H類)                 |              |  |
|--|--------------------|--|-------------------------|--------------|--|
|  |                    |  | 住宅(H-2類)<br>Residential |              |  |
|  | 總件數<br>Total Cases | 總樓地板面積<br>(平方公尺)<br>Total Floor Area (m <sup>2</sup> ) | 件數<br>Cases             | 宅數<br>Houses | 總樓地板面積<br>(平方公尺)<br>Total Floor Area (m <sup>2</sup> ) |
| 一〇二一年一至四月<br>Jan. - Apr., 2013                             | 10,205             | 12,361,179   | 8,111                   | 40,167       | 7,916,488  |
| 新北市 New Taipei City  | 242                | 1,697,020  | 138                     | 7,584        | 1,231,745  |
| 臺北市 Taipei City  | 105                | 555,700  | 54                      | 1,213        | 271,158  |
| 臺中市 Taichung City  | 1,097              | 1,839,867  | 792                     | 5,382        | 1,184,233  |
| 臺南市 Tainan City  | 1,645              | 1,171,837  | 1,297                   | 3,616        | 799,273  |
| 高雄市 Kaohsiung City   | 1,185              | 1,575,625  | 974                     | 4,585        | 970,996  |
| 臺灣省 Taiwan Prov.   | 5,751              | 5,276,415  | 3,405                   | 15,644       | 3,355,616  |
| 宜蘭縣 Yilan C.   | 657                | 287,301  | 287                     | 618          | 191,631  |
| 桃園縣 Taoyuan C.   | 669                | 2,505,963  | 360                     | 9,553        | 1,840,938  |
| 新竹縣 Hsinchu C.   | 273                | 354,075  | 130                     | 1,090        | 293,108  |
| 苗栗縣 Miaoli C.  | 451                | 287,179  | 216                     | 709          | 142,460  |
| 彰化縣 Changhua C.  | 587                | 301,189  | 394                     | 626          | 145,166  |
| 南投縣 Nantou C.  | 565                | 165,078  | 252                     | 400          | 98,185   |
| 雲林縣 Yunlin C.  | 565                | 334,267  | 361                     | 436          | 103,851  |
| 嘉義縣 Chiayi C.  | 315                | 185,169  | 202                     | 415          | 82,666   |
| 屏東縣 Pingtung C.  | 671                | 293,659  | 498                     | 592          | 150,733  |
| 臺東縣 Taitung C.   | 240                | 91,069   | 158                     | 172          | 53,357   |
| 花蓮縣 Hualien C.   | 286                | 144,332  | 181                     | 187          | 66,342   |
| 澎湖縣 Penghu C.  | 118                | 35,963   | 90                      | 95           | 23,611   |
| 基隆市 Keelung City   | 33                 | 59,547   | 21                      | 195          | 30,518   |
| 新竹市 Hsinchu City   | 119                | 125,467  | 80                      | 280          | 57,755   |
| 嘉義市 Chiayi City  | 202                | 106,157  | 175                     | 276          | 75,295   |
| 福建省 Fuchien Prov.  | 124                | 99,089   | 111                     | 711          | 89,895   |
| 金門縣 Kinmen C.  | 120                | 95,938   | 110                     | 709          | 89,428   |
| 連江縣 Lienchiang C.  | 4                  | 3,151  | 1                       | 2            | 467  |
| 國家公園管理處 N.P.Adm.   | 15                 | 4,693  | 4                       | 5            | 3,783  |
| 其他內政部<br>指定特設主<br>管建築機關<br>Other<br>M.O.I.<br>Const. Orgs. | 41                 | 140,933  | 17                      | 17           | 9,789  |

資料來源：本部營建署。

TABLE 73. ISSUED BUILDING CONSTRUCTION LICENSE OF THE YEAR  
- BY LOCALITY AND USE

| Lodging                     |  | 商業類(B類)<br>Commerce |  | 工業、倉儲類<br>(C類)<br>Industry, Storage |  |
|-----------------------------|--|---------------------|--|-------------------------------------|--|
| 宿舍安養(H1)<br>Dormitory, Care |  |                     |  |                                     |  |
| 件數<br>Cases                 | 總樓地板面積<br>(平方公尺)<br>Total Floor Area (m <sup>2</sup> ) | 件數<br>Cases         | 總樓地板面積<br>(平方公尺)<br>Total Floor Area (m <sup>2</sup> ) | 件數<br>Cases                         | 總樓地板面積<br>(平方公尺)<br>Total Floor Area (m <sup>2</sup> ) |
| 27                          | 66,583   | 69                  | 410,086  | 622                                 | 1,824,602  |
| 1                           | 7,252  | 6                   | 13,531   | 31                                  | 278,433  |
| 1                           | 15,685   | 6                   | 98,965   | 6                                   | 22,026   |
| 3                           | 5,067  | 11                  | 51,116   | 91                                  | 208,295  |
| 1                           | 1,607  | 3                   | 4,282  | 70                                  | 187,383  |
| 3                           | 9,384  | 3                   | 32,821   | 68                                  | 292,002  |
| 18                          | 27,588   | 40                  | 209,371  | 334                                 | 708,040  |
| 3                           | 7,845  | 3                   | 13,782   | 33                                  | 28,441   |
| —                           | —  | 5                   | 28,778   | 120                                 | 388,261  |
| 1                           | 473  | 2                   | 644  | 15                                  | 30,377   |
| 1                           | 975  | 3                   | 75,269   | 23                                  | 34,931   |
| 1                           | 2,598  | 2                   | 1,627  | 46                                  | 110,245  |
| —                           | —  | 3                   | 14,766   | 11                                  | 19,453   |
| 1                           | 497  | 1                   | 905  | 22                                  | 20,143   |
| 5                           | 3,550  | 8                   | 13,327   | 15                                  | 27,713   |
| —                           | —  | 1                   | 447  | 15                                  | 21,442   |
| 3                           | 984  | 3                   | 19,371   | 5                                   | 3,033  |
| 1                           | 1,569  | 2                   | 28,434   | 4                                   | 4,225  |
| 1                           | 836  | 1                   | 1,727  | 8                                   | 2,207  |
| 1                           | 8,261  | —                   | —  | 3                                   | 1,122  |
| —                           | —  | 2                   | 1,112  | 10                                  | 6,503  |
| —                           | —  | 4                   | 9,182  | 4                                   | 9,944  |
| —                           | —  | —                   | —  | 4                                   | 1,430  |
| —                           | —  | —                   | —  | 3                                   | 1,268  |
| —                           | —  | —                   | —  | 1                                   | 162  |
| —                           | —  | —                   | —  | —                                   | —  |
| —                           | —  | —                   | —  | 18                                  | 126,993  |

Source : Construction and Planning Agency, MOI.

表73. 核發建築物建造執照年累計—按區域別及用途別分(續)

| 區域別<br>Locality  | 辦公、服務類(G類)<br>Business, Service |   | 休閒、文教類(D類)<br>Leisure, Education |   | 衛生、福利、<br>更生類(F類)<br>Health, Welfare,<br>Regeneration |   |
|--|---------------------------------|---|----------------------------------|---|---|---|
|  | 件數<br>Cases                     | 總樓地板面積<br>(平方公尺)<br>Total Floor<br>Area (m <sup>2</sup> ) | 件數<br>Cases                      | 總樓地板面積<br>(平方公尺)<br>Total Floor<br>Area (m <sup>2</sup> ) | 件數<br>Cases   | 總樓地板面積<br>(平方公尺)<br>Total Floor<br>Area (m <sup>2</sup> ) |
| 一〇二一年一至四月<br>Jan. - Apr., 2013                             | 385                             | 646,373   | 138                              | 257,632   | 52  | 237,685   |
| 新北市 New Taipei City  | 22                              | 74,595  | 7                                | 39,493  | 2   | 8,860   |
| 臺北市 Taipei City  | 18                              | 87,862  | 7                                | 9,836   | 1   | 35,495  |
| 臺中市 Taichung City  | 67                              | 235,170   | 13                               | 32,292  | 7   | 25,266  |
| 臺南市 Tainan City  | 42                              | 12,971  | 14                               | 23,442  | 6   | 16,801  |
| 高雄市 Kaohsiung City   | 47                              | 64,518  | 9                                | 26,962  | 7   | 22,228  |
| 臺灣省 Taiwan Prov.   | 181                             | 165,598   | 84                               | 119,576   | 29  | 129,035   |
| 宜蘭縣 Yilan C.   | 9                               | 2,198   | 7                                | 6,432   | 4   | 21,587  |
| 桃園縣 Taoyuan C.   | 30                              | 88,977  | 15                               | 30,949  | 8   | 52,867  |
| 新竹縣 Hsinchu C.   | 18                              | 10,375  | 3                                | 1,074   | 4   | 8,626   |
| 苗栗縣 Miaoli C.  | 18                              | 7,051   | 8                                | 3,853   | 3   | 4,955   |
| 彰化縣 Changhua C.  | 10                              | 2,246   | 4                                | 6,649   | 3   | 8,082   |
| 南投縣 Nantou C.  | 17                              | 2,310   | 4                                | 6,568   | 1   | 1,476   |
| 雲林縣 Yunlin C.  | 26                              | 9,989   | 9                                | 3,798   | —   | —   |
| 嘉義縣 Chiayi C.  | 7                               | 6,072   | 6                                | 10,500  | —   | —   |
| 屏東縣 Pingtung C.  | 15                              | 8,529   | 10                               | 15,906  | —   | —   |
| 臺東縣 Taitung C.   | 3                               | 637   | 6                                | 2,807   | —   | —   |
| 花蓮縣 Hualien C.   | 5                               | 2,174   | 2                                | 1,266   | 3   | 30,273  |
| 澎湖縣 Penghu C.  | 7                               | 3,785   | 3                                | 1,949   | 2   | 722   |
| 基隆市 Keelung City   | —                               | —   | 4                                | 10,572  | —   | —   |
| 新竹市 Hsinchu City   | 10                              | 19,320  | 1                                | 8,658   | —   | —   |
| 嘉義市 Chiayi City  | 6                               | 1,935   | 2                                | 8,595   | 1   | 447   |
| 福建省 Fuchien Prov.  | 3                               | 1,442   | 3                                | 5,577   | —   | —   |
| 金門縣 Kinmen C.  | 2                               | 1,310   | 2                                | 3,187   | —   | —   |
| 連江縣 Lienchiang C.  | 1                               | 132   | 1                                | 2,390   | —   | —   |
| 國家公園管理處 N.P.Adm.   | 3                               | 853   | —                                | —   | —   | —   |
| 其他內政部<br>指定特設主<br>管建築機關<br>Other<br>M.O.I.<br>Const. Orgs. | 2                               | 3,364   | 1                                | 454   | —   | —   |

TABLE 73. ISSUED BUILDING CONSTRUCTION LICENSE OF THE YEAR  
- BY LOCALITY AND USE (CONT.)

| 公共集會類(A類)<br>Assembly |   | 宗教、殯葬類(E類)<br>Religion, Funeral |   | 危險物品類(I類)<br>Hazard Contents |   | 其他<br>Others |   |
|-----------------------|---|---------------------------------|---|------------------------------|---|--------------|---|
| 件數<br>Cases           | 總樓地板面積<br>(平方公尺)<br>Total Floor<br>Area (m <sup>2</sup> ) | 件數<br>Cases                     | 總樓地板面積<br>(平方公尺)<br>Total Floor<br>Area (m <sup>2</sup> ) | 件數<br>Cases                  | 總樓地板面積<br>(平方公尺)<br>Total Floor<br>Area (m <sup>2</sup> ) | 件數<br>Cases  | 總樓地板面積<br>(平方公尺)<br>Total Floor<br>Area (m <sup>2</sup> ) |
| 22                    | 34,618  | 51                              | 76,409  | 14                           | 17,169  | 714          | 873,534   |
| —                     | —   | 5                               | 27,867  | 1                            | 456   | 11           | 14,788  |
| 1                     | 16  | 1                               | 13,922  | —                            | —   | 10           | 735   |
| 7                     | 14,236  | 3                               | 4,325   | —                            | —   | 40           | 79,867  |
| —                     | —   | 3                               | 482   | 3                            | 6,532   | 165          | 119,064   |
| —                     | —   | 4                               | 1,115   | 2                            | 704   | 44           | 154,895   |
| 13                    | 19,844  | 35                              | 28,698  | 8                            | 9,477   | 438          | 503,572   |
| —                     | —   | 3                               | 5,037   | 1                            | 92  | 49           | 10,256  |
| —                     | —   | 3                               | 2,495   | 2                            | 5,250   | 15           | 67,448  |
| —                     | —   | —                               | —   | 1                            | 677   | 16           | 8,721   |
| —                     | —   | 2                               | 947   | —                            | —   | 34           | 16,738  |
| 1                     | 2,080   | 8                               | 4,793   | —                            | —   | 43           | 17,703  |
| —                     | —   | 1                               | 1,495   | —                            | —   | 24           | 20,825  |
| —                     | —   | —                               | —   | —                            | —   | 119          | 195,084   |
| 1                     | 2,699   | 2                               | 874   | —                            | —   | 42           | 37,768  |
| 1                     | 572   | 10                              | 8,242   | —                            | —   | 69           | 87,788  |
| 4                     | 5,944   | 1                               | 272   | —                            | —   | 10           | 4,664   |
| 3                     | 7,934   | 1                               | 646   | 2                            | 518   | 3            | 951   |
| 3                     | 615   | 2                               | 279   | —                            | —   | 1            | 232   |
| —                     | —   | 2                               | 3,618   | —                            | —   | 2            | 5,456   |
| —                     | —   | —                               | —   | 2                            | 2,940   | 7            | 29,179  |
| —                     | —   | —                               | —   | —                            | —   | 4            | 759   |
| 1                     | 522   | —                               | —   | —                            | —   | 2            | 223   |
| —                     | —   | —                               | —   | —                            | —   | —            | —   |
| —                     | —   | —                               | —   | —                            | —   | 1            | 57  |
| —                     | —   | —                               | —   | —                            | —   | 3            | 333   |

表74. 核發建築物建造執照—按月別及構造別分

TABLE 74. ISSUED BUILDING CONSTRUCTION LICENSE - BY MONTH AND MATERIAL

| 年 (月) 別<br>Year (Month)          | 總 計<br>Grand Total                                     |   | 鋼骨鋼筋混凝土構造<br>Steel Frame & Reinforced Concrete         |   | 混凝土構造<br>(含鋼筋混凝土構造)<br>Reinforced Concrete             |   |
|----------------------------------|--|---|--|---|--|---|
|                                  | 總樓地板面積<br>(平方公尺)<br>Total Floor Area (m <sup>2</sup> ) | 工程造價<br>(千元)<br>Construction Cost (NT\$1,000) | 總樓地板面積<br>(平方公尺)<br>Total Floor Area (m <sup>2</sup> ) | 工程造價<br>(千元)<br>Construction Cost (NT\$1,000) | 總樓地板面積<br>(平方公尺)<br>Total Floor Area (m <sup>2</sup> ) | 工程造價<br>(千元)<br>Construction Cost (NT\$1,000) |
| 九十三年 2004                        | 42,497,328   | 277,717,192                                   | 4,933,554  | 33,329,726                                    | 36,056,208   | 237,962,210                                   |
| 九十四年 2005                        | 43,200,430   | 304,675,107                                   | 6,229,770  | 50,194,385                                    | 35,743,442   | 249,629,876                                   |
| 九十五年 2006                        | 36,664,413   | 267,312,199                                   | 3,981,978  | 32,230,864                                    | 28,169,000   | 204,444,750                                   |
| 九十六年 2007                        | 34,732,493   | 265,738,929                                   | 3,432,350  | 29,476,759                                    | 27,170,986   | 209,466,147                                   |
| 九十七年 2008                        | 26,166,355   | 205,553,677                                   | 2,281,922  | 18,180,109                                    | 20,376,501   | 164,441,531                                   |
| 九十八年 2009                        | 19,915,953   | 151,163,768                                   | 1,639,709  | 13,832,261                                    | 15,448,595   | 119,364,115                                   |
| 九十九年 2010                        | 31,174,017   | 246,976,514                                   | 2,766,716  | 22,702,009                                    | 23,226,966   | 183,507,913                                   |
| 一〇〇年 2011                        | 34,148,423   | 278,145,137                                   | 2,842,385  | 24,699,083                                    | 26,333,369   | 214,634,370                                   |
| 一〇一年 2012                        | 32,882,939   | 274,087,239                                   | 3,320,043  | 31,561,045                                    | 24,673,817   | 209,142,311                                   |
| 四 月 Apr.                         | 2,424,294  | 19,755,884                                    | 174,743  | 1,261,911                                     | 1,854,374  | 15,307,903                                    |
| 五 月 May                          | 3,092,232  | 25,779,608                                    | 254,325  | 2,779,471                                     | 2,472,321  | 20,562,155                                    |
| 六 月 June                         | 2,961,669  | 27,316,050                                    | 124,469  | 1,206,736                                     | 2,460,920  | 24,060,469                                    |
| 七 月 July                         | 2,336,790  | 17,610,656                                    | 148,537  | 1,795,409                                     | 1,726,924  | 12,971,300                                    |
| 八 月 Aug.                         | 2,433,032  | 20,842,421                                    | 112,454  | 823,529                                       | 2,046,115  | 18,216,672                                    |
| 九 月 Sept.                        | 2,295,485  | 18,015,140                                    | 213,575  | 2,062,339                                     | 1,447,780  | 12,072,089                                    |
| 十 月 Oct.                         | 2,819,513  | 21,773,010                                    | 503,916  | 3,128,096                                     | 1,785,226  | 14,692,211                                    |
| 十一月 Nov.                         | 3,307,703  | 28,915,571                                    | 631,359  | 7,872,682                                     | 2,332,703  | 19,369,581                                    |
| 十二月 Dec.                         | 3,255,516  | 29,624,105                                    | 226,552  | 2,863,101                                     | 2,484,390  | 21,460,135                                    |
| <b>一〇二年 2013</b>                 | <b>12,361,179</b>                                      | <b>108,974,609</b>                            | <b>986,965</b>   | <b>10,481,928</b>                             | <b>9,570,456</b>                                       | <b>86,284,317</b>                             |
| 一 月 Jan.                         | 3,806,945  | 34,761,689                                    | 207,098  | 2,318,613                                     | 3,061,066  | 28,888,666                                    |
| 二 月 Feb.                         | 2,273,367  | 19,892,529                                    | 129,018  | 976,645                                       | 1,947,384  | 17,889,578                                    |
| 三 月 Mar.                         | 2,740,039  | 22,374,077                                    | 213,265  | 2,180,757                                     | 2,115,548  | 17,743,124                                    |
| 四 月 Apr.                         | 3,540,828  | 31,946,314                                    | 437,584  | 5,005,913                                     | 2,446,458  | 21,762,949                                    |
| 較上月增減(%)<br>VS.with Last Month   | 29.23  | 42.78   | 105.18   | 129.55  | 15.64  | 22.66   |
| 較上年同月增減(%)<br>VS. with Last Year | 46.06  | 61.71   | 150.42   | 296.69  | 31.93  | 42.17   |

| 鋼構造(94年以前為<br>鋼架構造) Steel                              |   | 磚構造<br>Brick   |   | 木構造<br>Wooden  |   | 其 他<br>Others  |   |
|--|---|--|---|--|---|--|---|
| 總樓地板面積<br>(平方公尺)<br>Total Floor Area (m <sup>2</sup> ) | 工程造價<br>(千元)<br>Construction Cost (NT\$1,000) | 總樓地板面積<br>(平方公尺)<br>Total Floor Area (m <sup>2</sup> ) | 工程造價<br>(千元)<br>Construction Cost (NT\$1,000) | 總樓地板面積<br>(平方公尺)<br>Total Floor Area (m <sup>2</sup> ) | 工程造價<br>(千元)<br>Construction Cost (NT\$1,000) | 總樓地板面積<br>(平方公尺)<br>Total Floor Area (m <sup>2</sup> ) | 工程造價<br>(千元)<br>Construction Cost (NT\$1,000) |
| 897,496  | 3,832,154                                     | 275,109  | 1,000,509                                     | 70,743   | 243,401                                       | 264,218  | 1,349,192                                     |
| 857,045  | 3,339,429                                     | 205,452  | 804,590                                       | 39,048   | 159,939                                       | 125,673  | 546,888                                       |
| 4,236,672  | 29,477,657                                    | 182,790  | 693,428                                       | 28,125   | 106,384                                       | 65,848   | 359,116                                       |
| 3,895,789  | 25,861,181                                    | 168,267  | 658,154                                       | 28,911   | 97,962  | 36,190   | 178,726                                       |
| 3,271,227  | 22,055,298                                    | 182,550  | 650,051                                       | 28,145   | 99,840  | 26,010   | 126,848                                       |
| 2,623,168  | 17,223,876                                    | 139,471  | 509,877                                       | 31,873   | 104,495                                       | 33,137   | 129,144                                       |
| 4,868,625  | 39,615,016                                    | 167,049  | 624,092                                       | 56,668   | 153,655                                       | 87,993   | 373,829                                       |
| 4,642,872  | 37,326,627                                    | 140,802  | 473,611                                       | 52,482   | 143,218                                       | 136,513  | 868,228                                       |
| 4,659,354  | 32,559,418                                    | 149,348  | 498,522                                       | 37,093   | 107,394                                       | 43,284   | 218,549                                       |
| 377,319  | 3,114,889                                     | 7,981  | 30,656  | 217  | 607   | 9,660  | 39,918  |
| 350,831  | 2,386,020                                     | 10,260   | 28,199  | 515  | 1,208   | 3,980  | 22,555  |
| 360,590  | 1,993,459                                     | 10,585   | 35,755  | 1,750  | 8,358   | 3,355  | 11,273  |
| 447,054  | 2,794,855                                     | 4,898  | 19,561  | 3,929  | 11,521  | 5,448  | 18,010  |
| 249,441  | 1,708,890                                     | 19,390   | 72,581  | 3,608  | 10,770  | 2,024  | 9,979   |
| 613,319  | 3,815,781                                     | 12,351   | 39,399  | 6,832  | 18,425  | 1,628  | 7,107   |
| 516,295  | 3,899,880                                     | 6,153  | 23,296  | 6,129  | 17,693  | 1,794  | 11,834  |
| 317,811  | 1,587,934                                     | 22,135   | 71,708  | 2,778  | 8,042   | 917  | 5,624   |
| 527,372  | 5,245,026                                     | 9,141  | 31,549  | 7,386  | 21,247  | 675  | 3,047   |
| <b>1,703,779</b>                                       | <b>11,852,813</b>                             | <b>68,006</b>  | <b>226,653</b>                                | <b>9,350</b>   | <b>33,126</b>                                 | <b>22,623</b>  | <b>95,772</b>                                 |
| 493,083  | 3,404,156                                     | 34,689   | 106,560                                       | 2,249  | 6,163   | 8,760  | 37,531  |
| 188,430  | 991,200                                       | 5,288  | 23,406  | 687  | 2,236   | 2,560  | 9,464   |
| 386,589  | 2,356,435                                     | 15,384   | 52,383  | 5,634  | 22,554  | 3,619  | 18,824  |
| 635,677  | 5,101,022                                     | 12,645   | 44,304  | 780  | 2,173   | 7,684  | 29,953  |
| 64.43  | 116.47  | -17.80   | -15.42  | -86.16   | -90.37  | 112.32   | 59.12   |
| 68.47  | 63.76   | 58.44  | 44.52   | 259.45   | 257.99  | -20.46   | -24.96  |

資料來源：本部營建署。  
說 明：94年以前，混凝土構造為鋼筋混凝土造。

Source : Construction and Planning Agency, MOI.  
Note : Prior to 2005, concret construction contains only reinforced concrete construction.

表75. 核發建築物建造執照—按區域別及構造別分

TABLE 75. ISSUED BUILDING CONSTRUCTION LICENSE - BY LOCALITY AND MATERIAL

| 區域別<br>Locality  | 總計<br>Grand Total                                      |   | 鋼骨鋼筋混凝土構造<br>Steel Frame & Reinforced Concrete         |   | 混凝土構造<br>(含鋼筋混凝土構造)<br>Reinforced Concrete             |   |
|--|--|---|--|---|--|---|
|  | 總樓地板面積<br>(平方公尺)<br>Total Floor Area (m <sup>2</sup> ) | 工程造價<br>(千元)<br>Construction Cost (NT\$1,000) | 總樓地板面積<br>(平方公尺)<br>Total Floor Area (m <sup>2</sup> ) | 工程造價<br>(千元)<br>Construction Cost (NT\$1,000) | 總樓地板面積<br>(平方公尺)<br>Total Floor Area (m <sup>2</sup> ) | 工程造價<br>(千元)<br>Construction Cost (NT\$1,000) |
| 一〇二年四月<br>Apr., 2013                                       | 3,540,828  | 31,946,314                                    | 437,584  | 5,005,913                                     | 2,446,458  | 21,762,949                                    |
| 新北市 New Taipei City  | 532,824  | 6,786,723                                     | 95,474   | 1,404,816                                     | 387,298  | 4,632,182                                     |
| 臺北市 Taipei City  | 215,137  | 2,942,664                                     | 31,351   | 465,564                                       | 132,652  | 1,563,348                                     |
| 臺中市 Taichung City  | 607,980  | 5,964,338                                     | 180,563  | 2,275,421                                     | 385,675  | 3,405,708                                     |
| 臺南市 Tainan City  | 379,910  | 2,787,398                                     | 721  | 3,831   | 331,767  | 2,599,904                                     |
| 高雄市 Kaohsiung City   | 561,649  | 4,492,632                                     | 12,020   | 69,849  | 360,804  | 2,847,475                                     |
| 臺灣省 Taiwan Prov.   | 1,197,650  | 8,754,905                                     | 116,640  | 779,917                                       | 805,736  | 6,520,664                                     |
| 宜蘭縣 Yilan C.   | 68,766   | 442,705                                       | 48   | 265   | 65,088   | 421,717                                       |
| 桃園縣 Taoyuan C.   | 617,124  | 5,811,558                                     | 83,599   | 599,929                                       | 421,416  | 4,458,075                                     |
| 新竹縣 Hsinchu C.   | 43,451   | 220,726                                       | —  | —   | 18,729   | 97,030  |
| 苗栗縣 Miaoli C.  | 50,907   | 265,334                                       | 1,131  | 6,401   | 42,017   | 223,821                                       |
| 彰化縣 Changhua C.  | 81,279   | 447,800                                       | 23,033   | 127,391                                       | 57,324   | 317,792                                       |
| 南投縣 Nantou C.  | 38,700   | 201,497                                       | 447  | 2,235   | 31,560   | 169,515                                       |
| 雲林縣 Yunlin C.  | 72,922   | 268,361                                       | 1,031  | 5,155   | 26,477   | 133,007                                       |
| 嘉義縣 Chiayi C.  | 27,866   | 142,734                                       | 177  | 886   | 18,445   | 94,058  |
| 屏東縣 Pingtung C.  | 77,880   | 378,037                                       | 4,251  | 21,890  | 27,930   | 140,717                                       |
| 臺東縣 Taitung C.   | 19,103   | 98,485  | 1,206  | 6,409   | 12,793   | 66,917  |
| 花蓮縣 Hualien C.   | 44,660   | 174,387                                       | —  | —   | 41,824   | 160,321                                       |
| 澎湖縣 Penghu C.  | 12,050   | 59,929  | 199  | 994   | 11,545   | 57,743  |
| 基隆市 Keelung City   | 5,849  | 46,745  | —  | —   | 5,849  | 46,745  |
| 新竹市 Hsinchu City   | 10,831   | 56,677  | —  | —   | 10,704   | 56,017  |
| 嘉義市 Chiayi City  | 26,262   | 139,930                                       | 1,518  | 8,362   | 14,035   | 77,189  |
| 福建省 Fuchien Prov.  | 29,985   | 117,675                                       | —  | —   | 29,463   | 115,692                                       |
| 金門縣 Kinmen C.  | 29,386   | 115,314                                       | —  | —   | 28,864   | 113,331                                       |
| 連江縣 Lienchiang C.  | 599  | 2,361   | —  | —   | 599  | 2,361   |
| 國家公園管理處 N.P.Adm.   | 718  | 2,735   | —  | —   | 718  | 2,735   |
| 其他內政部<br>指定特設主<br>管建築機關<br>Other<br>M.O.I.<br>Const. Orgs. | 14,975   | 97,244  | 815  | 6,515   | 12,345   | 75,241  |

資料來源：本部營建署。

| 鋼構造<br>Steel   |   | 磚構造<br>Brick   |   | 木構造<br>Wooden  |   | 其他<br>Others   |   |
|--|---|--|---|--|---|--|---|
| 總樓地板面積<br>(平方公尺)<br>Total Floor Area (m <sup>2</sup> ) | 工程造價<br>(千元)<br>Construction Cost (NT\$1,000) | 總樓地板面積<br>(平方公尺)<br>Total Floor Area (m <sup>2</sup> ) | 工程造價<br>(千元)<br>Construction Cost (NT\$1,000) | 總樓地板面積<br>(平方公尺)<br>Total Floor Area (m <sup>2</sup> ) | 工程造價<br>(千元)<br>Construction Cost (NT\$1,000) | 總樓地板面積<br>(平方公尺)<br>Total Floor Area (m <sup>2</sup> ) | 工程造價<br>(千元)<br>Construction Cost (NT\$1,000) |
| <b>635,677</b>   | <b>5,101,022</b>                              | <b>12,645</b>  | <b>44,304</b>                                 | <b>780</b>   | <b>2,173</b>                                  | <b>7,684</b>   | <b>29,953</b>                                 |
| 49,975   | 749,123                                       | 77   | 602   | —  | —   | —  | —   |
| 51,134   | 913,752                                       | —  | —   | —  | —   | —  | —   |
| 40,264   | 276,705                                       | 1,478  | 6,504   | —  | —   | —  | —   |
| 41,471   | 165,162                                       | 5,951  | 18,501  | —  | —   | —  | —   |
| 188,810  | 1,575,245                                     | —  | —   | —  | —   | 15   | 63  |
| 261,694  | 1,403,605                                     | 5,139  | 18,697  | 780  | 2,173   | 7,661  | 29,849  |
| 3,630  | 20,723  | —  | —   | —  | —   | —  | —   |
| 112,109  | 753,554                                       | —  | —   | —  | —   | —  | —   |
| 19,781   | 99,426  | 198  | 990   | 197  | 552   | 4,546  | 22,728  |
| 6,431  | 30,460  | 785  | 3,133   | 543  | 1,519   | —  | —   |
| 249  | 739   | 673  | 1,878   | —  | —   | —  | —   |
| 6,653  | 29,645  | —  | —   | 40   | 102   | —  | —   |
| 43,664   | 125,070                                       | 443  | 1,431   | —  | —   | 1,307  | 3,698   |
| 8,960  | 46,637  | 186  | 771   | —  | —   | 98   | 382   |
| 42,808   | 208,885                                       | 1,181  | 3,504   | —  | —   | 1,710  | 3,041   |
| 5,104  | 25,159  | —  | —   | —  | —   | —  | —   |
| 2,836  | 14,066  | —  | —   | —  | —   | —  | —   |
| —  | —   | 306  | 1,192   | —  | —   | —  | —   |
| —  | —   | —  | —   | —  | —   | —  | —   |
| 127  | 660   | —  | —   | —  | —   | —  | —   |
| 9,342  | 48,581  | 1,367  | 5,798   | —  | —   | —  | —   |
| 522  | 1,983   | —  | —   | —  | —   | —  | —   |
| 522  | 1,983   | —  | —   | —  | —   | —  | —   |
| —  | —   | —  | —   | —  | —   | —  | —   |
| —  | —   | —  | —   | —  | —   | —  | —   |
| 1,807  | 15,447  | —  | —   | —  | —   | 8  | 41  |

Source : Construction and Planning Agency, MOI.

表76. 核發建築物拆除執照—按月別及用途別分

| 年 (月) 別<br>Year (Month)          | 總計 Grand Total |              |  | 件數<br>Cases |
|----------------------------------|----------------|--------------|--|-------------|
|                                  | 件數<br>Cases    | 宅數<br>Houses | 總樓地板面積<br>(平方公尺)<br>Total Floor Area (m <sup>2</sup> ) |             |
| 九十三年 2004                        | 1,897          | 3,146        | 1,892,970  | 901         |
| 九十四年 2005                        | 2,153          | 3,500        | 2,597,506  | 1,028       |
| 九十五年 2006                        | 2,065          | 3,161        | 1,645,123  | 1,119       |
| 九十六年 2007                        | 2,136          | 4,173        | 2,391,170  | 1,129       |
| 九十七年 2008                        | 1,752          | 4,012        | 1,934,243  | 863         |
| 九十八年 2009                        | 1,772          | 3,870        | 1,585,362  | 876         |
| 九十九年 2010                        | 2,520          | 5,521        | 2,543,820  | 1,325       |
| 一〇〇年 2011                        | 2,376          | 5,563        | 2,379,930  | 1,138       |
| 一〇一年 2012                        | 2,529          | 4,679        | 2,208,117  | 1,199       |
| 四月 Apr.                          | 198            | 313          | 189,859  | 92          |
| 五月 May                           | 211            | 381          | 129,656  | 101         |
| 六月 June                          | 187            | 304          | 148,639  | 74          |
| 七月 July                          | 296            | 479          | 324,753  | 141         |
| 八月 Aug.                          | 191            | 344          | 153,161  | 95          |
| 九月 Sept.                         | 213            | 410          | 139,348  | 116         |
| 十月 Oct.                          | 224            | 451          | 209,682  | 105         |
| 十一月 Nov.                         | 224            | 448          | 172,216  | 105         |
| 十二月 Dec.                         | 206            | 468          | 187,262  | 96          |
| <b>一〇二年 2013</b>                 | <b>870</b>     | <b>1,435</b> | <b>732,891</b>   | <b>437</b>  |
| 一月 Jan.                          | 257            | 301          | 167,447  | 128         |
| 二月 Feb.                          | 128            | 171          | 138,998  | 60          |
| 三月 Mar.                          | 223            | 495          | 226,645  | 103         |
| 四月 Apr.                          | 262            | 468          | 199,801  | 146         |
| 較上月增減(%)<br>VS. with Last Month  | 17.49          | -5.45        | -11.84   | 41.75       |
| 較上年同月增減(%)<br>VS. with Last Year | 32.32          | 49.52        | 5.24   | 58.70       |

資料來源：本部營建署。

TABLE 76. ISSUED BUILDING DEMOLITION LICENSE  
- BY MONTH AND USE

| 住宅 Housing   |  | 其他 Others   |              |  |
|--------------|--|-------------|--------------|--|
| 宅數<br>Houses | 總樓地板面積<br>(平方公尺)<br>Total Floor Area (m <sup>2</sup> ) | 件數<br>Cases | 宅數<br>Houses | 總樓地板面積<br>(平方公尺)<br>Total Floor Area (m <sup>2</sup> ) |
| 1,519        | 366,311  | 996         | 1,627        | 1,526,659  |
| 2,309        | 359,667  | 1,125       | 1,191        | 2,237,839  |
| 2,035        | 346,403  | 946         | 1,126        | 1,298,720  |
| 2,648        | 418,589  | 1,007       | 1,525        | 1,972,581  |
| 2,763        | 388,904  | 889         | 1,249        | 1,545,339  |
| 2,486        | 353,027  | 896         | 1,384        | 1,232,335  |
| 3,925        | 580,958  | 1,195       | 1,596        | 1,962,862  |
| 3,034        | 428,627  | 1,238       | 2,529        | 1,951,303  |
| 3,002        | 461,780  | 1,330       | 1,677        | 1,746,337  |
| 197          | 51,169   | 106         | 116          | 138,690  |
| 246          | 26,667   | 110         | 135          | 102,989  |
| 179          | 23,853   | 113         | 125          | 124,786  |
| 315          | 44,702   | 155         | 164          | 280,051  |
| 196          | 26,163   | 96          | 148          | 126,998  |
| 246          | 38,672   | 97          | 164          | 100,676  |
| 263          | 40,600   | 119         | 188          | 169,082  |
| 314          | 50,036   | 119         | 134          | 122,180  |
| 336          | 44,237   | 110         | 132          | 143,025  |
| <b>916</b>   | <b>162,066</b>   | <b>433</b>  | <b>519</b>   | <b>570,825</b>   |
| 170          | 26,360   | 129         | 131          | 141,087  |
| 107          | 20,503   | 68          | 64           | 118,495  |
| 336          | 44,827   | 120         | 159          | 181,818  |
| 303          | 70,376   | 116         | 165          | 129,425  |
| -9.82        | 56.99  | -3.33       | 3.77         | -28.82   |
| 53.81        | 37.54  | 9.43        | 42.24        | -6.68  |

Source : Construction and Planning Agency, MOI.

表77. 核發建築物拆除執照－按區域別及用途別分

| 區域別<br>Locality  | 總計 Grand Total |              |  | 件數<br>Cases |
|--|----------------|--------------|--|-------------|
|  | 件數<br>Cases    | 宅數<br>Houses | 總樓地板面積<br>(平方公尺)<br>Total Floor Area (m <sup>2</sup> ) |             |
| 一〇二年四月<br>Apr., 2013                                       | 262            | 468          | 199,801  | 146         |
| 新北市 New Taipei City  | 20             | 95           | 28,620   | 17          |
| 臺北市 Taipei City  | 11             | 87           | 27,468   | 7           |
| 臺中市 Taichung City  | 43             | 57           | 21,474   | 23          |
| 臺南市 Tainan City  | 29             | 30           | 9,663  | 17          |
| 高雄市 Kaohsiung City   | 63             | 88           | 50,113   | 32          |
| 臺灣省 Taiwan Prov.   | 94             | 109          | 62,156   | 50          |
| 宜蘭縣 Yilan C.   | 1              | 1            | 33   | 1           |
| 桃園縣 Taoyuan C.   | 6              | 8            | 4,099  | 2           |
| 新竹縣 Hsinchu C.   | 4              | 4            | 1,718  | 2           |
| 苗栗縣 Miaoli C.  | 8              | 8            | 1,906  | 8           |
| 彰化縣 Changhua C.  | 16             | 18           | 20,830   | 5           |
| 南投縣 Nantou C.  | 8              | 8            | 3,209  | 2           |
| 雲林縣 Yunlin C.  | 1              | 1            | 133  | —           |
| 嘉義縣 Chiayi C.  | 7              | 7            | 3,195  | 4           |
| 屏東縣 Pingtung C.  | 9              | 10           | 1,367  | 6           |
| 臺東縣 Taitung C.   | 1              | 1            | 6,228  | —           |
| 花蓮縣 Hualien C.   | 5              | 4            | 8,108  | —           |
| 澎湖縣 Penghu C.  | 3              | 3            | 285  | 3           |
| 基隆市 Keelung City   | 3              | 11           | 4,955  | 1           |
| 新竹市 Hsinchu City   | 11             | 11           | 4,296  | 7           |
| 嘉義市 Chiayi City  | 11             | 14           | 1,794  | 9           |
| 福建省 Fuchien Prov.  | —              | —            | —  | —           |
| 金門縣 Kinmen C.  | —              | —            | —  | —           |
| 連江縣 Lienchiang C.  | —              | —            | —  | —           |
| 國家公園管理處 N.P.Adm.   | —              | —            | —  | —           |
| 其他內政部<br>指定特設主<br>管建築機關<br>Other<br>M.O.I.<br>Const. Orgs. | 2              | 2            | 307  | —           |

資料來源：本部營建署。

TABLE 77. ISSUED BUILDING DEMOLITION LICENSE  
- BY LOCALITY AND USE

| 住宅 Housing   |  | 其他 Others   |              |  |
|--------------|--|-------------|--------------|--|
| 宅數<br>Houses | 總樓地板面積<br>(平方公尺)<br>Total Floor Area (m <sup>2</sup> ) | 件數<br>Cases | 宅數<br>Houses | 總樓地板面積<br>(平方公尺)<br>Total Floor Area (m <sup>2</sup> ) |
| 303          | 70,376   | 116         | 165          | 129,425  |
| 91           | 25,018   | 3           | 4            | 3,602  |
| 56           | 20,197   | 4           | 31           | 7,271  |
| 33           | 4,456  | 20          | 24           | 17,018   |
| 18           | 3,907  | 12          | 12           | 5,756  |
| 50           | 7,541  | 31          | 38           | 42,572   |
| 55           | 9,257  | 44          | 54           | 52,899   |
| 1            | 33   | —           | —            | —  |
| 2            | 288  | 4           | 6            | 3,811  |
| 2            | 504  | 2           | 2            | 1,214  |
| 8            | 1,906  | —           | —            | —  |
| 6            | 1,888  | 11          | 12           | 18,942   |
| 2            | 292  | 6           | 6            | 2,917  |
| —            | —  | 1           | 1            | 133  |
| 4            | 565  | 3           | 3            | 2,630  |
| 7            | 927  | 3           | 3            | 440  |
| —            | —  | 1           | 1            | 6,228  |
| —            | —  | 5           | 4            | 8,108  |
| 3            | 285  | —           | —            | —  |
| 2            | 188  | 2           | 9            | 4,767  |
| 7            | 1,267  | 4           | 4            | 3,029  |
| 11           | 1,114  | 2           | 3            | 680  |
| —            | —  | —           | —            | —  |
| —            | —  | —           | —            | —  |
| —            | —  | —           | —            | —  |
| —            | —  | —           | —            | —  |
| —            | —  | 2           | 2            | 307  |

Source : Construction and Planning Agency, MOI.

表78. 核發建築物使用執照—按月別及用途別分

| 年 (月) 別<br>Year (Month)          | 總計<br>Grand Total  |  | 住宿類(H類)<br>住宅(H-2類)<br>Residential |               |  |
|----------------------------------|--------------------|--|------------------------------------|---------------|--|
|                                  |                    |  | 件數<br>Cases                        | 宅數<br>Houses  | 總樓地板面積<br>(平方公尺)<br>Total Floor Area (m <sup>2</sup> ) |
|                                  | 總件數<br>Total Cases | 總樓地板面積<br>(平方公尺)<br>Total Floor Area (m <sup>2</sup> ) | 件數<br>Cases                        | 宅數<br>Houses  | 總樓地板面積<br>(平方公尺)<br>Total Floor Area (m <sup>2</sup> ) |
| 九十三年 2004                        | 31,902             | 27,872,724   | 20,336                             | 69,408        | 12,330,189   |
| 九十四年 2005                        | 35,271             | 31,027,550   | 22,314                             | 78,760        | 13,972,174   |
| 九十五年 2006                        | 37,978             | 36,202,229   | 29,177                             | 124,120       | 20,802,938   |
| 九十六年 2007                        | 34,797             | 36,024,385   | 27,608                             | 130,596       | 21,578,032   |
| 九十七年 2008                        | 27,376             | 32,717,134   | 20,804                             | 111,202       | 18,414,605   |
| 九十八年 2009                        | 16,770             | 26,534,930   | 11,777                             | 75,870        | 13,517,972   |
| 九十九年 2010                        | 22,293             | 24,013,834   | 17,418                             | 71,875        | 13,315,090   |
| 一〇〇年 2011                        | 26,250             | 25,885,034   | 20,642                             | 71,565        | 13,253,304   |
| 一〇一年 2012                        | 26,903             | 27,761,024   | 21,135                             | 80,653        | 15,743,721   |
| 四月 Apr.                          | 2,097              | 1,968,393  | 1,635                              | 5,051         | 1,056,392  |
| 五月 May                           | 2,475              | 2,288,775  | 1,990                              | 7,017         | 1,327,327  |
| 六月 June                          | 2,067              | 2,214,146  | 1,603                              | 6,553         | 1,164,535  |
| 七月 July                          | 2,276              | 2,509,234  | 1,786                              | 7,408         | 1,488,884  |
| 八月 Aug.                          | 2,238              | 2,379,134  | 1,755                              | 7,204         | 1,414,001  |
| 九月 Sept.                         | 2,034              | 2,012,110  | 1,613                              | 5,879         | 1,184,531  |
| 十月 Oct.                          | 2,434              | 2,601,866  | 1,880                              | 7,577         | 1,567,222  |
| 十一月 Nov.                         | 2,696              | 3,492,507  | 2,138                              | 12,259        | 2,450,542  |
| 十二月 Dec.                         | 2,344              | 2,486,974  | 1,845                              | 6,723         | 1,234,942  |
| 一〇二年 2013                        | <b>8,776</b>       | <b>8,172,776</b>                                       | <b>6,960</b>                       | <b>21,274</b> | <b>4,242,743</b>                                       |
| 一月 Jan.                          | 2,693              | 2,639,170  | 2,152                              | 5,922         | 1,282,366  |
| 二月 Feb.                          | 1,628              | 1,858,908  | 1,285                              | 5,983         | 1,097,721  |
| 三月 Mar.                          | 2,334              | 2,010,838  | 1,819                              | 4,508         | 902,509  |
| 四月 Apr.                          | 2,121              | 1,663,860  | 1,704                              | 4,861         | 960,147  |
| 較上月增減(%)<br>VS. with Last Month  | -9.13              | -17.26   | -6.32                              | 7.83          | 6.39   |
| 較上年同月增減(%)<br>VS. with Last Year | 1.14               | -15.47   | 4.22                               | -3.76         | -9.11  |

資料來源：本部營建署。

說明：1. 95年起依「建築物使用類組及變更使用辦法」分類並歸入歷史資料。2. 94年以前，「住宿類住宅」為「住宅、農舍」，「商業類」為「商店、旅館、遊樂場」，「工業、倉儲類」為「工廠、倉庫」，「辦公、服務類」為「辦公室」，「休閒、文教類」為「學校」，「衛生、福利、更生」為「醫院」，其他為不歸類於前項者。

TABLE 78. ISSUED BUILDING USAGE LICENSE - BY MONTH AND USE

| Lodging<br>宿舍安養(H-1)<br>Dormitory, Care |  | 商業類(B類)<br>Commerce |  | 工業、倉儲類(C類)<br>Industry, Storage |  |
|---|--|---------------------|--|---------------------------------|--|
| 件數<br>Cases                             | 總樓地板面積<br>(平方公尺)<br>Total Floor Area (m <sup>2</sup> ) | 件數<br>Cases         | 總樓地板面積<br>(平方公尺)<br>Total Floor Area (m <sup>2</sup> ) | 件數<br>Cases                     | 總樓地板面積<br>(平方公尺)<br>Total Floor Area (m <sup>2</sup> ) |
| ...                                     | ...  | 5,309               | 4,798,195  | 1,285                           | 2,779,699  |
| ...                                     | ...  | 5,670               | 5,984,967  | 1,624                           | 3,601,738  |
| 280                                     | 351,842  | 2,249               | 2,969,856  | 2,009                           | 5,658,325  |
| 208                                     | 603,820  | 679                 | 918,106  | 2,034                           | 6,163,143  |
| 117                                     | 233,455  | 175                 | 1,002,028  | 2,205                           | 5,355,333  |
| 85                                      | 441,861  | 120                 | 1,191,590  | 1,421                           | 4,821,728  |
| 47                                      | 194,565  | 113                 | 563,213  | 1,455                           | 4,424,911  |
| 64                                      | 236,246  | 130                 | 859,465  | 1,770                           | 6,013,972  |
| 72                                      | 170,315  | 168                 | 613,795  | 1,744                           | 5,054,628  |
| 3                                       | 10,458   | 6                   | 19,063   | 132                             | 492,547  |
| 7                                       | 17,126   | 15                  | 89,385   | 147                             | 379,882  |
| 8                                       | 9,323  | 11                  | 51,597   | 120                             | 376,733  |
| 2                                       | 981  | 15                  | 56,791   | 151                             | 401,899  |
| 9                                       | 20,611   | 23                  | 83,828   | 133                             | 427,392  |
| 9                                       | 22,438   | 14                  | 8,202  | 142                             | 507,268  |
| 4                                       | 10,716   | 14                  | 15,113   | 216                             | 490,134  |
| 6                                       | 12,023   | 19                  | 88,412   | 171                             | 390,378  |
| 8                                       | 23,343   | 15                  | 36,318   | 148                             | 343,260  |
| <b>26</b>                               | <b>62,077</b>  | <b>38</b>           | <b>197,582</b>   | <b>586</b>                      | <b>1,741,871</b>                                       |
| 11                                      | 26,591   | 7                   | 56,393   | 163                             | 643,761  |
| 3                                       | 12,723   | 10                  | 31,119   | 110                             | 305,188  |
| 8                                       | 17,663   | 9                   | 50,518   | 195                             | 535,476  |
| 4                                       | 5,100  | 12                  | 59,552   | 118                             | 257,446  |
| -50.00                                  | -71.13   | 33.33               | 17.88  | -39.49                          | -51.92   |
| 33.33                                   | -51.23   | 100.00              | 212.40   | -10.61                          | -47.73   |

Source: Construction and Planning Agency, MOI.

Note: 1. The figures are reclassified according to Architecture Usage Classification and Change Usage regulation since 2006.  
2. Prior to 2005, Residential Lodging as Houses and Farmhouses; Commerce as Stores, Hotels and Playgrounds; Industry, Storage as Factories and entrepôts; Business, Service as Offices; Leisure, Education as Schools; Health, Welfare, Regeneration as Hospitals; Others refer to the unclassified.

表78. 核發建築物使用執照—按月別及用途別分(續)

| 年 (月) 別<br>Year (Month)          | 辦公、服務類(G類)<br>Business, Service |   | 休閒、文教類(D類)<br>Leisure, Education |   | 衛生、福利、<br>更生類(F類)<br>Health, Welfare,<br>Regeneration |   |
|----------------------------------|---------------------------------|---|----------------------------------|---|---|---|
|                                  | 件數<br>Cases                     | 總樓地板面積<br>(平方公尺)<br>Total Floor<br>Area (m <sup>2</sup> ) | 件數<br>Cases                      | 總樓地板面積<br>(平方公尺)<br>Total Floor<br>Area (m <sup>2</sup> ) | 件數<br>Cases   | 總樓地板面積<br>(平方公尺)<br>Total Floor<br>Area (m <sup>2</sup> ) |
| 九十三年 2004                        | 466                             | 1,437,657   | 378                              | 2,046,863   | 37  | 442,695   |
| 九十四年 2005                        | 530                             | 1,324,176   | 362                              | 1,705,410   | 38  | 443,348   |
| 九十五年 2006                        | 1,530                           | 2,310,545   | 579                              | 1,963,544   | 148   | 494,289   |
| 九十六年 2007                        | 1,801                           | 2,772,328   | 601                              | 1,998,771   | 137   | 425,343   |
| 九十七年 2008                        | 1,816                           | 3,549,581   | 615                              | 2,058,782   | 145   | 583,728   |
| 九十八年 2009                        | 1,243                           | 2,582,687   | 613                              | 2,227,010   | 111   | 353,167   |
| 九十九年 2010                        | 1,047                           | 2,076,337   | 498                              | 1,284,411   | 105   | 266,410   |
| 一〇〇年 2011                        | 1,213                           | 1,329,646   | 561                              | 1,497,456   | 124   | 399,191   |
| 一〇一年 2012                        | 1,230                           | 1,932,119   | 613                              | 1,517,068   | 122   | 298,172   |
| 四月 Apr.                          | 104                             | 82,714  | 45                               | 101,970   | 12  | 6,414   |
| 五月 May                           | 100                             | 104,939   | 46                               | 86,475  | 7   | 7,433   |
| 六月 June                          | 107                             | 168,067   | 67                               | 118,201   | 13  | 22,473  |
| 七月 July                          | 102                             | 168,479   | 42                               | 116,919   | 11  | 22,332  |
| 八月 Aug.                          | 104                             | 94,474  | 46                               | 139,376   | 10  | 33,766  |
| 九月 Sept.                         | 68                              | 22,794  | 46                               | 132,110   | 10  | 7,485   |
| 十月 Oct.                          | 98                              | 142,929   | 48                               | 114,818   | 8   | 27,676  |
| 十一月 Nov.                         | 118                             | 270,097   | 49                               | 70,298  | 8   | 10,350  |
| 十二月 Dec.                         | 109                             | 381,379   | 52                               | 105,897   | 14  | 94,476  |
| <b>一〇二年 2013</b>                 | <b>353</b>                      | <b>664,244</b>  | <b>134</b>                       | <b>451,649</b>  | <b>35</b>   | <b>78,526</b>   |
| 一月 Jan.                          | 105                             | 170,467   | 46                               | 179,560   | 10  | 37,874  |
| 二月 Feb.                          | 79                              | 243,806   | 28                               | 75,005  | 7   | 9,305   |
| 三月 Mar.                          | 92                              | 85,576  | 30                               | 127,742   | 10  | 13,333  |
| 四月 Apr.                          | 77                              | 164,395   | 30                               | 69,342  | 8   | 18,014  |
| 較上月增減(%)<br>VS. with Last Month  | -16.30                          | 92.10   | 0.00                             | -45.72  | -20.00  | 35.11   |
| 較上年同月增減(%)<br>VS. with Last Year | -25.96                          | 98.75   | -33.33                           | -32.00  | -33.33  | 180.85  |

說明：3. 自95年起數字包括內政部指定特設主管建築機關資料。

TABLE 78. ISSUED BUILDING USAGE LICENSE - BY MONTH AND USE(CONT.)

| 公共集會類(A類)<br>Assembly |   | 宗教、殯葬類(E類)<br>Religion, Funeral |   | 危險物品類(I類)<br>Hazard Contents |   | 其他<br>Others |   |
|-----------------------|---|---------------------------------|---|------------------------------|---|--------------|---|
| 件數<br>Cases           | 總樓地板面積<br>(平方公尺)<br>Total Floor<br>Area (m <sup>2</sup> ) | 件數<br>Cases                     | 總樓地板面積<br>(平方公尺)<br>Total Floor<br>Area (m <sup>2</sup> ) | 件數<br>Cases                  | 總樓地板面積<br>(平方公尺)<br>Total Floor<br>Area (m <sup>2</sup> ) | 件數<br>Cases  | 總樓地板面積<br>(平方公尺)<br>Total Floor<br>Area (m <sup>2</sup> ) |
|                       |   |                                 | 2,569   |                              | 4,037,426   |              |   |
|                       |   |                                 | 3,055   |                              | 3,995,737   |              |   |
| 57                    | 84,564  | 118                             | 173,524   | 45                           | 17,426  | 1,786        | 1,375,376   |
| 40                    | 60,293  | 151                             | 170,402   | 50                           | 30,148  | 1,488        | 1,303,999   |
| 38                    | 109,933   | 164                             | 215,577   | 63                           | 32,678  | 1,234        | 1,161,434   |
| 37                    | 198,626   | 146                             | 234,140   | 45                           | 16,285  | 1,172        | 949,864   |
| 51                    | 61,873  | 169                             | 215,777   | 28                           | 10,723  | 1,362        | 1,600,524   |
| 43                    | 59,356  | 155                             | 182,354   | 26                           | 16,430  | 1,522        | 2,037,614   |
| 35                    | 41,973  | 136                             | 279,567   | 27                           | 18,909  | 1,621        | 2,090,757   |
| 3                     | 1,650   | 12                              | 24,038  | 2                            | 456   | 143          | 172,691   |
| 1                     | 303   | 6                               | 10,484  | 2                            | 825   | 154          | 264,596   |
| 4                     | 3,301   | 7                               | 10,122  | 1                            | 205   | 126          | 289,589   |
| 2                     | 879   | 13                              | 33,617  | 5                            | 8,362   | 147          | 210,091   |
| 4                     | 7,901   | 8                               | 9,855   | 1                            | 835   | 145          | 147,095   |
| —                     | —   | 9                               | 4,780   | 3                            | 1,113   | 120          | 121,389   |
| 3                     | 2,672   | 10                              | 8,189   | —                            | —   | 153          | 222,397   |
| 4                     | 4,599   | 11                              | 6,001   | 1                            | 13  | 171          | 189,794   |
| 6                     | 18,266  | 20                              | 132,181   | 6                            | 2,781   | 121          | 114,131   |
| <b>15</b>             | <b>139,091</b>  | <b>57</b>                       | <b>59,351</b>   | <b>14</b>                    | <b>9,460</b>  | <b>558</b>   | <b>526,182</b>  |
| 4                     | 23,203  | 18                              | 13,023  | 6                            | 1,645   | 171          | 204,287   |
| 2                     | 1,843   | 14                              | 11,775  | 3                            | 6,094   | 87           | 64,329  |
| 4                     | 106,586   | 16                              | 25,766  | 2                            | 1,060   | 149          | 144,609   |
| 5                     | 7,459   | 9                               | 8,787   | 3                            | 661   | 151          | 112,957   |
| 25.00                 | -93.00  | -43.75                          | -65.90  | 50.00                        | -37.64  | 1.34         | -21.89  |
| 66.67                 | 352.06  | -25.00                          | -63.45  | 50.00                        | 44.96   | 5.59         | -34.59  |

Note : 3.The figures include the data of M.O.I. Const. Orgs. since 2006.



表79. 核發建築物使用執照—按區域別及用途別分

| 區域別<br>Locality  | 總計<br>Grand Total  |  | 住宿類(H類)               |              |  |
|--|--------------------|--|-----------------------|--------------|--|
|  |                    |  | 住宅(H2)<br>Residential |              |  |
|  | 總件數<br>Total Cases | 總樓地板面積<br>(平方公尺)<br>Total Floor Area (m <sup>2</sup> ) | 件數<br>Cases           | 宅數<br>Houses | 總樓地板面積<br>(平方公尺)<br>Total Floor Area (m <sup>2</sup> ) |
| 一〇二年四月<br>Apr., 2013                                       | 2,121              | 1,663,860  | 1,704                 | 4,861        | 960,147  |
| 新北市 New Taipei City  | 56                 | 286,562  | 31                    | 535          | 98,058   |
| 臺北市 Taipei City  | 23                 | 114,647  | 15                    | 284          | 63,205   |
| 臺中市 Taichung City  | 228                | 216,714  | 188                   | 620          | 136,677  |
| 臺南市 Tainan City  | 439                | 175,269  | 361                   | 513          | 114,640  |
| 高雄市 Kaohsiung City   | 219                | 128,942  | 180                   | 339          | 89,056   |
| 臺灣省 Taiwan Prov.   | 1,137              | 695,030  | 922                   | 2,558        | 455,882  |
| 宜蘭縣 Yilan C.   | 158                | 41,107   | 143                   | 155          | 33,241   |
| 桃園縣 Taoyuan C.   | 117                | 159,421  | 92                    | 663          | 118,197  |
| 新竹縣 Hsinchu C.   | 70                 | 43,681   | 57                    | 139          | 33,132   |
| 苗栗縣 Miaoli C.  | 96                 | 30,930   | 75                    | 121          | 20,535   |
| 彰化縣 Changhua C.  | 121                | 80,358   | 99                    | 253          | 54,515   |
| 南投縣 Nantou C.  | 159                | 39,483   | 139                   | 140          | 20,619   |
| 雲林縣 Yunlin C.  | 85                 | 76,604   | 53                    | 66           | 13,726   |
| 嘉義縣 Chiayi C.  | 84                 | 37,722   | 62                    | 64           | 18,457   |
| 屏東縣 Pingtung C.  | 53                 | 25,153   | 35                    | 194          | 12,522   |
| 臺東縣 Taitung C.   | 51                 | 17,081   | 44                    | 44           | 10,011   |
| 花蓮縣 Hualien C.   | 52                 | 10,581   | 49                    | 49           | 9,750  |
| 澎湖縣 Penghu C.  | 16                 | 4,908  | 11                    | 11           | 2,682  |
| 基隆市 Keelung City   | 7                  | 48,571   | 5                     | 377          | 44,722   |
| 新竹市 Hsinchu City   | 43                 | 69,144   | 36                    | 256          | 58,577   |
| 嘉義市 Chiayi City  | 25                 | 10,286   | 22                    | 26           | 5,196  |
| 福建省 Fuchien Prov.  | 5                  | 2,254  | 5                     | 10           | 2,254  |
| 金門縣 Kinmen C.  | 5                  | 2,254  | 5                     | 10           | 2,254  |
| 連江縣 Lienchiang C.  | —                  | —  | —                     | —            | —  |
| 國家公園管理處 N.P.Adm.   | 3                  | 918  | 2                     | 2            | 375  |
| 其他內政部<br>指定特設主<br>管建築機關<br>Other<br>M.O.I.<br>Const. Orgs. | 11                 | 43,524   | —                     | —            | —  |

資料來源：本部營建署。

TABLE 79. ISSUED BUILDING USAGE LICENSE  
- BY LOCALITY AND USE

| Lodging                     |  | 商業類(B類)<br>Commerce |  | 工業、倉儲類<br>(C類)<br>Industry, Storage |  |
|-----------------------------|--|---------------------|--|-------------------------------------|--|
| 宿舍安養(H1)<br>Dormitory, Care |  |                     |  |                                     |  |
| 件數<br>Cases                 | 總樓地板面積<br>(平方公尺)<br>Total Floor Area (m <sup>2</sup> ) | 件數<br>Cases         | 總樓地板面積<br>(平方公尺)<br>Total Floor Area (m <sup>2</sup> ) | 件數<br>Cases                         | 總樓地板面積<br>(平方公尺)<br>Total Floor Area (m <sup>2</sup> ) |
| 4                           | 5,100  | 12                  | 59,552   | 118                                 | 257,446  |
| —                           | —  | 2                   | 31,054   | 6                                   | 13,664   |
| —                           | —  | 1                   | 798  | 1                                   | 6,402  |
| —                           | —  | 2                   | 15,182   | 17                                  | 49,240   |
| —                           | —  | 3                   | 2,836  | 17                                  | 25,523   |
| —                           | —  | —                   | —  | 13                                  | 21,536   |
| 4                           | 5,100  | 4                   | 9,682  | 58                                  | 112,405  |
| —                           | —  | 1                   | 1,171  | 3                                   | 5,781  |
| 2                           | 3,587  | —                   | —  | 18                                  | 35,374   |
| —                           | —  | —                   | —  | 6                                   | 5,885  |
| —                           | —  | —                   | —  | 8                                   | 4,104  |
| —                           | —  | —                   | —  | 6                                   | 16,166   |
| —                           | —  | 1                   | 3,286  | 3                                   | 12,588   |
| —                           | —  | —                   | —  | 5                                   | 25,303   |
| 1                           | 857  | 1                   | 201  | 2                                   | 2,234  |
| —                           | —  | —                   | —  | 1                                   | 349  |
| 1                           | 656  | 1                   | 5,024  | —                                   | —  |
| —                           | —  | —                   | —  | —                                   | —  |
| —                           | —  | —                   | —  | 2                                   | 1,625  |
| —                           | —  | —                   | —  | —                                   | —  |
| —                           | —  | —                   | —  | 1                                   | 482  |
| —                           | —  | —                   | —  | 2                                   | 1,561  |
| —                           | —  | —                   | —  | 1                                   | 953  |
| —                           | —  | —                   | —  | —                                   | —  |
| —                           | —  | —                   | —  | —                                   | —  |
| —                           | —  | —                   | —  | —                                   | —  |
| —                           | —  | —                   | —  | 6                                   | 28,676   |

Source : Construction and Planning Agency, MOI.

表79. 核發建築物使用執照—按區域別及用途別分(續)

| 區域別<br>Locality         |                                 | 辦公、服務類(G類)<br>Business, Service |   | 休閒、文教類(D類)<br>Leisure, Education |   | 衛生、福利、<br>更生類(F類)<br>Health, Welfare,<br>Regeneration |   |
|-------------------------|---------------------------------|---------------------------------|---|----------------------------------|---|---|---|
|                         |                                 | 件數<br>Cases                     | 總樓地板面積<br>(平方公尺)<br>Total Floor<br>Area (m <sup>2</sup> ) | 件數<br>Cases                      | 總樓地板面積<br>(平方公尺)<br>Total Floor<br>Area (m <sup>2</sup> ) | 件數<br>Cases   | 總樓地板面積<br>(平方公尺)<br>Total Floor<br>Area (m <sup>2</sup> ) |
| 一〇二年四月<br>Apr., 2013    |                                 | 77                              | 164,395   | 30                               | 69,342  | 8   | 18,014  |
| 新北市                     | New Taipei City                 | 12                              | 128,490   | 2                                | 9,479   | 1   | 800   |
| 臺北市                     | Taipei City                     | 1                               | 5,425   | 3                                | 28,972  | 1   | 6,904   |
| 臺中市                     | Taichung City                   | 12                              | 4,596   | 1                                | 4,105   | 1   | 2,230   |
| 臺南市                     | Tainan City                     | 9                               | 2,603   | 5                                | 4,311   | 2   | 1,368   |
| 高雄市                     | Kaohsiung City                  | 10                              | 2,371   | 3                                | 4,171   | 1   | 5,841   |
| 臺灣省                     | Taiwan Prov.                    | 32                              | 17,514  | 16                               | 18,304  | 2   | 871   |
| 宜蘭縣                     | Yilan C.                        | 1                               | 149   | —                                | —   | —   | —   |
| 桃園縣                     | Taoyuan C.                      | 3                               | 1,243   | —                                | —   | —   | —   |
| 新竹縣                     | Hsinchu C.                      | 2                               | 866   | 1                                | 975   | —   | —   |
| 苗栗縣                     | Miaoli C.                       | 3                               | 1,953   | —                                | —   | 2   | 871   |
| 彰化縣                     | Changhua C.                     | 5                               | 2,134   | 1                                | 235   | —   | —   |
| 南投縣                     | Nantou C.                       | 7                               | 513   | 2                                | 1,259   | —   | —   |
| 雲林縣                     | Yunlin C.                       | 1                               | 45  | 2                                | 2,178   | —   | —   |
| 嘉義縣                     | Chiayi C.                       | —                               | —   | 4                                | 4,335   | —   | —   |
| 屏東縣                     | Pingtung C.                     | 4                               | 1,616   | 1                                | 467   | —   | —   |
| 臺東縣                     | Taitung C.                      | 1                               | 159   | 1                                | 729   | —   | —   |
| 花蓮縣                     | Hualien C.                      | —                               | —   | —                                | —   | —   | —   |
| 澎湖縣                     | Penghu C.                       | 2                               | 385   | 1                                | 216   | —   | —   |
| 基隆市                     | Keelung City                    | —                               | —   | 1                                | 3,367   | —   | —   |
| 新竹市                     | Hsinchu City                    | 2                               | 7,378   | 1                                | 1,479   | —   | —   |
| 嘉義市                     | Chiayi City                     | 1                               | 1,073   | 1                                | 3,064   | —   | —   |
| 福建省                     | Fuchien Prov.                   | —                               | —   | —                                | —   | —   | —   |
| 金門縣                     | Kinmen C.                       | —                               | —   | —                                | —   | —   | —   |
| 連江縣                     | Lienchiang C.                   | —                               | —   | —                                | —   | —   | —   |
| 國家公園管理處                 | N.P.Adm.                        | —                               | —   | —                                | —   | —   | —   |
| 其他內政部<br>指定特設主<br>管建築機關 | Other<br>M.O.I.<br>Const. Orgs. | 1                               | 3,396   | —                                | —   | —   | —   |

TABLE 79. ISSUED BUILDING USAGE LICENSE  
- BY LOCALITY AND USE (CONT.)

| 公共集會類(A類)<br>Assembly |   | 宗教、殯葬類(E類)<br>Religion, Funeral |   | 危險物品類(I類)<br>Hazard Contents |   | 其他<br>Others |   |
|-----------------------|---|---------------------------------|---|------------------------------|---|--------------|---|
| 件數<br>Cases           | 總樓地板面積<br>(平方公尺)<br>Total Floor<br>Area (m <sup>2</sup> ) | 件數<br>Cases                     | 總樓地板面積<br>(平方公尺)<br>Total Floor<br>Area (m <sup>2</sup> ) | 件數<br>Cases                  | 總樓地板面積<br>(平方公尺)<br>Total Floor<br>Area (m <sup>2</sup> ) | 件數<br>Cases  | 總樓地板面積<br>(平方公尺)<br>Total Floor<br>Area (m <sup>2</sup> ) |
| <b>5</b>              | <b>7,459</b>  | <b>9</b>                        | <b>8,787</b>  | <b>3</b>                     | <b>661</b>  | <b>151</b>   | <b>112,957</b>  |
| —                     | —   | 2                               | 5,017   | —                            | —   | —            | —   |
| 1                     | 2,941   | —                               | —   | —                            | —   | —            | —   |
| —                     | —   | —                               | —   | —                            | —   | 7            | 4,684   |
| 1                     | 968   | 1                               | 161   | —                            | —   | 40           | 22,859  |
| —                     | —   | 1                               | 226   | 1                            | 219   | 10           | 5,522   |
| 2                     | 3,007   | 5                               | 3,383   | 2                            | 442   | 90           | 68,440  |
| —                     | —   | 1                               | 95  | —                            | —   | 9            | 670   |
| —                     | —   | —                               | —   | —                            | —   | 2            | 1,020   |
| 1                     | 2,662   | —                               | —   | —                            | —   | 3            | 161   |
| —                     | —   | 1                               | 221   | —                            | —   | 7            | 3,246   |
| —                     | —   | 1                               | 685   | 1                            | 268   | 8            | 6,355   |
| —                     | —   | 1                               | 99  | 1                            | 174   | 5            | 945   |
| —                     | —   | —                               | —   | —                            | —   | 24           | 35,352  |
| —                     | —   | 1                               | 2,283   | —                            | —   | 13           | 9,355   |
| 1                     | 345   | —                               | —   | —                            | —   | 11           | 9,854   |
| —                     | —   | —                               | —   | —                            | —   | 3            | 502   |
| —                     | —   | —                               | —   | —                            | —   | 3            | 831   |
| —                     | —   | —                               | —   | —                            | —   | —            | —   |
| —                     | —   | —                               | —   | —                            | —   | —            | —   |
| —                     | —   | —                               | —   | —                            | —   | —            | —   |
| —                     | —   | —                               | —   | —                            | —   | —            | —   |
| —                     | —   | —                               | —   | —                            | —   | —            | —   |
| —                     | —   | —                               | —   | —                            | —   | —            | —   |
| —                     | —   | —                               | —   | —                            | —   | —            | —   |
| —                     | —   | —                               | —   | —                            | —   | —            | —   |
| 1                     | 543   | —                               | —   | —                            | —   | —            | —   |
| —                     | —   | —                               | —   | —                            | —   | 4            | 11,452  |

表80. 核發建築物使用執照年累計—按區域別及用途別分

| 區域別<br>Locality  | 總計<br>Grand Total  |  | 住宿類(H類)               |              |  |
|--|--------------------|--|-----------------------|--------------|--|
|  |                    |  | 住宅(H2)<br>Residential |              |  |
|  | 總件數<br>Total Cases | 總樓地板面積<br>(平方公尺)<br>Total Floor Area (m <sup>2</sup> ) | 件數<br>Cases           | 宅數<br>Houses | 總樓地板面積<br>(平方公尺)<br>Total Floor Area (m <sup>2</sup> ) |
| 一〇二一年一至四月<br>Jan. - Apr., 2013                             | 8,776              | 8,172,776  | 6,960                 | 21,274       | 4,242,743  |
| 新北市 New Taipei City  | 178                | 954,229  | 110                   | 2,996        | 498,428  |
| 臺北市 Taipei City  | 110                | 698,751  | 67                    | 1,596        | 299,941  |
| 臺中市 Taichung City  | 1,004              | 1,082,735  | 804                   | 3,222        | 687,342  |
| 臺南市 Tainan City  | 1,692              | 675,044  | 1,436                 | 2,044        | 440,568  |
| 高雄市 Kaohsiung City   | 874                | 703,307  | 694                   | 1,643        | 393,755  |
| 臺灣省 Taiwan Prov.   | 4,816              | 3,625,132  | 3,792                 | 9,459        | 1,861,103  |
| 宜蘭縣 Yilan C.   | 517                | 155,590  | 446                   | 482          | 105,032  |
| 桃園縣 Taoyuan C.   | 492                | 1,281,308  | 363                   | 3,493        | 701,836  |
| 新竹縣 Hsinchu C.   | 246                | 442,058  | 191                   | 910          | 204,213  |
| 苗栗縣 Miaoli C.  | 444                | 176,229  | 373                   | 575          | 113,076  |
| 彰化縣 Changhua C.  | 545                | 282,673  | 456                   | 740          | 151,055  |
| 南投縣 Nantou C.  | 582                | 154,529  | 520                   | 561          | 90,065   |
| 雲林縣 Yunlin C.  | 357                | 260,535  | 219                   | 243          | 51,713   |
| 嘉義縣 Chiayi C.  | 265                | 142,737  | 178                   | 403          | 62,240   |
| 屏東縣 Pingtung C.  | 476                | 226,154  | 287                   | 474          | 69,194   |
| 臺東縣 Taitung C.   | 153                | 43,824   | 132                   | 132          | 28,395   |
| 花蓮縣 Hualien C.   | 285                | 88,746   | 257                   | 263          | 58,137   |
| 澎湖縣 Penghu C.  | 94                 | 30,419   | 65                    | 66           | 15,028   |
| 基隆市 Keelung City   | 30                 | 130,577  | 18                    | 437          | 55,701   |
| 新竹市 Hsinchu City   | 149                | 149,808  | 119                   | 482          | 109,611  |
| 嘉義市 Chiayi City  | 181                | 59,945   | 168                   | 198          | 45,807   |
| 福建省 Fuchien Prov.  | 56                 | 79,847   | 46                    | 198          | 25,743   |
| 金門縣 Kinmen C.  | 55                 | 79,653   | 45                    | 197          | 25,549   |
| 連江縣 Lienchiang C.  | 1                  | 194  | 1                     | 1            | 194  |
| 國家公園管理處 N.P.Adm.   | 8                  | 2,286  | 6                     | 6            | 1,706  |
| 其他內政部<br>指定特設主<br>管建築機關<br>Other<br>M.O.I.<br>Const. Orgs. | 38                 | 351,445  | 5                     | 110          | 34,157   |

資料來源：本部營建署。

TABLE 80. ISSUED BUILDING USAGE LICENSE OF THE YEAR  
- BY LOCALITY AND USE

| Lodging                     |  | 商業類(B類)<br>Commerce |  | 工業、倉儲類<br>(C類)<br>Industry, Storage |  |
|-----------------------------|--|---------------------|--|-------------------------------------|--|
| 宿舍安養(H1)<br>Dormitory, Care |  |                     |  |                                     |  |
| 件數<br>Cases                 | 總樓地板面積<br>(平方公尺)<br>Total Floor Area (m <sup>2</sup> ) | 件數<br>Cases         | 總樓地板面積<br>(平方公尺)<br>Total Floor Area (m <sup>2</sup> ) | 件數<br>Cases                         | 總樓地板面積<br>(平方公尺)<br>Total Floor Area (m <sup>2</sup> ) |
| 26                          | 62,077   | 38                  | 197,582  | 586                                 | 1,741,871  |
| 4                           | 22,805   | 2                   | 31,054   | 25                                  | 119,371  |
| —                           | —  | 5                   | 50,130   | 5                                   | 30,320   |
| 1                           | 5,569  | 4                   | 16,044   | 83                                  | 216,489  |
| —                           | —  | 6                   | 12,396   | 64                                  | 107,467  |
| 2                           | 1,907  | 3                   | 4,304  | 71                                  | 151,930  |
| 18                          | 23,573   | 16                  | 57,199   | 318                                 | 836,663  |
| —                           | —  | 2                   | 3,018  | 15                                  | 28,724   |
| 3                           | 4,887  | 1                   | 14,393   | 78                                  | 279,840  |
| —                           | —  | 1                   | 1,673  | 19                                  | 210,004  |
| 2                           | 1,392  | —                   | —  | 26                                  | 37,049   |
| 1                           | 48   | —                   | —  | 36                                  | 98,421   |
| —                           | —  | 1                   | 3,286  | 8                                   | 20,633   |
| 4                           | 7,119  | 1                   | 708  | 32                                  | 100,230  |
| 3                           | 2,436  | 3                   | 11,068   | 10                                  | 5,168  |
| 2                           | 1,016  | 1                   | 3,198  | 69                                  | 26,956   |
| 1                           | 656  | 2                   | 7,881  | 3                                   | 819  |
| 1                           | 5,916  | 3                   | 11,678   | 5                                   | 3,990  |
| —                           | —  | —                   | —  | 4                                   | 2,228  |
| —                           | —  | —                   | —  | 2                                   | 6,889  |
| —                           | —  | 1                   | 296  | 7                                   | 13,693   |
| 1                           | 103  | —                   | —  | 4                                   | 2,019  |
| 1                           | 8,223  | 2                   | 26,455   | —                                   | —  |
| 1                           | 8,223  | 2                   | 26,455   | —                                   | —  |
| —                           | —  | —                   | —  | —                                   | —  |
| —                           | —  | —                   | —  | 1                                   | 37   |
| —                           | —  | —                   | —  | 19                                  | 279,594  |

Source : Construction and Planning Agency, MOI.

表80. 核發建築物使用執照年累計—按區域別及用途別分(續)

| 區域別<br>Locality                |                                 | 辦公、服務類(G類)<br>Business, Service |   | 休閒、文教類(D類)<br>Leisure, Education |   | 衛生、福利、<br>更生類(F類)<br>Health, Welfare,<br>Regeneration |   |
|--------------------------------|---------------------------------|---------------------------------|---|----------------------------------|---|---|---|
|                                |                                 | 件數<br>Cases                     | 總樓地板面積<br>(平方公尺)<br>Total Floor<br>Area (m <sup>2</sup> ) | 件數<br>Cases                      | 總樓地板面積<br>(平方公尺)<br>Total Floor<br>Area (m <sup>2</sup> ) | 件數<br>Cases   | 總樓地板面積<br>(平方公尺)<br>Total Floor<br>Area (m <sup>2</sup> ) |
| 一〇二一年一至四月<br>Jan. - Apr., 2013 |                                 | 353                             | 664,244   | 134                              | 451,649   | 35  | 78,526  |
| 新北市                            | New Taipei City                 | 21                              | 151,047   | 7                                | 68,226  | 2   | 3,908   |
| 臺北市                            | Taipei City                     | 7                               | 80,765  | 10                               | 96,655  | 6   | 22,994  |
| 臺中市                            | Taichung City                   | 54                              | 21,080  | 12                               | 66,370  | 2   | 2,896   |
| 臺南市                            | Tainan City                     | 39                              | 23,613  | 11                               | 11,245  | 4   | 6,564   |
| 高雄市                            | Kaohsiung City                  | 50                              | 33,325  | 10                               | 43,362  | 4   | 26,652  |
| 臺灣省                            | Taiwan Prov.                    | 176                             | 334,317   | 80                               | 156,464   | 17  | 15,512  |
| 宜蘭縣                            | Yilan C.                        | 6                               | 1,444   | 9                                | 9,902   | —   | —   |
| 桃園縣                            | Taoyuan C.                      | 25                              | 245,169   | 11                               | 19,929  | 1   | 687   |
| 新竹縣                            | Hsinchu C.                      | 9                               | 4,078   | 1                                | 975   | 5   | 5,479   |
| 苗栗縣                            | Miaoli C.                       | 10                              | 2,779   | 4                                | 9,420   | 2   | 871   |
| 彰化縣                            | Changhua C.                     | 13                              | 11,245  | 8                                | 2,818   | 2   | 1,166   |
| 南投縣                            | Nantou C.                       | 19                              | 2,666   | 7                                | 15,527  | 2   | 3,373   |
| 雲林縣                            | Yunlin C.                       | 27                              | 10,367  | 4                                | 5,598   | —   | —   |
| 嘉義縣                            | Chiayi C.                       | 10                              | 5,229   | 5                                | 7,077   | —   | —   |
| 屏東縣                            | Pingtung C.                     | 21                              | 12,847  | 8                                | 7,117   | 1   | 189   |
| 臺東縣                            | Taitung C.                      | 5                               | 754   | 2                                | 1,953   | —   | —   |
| 花蓮縣                            | Hualien C.                      | 2                               | 1,398   | 1                                | 1,443   | 1   | 384   |
| 澎湖縣                            | Penghu C.                       | 15                              | 4,091   | 7                                | 7,907   | —   | —   |
| 基隆市                            | Keelung City                    | 2                               | 19,708  | 6                                | 47,746  | —   | —   |
| 新竹市                            | Hsinchu City                    | 9                               | 11,293  | 5                                | 9,312   | 2   | 2,993   |
| 嘉義市                            | Chiayi City                     | 3                               | 1,249   | 2                                | 9,740   | 1   | 370   |
| 福建省                            | Fuchien Prov.                   | 2                               | 1,070   | 2                                | 3,139   | —   | —   |
| 金門縣                            | Kinmen C.                       | 2                               | 1,070   | 2                                | 3,139   | —   | —   |
| 連江縣                            | Lienchiang C.                   | —                               | —   | —                                | —   | —   | —   |
| 國家公園管理處                        | N.P.Adm.                        | —                               | —   | —                                | —   | —   | —   |
| 其他內政部<br>指定特設主<br>管建築機關        | Other<br>M.O.I.<br>Const. Orgs. | 4                               | 19,027  | 2                                | 6,188   | —   | —   |

TABLE 80. ISSUED BUILDING USAGE LICENSE OF THE YEAR  
- BY LOCALITY AND USE (CONT.)

| 公共集會類(A類)<br>Assembly |                | 宗教、殯葬類(E類)<br>Religion, Funeral |   | 危險物品類(I類)<br>Hazard Contents |   | 其他<br>Others |   |
|-----------------------|----------------|---------------------------------|---|------------------------------|---|--------------|---|
|                       |                | 件數<br>Cases                     | 總樓地板面積<br>(平方公尺)<br>Total Floor<br>Area (m <sup>2</sup> ) | 件數<br>Cases                  | 總樓地板面積<br>(平方公尺)<br>Total Floor<br>Area (m <sup>2</sup> ) | 件數<br>Cases  | 總樓地板面積<br>(平方公尺)<br>Total Floor<br>Area (m <sup>2</sup> ) |
| <b>15</b>             | <b>139,091</b> | <b>57</b>                       | <b>59,351</b>   | <b>14</b>                    | <b>9,460</b>  | <b>558</b>   | <b>526,182</b>  |
| —                     | —              | 4                               | 7,811   | —                            | —   | 3            | 51,579  |
| 2                     | 108,684        | 1                               | 337   | —                            | —   | 7            | 8,925   |
| —                     | —              | 8                               | 11,721  | 2                            | 697   | 34           | 54,527  |
| 1                     | 968            | 6                               | 3,536   | 1                            | 665   | 124          | 68,022  |
| —                     | —              | 5                               | 14,187  | 1                            | 219   | 34           | 33,666  |
| 10                    | 14,690         | 31                              | 20,748  | 7                            | 7,256   | 351          | 297,607   |
| 1                     | 59             | 2                               | 1,709   | —                            | —   | 36           | 5,702   |
| 1                     | 8,268          | 1                               | 3,475   | 2                            | 1,265   | 6            | 1,559   |
| 2                     | 4,374          | 1                               | 892   | —                            | —   | 17           | 10,370  |
| —                     | —              | 2                               | 288   | —                            | —   | 25           | 11,354  |
| —                     | —              | 1                               | 685   | 1                            | 268   | 27           | 16,967  |
| —                     | —              | 2                               | 1,584   | 1                            | 174   | 22           | 17,221  |
| —                     | —              | 1                               | 730   | 1                            | 120   | 68           | 83,950  |
| —                     | —              | 3                               | 3,960   | —                            | —   | 53           | 45,559  |
| 3                     | 1,327          | 14                              | 5,507   | 2                            | 5,429   | 68           | 93,374  |
| 1                     | 184            | 1                               | 759   | —                            | —   | 6            | 2,423   |
| 1                     | 131            | —                               | —   | —                            | —   | 14           | 5,669   |
| 1                     | 347            | 2                               | 818   | —                            | —   | —            | —   |
| —                     | —              | —                               | —   | —                            | —   | 2            | 533   |
| —                     | —              | 1                               | 341   | —                            | —   | 5            | 2,269   |
| —                     | —              | —                               | —   | —                            | —   | 2            | 657   |
| 1                     | 14,206         | 2                               | 1,011   | —                            | —   | —            | —   |
| 1                     | 14,206         | 2                               | 1,011   | —                            | —   | —            | —   |
| —                     | —              | —                               | —   | —                            | —   | —            | —   |
| 1                     | 543            | —                               | —   | —                            | —   | —            | —   |
| —                     | —              | —                               | —   | 3                            | 623   | 5            | 11,856  |

表81. 核發建築物使用執照—按月別及構造別分

| 年 (月) 別<br>Year (Month)          | 總 計<br>Grand Total                                     |   | 鋼骨鋼筋混凝土構造<br>Steel Frame &<br>Reinforced Concrete      |   | 混凝土構造<br>(含鋼筋混凝土構造)<br>Reinforced Concrete             |   |
|----------------------------------|--|---|--|---|--|---|
|                                  | 總樓地板面積<br>(平方公尺)<br>Total Floor Area (m <sup>2</sup> ) | 工程造價<br>(千元)<br>Construction Cost (NT\$1,000) | 總樓地板面積<br>(平方公尺)<br>Total Floor Area (m <sup>2</sup> ) | 工程造價<br>(千元)<br>Construction Cost (NT\$1,000) | 總樓地板面積<br>(平方公尺)<br>Total Floor Area (m <sup>2</sup> ) | 工程造價<br>(千元)<br>Construction Cost (NT\$1,000) |
| 九十三年 2004                        | 27,872,724   | 182,271,070                                   | 4,177,308  | 34,616,346                                    | 22,548,253   | 142,601,682                                   |
| 九十四年 2005                        | 31,027,550   | 204,429,033                                   | 4,502,408  | 34,735,657                                    | 25,511,864   | 165,583,977                                   |
| 九十五年 2006                        | 36,202,229   | 244,845,529                                   | 2,756,303  | 20,457,343                                    | 30,001,164   | 203,681,945                                   |
| 九十六年 2007                        | 36,024,385   | 254,004,222                                   | 3,075,708  | 21,826,477                                    | 29,443,170   | 211,978,853                                   |
| 九十七年 2008                        | 32,717,134   | 246,476,575                                   | 2,085,985  | 15,339,383                                    | 26,910,688   | 206,303,433                                   |
| 九十八年 2009                        | 26,534,930   | 213,321,500                                   | 2,933,172  | 25,175,671                                    | 20,635,417   | 167,269,319                                   |
| 九十九年 2010                        | 24,013,834   | 185,920,181                                   | 2,884,144  | 23,293,972                                    | 17,404,202   | 136,401,363                                   |
| 一〇〇年 2011                        | 25,885,034   | 190,240,394                                   | 2,277,772  | 18,204,808                                    | 19,261,070   | 144,737,134                                   |
| 一〇一年 2012                        | 27,761,024   | 215,963,640                                   | 2,260,855  | 20,862,806                                    | 21,216,710   | 166,701,630                                   |
| 四 月 Apr.                         | 1,968,393  | 14,044,415                                    | 58,347   | 444,059                                       | 1,652,515  | 12,320,430                                    |
| 五 月 May                          | 2,288,775  | 16,555,363                                    | 78,796   | 454,650                                       | 1,873,034  | 13,887,531                                    |
| 六 月 June                         | 2,214,146  | 17,997,827                                    | 124,098  | 1,052,300                                     | 1,645,005  | 13,029,252                                    |
| 七 月 July                         | 2,509,234  | 20,151,545                                    | 147,211  | 1,089,462                                     | 1,995,567  | 17,176,326                                    |
| 八 月 Aug.                         | 2,379,134  | 18,270,071                                    | 129,501  | 884,421                                       | 1,955,973  | 15,552,390                                    |
| 九 月 Sept.                        | 2,012,110  | 15,868,240                                    | 161,902  | 1,352,803                                     | 1,590,019  | 13,192,224                                    |
| 十 月 Oct.                         | 2,601,866  | 20,464,651                                    | 274,449  | 2,478,319                                     | 2,005,315  | 16,442,966                                    |
| 十一月 Nov.                         | 3,492,507  | 31,369,496                                    | 594,164  | 7,110,651                                     | 2,339,537  | 19,117,735                                    |
| 十二月 Dec.                         | 2,486,974  | 19,288,406                                    | 228,963  | 2,282,620                                     | 1,730,833  | 13,005,391                                    |
| 一〇二年 2013                        | <b>8,172,776</b>                                       | <b>63,087,140</b>                             | <b>769,167</b>   | <b>6,776,324</b>                              | <b>6,104,245</b>                                       | <b>48,834,039</b>                             |
| 一 月 Jan.                         | 2,639,170  | 19,392,807                                    | 307,571  | 1,941,032                                     | 1,935,608  | 14,804,415                                    |
| 二 月 Feb.                         | 1,858,908  | 16,102,618                                    | 278,158  | 3,665,202                                     | 1,313,432  | 11,146,813                                    |
| 三 月 Mar.                         | 2,010,838  | 15,422,339                                    | 110,607  | 619,788                                       | 1,599,637  | 13,354,475                                    |
| 四 月 Apr.                         | 1,663,860  | 12,169,376                                    | 72,831   | 550,302                                       | 1,255,568  | 9,528,336                                     |
| 較上月增減(%)<br>VS. with Last Month  | -17.26   | -21.09  | -34.15   | -11.21  | -21.51   | -28.65  |
| 較上年同月增減(%)<br>VS. with Last Year | -15.47   | -13.35  | 24.82  | 23.93   | -24.02   | -22.66  |

資料來源：本部營建署。  
說 明：94年以前，混凝土構造為鋼筋混凝土造。

TABLE 81. ISSUED BUILDING USAGE LICENSE  
- BY MONTH AND MATERIAL

| 鋼構造(94年以前為<br>鋼架構造) Steel                              |   | 磚構造<br>Brick   |   | 木構造<br>Wooden  |   | 其 他<br>Others  |   |
|--|---|--|---|--|---|--|---|
| 總樓地板面積<br>(平方公尺)<br>Total Floor Area (m <sup>2</sup> ) | 工程造價<br>(千元)<br>Construction Cost (NT\$1,000) | 總樓地板面積<br>(平方公尺)<br>Total Floor Area (m <sup>2</sup> ) | 工程造價<br>(千元)<br>Construction Cost (NT\$1,000) | 總樓地板面積<br>(平方公尺)<br>Total Floor Area (m <sup>2</sup> ) | 工程造價<br>(千元)<br>Construction Cost (NT\$1,000) | 總樓地板面積<br>(平方公尺)<br>Total Floor Area (m <sup>2</sup> ) | 工程造價<br>(千元)<br>Construction Cost (NT\$1,000) |
| 632,745  | 2,747,975                                     | 205,851  | 748,047                                       | 74,350   | 195,393                                       | 234,217  | 1,361,627                                     |
| 617,514  | 2,596,872                                     | 191,506  | 694,938                                       | 47,469   | 153,967                                       | 156,789  | 663,622                                       |
| 3,185,263  | 19,755,112                                    | 204,669  | 725,716                                       | 24,581   | 73,023  | 30,249   | 152,390                                       |
| 3,236,855  | 19,158,898                                    | 203,279  | 769,800                                       | 32,350   | 113,054                                       | 33,023   | 157,140                                       |
| 3,451,295  | 23,775,418                                    | 218,577  | 853,783                                       | 21,593   | 70,542  | 28,996   | 134,016                                       |
| 2,742,070  | 20,053,572                                    | 157,989  | 622,697                                       | 28,276   | 95,461  | 38,006   | 104,780                                       |
| 3,495,211  | 25,456,947                                    | 156,899  | 557,347                                       | 46,854   | 112,690                                       | 26,524   | 97,862  |
| 4,064,152  | 26,360,189                                    | 166,581  | 569,321                                       | 44,829   | 121,051                                       | 70,630   | 247,891                                       |
| 4,024,917  | 27,499,529                                    | 165,831  | 593,408                                       | 41,502   | 134,141                                       | 51,209   | 172,126                                       |
| 215,483  | 1,118,867                                     | 29,131   | 123,638                                       | 3,970  | 10,866  | 8,947  | 26,555  |
| 319,614  | 2,152,689                                     | 9,494  | 34,933  | 5,728  | 17,626  | 2,109  | 7,934   |
| 409,324  | 3,798,251                                     | 32,363   | 104,136                                       | 1,606  | 4,876   | 1,750  | 9,012   |
| 353,186  | 1,840,490                                     | 11,399   | 41,389  | 1,871  | 3,878   | —  | —   |
| 280,949  | 1,775,187                                     | 3,242  | 13,225  | 3,037  | 8,828   | 6,432  | 36,020  |
| 247,299  | 1,279,935                                     | 7,637  | 28,475  | 3,755  | 9,675   | 1,498  | 5,128   |
| 296,795  | 1,444,705                                     | 18,522   | 59,877  | 2,949  | 28,142  | 3,836  | 10,642  |
| 534,076  | 5,063,219                                     | 17,310   | 54,240  | 6,651  | 18,691  | 769  | 4,960   |
| 512,044  | 3,951,538                                     | 10,087   | 34,631  | 3,155  | 8,453   | 1,892  | 5,773   |
| <b>1,209,255</b>                                       | <b>7,164,500</b>                              | <b>60,296</b>  | <b>189,642</b>                                | <b>9,427</b>   | <b>27,157</b>                                 | <b>20,386</b>  | <b>95,478</b>                                 |
| 360,392  | 2,542,884                                     | 28,210   | 77,943  | 2,634  | 7,832   | 4,755  | 18,701  |
| 257,924  | 1,253,300                                     | 5,855  | 25,909  | 260  | 728   | 3,279  | 10,666  |
| 284,074  | 1,364,910                                     | 6,578  | 25,801  | 2,198  | 6,476   | 7,744  | 50,889  |
| 306,865  | 2,003,406                                     | 19,653   | 59,989  | 4,335  | 12,121  | 4,608  | 15,222  |
| 8.02   | 46.78   | 198.77   | 132.51  | 97.22  | 87.17   | -40.50   | -70.09  |
| 42.41  | 79.06   | -32.54   | -51.48  | 9.19   | 11.55   | -48.50   | -42.68  |

Source : Construction and Planning Agency, MOI.  
Note : Prior to 2005, concrete construction contains only reinforced concrete construction.

表82. 核發建築物使用執照—按區域別及構造別分

| 區域別<br>Locality  | 總計<br>Grand-Total                                      |   | 鋼骨鋼筋混凝土構造<br>Steel Frame & Reinforced Concrete         |   | 混凝土構造<br>(含鋼筋混凝土構造)<br>Reinforced Concrete             |   |
|--|--|---|--|---|--|---|
|  | 總樓地板面積<br>(平方公尺)<br>Total Floor Area (m <sup>2</sup> ) | 工程造價<br>(千元)<br>Construction Cost (NT\$1,000) | 總樓地板面積<br>(平方公尺)<br>Total Floor Area (m <sup>2</sup> ) | 工程造價<br>(千元)<br>Construction Cost (NT\$1,000) | 總樓地板面積<br>(平方公尺)<br>Total Floor Area (m <sup>2</sup> ) | 工程造價<br>(千元)<br>Construction Cost (NT\$1,000) |
| 一〇二年四月<br>Apr., 2013                                       | 1,663,860  | 12,169,376                                    | 72,831   | 550,302                                       | 1,255,568  | 9,528,336                                     |
| 新北市 New Taipei City  | 286,562  | 3,022,836                                     | 1,298  | 11,088  | 211,144  | 2,139,846                                     |
| 臺北市 Taipei City  | 114,647  | 1,208,868                                     | 17,890   | 242,542                                       | 88,103   | 857,717                                       |
| 臺中市 Taichung City  | 216,714  | 1,545,049                                     | 276  | 1,714   | 180,385  | 1,322,824                                     |
| 臺南市 Tainan City  | 175,269  | 795,712                                       | 9,898  | 49,467  | 120,541  | 603,495                                       |
| 高雄市 Kaohsiung City   | 128,942  | 760,388                                       | 549  | 3,061   | 105,225  | 641,122                                       |
| 臺灣省 Taiwan Prov.   | 695,030  | 4,585,128                                     | 27,300   | 147,381                                       | 521,231  | 3,818,687                                     |
| 宜蘭縣 Yilan C.   | 41,107   | 233,382                                       | 2,550  | 14,024  | 34,536   | 197,126                                       |
| 桃園縣 Taoyuan C.   | 159,421  | 1,440,080                                     | 600  | 3,784   | 136,984  | 1,305,443                                     |
| 新竹縣 Hsinchu C.   | 43,681   | 244,308                                       | 2,662  | 13,308  | 32,778   | 189,142                                       |
| 苗栗縣 Miaoli C.  | 30,930   | 144,669                                       | —  | —   | 23,841   | 118,819                                       |
| 彰化縣 Changhua C.  | 80,358   | 433,615                                       | 16,479   | 90,642  | 61,428   | 341,312                                       |
| 南投縣 Nantou C.  | 39,483   | 208,070                                       | 236  | 1,232   | 35,514   | 189,828                                       |
| 雲林縣 Yunlin C.  | 76,604   | 309,004                                       | 1,637  | 8,185   | 11,733   | 58,703  |
| 嘉義縣 Chiayi C.  | 37,722   | 168,716                                       | 876  | 4,379   | 17,327   | 89,429  |
| 屏東縣 Pingtung C.  | 25,153   | 115,650                                       | 39   | 194   | 14,481   | 76,522  |
| 臺東縣 Taitung C.   | 17,081   | 95,910  | 96   | 480   | 16,157   | 92,289  |
| 花蓮縣 Hualien C.   | 10,581   | 55,816  | 1,015  | 5,493   | 8,654  | 46,805  |
| 澎湖縣 Penghu C.  | 4,908  | 20,387  | 541  | 2,703   | 2,856  | 14,282  |
| 基隆市 Keelung City   | 48,571   | 527,194                                       | —  | —   | 48,089   | 524,053                                       |
| 新竹市 Hsinchu City   | 69,144   | 532,418                                       | 490  | 2,547   | 67,599   | 524,388                                       |
| 嘉義市 Chiayi City  | 10,286   | 55,909  | 79   | 410   | 9,254  | 50,546  |
| 福建省 Fuchien Prov.  | 2,254  | 8,794   | —  | —   | 2,254  | 8,794   |
| 金門縣 Kinmen C.  | 2,254  | 8,794   | —  | —   | 2,254  | 8,794   |
| 連江縣 Lienchiang C.  | —  | —   | —  | —   | —  | —   |
| 國家公園管理處 N.P.Adm.   | 918  | 3,705   | —  | —   | 918  | 3,705   |
| 其他內政部<br>指定特設主<br>管建築機關<br>Other<br>M.O.I.<br>Const. Orgs. | 43,524   | 238,896                                       | 15,620   | 95,049  | 25,767   | 132,146                                       |

資料來源：本部營建署。

TABLE 82. ISSUED BUILDING USAGE LICENSE  
- BY LOCALITY AND MATERIAL

| 鋼構造<br>Steel   |   | 磚構造<br>Brick   |   | 木構造<br>Wooden  |   | 其他<br>Others   |   |
|--|---|--|---|--|---|--|---|
| 總樓地板面積<br>(平方公尺)<br>Total Floor Area (m <sup>2</sup> ) | 工程造價<br>(千元)<br>Construction Cost (NT\$1,000) | 總樓地板面積<br>(平方公尺)<br>Total Floor Area (m <sup>2</sup> ) | 工程造價<br>(千元)<br>Construction Cost (NT\$1,000) | 總樓地板面積<br>(平方公尺)<br>Total Floor Area (m <sup>2</sup> ) | 工程造價<br>(千元)<br>Construction Cost (NT\$1,000) | 總樓地板面積<br>(平方公尺)<br>Total Floor Area (m <sup>2</sup> ) | 工程造價<br>(千元)<br>Construction Cost (NT\$1,000) |
| <b>306,865</b>   | <b>2,003,406</b>                              | <b>19,653</b>  | <b>59,989</b>                                 | <b>4,335</b>   | <b>12,121</b>                                 | <b>4,608</b>   | <b>15,222</b>                                 |
| 74,120   | 871,902                                       | —  | —   | —  | —   | —  | —   |
| 8,654  | 108,609                                       | —  | —   | —  | —   | —  | —   |
| 35,783   | 219,646                                       | —  | —   | 270  | 865   | —  | —   |
| 42,513   | 133,050                                       | 1,349  | 4,862   | —  | —   | 968  | 4,838   |
| 17,895   | 99,811  | 5,226  | 16,161  | —  | —   | 47   | 233   |
| 126,154  | 559,608                                       | 13,078   | 38,966  | 4,065  | 11,256  | 3,202  | 9,230   |
| 3,926  | 21,709  | 95   | 523   | —  | —   | —  | —   |
| 20,567   | 124,789                                       | 280  | 1,371   | —  | —   | 990  | 4,693   |
| 8,037  | 41,287  | —  | —   | 204  | 571   | —  | —   |
| 6,784  | 24,638  | 305  | 1,212   | —  | —   | —  | —   |
| 2,451  | 1,661   | —  | —   | —  | —   | —  | —   |
| 3,540  | 16,258  | 193  | 752   | —  | —   | —  | —   |
| 60,259   | 233,550                                       | 2,556  | 7,392   | —  | —   | 419  | 1,174   |
| 9,818  | 46,147  | 7,732  | 23,097  | 1,886  | 5,342   | 83   | 322   |
| 6,948  | 30,550  | —  | —   | 1,975  | 5,343   | 1,710  | 3,041   |
| 828  | 3,141   | —  | —   | —  | —   | —  | —   |
| 506  | 2,301   | 406  | 1,217   | —  | —   | —  | —   |
| —  | —   | 1,511  | 3,402   | —  | —   | —  | —   |
| 482  | 3,141   | —  | —   | —  | —   | —  | —   |
| 1,055  | 5,483   | —  | —   | —  | —   | —  | —   |
| 953  | 4,953   | —  | —   | —  | —   | —  | —   |
| —  | —   | —  | —   | —  | —   | —  | —   |
| —  | —   | —  | —   | —  | —   | —  | —   |
| —  | —   | —  | —   | —  | —   | —  | —   |
| 1,746  | 10,780  | —  | —   | —  | —   | 391  | 921   |

Source :Construction and Planning Agency, MOI.

表83. 核發建築物使用執照—按高度別分

TABLE 83. ISSUED BUILDING USAGE LICENSE - BY HEIGHT

| 年 (月) 別<br>Year (Month)          | 總計<br>Grand Total |  | 7公尺以下<br>7m & Under 7m |  | 超過7至15公尺<br>Over 7 Up to 15m |  |
|----------------------------------|-------------------|--|------------------------|--|------------------------------|--|
|                                  | 件數<br>Cases       | 總樓地板面積<br>(平方公尺)<br>Total Floor Area (m <sup>2</sup> ) | 件數<br>Cases            | 總樓地板面積<br>(平方公尺)<br>Total Floor Area (m <sup>2</sup> ) | 件數<br>Cases                  | 總樓地板面積<br>(平方公尺)<br>Total Floor Area (m <sup>2</sup> ) |
| 九十三年 2004                        | 31,902            | 27,872,724   | 3,660                  | 1,804,446  | 23,894                       | 10,024,534   |
| 九十四年 2005                        | 35,271            | 31,027,550   | 3,268                  | 1,117,107  | 27,172                       | 11,295,785   |
| 九十五年 2006                        | 37,978            | 36,202,229   | 3,444                  | 996,108  | 29,018                       | 12,681,060   |
| 九十六年 2007                        | 34,797            | 36,024,385   | 3,606                  | 1,008,809  | 25,923                       | 11,248,940   |
| 九十七年 2008                        | 27,376            | 32,717,134   | 3,506                  | 1,051,947  | 19,271                       | 8,972,703  |
| 九十八年 2009                        | 16,770            | 26,534,930   | 3,112                  | 904,735  | 10,872                       | 5,637,095  |
| 九十九年 2010                        | 22,293            | 24,013,834   | 3,850                  | 1,096,191  | 15,509                       | 6,534,029  |
| 一〇〇年 2011                        | 26,250            | 25,885,034   | 4,200                  | 1,294,710  | 18,817                       | 8,391,363  |
| 一〇一年 2012                        | 26,903            | 27,761,024   | 4,266                  | 1,432,116  | 19,153                       | 8,338,163  |
| 四月 Apr.                          | 2,097             | 1,968,393  | 402                    | 150,579  | 1,448                        | 615,457  |
| 五月 May                           | 2,475             | 2,288,775  | 379                    | 179,064  | 1,800                        | 749,737  |
| 六月 June                          | 2,067             | 2,214,146  | 305                    | 132,915  | 1,513                        | 633,868  |
| 七月 July                          | 2,276             | 2,509,234  | 379                    | 130,576  | 1,610                        | 761,071  |
| 八月 Aug.                          | 2,238             | 2,379,134  | 362                    | 90,932   | 1,570                        | 704,416  |
| 九月 Sept.                         | 2,034             | 2,012,110  | 326                    | 91,883   | 1,425                        | 572,318  |
| 十月 Oct.                          | 2,434             | 2,601,866  | 418                    | 125,259  | 1,694                        | 768,195  |
| 十一月 Nov.                         | 2,696             | 3,492,507  | 365                    | 151,089  | 2,005                        | 898,108  |
| 十二月 Dec.                         | 2,344             | 2,486,974  | 348                    | 85,417   | 1,656                        | 750,461  |
| <b>一〇二年 2013</b>                 | <b>8,776</b>      | <b>8,172,776</b>                                       | <b>1,381</b>           | <b>460,283</b>   | <b>6,293</b>                 | <b>2,567,668</b>                                       |
| 一月 Jan.                          | 2,693             | 2,639,170  | 389                    | 138,720  | 1,947                        | 866,678  |
| 二月 Feb.                          | 1,628             | 1,858,908  | 229                    | 70,555   | 1,195                        | 445,763  |
| 三月 Mar.                          | 2,334             | 2,010,838  | 427                    | 135,240  | 1,622                        | 648,666  |
| 四月 Apr.                          | 2,121             | 1,663,860  | 336                    | 115,768  | 1,529                        | 606,561  |
| 較上月增減(%)<br>VS. with Last Month  | -9.13             | -17.26   | -21.31                 | -14.40   | -5.73                        | -6.49  |
| 較上年同月增減(%)<br>VS. with Last Year | 1.14              | -15.47   | -16.42                 | -23.12   | 5.59                         | -1.45  |

| 超過15至30公尺<br>Over 15 Up to 30m |  | 超過30至45公尺<br>Over 30 Up to 45m |  | 超過45至60公尺<br>Over 45 Up to 60m |  | 超過60公尺<br>Over 60m |  |
|--------------------------------|--|--------------------------------|--|--------------------------------|--|--------------------|--|
| 件數<br>Cases                    | 總樓地板面積<br>(平方公尺)<br>Total Floor Area (m <sup>2</sup> ) | 件數<br>Cases                    | 總樓地板面積<br>(平方公尺)<br>Total Floor Area (m <sup>2</sup> ) | 件數<br>Cases                    | 總樓地板面積<br>(平方公尺)<br>Total Floor Area (m <sup>2</sup> ) | 件數<br>Cases        | 總樓地板面積<br>(平方公尺)<br>Total Floor Area (m <sup>2</sup> ) |
| 3,903                          | 7,984,832  | 292                            | 4,209,236  | 128                            | 2,967,812  | 25                 | 881,864  |
| 4,246                          | 7,952,415  | 362                            | 4,952,267  | 189                            | 4,715,051  | 34                 | 994,925  |
| 4,854                          | 9,146,033  | 387                            | 5,805,859  | 239                            | 5,917,938  | 36                 | 1,655,231  |
| 4,489                          | 9,038,862  | 445                            | 6,360,542  | 281                            | 6,215,342  | 53                 | 2,151,890  |
| 3,850                          | 8,685,017  | 391                            | 4,438,093  | 294                            | 6,721,810  | 64                 | 2,847,564  |
| 2,128                          | 6,483,961  | 335                            | 3,853,870  | 251                            | 6,232,462  | 72                 | 3,422,807  |
| 2,413                          | 5,200,567  | 228                            | 2,407,614  | 226                            | 5,176,775  | 67                 | 3,598,658  |
| 2,725                          | 6,323,186  | 242                            | 3,371,648  | 203                            | 3,875,366  | 63                 | 2,628,761  |
| 2,862                          | 6,357,407  | 265                            | 3,193,419  | 270                            | 4,891,300  | 87                 | 3,548,619  |
| 205                            | 589,713  | 18                             | 164,999  | 18                             | 233,731  | 6                  | 213,914  |
| 245                            | 529,991  | 24                             | 224,463  | 22                             | 466,372  | 5                  | 139,148  |
| 196                            | 513,638  | 22                             | 420,190  | 28                             | 441,969  | 3                  | 71,566   |
| 228                            | 477,595  | 25                             | 287,273  | 24                             | 392,737  | 10                 | 459,982  |
| 254                            | 689,284  | 21                             | 219,169  | 22                             | 460,517  | 9                  | 214,816  |
| 232                            | 474,160  | 23                             | 231,877  | 22                             | 302,208  | 6                  | 339,664  |
| 258                            | 493,208  | 26                             | 394,458  | 25                             | 449,370  | 13                 | 371,376  |
| 244                            | 523,971  | 33                             | 344,541  | 35                             | 648,043  | 14                 | 926,755  |
| 289                            | 491,293  | 15                             | 157,303  | 25                             | 635,127  | 11                 | 367,373  |
| <b>924</b>                     | <b>1,821,256</b>                                       | <b>86</b>                      | <b>1,060,326</b>                                       | <b>67</b>                      | <b>1,198,344</b>                                       | <b>25</b>          | <b>1,064,899</b>                                       |
| 293                            | 558,948  | 34                             | 421,485  | 21                             | 325,040  | 9                  | 328,299  |
| 163                            | 412,045  | 15                             | 168,471  | 21                             | 505,359  | 5                  | 256,715  |
| 249                            | 466,318  | 20                             | 312,669  | 10                             | 122,574  | 6                  | 325,371  |
| 219                            | 383,945  | 17                             | 157,701  | 15                             | 245,371  | 5                  | 154,514  |
| -12.05                         | -17.66   | -15.00                         | -49.56   | 50.00                          | 100.18   | -16.67             | -52.51   |
| 6.83                           | -34.89   | -5.56                          | -4.42  | -16.67                         | 4.98   | -16.67             | -27.77   |

資料來源：本部營建署。

Source : Construction and Planning Agency, MOI.

表84. 核發建築物使用執照—按層數別分

| 年(月)別<br>Year (Month)            | 總計<br>Grand Total  |  | 地上層                   |  |                        |  |
|----------------------------------|--------------------|--|-----------------------|--|------------------------|--|
|                                  |                    |  | 一至五層<br>1 - 5 Stories |  | 六至十層<br>6 - 10 Stories |  |
|                                  | 棟數(1)<br>Buildings | 總樓地板面積<br>(平方公尺)<br>Total Floor Area (m <sup>2</sup> ) | 棟數<br>Buildings       | 總樓地板面積<br>(平方公尺)<br>Total Floor Area (m <sup>2</sup> ) | 棟數<br>Buildings        | 總樓地板面積<br>(平方公尺)<br>Total Floor Area (m <sup>2</sup> ) |
| 九十三年2004                         | 51,231             | 27,872,724   | 49,701                | 17,052,480   | 889                    | 3,803,460  |
| 九十四年2005                         | 59,733             | 31,027,550   | 57,843                | 18,371,526   | 956                    | 3,921,746  |
| 九十五年2006                         | 65,571             | 36,202,229   | 62,923                | 21,326,660   | 1,079                  | 4,467,048  |
| 九十六年2007                         | 61,668             | 36,024,385   | 57,527                | 19,527,982   | 2,119                  | 5,732,909  |
| 九十七年2008                         | 47,521             | 32,717,134   | 44,385                | 16,511,818   | 1,613                  | 5,063,057  |
| 九十八年2009                         | 28,015             | 26,534,930   | 25,154                | 11,233,803   | 1,294                  | 5,074,406  |
| 九十九年2010                         | 35,232             | 24,013,834   | 33,711                | 12,077,948   | 563                    | 3,217,016  |
| 一〇〇年2011                         | 40,713             | 25,885,034   | 39,117                | 15,561,710   | 610                    | 2,859,786  |
| 一〇一年2012                         | 41,595             | 27,761,024   | 39,709                | 15,085,193   | 602                    | 3,122,461  |
| 四月Apr.                           | 3,120              | 1,968,393  | 3,005                 | 1,141,728  | 62                     | 362,061  |
| 五月May                            | 3,641              | 2,288,775  | 3,438                 | 1,360,782  | 38                     | 162,852  |
| 六月June                           | 3,119              | 2,214,146  | 2,979                 | 1,151,507  | 53                     | 435,004  |
| 七月July                           | 3,538              | 2,509,234  | 3,390                 | 1,328,841  | 44                     | 141,024  |
| 八月Aug.                           | 3,390              | 2,379,134  | 3,198                 | 1,294,219  | 92                     | 300,619  |
| 九月Sept.                          | 2,957              | 2,012,110  | 2,829                 | 1,053,389  | 45                     | 173,242  |
| 十月Oct.                           | 3,899              | 2,601,866  | 3,591                 | 1,391,077  | 25                     | 187,903  |
| 十一月Nov.                          | 4,891              | 3,492,507  | 4,688                 | 1,524,131  | 41                     | 216,210  |
| 十二月Dec.                          | 3,654              | 2,486,974  | 3,532                 | 1,268,918  | 41                     | 389,851  |
| 一〇二年2013                         | <b>12,850</b>      | <b>8,172,776</b>                                       | <b>12,400</b>         | <b>4,669,481</b>                                       | <b>169</b>             | <b>959,297</b>   |
| 一月Jan.                           | 4,213              | 2,639,170  | 4,091                 | 1,620,656  | 53                     | 336,520  |
| 二月Feb.                           | 2,398              | 1,858,908  | 2,240                 | 804,226  | 53                     | 246,392  |
| 三月Mar.                           | 3,099              | 2,010,838  | 3,022                 | 1,183,275  | 32                     | 278,758  |
| 四月Apr.                           | 3,140              | 1,663,860  | 3,047                 | 1,061,324  | 31                     | 97,627   |
| 較上月增減(%)<br>VS. with Last Month  | 1.32               | -17.26   | 0.83                  | -10.31   | -3.13                  | -64.98   |
| 較上年同月增減(%)<br>VS. with Last Year | 0.64               | -15.47   | 1.40                  | -7.04  | -50.00                 | -73.04   |

TABLE 84. ISSUED BUILDING USAGE LICENSE - BY STORY

| Over Ground               |  |                           |  |                             |  | 地下層<br>Under Ground |  |
|---------------------------|--|---------------------------|--|-----------------------------|--|---------------------|--|
| 十一至十五層<br>11 - 15 Stories |  | 十六至二十層<br>16 - 20 Stories |  | 二十一層以上<br>21 Stories & Over |  |                     |  |
| 棟數<br>Buildings           | 總樓地板面積<br>(平方公尺)<br>Total Floor Area (m <sup>2</sup> ) | 棟數<br>Buildings           | 總樓地板面積<br>(平方公尺)<br>Total Floor Area (m <sup>2</sup> ) | 棟數<br>Buildings             | 總樓地板面積<br>(平方公尺)<br>Total Floor Area (m <sup>2</sup> ) | 棟數<br>Buildings     | 總樓地板面積<br>(平方公尺)<br>Total Floor Area (m <sup>2</sup> ) |
| 599                       | 4,333,504  | 24                        | 423,970  | 18                          | 579,599  | 3,200               | 1,679,711  |
| 859                       | 5,837,418  | 43                        | 382,046  | 32                          | 529,016  | 4,623               | 1,985,798  |
| 1,469                     | 8,651,319  | 43                        | 589,424  | 44                          | 1,156,687  | 13                  | 11,091   |
| 1,889                     | 8,591,302  | 61                        | 800,889  | 70                          | 1,370,874  | 2                   | 429  |
| 1,307                     | 7,974,858  | 137                       | 1,460,609  | 74                          | 1,692,017  | 5                   | 14,775   |
| 1,338                     | 6,427,776  | 115                       | 1,386,167  | 109                         | 2,411,264  | 5                   | 1,514  |
| 790                       | 5,144,752  | 78                        | 1,265,587  | 90                          | 2,296,421  | —                   | 12,110   |
| 836                       | 5,416,606  | 78                        | 920,642  | 71                          | 1,126,272  | 1                   | 18   |
| 1,013                     | 5,827,232  | 127                       | 1,112,116  | 142                         | 2,591,702  | 2                   | 22,320   |
| 37                        | 226,514  | 2                         | 23,856   | 14                          | 213,861  | —                   | 373  |
| 106                       | 607,844  | 55                        | 98,154   | 4                           | 59,143   | —                   | —  |
| 80                        | 556,069  | 4                         | 27,373   | 3                           | 44,193   | —                   | —  |
| 74                        | 557,584  | 18                        | 192,293  | 12                          | 289,492  | —                   | —  |
| 80                        | 513,681  | 12                        | 144,257  | 8                           | 126,358  | —                   | —  |
| 67                        | 444,918  | 7                         | 171,298  | 9                           | 168,366  | —                   | 897  |
| 248                       | 619,382  | 6                         | 61,846   | 29                          | 341,658  | —                   | —  |
| 113                       | 778,227  | 8                         | 94,376   | 41                          | 879,563  | —                   | —  |
| 63                        | 504,334  | 8                         | 94,900   | 10                          | 228,971  | —                   | —  |
| <b>238</b>                | <b>1,626,843</b>                                       | <b>20</b>                 | <b>354,307</b>   | <b>22</b>                   | <b>562,429</b>   | <b>1</b>            | <b>419</b>   |
| 52                        | 316,890  | 10                        | 205,323  | 7                           | 159,781  | —                   | —  |
| 93                        | 525,612  | 5                         | 67,821   | 6                           | 214,438  | 1                   | 419  |
| 39                        | 433,946  | 1                         | 10,433   | 5                           | 104,426  | —                   | —  |
| 54                        | 350,395  | 4                         | 70,730   | 4                           | 83,784   | —                   | —  |
| 38.46                     | -19.25   | 300.00                    | 577.94   | -20.00                      | -19.77   | —                   | —  |
| 45.95                     | 54.69  | 100.00                    | 196.49   | -71.43                      | -60.82   | —                   | -100.00  |

Source : Construction and Planning Agency, MOI.

Note : 1. Grand total of buildings is the sum of the buildings over ground before 2005.

2. Underground refers to single building (eg. basement) dugged from the ground since 2006.

資料來源：本部營建署。

說明：1. 94年以前，總棟數為地上層棟數合計。

2. 95年起，地下層指僅開挖平面以下如地下室等之建築物地下層。



表85. 核發建築物使用執照—按使用分區別分

TABLE 85. ISSUED BUILDING USAGE LICENSE - BY LANDUSE ZONES

| 年(月)別<br>Year (Month)            | 總計<br>Grand Total                                 |  |  | 都市計畫   |   |   |
|----------------------------------|---|--|--|--|---|---|
|                                  | 基地面積<br>(平方公尺)<br>Basement Area (m <sup>2</sup> ) | 地面層面積<br>(平方公尺)<br>Ground Floor Area (m <sup>2</sup> ) | 總樓地板面積<br>(平方公尺)<br>Total Floor Area (m <sup>2</sup> ) | 住宅區<br>Residential<br>Total Floor Area (m <sup>2</sup> ) | 商業區<br>Commercial<br>Total Floor Area (m <sup>2</sup> ) | 工業區<br>Industrial<br>Total Floor Area (m <sup>2</sup> ) |
| 九十三年 2004                        | 321,678,743                                       | 7,834,833  | 27,872,724   | 14,054,623   | 2,457,453   | 2,768,667   |
| 九十四年 2005                        | 274,652,107                                       | 7,744,725  | 31,027,550   | 15,839,014   | 3,148,440   | 3,611,497   |
| 九十五年 2006                        | 459,194,221                                       | 8,950,581  | 36,202,229   | 18,005,522   | 3,754,684   | 3,847,018   |
| 九十六年 2007                        | 506,372,547                                       | 8,858,023  | 36,024,385   | 17,123,019   | 3,523,822   | 3,845,198   |
| 九十七年 2008                        | 404,015,402                                       | 7,846,515  | 32,717,134   | 14,202,371   | 3,821,718   | 4,167,664   |
| 九十八年 2009                        | 357,532,104                                       | 5,983,726  | 26,534,930   | 10,369,041   | 3,107,622   | 3,586,949   |
| 九十九年 2010                        | 238,510,037                                       | 6,020,687  | 24,013,834   | 9,829,805  | 2,816,250   | 2,996,961   |
| 一〇〇年 2011                        | 236,823,193                                       | 7,443,386  | 25,885,034   | 10,714,608   | 2,152,475   | 3,250,877   |
| 一〇一年 2012                        | 222,390,135                                       | 7,562,671  | 27,761,024   | 12,876,762   | 2,632,066   | 3,113,513   |
| 四月 Apr.                          | 10,164,694  | 571,980  | 1,968,393  | 817,633  | 212,347   | 352,050   |
| 五月 May                           | 15,944,982  | 657,835  | 2,288,775  | 1,142,957  | 126,438   | 231,555   |
| 六月 June                          | 9,267,903   | 620,577  | 2,214,146  | 966,607  | 183,608   | 196,293   |
| 七月 July                          | 12,597,256  | 673,544  | 2,509,234  | 998,010  | 591,572   | 162,471   |
| 八月 Aug.                          | 23,789,290  | 615,536  | 2,379,134  | 1,136,433  | 199,517   | 360,640   |
| 九月 Sept.                         | 19,773,408  | 525,724  | 2,012,110  | 1,049,138  | 49,271  | 336,111   |
| 十月 Oct.                          | 34,538,854  | 733,329  | 2,601,866  | 1,253,221  | 204,565   | 390,639   |
| 十一月 Nov.                         | 14,558,115  | 762,924  | 3,492,507  | 2,053,269  | 238,802   | 243,600   |
| 十二月 Dec.                         | 26,224,920  | 654,638  | 2,486,974  | 922,761  | 379,517   | 180,886   |
| 一〇二年 2013                        | <b>63,694,542</b>                                 | <b>2,333,007</b>                                       | <b>8,172,776</b>                                       | <b>3,276,799</b>   | <b>903,082</b>  | <b>995,567</b>  |
| 一月 Jan.                          | 13,818,176  | 741,509  | 2,639,170  | 1,008,978  | 258,770   | 312,125   |
| 二月 Feb.                          | 22,045,159  | 457,520  | 1,858,908  | 821,711  | 342,842   | 197,258   |
| 三月 Mar.                          | 17,716,919  | 613,947  | 2,010,838  | 760,828  | 92,954  | 338,939   |
| 四月 Apr.                          | 10,114,288  | 520,031  | 1,663,860  | 685,282  | 208,516   | 147,245   |
| 較上月增減(%)<br>VS. with Last Month  | -42.91  | -15.30   | -17.26   | -9.93  | 124.32  | -56.56  |
| 較上年同月增減(%)<br>VS. with Last Year | -0.50   | -9.08  | -15.47   | -16.19   | -1.80   | -58.17  |

資料來源：本部營建署。

| 區 域 內 Urban Planning Zone                              |  |  |  |  | 都市計畫區域外 Non - Urban                                    |  |
|--|--|--|--|--|--|--|
| 行政區<br>Administration                                  | 文教區 Education<br>& Culture                             | 風景區 Distinct<br>Landscape                              | 農業區<br>Agricultural                                    | 其他<br>Others   | 住宅<br>Residential                                      | 非住宅<br>Others  |
| 總樓地板面積<br>(平方公尺)<br>Total Floor Area (m <sup>2</sup> ) | 總樓地板面積<br>(平方公尺)<br>Total Floor Area (m <sup>2</sup> ) | 總樓地板面積<br>(平方公尺)<br>Total Floor Area (m <sup>2</sup> ) | 總樓地板面積<br>(平方公尺)<br>Total Floor Area (m <sup>2</sup> ) | 總樓地板面積<br>(平方公尺)<br>Total Floor Area (m <sup>2</sup> ) | 總樓地板面積<br>(平方公尺)<br>Total Floor Area (m <sup>2</sup> ) | 總樓地板面積<br>(平方公尺)<br>Total Floor Area (m <sup>2</sup> ) |
| 325,997  | 2,054,451  | 66,423   | 1,155,437  | 2,415,211  | 984,475  | 1,589,987  |
| 223,888  | 1,341,867  | 88,752   | 1,490,487  | 3,107,918  | 687,562  | —  |
| 307,397  | 1,250,497  | 37,270   | 1,645,316  | 4,269,831  | 1,102,617  | 1,982,077  |
| 447,245  | 1,654,568  | 26,443   | 1,638,669  | 3,017,852  | 1,116,111  | 3,631,458  |
| 412,527  | 1,362,910  | 35,372   | 1,007,531  | 3,052,602  | 688,761  | 3,965,678  |
| 524,597  | 1,677,961  | 92,265   | 811,554  | 2,644,811  | 610,269  | 3,109,861  |
| 636,437  | 1,091,240  | 71,822   | 794,361  | 2,277,041  | 785,459  | 2,714,458  |
| 731,925  | 1,213,774  | 30,661   | 1,131,848  | 3,255,273  | 442,648  | 2,960,945  |
| 306,348  | 1,044,101  | 16,481   | 1,123,305  | 3,233,960  | 437,446  | 2,977,042  |
| 10,112   | 46,672   | 879  | 96,254   | 232,536  | 18,717   | 181,193  |
| 12,171   | 30,221   | 1,404  | 113,141  | 312,606  | 42,449   | 275,833  |
| 5,698  | 75,874   | 2,603  | 87,029   | 419,143  | 29,102   | 248,189  |
| 28,610   | 78,001   | 928  | 91,358   | 225,713  | 46,680   | 285,891  |
| 35,526   | 67,838   | 2,802  | 119,149  | 196,268  | 32,452   | 228,509  |
| 3,151  | 103,637  | 2,089  | 78,917   | 115,920  | 17,238   | 256,638  |
| 41,774   | 95,562   | 957  | 116,427  | 197,983  | 29,816   | 270,922  |
| 15,420   | 38,963   | 2,143  | 122,000  | 390,030  | 75,173   | 313,107  |
| 147,050  | 66,410   | 293  | 90,514   | 451,927  | 39,546   | 208,070  |
| <b>102,613</b>   | <b>309,075</b>   | <b>3,653</b>   | <b>397,369</b>   | <b>1,032,239</b>                                       | <b>119,366</b>   | <b>1,033,013</b>                                       |
| 36,287   | 131,957  | 1,459  | 124,382  | 409,518  | 23,492   | 332,202  |
| 42,975   | 41,327   | —  | 63,785   | 110,298  | 18,472   | 220,240  |
| 20,888   | 81,026   | 1,840  | 116,079  | 333,247  | 38,649   | 226,388  |
| 2,463  | 54,765   | 354  | 93,123   | 179,176  | 38,753   | 254,183  |
| -88.21   | -32.41   | -80.76   | -19.78   | -46.23   | 0.27   | 12.28  |
| -75.64   | 17.34  | -59.73   | -3.25  | -22.95   | 107.05   | 40.28  |

Source : Construction and Planning Agency, MOI.

表86. 國家(自然)公園遊憩據點遊客人次及車輛次

| 年 (月) 別<br>Year (Month)          | 遊憩據點數(處)<br>No. of Spots | 遊客人次<br>Person-Times of<br>Visitors | 合計<br>Total    |
|----------------------------------|--------------------------|-------------------------------------|----------------|
|                                  |                          |                                     |                |
| 九十三年 2004                        | 40                       | 15,575,518                          | 2,020,447      |
| 九十四年 2005                        | 40                       | 16,611,623                          | 1,982,225      |
| 九十五年 2006                        | 40                       | 18,203,069                          | 2,105,581      |
| 九十六年 2007                        | 40                       | 15,817,833                          | 1,737,023      |
| 九十七年 2008                        | 41                       | 16,528,471                          | 1,832,539      |
| 九十八年 2009                        | 42                       | 18,239,377                          | 1,855,355      |
| 九十九年 2010                        | 44                       | 16,658,391                          | 1,659,722      |
| 一〇〇年 2011                        | 44                       | 17,304,798                          | 1,846,789      |
| 一〇一年 2012                        | 44                       | 19,434,925                          | 1,969,929      |
| 四月 Apr.                          | 44                       | 1,738,696                           | 166,585        |
| 五月 May                           | 44                       | 1,659,304                           | 154,191        |
| 六月 June                          | 44                       | 1,297,538                           | 131,601        |
| 七月 July                          | 44                       | 1,877,401                           | 217,145        |
| 八月 Aug.                          | 44                       | 1,438,732                           | 154,489        |
| 九月 Sept.                         | 44                       | 1,275,119                           | 143,765        |
| 十月 Oct.                          | 44                       | 1,658,606                           | 176,519        |
| 十一月 Nov.                         | 44                       | 1,632,128                           | 152,794        |
| 十二月 Dec.                         | 44                       | 1,536,953                           | 152,623        |
| <b>一〇二年 2013</b>                 | <b>45</b>                | <b>8,835,035</b>                    | <b>785,717</b> |
| 一月 Jan.                          | 45                       | 1,546,251                           | 151,311        |
| 二月 Feb.                          | 45                       | 2,818,311                           | 258,617        |
| 三月 Mar.                          | 45                       | 2,394,382                           | 183,890        |
| 四月 Apr.                          | 45                       | 2,076,091                           | 191,899        |
| 較上月增減(%)<br>VS. with Last Month  | 0.00                     | -13.29                              | 4.36           |
| 較上年同月增減(%)<br>VS. with Last Year | 2.27                     | 19.41                               | 15.20          |

資料來源：本部營建署。  
說明：國家(自然)公園包括墾丁(民國71年公告)、玉山(74年)、陽明山(74年)、太魯閣(75年)、雪霸(81年)、金門(84年)、東沙環礁(96年)台江(98年)及壽山(100年)等九處，其中東沙環礁暫不對外開放，但於高雄市設立海洋國家公園管理處負責其保育復育等經營管理工作，並兼辦遊客中心業務，提供民眾參觀導覽服務；壽山國家自然公園於100年12月開園，自102年納入統計。

TABLE 86. VISITORS AND VEHICLES OF SPOTS IN NATIONAL (NATURE) PARKS

| 車 輛 次 Vehicle-Times |               |                |                   |
|---------------------|---------------|----------------|-------------------|
| 大型車<br>Buses        | 中型車<br>Vans   | 小型車<br>Sedans  | 機車<br>Motorcycles |
| 113,322             | 162,599       | 1,360,993      | 383,533           |
| 113,841             | 179,969       | 1,326,030      | 362,385           |
| 125,817             | 173,485       | 1,415,049      | 391,230           |
| 112,421             | 191,301       | 1,145,053      | 288,248           |
| 117,048             | 213,989       | 1,204,628      | 296,874           |
| 143,254             | 218,128       | 1,193,335      | 300,638           |
| 208,782             | 141,495       | 1,033,832      | 275,613           |
| 204,389             | 143,911       | 1,191,780      | 306,709           |
| 253,434             | 151,562       | 1,224,857      | 340,076           |
| 25,348              | 14,965        | 98,204         | 28,068            |
| 25,155              | 20,415        | 83,703         | 24,918            |
| 18,252              | 8,207         | 80,114         | 25,028            |
| 21,760              | 10,800        | 144,179        | 40,406            |
| 17,164              | 7,047         | 101,194        | 29,084            |
| 16,823              | 8,637         | 85,127         | 33,178            |
| 23,395              | 11,217        | 103,643        | 38,264            |
| 31,213              | 12,808        | 80,434         | 28,339            |
| 24,000              | 12,062        | 93,485         | 23,076            |
| <b>77,172</b>       | <b>66,571</b> | <b>478,192</b> | <b>163,782</b>    |
| 14,671              | 12,955        | 89,487         | 34,198            |
| 16,384              | 23,037        | 170,452        | 48,744            |
| 20,525              | 15,061        | 107,432        | 40,872            |
| 25,592              | 15,518        | 110,821        | 39,968            |
| 24.69               | 3.03          | 3.15           | -2.21             |
| 0.96                | 3.70          | 12.85          | 42.40             |

Source : Construction and Planning Agency, MOI.  
Note : National (Nature) Parks include Kenting(proclaimed in 1982) , Yushan(1985), Yangmingshan(1985), Taroko(1986), SheiPa(1992),Kinmen(1995), Dongsha Marine(2007), Taijiang(2009) and Shoushan(2011). Dongsha Marine is not open temporarily to the public, but the "Marine National Park Administration Office" has been founded in Kaohsiung City in Oct. 2007 to take charge of the ecological protection and rehabilitation as well as providing some environmental knowledge introduction with regard to marine ecotourism for the public. Shoushan National Nature Park was opened in December, 2011, and was incorporated into statistics starting from 2013.

表87. 公寓大廈管理維護公司  
Table 87. COMPANIES PROVIDING MANAGEMENT SERVICES  
OF CONDOMINIUM BUILDING

| 年(月)底及區域別<br>End of Year (Month)<br>& Locality | 管理維護公司<br>(家)<br>Companies<br>Providing<br>Management<br>Services<br>(Houses) | 管理服務人員(人) Persons Providing Management Services (Persons) |   |   |  |  |
|--|---|---|---|---|--|--|
|  |   | 合計<br>Total   | 事務管理<br>人員<br>Persons<br>Providing<br>Management<br>Services of<br>General Affair | 技術服務人員<br>Persons Providing Technical Services  |  |  |
|  |   |   |   | 防火避難設施管理人員<br>Persons Providing<br>Management Services of<br>Fire-Protection<br>Refuge Facilities | 設備安全管理人員<br>Persons Providing<br>Management<br>Services of<br>Equipment Safety |  |
| 九十五年 2006                                      | 499   | 2,723   | 835   | 725   | 1,163  |  |
| 九十六年 2007                                      | 518   | 3,047   | 1,092   | 734   | 1,221  |  |
| 九十七年 2008                                      | 542   | 3,504   | 1,485   | 762   | 1,257  |  |
| 九十八年 2009                                      | 572   | 3,942   | 1,821   | 792   | 1,329  |  |
| 九十九年 2010                                      | 606   | 4,243   | 2,028   | 846   | 1,369  |  |
| 一〇〇年 2011                                      | 613   | 4,540   | 2,304   | 877   | 1,359  |  |
| 一〇一年 2012                                      | 642   | 4,798   | 2,492   | 944   | 1,362  |  |
| 十一月 Nov.                                       | 641   | 4,784   | 2,483   | 941   | 1,360  |  |
| 十二月 Dec.                                       | 642   | 4,798   | 2,492   | 944   | 1,362  |  |
| 一〇二年 2013                                      | 648   | 4,808   | 2,491   | 957   | 1,360  |  |
| 一月 Jan.  | 646   | 4,801   | 2,488   | 948   | 1,365  |  |
| 二月 Feb.  | 646   | 4,805   | 2,494   | 949   | 1,362  |  |
| 三月 Mar.  | 647   | 4,817   | 2,498   | 957   | 1,362  |  |
| 四月 Apr.  | 648   | 4,808   | 2,491   | 957   | 1,360  |  |
| 新北市 New Taipei City                            | 118   | 836   | 408   | 175   | 253  |  |
| 臺北市 Taipei City                                | 145   | 1,342   | 780   | 236   | 326  |  |
| 臺中市 Taichung City                              | 139   | 981   | 503   | 191   | 287  |  |
| 臺南市 Tainan City                                | 19  | 135   | 58  | 34  | 43   |  |
| 高雄市 Kaohsiung City                             | 99  | 616   | 297   | 127   | 192  |  |
| 臺灣省 Taiwan Prov.                               | 128   | 898   | 445   | 194   | 259  |  |
| 宜蘭縣 Yilan C.                                   | 2   | 12  | 5   | 3   | 4  |  |
| 桃園縣 Taoyuan C.                                 | 79  | 554   | 276   | 115   | 163  |  |
| 新竹縣 Hsinchu C.                                 | 5   | 41  | 21  | 7   | 13   |  |
| 苗栗縣 Miaoli C.                                  | 2   | 16  | 8   | 3   | 5  |  |
| 彰化縣 Changhua C.                                | 7   | 37  | 18  | 13  | 6  |  |
| 南投縣 Nantou C.                                  | 1   | —   | —   | —   | —  |  |
| 雲林縣 Yunlin C.                                  | 1   | 5   | 1   | 1   | 3  |  |
| 嘉義縣 Chiayi C.                                  | —   | —   | —   | —   | —  |  |
| 屏東縣 Pingtung C.                                | 4   | 29  | 13  | 8   | 8  |  |
| 臺東縣 Taitung C.                                 | —   | —   | —   | —   | —  |  |
| 花蓮縣 Hualien C.                                 | 2   | 10  | 2   | 4   | 4  |  |
| 澎湖縣 Penghu C.                                  | 1   | 8   | 4   | 2   | 2  |  |
| 基隆市 Keelung City                               | 9   | 59  | 28  | 15  | 16   |  |
| 新竹市 Hsinchu City                               | 13  | 104   | 55  | 21  | 28   |  |
| 嘉義市 Chiayi City                                | 2   | 23  | 14  | 2   | 7  |  |
| 福建省 Fuchien Prov.                              | —   | —   | —   | —   | —  |  |
| 金門縣 Kinmen C.                                  | —   | —   | —   | —   | —  |  |
| 連江縣 Lienchiang C.                              | —   | —   | —   | —   | —  |  |

資料來源：本部營建署。

Source: Construction and Planning Agency, MOI.

名詞定義

|  |            |   |
|--|------------|---|
| 人口成長(增加率)  | (%) =      | 當年(月)人口增加數÷上年(月)底人口數×1,000  |
| 性別比例   | (女=100) =  | 當年(月)底男性人口÷當年(月)底女性人口×100   |
| 戶量   | (人/戶) =    | 當年(月)底人口數÷當年(月)底戶數  |
| 人口密度   | (人/平方公里) = | 當年(月)底人口數÷當年(月)底土地面積  |
| 年(月)中人口數   | (人) =      | (當年(月)底人口數+上年(月)底人口數)÷2   |
| 粗出生率   | (‰) =      | 當年(月)出生人數÷當年(月)中人口數×1,000   |
| 粗死亡率   | (‰) =      | 當年(月)死亡人數÷當年(月)中人口數×1,000   |
| 粗結婚率   | (‰) =      | 當年(月)結婚對數÷當年(月)中人口數×1,000   |
| 粗離婚率   | (‰) =      | 當年(月)離婚對數÷當年(月)中人口數×1,000   |
| 自然增加率  | (‰) =      | 粗出生率-粗死亡率   |
| 社會增加率  | (‰) =      | (當年(月)遷入人口數-當年(月)遷出人口數)÷當年(月)中人口數×1,000   |
| 人口總增加率   | (‰) =      | 自然增加率+社會增加率   |
| 車輛肇事率  | (件/萬輛) =   | 當年(月)車輛肇事總件數÷當年(月)中機動車輛數×10,000   |
| 低收入戶   | (戶) :      | 臺灣省、新北市、臺中市、臺南市、高雄市、金門縣、連江縣全戶人口均無工作能力、無不動產、無收益、非靠救助無法生活者。   |
| 臺灣省、新北市第1款<br>臺中市、臺南市第1款<br>金門縣、連江縣第1款<br>高雄市第1類<br>臺北市第0類                     |            | 臺北市第0類為全戶均無收入。  |
| 低收入戶   | (戶) :      | 臺灣省、新北市、臺中市、臺南市、高雄市、金門縣、連江縣為全家人口中有工作能力者未超過全戶總人數三分之一，其家庭總收入平均分配全家人口，每人每月未超過最低生活費用三分之二者。  |
| 臺灣省、新北市第2款<br>臺中市、臺南市第2款<br>金門縣、連江縣第2款<br>高雄市第2類<br>臺北市第1類<br>臺北市第2類           |            | 臺北市第1類為每人每月大於0元，小於等於1,938元。<br>臺北市第2類為每人每月大於1,938元，小於等於7,750元。  |
| 低收入戶   | (戶) :      | 臺灣省、新北市、臺中市、臺南市、高雄市、金門縣、連江縣為前二種情形以外，家庭總收入平均分配全家人口，每人每月未超過最低生活費用者。   |
| 臺灣省、新北市第3款<br>臺中市、臺南市第3款<br>金門縣、連江縣第3款<br>高雄市第3類<br>高雄市第4類<br>臺北市第3類<br>臺北市第4類 |            | 高雄市第3類為全家人口中有工作能力者未超過全戶總人數三分之一<br>高雄市第4類為家庭總收入未超過全家最低生活費者。<br>臺北市第3類為每人每月大於7,750元，小於等於10,656元。<br>臺北市第4類為每人每月大於10,656元，小於等於14,794元。   |
| 中低收入戶  | (戶) :      | 臺灣省<br>家庭總收入平均分配全家人口，每人每月平均所得低於15,366元。<br>新北市<br>家庭總收入平均分配全家人口，每人每月平均所得低於17,748元。<br>臺北市<br>家庭總收入平均分配全家人口，每人每月平均所得低於19,461元。<br>臺中市<br>家庭總收入平均分配全家人口，每人每月平均所得低於16,599元。<br>臺南市<br>家庭總收入平均分配全家人口，每人每月平均所得低於15,366元。<br>高雄市<br>家庭總收入平均分配全家人口，每人每月平均所得低於17,835元。<br>金門縣、連江縣<br>家庭總收入平均分配全家人口，每人每月平均所得低於13,197元。 |
| 最低生活費  | (元/人/月) :  | 102年度起新北市11,832元，臺北市14,794元，臺中市11,066元，高雄市11,890元，臺灣省、臺南市10,244元，金門縣、連江縣8,798元。   |
| 急難救助   | (人次) :     | 因生活突然發生困難或身體遭受嚴重傷病及其他意外變故需緊急救助使能渡過難關者。  |