

中華民國  
內政統計月報

MONTHLY BULLETIN OF INTERIOR STATISTICS  
REPUBLIC OF CHINA

中華民國一〇四年九月  
SEPTEMBER 2015

內政部  
一〇四年十一月編印

MINISTRY OF THE INTERIOR, REPUBLIC OF CHINA

編輯說明

- 一、本月報之編印目的在提供本部主要業務之一般概況資料，以供釐訂政策及實施考核之參據，並提供本部網站 <http://www.moi.gov.tw/stat/> 查詢。
- 二、本月報所載資料部分數字間有修正者，凡與前期數字不同者，以本期數字為準。
- 三、本月報所用符號如下：

|          |           |
|----------|-----------|
| —：無數字    | Ⓘ：修正數     |
| ...：數字不明 | 0：數字不及半單位 |
| --：無意義   |           |

Explanatory Notes

- 1.The main purpose of compiling this Monthly Bulletin is to show the results of general administrative work of Ministry of the Interior. It is intended to provide data for decision-making and evaluation.
- 2.In case the figures given in this issue don't agree with the corresponding figures in the previous issue because of revising, take the numerals of this issue as the basis.
- 3.The following symbols are used for tables:

|                    |                            |
|--------------------|----------------------------|
| — : nil            | Ⓘ: revised figure          |
| ... : data unknown | 0 : less than half an unit |
| -- : meaningless   |                            |

# 目 錄

\*頁次\*

|                            |     |
|----------------------------|-----|
| 編輯說明                       | 1   |
| 目錄                         | 2   |
| 提要分析                       | 7   |
| 一、地方行政區劃                   | 8   |
| 二、人口概況                     | 9   |
| 三、合作事業及人民團體                | 10  |
| 四、土地建物登記                   | 11  |
| 五、治安維護                     | 12  |
| 六、入出國及移民                   | 13  |
| 七、消防與緊急救護                  | 14  |
| 八、營建管理                     | 15  |
| 統計表                        | 17  |
| 表 1. 內政統計指標                | 18  |
| 一、戶政                       |     |
| 表 2. 村里鄰戶數暨現住人口—按月別分       | 24  |
| 表 3. 村里鄰戶數暨現住人口—按區域別分      | 26  |
| 表 4. 現住人口動態登記—按月別分         | 28  |
| 表 5. 現住人口動態登記—按區域別分        | 32  |
| 表 6. 現住人口動態登記年累計—按區域別分     | 36  |
| 表 7. 結婚及離婚登記—按國籍及月別分       | 40  |
| 表 8. 結婚及離婚登記年累計—按國籍及區域別分   | 44  |
| 表 9. 現住人口遷入遷出登記—按月別分       | 48  |
| 表10. 現住人口遷入遷出登記—按區域別分      | 60  |
| 表11. 現住人口遷入遷出登記年累計—按區域別分   | 72  |
| 表12. 現住原住民國人口數—按月別分        | 84  |
| 表13. 現住原住民國人口數—按區域別分       | 86  |
| 表14. 戶政管理及便民服務案件           | 88  |
| 二、合作事業及人民團體                |     |
| 表15. 合作事業概況                | 90  |
| 表16. 全國性人民團體               | 92  |
| 表17. 農民健康保險投保單位、人數及應計保險費收入 | 94  |
| 表18. 農民健康保險實計現金保險給付        | 96  |
| 三、地政                       |     |
| 表19. 辦理土地登記及標示變更登記—按月別分    | 98  |
| 表20. 辦理土地登記及標示變更登記—按區域別分   | 102 |
| 表21. 辦理土地所有權登記—按月別分        | 106 |
| 表22. 辦理土地所有權登記—按區域別分       | 110 |
| 表23. 辦理土地他項權利登記—按月別分       | 114 |
| 表24. 辦理土地他項權利登記—按區域別分      | 116 |
| 表25. 辦理建物登記及標示變更登記—按月別分    | 118 |
| 表26. 辦理建物登記及標示變更登記—按區域別分   | 122 |
| 表27. 辦理建物所有權登記—按月別分        | 126 |
| 表28. 辦理建物所有權登記—按區域別分       | 130 |
| 表29. 辦理建物他項權利登記—按月別分       | 134 |
| 表30. 辦理建物他項權利登記—按區域別分      | 136 |
| 表31. 測量案件統計                | 138 |
| 表32. 都市地價指數                | 140 |
| 四、警政                       |     |
| 表33. 警察機關受(處)理刑事案件         | 142 |
| 表34. 警察機關受(處)理暴力犯罪         | 144 |
| 表35. 警察機關查獲少年嫌疑犯人數         | 146 |
| 表36. 警察機關檢肅毒品統計            | 148 |
| 表37. 警察機關查獲槍砲、彈藥、刀械數量      | 150 |

|                             |     |
|-----------------------------|-----|
| 表38. 警察機關處理違反社會秩序維護法案件      | 152 |
| 表39. 機動車輛數、道路交通事故原因及損傷      | 154 |
| 表40. 道路交通事故按車種及道路類別分        | 156 |
| 表41. 警察機關處理集會遊行發生數          | 158 |
| 表42. 警察機關處理經濟案件             | 160 |
| 五、移民                        |     |
| 表43. 實際入國(境)人數—按性別、年齡及身分分   | 164 |
| 表44. 實際入國(境)人數—按入國(境)地點分    | 166 |
| 表45. 實際出國(境)人數—按性別、年齡及身分分   | 168 |
| 表46. 實際出國(境)人數—按出國(境)地點分    | 170 |
| 表47. 外僑居留人數及查處違法外來人口        | 172 |
| 表48. 外來人口居留人數               | 174 |
| 表49. 外來人口停留人數               | 176 |
| 表50. 外來人口逾期居留人數             | 178 |
| 表51. 外來人口逾期停留人數             | 180 |
| 表52. 小三通統計                  | 182 |
| 表53. 大陸地區配偶申請來臺團聚通過訪查及面(訪)談 | 184 |
| 表54. 外籍配偶照顧輔導基金核定補助         | 186 |
| 表55. 移民輔導成果                 | 190 |
| 六、消防                        |     |
| 表56. 消防安全設備查察處理             | 194 |
| 表57. 火災次數—按起火處所分            | 196 |
| 表58. 火災次數—按起火原因分            | 198 |
| 表59. 火災次數—按類別及時間分           | 200 |
| 表60. 火災死傷人數及財物損失            | 202 |
| 表61. 起火建築物                  | 204 |
| 表62. 火災出動人員、車輛及其他裝備         | 206 |
| 表63. 消防緊急救護服務               | 208 |
| 表64. 消防緊急救護急救處置             | 210 |
| 七、營建                        |     |
| 表65. 核發建築物建造執照—按月別及用途別分     | 212 |
| 表66. 核發建築物建造執照—按區域別及用途別分    | 216 |
| 表67. 核發建築物建造執照年累計—按區域別及用途別分 | 220 |
| 表68. 核發建築物建造執照—按月別及構造別分     | 224 |
| 表69. 核發建築物建造執照—按區域別及構造別分    | 226 |
| 表70. 核發建築物拆除執照—按月別及用途別分     | 228 |
| 表71. 核發建築物拆除執照—按區域別及用途別分    | 230 |
| 表72. 核發建築物使用執照—按月別及用途別分     | 232 |
| 表73. 核發建築物使用執照—按區域別及用途別分    | 236 |
| 表74. 核發建築物使用執照年累計—按區域別及用途別分 | 240 |
| 表75. 核發建築物使用執照—按月別及構造別分     | 244 |
| 表76. 核發建築物使用執照—按區域別及構造別分    | 246 |
| 表77. 核發建築物使用執照—按高度別分        | 248 |
| 表78. 核發建築物使用執照—按層數別分        | 250 |
| 表79. 核發建築物使用執照—按使用分區別分      | 252 |
| 表80. 建築物開工統計—按月別及用途別分       | 254 |
| 表81. 建築物開工統計—按區域別及用途別分      | 258 |
| 表82. 建築物開工統計年累計—按區域別及用途別分   | 262 |
| 表83. 建築物開工統計—按月別及構造別分       | 266 |
| 表84. 建築物開工統計—按區域別及構造別分      | 268 |
| 表85. 國家(自然)公園遊憩據點遊客人次及車輛次   | 270 |
| 名詞定義                        | 272 |

## CONTENTS

|  | *Page* |
|--|--------|
| <b>EXPLANATORY NOTES.....</b>  | 1      |
| <b>CONTENTS.....</b>   | 2      |
| <b>SUMMARY ANALYSIS.....</b>   | 7      |
| <b>STATISTICAL TABLES.....</b>   | 17     |
| Table 1. Statistical Indicators of Interior .....  | 18     |
| <b>I . POPULATION</b>  |        |
| Table 2. Number of Villages, Neighborhoods, Households and Resident Population<br>— by Month.....          | 24     |
| Table 3. Number of Villages, Neighborhoods, Households and Resident Population<br>— by Locality.....       | 26     |
| Table 4. Mobility Status of Resident Population — by Month.....  | 28     |
| Table 5. Mobility Status of Resident Population — by Locality.....   | 32     |
| Table 6. Mobility Status of Resident Population of the Year — by Locality.....                             | 36     |
| Table 7. Marriage and Divorce Registrations — by Nationality and Month.....                                | 40     |
| Table 8. Marriage and Divorce Registrations of the Year — by Nationality<br>and Locality.....              | 44     |
| Table 9. Migration Registration of Resident Population — by Month.....                                     | 48     |
| Table 10. Migration Registration of Resident Population — by Locality.....                                 | 60     |
| Table 11. Migration Registration of Resident Population of the Year<br>— by Locality.....                  | 72     |
| Table 12. Indigenous People — by Month.....  | 84     |
| Table 13. Indigenous People — by Locality.....   | 86     |
| Table 14. Offense and Service Cases of Population Administration .....                                     | 88     |
| <b>II . COOPERATIVE AND CIVIL ASSOCIATIONS</b>   |        |
| Table 15. Cooperative Business .....   | 90     |
| Table 16. National-wide Civic Associations .....   | 92     |
| Table 17. Farmer Health Insurance Insured Units, Persons, and Premium Income .....                         | 94     |
| Table 18. Farmer Health Insurance Cash Benefits .....  | 96     |
| <b>III . LAND ADMINISTRATION</b>   |        |
| Table 19. Registration of Land and Registration of Change in Land Descriptions<br>— by Month.....          | 98     |
| Table 20. Registration of Land and Registration of Change in Land Descriptions<br>— by Locality.....       | 102    |
| Table 21. Registration of Land Ownership — by Month.....   | 106    |
| Table 22. Registration of Land Ownership — by Locality.....  | 110    |
| Table 23. Registration of Other Rights in Land — by Month.....   | 114    |
| Table 24. Registration of Other Rights in Land — by Locality.....  | 116    |
| Table 25. Registration of Buildings and Registration of Change in Building Descriptions<br>— by Month..... | 118    |

|  | *Page* |
|--|--------|
| Table 26. Registration of Buildings and Registration of Change in Building Descriptions<br>— by Locality.....                        | 122    |
| Table 27. Registration of Buildings' Ownership — by Month.....   | 126    |
| Table 28. Registration of Buildings' Ownership — by Locality.....  | 130    |
| Table 29. Registration of Other Rights in Buildings — by Month.....  | 134    |
| Table 30. Registration of Other Rights in Buildings — by Locality.....   | 136    |
| Table 31. Land Survey Cases .....  | 138    |
| Table 32. Indices of Urban Land Price .....  | 140    |
| <b>IV . POLICE ADMINISTRATION</b>  |        |
| Table 33. Offenses Handled by Police Organizations .....   | 142    |
| Table 34. Violent Crime Handled by Police Organizations .....  | 144    |
| Table 35. Juvenile Offenders Handled by Police Organizations .....   | 146    |
| Table 36. Offenses of Narcotic Drugs .....   | 148    |
| Table 37. Illegal Firearms, Ammunition and Knives Captured by Police Organizations....   | 150    |
| Table 38. Violation of the Law for Maintaining Social Order .....  | 152    |
| Table 39. Registered Motor Vehicles and Road Traffic Accidents .....   | 154    |
| Table 40. Road Traffic Accidents by Types of Vehicle and Road .....  | 156    |
| Table 41. Assembly and Parade Handled by Police Organizations.....   | 158    |
| Table 42. Discovered Economic Frauds Handled by Police Organizations .....   | 160    |
| <b>V . IMMIGRATION</b>   |        |
| Table 43. Entry Persons — by Sex, Age, Identity.....   | 164    |
| Table 44. Entry Persons — by Arriving Point.....   | 166    |
| Table 45. Exit Persons — by Sex, Age, Identity.....  | 168    |
| Table 46. Exit Persons — by Departing Point.....   | 170    |
| Table 47. Foreign Residents and Ferreted Illegal Foreign Residents .....   | 172    |
| Table 48. Foreign Residents .....  | 174    |
| Table 49. Foreign Sojourns .....   | 176    |
| Table 50. Overstayed Foreign Nationals with Resident Visa.....   | 178    |
| Table 51. Overstayed Foreign Nationals with Tourist Visa.....  | 180    |
| Table 52. Mini Three-link Transportation.....  | 182    |
| Table 53. Visit and Interview Applications for Mainland Chinese Spouses Coming to<br>Taiwan to Get Together with Family Members..... | 184    |
| Table 54. Subsidies of Foreign Spouses Care and Assistance Fund.....   | 186    |
| Table 55. Immigrant Consultation and Assistance .....  | 190    |
| <b>VI . FIRE FIGHTING</b>  |        |
| Table 56. Inspection and Supervision of Fire Safety Equipment.....   | 194    |
| Table 57. Number of Fires — by Caught Place.....   | 196    |
| Table 58. Number of Fires — by Cause.....  | 198    |
| Table 59. Number of Fires — by Classification and Fire Time.....   | 200    |

\*Page\*

|  |     |
|--|-----|
| Table 60. Losses of Fire Disasters .....                       | 202 |
| Table 61. Number of Fires of Caught Buildings .....            | 204 |
| Table 62. Fire Services and Call Frequency .....               | 206 |
| Table 63. Emergency Medical Services.....                      | 208 |
| Table 64. Rescue Treatments of Emergency Medical Services..... | 210 |

**VII. CONSTRUCTION AND PLANNING**

|   |     |
|---|-----|
| Table 65. Issued Building Construction License – by Month and Use.....                | 212 |
| Table 66. Issued Building Construction License – by Locality and Use.....             | 216 |
| Table 67. Issued Building Construction License of the Year – by Locality and Use..... | 220 |
| Table 68. Issued Building Construction License – by Month and Material.....           | 224 |
| Table 69. Issued Building Construction License – by Locality and Material.....        | 226 |
| Table 70. Issued Building Demolition License – by Month and Use.....                  | 228 |
| Table 71. Issued Building Demolition License – by Locality and Use.....               | 230 |
| Table 72. Issued Building Usage License – by Month and Use.....                       | 232 |
| Table 73. Issued Building Usage License – by Locality and Use.....                    | 236 |
| Table 74. Issued Building Usage License of the Year – by Locality and Use.....        | 240 |
| Table 75. Issued Building Usage License – by Month and Material.....                  | 244 |
| Table 76. Issued Building Usage License – by Locality and Material.....               | 246 |
| Table 77. Issued Building Usage License – by Height.....                              | 248 |
| Table 78. Issued Building Usage License – by Story.....                               | 250 |
| Table 79. Issued Building Usage License – by Landuse Zones.....                       | 252 |
| Table 80. Construction Commencement – by Month and Use.....                           | 254 |
| Table 81. Construction Commencement – by Locality and Use.....                        | 258 |
| Table 82. Construction Commencement of the Year – by Locality and Use.....            | 262 |
| Table 83. Construction Commencement – by Month and Material.....                      | 266 |
| Table 84. Construction Commencement – by Locality and Material.....                   | 268 |
| Table 85. Visitors and Vehicles of Spots in National (Nature) Parks.....              | 270 |

|                        |            |
|------------------------|------------|
| <b>DEFINITION.....</b> | <b>272</b> |
|------------------------|------------|

# 提要分析

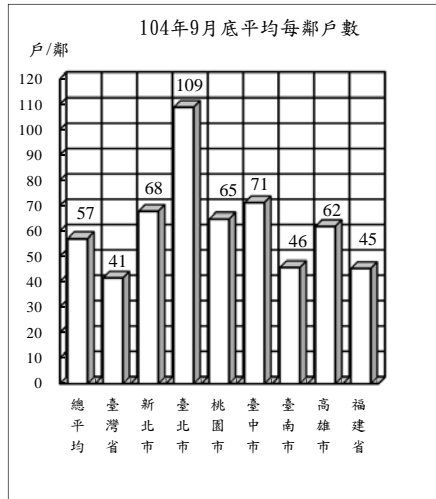
## SUMMARY ANALYSIS

## 一、地方行政區劃

現有行政區域包括臺灣省、福建省及新北、臺北、桃園、臺中、臺南、高雄等6個直轄市（其中，桃園市於103年12月25日升格為直轄市）；臺灣省設11縣、3省轄市，福建省設2縣。

直轄市、縣、省轄市下設368個鄉鎮市區；包括146個鄉、39個鎮、13個縣轄市、170個區。

104年9月底鄉鎮市區下共設7,851個村里，與上月底相同；村里下設有14萬8,384個鄰，與上月底相同。平均每個村里有19鄰；平均每個鄰有57戶，以臺北市之109戶為最多，臺中市71戶次之；平均每個村里有1,078戶，以臺北市每里2,288戶最多，桃園市每里1,511戶次之。



## 地方行政區劃

單位：個

| 年(月)底別    | 直轄市、縣、市數 |           |          | 鄉、鎮、市、區數   |           |           |            | 村、里數         | 編組鄰數           |
|-----------|----------|-----------|----------|------------|-----------|-----------|------------|--------------|----------------|
|           | 直轄市      | 縣         | 省轄市      | 鄉          | 鎮         | 縣轄市       | 區          |              |                |
| 民國95年底    | 2        | 18        | 5        | 226        | 61        | 32        | 49         | 7,828        | 147,134        |
| 民國96年底    | 2        | 18        | 5        | 226        | 61        | 32        | 49         | 7,826        | 147,342        |
| 民國97年底    | 2        | 18        | 5        | 226        | 61        | 32        | 49         | 7,827        | 147,591        |
| 民國98年底    | 2        | 18        | 5        | 226        | 61        | 32        | 49         | 7,834        | 147,863        |
| 民國99年底    | 2        | 18        | 5        | 226        | 60        | 33        | 49         | 7,835        | 147,877        |
| 民國100年底   | 5        | 14        | 3        | 153        | 41        | 17        | 157        | 7,835        | 147,828        |
| 民國101年底   | 5        | 14        | 3        | 153        | 41        | 17        | 157        | 7,835        | 148,358        |
| 民國102年底   | 5        | 14        | 3        | 153        | 41        | 17        | 157        | 7,839        | 148,587        |
| 民國103年底   | 5        | 14        | 3        | 152        | 41        | 18        | 157        | 7,851        | 148,640        |
| 民國104年9月底 | <b>6</b> | <b>13</b> | <b>3</b> | <b>146</b> | <b>39</b> | <b>13</b> | <b>170</b> | <b>7,851</b> | <b>148,384</b> |

說明：1. 桃園縣楊梅鎮、蘆竹鄉分別於99年8月及103年6月改制為縣轄市。

2. 99年12月25日臺北縣、臺中縣市、臺南縣市、高雄縣市改制或合併為新北市、臺中市、臺南市、高雄市等直轄市，103年12月25日桃園縣升格直轄市，分別自100年、104年起依改制後鄉、鎮、市、區統計。

3. 彰化縣員林鎮於104年8月8日改制為縣轄市。

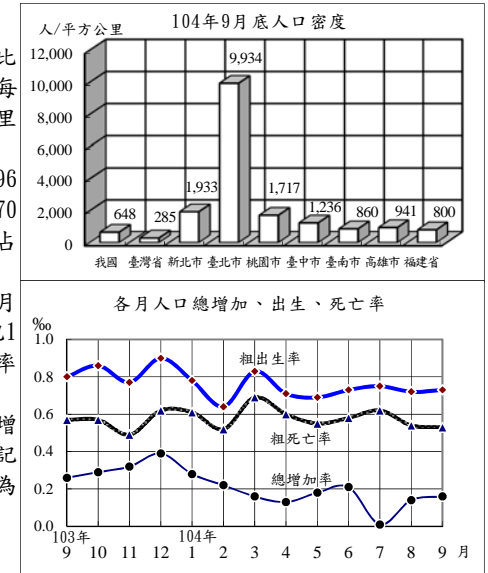
## 二、人口概況

104年9月底人口數2,346萬8,748人，性比例為99.49，平均每戶2.77人，人口密度為每平方公里648人，其中以臺北市每平方公里9,934人最高。

各直轄市、縣(市)人口中，以新北市396萬7,483人占16.91%最多、高雄市277萬7,870人占11.84%居次、臺中市273萬8,553人占11.67%再次之。

104年9月出生登記計1萬7,106人，較上月增加1.60%；月粗出生率為0.73‰。死亡登記1萬2,527人，較上月減少0.47%；月粗死亡率為0.53‰。

104年9月結婚登記計8,333對，較上月增加15.11%；月粗結婚率為0.36‰。離婚登記4,289對，較上月減少4.90%；月粗離婚率為0.18‰。



## 戶籍登記

| 年(月)別      | 戶數<br>①          | 人口數<br>①          | 戶量<br>(人/戶)① | 人口密度<br>(人/平方公里)① | 動態登記           |                |                |               |
|------------|------------------|-------------------|--------------|-------------------|----------------|----------------|----------------|---------------|
|            |                  |                   |              |                   | 出生人數           | 死亡人數           | 結婚對數           | 離婚對數          |
| 民國95年      | 7,394,758        | 22,876,527        | 3.09         | 632.16            | 204,459        | 135,839        | 142,669        | 64,540        |
| 民國96年      | 7,512,449        | 22,958,360        | 3.06         | 634.39            | 204,414        | 141,111        | 135,041        | 58,518        |
| 民國97年      | 7,655,772        | 23,037,031        | 3.01         | 636.57            | 198,733        | 143,624        | 154,866        | 55,995        |
| 民國98年      | 7,805,834        | 23,119,772        | 2.96         | 638.82            | 191,310        | 143,582        | 117,099        | 57,223        |
| 民國99年      | 7,937,024        | 23,162,123        | 2.92         | 639.99            | 166,886        | 145,772        | 138,819        | 58,115        |
| 民國100年     | 8,057,761        | 23,224,912        | 2.88         | 641.70            | 196,627        | 152,915        | 165,327        | 57,008        |
| 民國101年     | 8,186,432        | 23,315,822        | 2.85         | 644.21            | 229,481        | 154,251        | 143,384        | 55,980        |
| 民國102年     | 8,286,260        | 23,373,517        | 2.82         | 645.81            | 199,113        | 155,908        | 147,636        | 53,604        |
| 民國103年     | 8,382,699        | 23,433,753        | 2.80         | 647.47            | 210,383        | 163,929        | 149,287        | 53,190        |
| 民國104年1-9月 | <b>8,459,688</b> | <b>23,468,748</b> | <b>2.77</b>  | <b>648.36</b>     | <b>154,041</b> | <b>122,628</b> | <b>106,333</b> | <b>39,572</b> |
| 民國104年9月   | <b>8,459,688</b> | <b>23,468,748</b> | <b>2.77</b>  | <b>648.36</b>     | <b>17,106</b>  | <b>12,527</b>  | <b>8,333</b>   | <b>4,289</b>  |

附註：①係指年(月)底數。

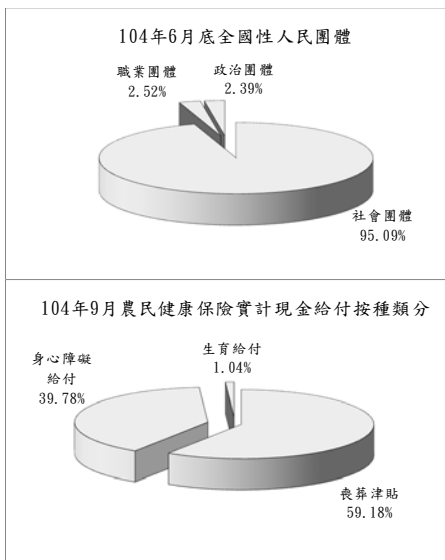
### 三、合作事業及人民團體

104年6月底合作事業社(場)數4,380個，較103年12月底減少1.79%；合作事業社(場)員數計有個人社員228萬5,671人及法人社員5,393個，分別較103年12月底減少2.54%及0.88%。

104年6月底全國性人民團體計有1萬3,189個，以社會團體1萬2,541個占95.09%為最多，職業團體333個占2.52%次之，政治團體315個占2.39%最少。

104年9月底農民健康保險投保單位287個，與上月底同；被保險人數130萬5,372人，較上月底減少0.49%；104年9月應計保險費收入3億3,894萬元，較上月減少0.09%。

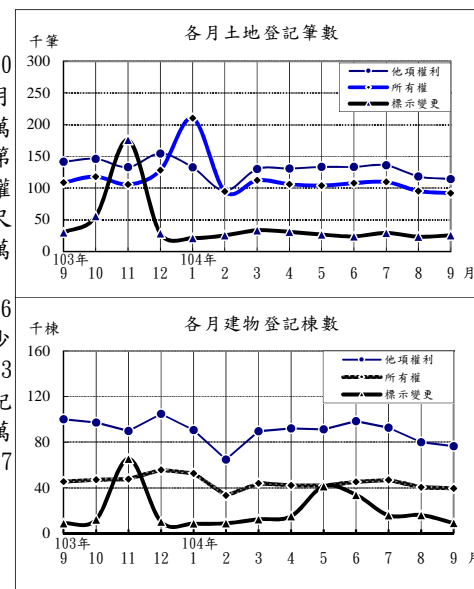
104年9月實計現金保險給付合計為5億5,224萬元，較上月減少13.48%，其中喪葬津貼為3億2,681萬元占59.18%為最多，身心障礙給付為2億1,970萬元占39.78%次之，生育給付為573萬元占1.04%為最少。



### 四、土地、建物登記

104年9月受理各項土地登記23萬1,840筆、面積1億5,972萬平方公尺，分別較上月減少2.23%及6.39%；其中標示變更登記2萬5,691筆、面積4,601萬平方公尺，所有權第一次登記125筆、面積22萬平方公尺，所有權移轉登記9萬1,835筆、面積6,166萬平方公尺，他項權利登記11萬4,189筆、面積5,183萬平方公尺。

104年9月受理各項建物登記12萬5,026棟、面積2,388萬平方公尺，分別較上月減少8.28%及0.88%；其中標示變更登記9,043棟、面積369萬平方公尺，所有權第一次登記8,992棟、面積275萬平方公尺，移轉登記3萬547棟、面積394萬平方公尺，他項權利登記7萬6,444棟、面積1,350萬平方公尺。



#### 合作事業及人民團體

| 年(月)底別    | 合作事業         |                  |              | 全國性人民團體    |            |               |
|-----------|--------------|------------------|--------------|------------|------------|---------------|
|           | 社(場)數        | 個人社員             | 法人社員         | 政治團體       | 職業團體       | 社會團體          |
| 民國95年底    | 5,441        | 3,814,160        | 7,464        | 164        | 269        | 7,150         |
| 民國96年底    | 5,269        | 3,633,428        | 6,163        | 179        | 278        | 7,796         |
| 民國97年底    | 5,186        | 3,534,747        | 5,506        | 187        | 287        | 8,542         |
| 民國98年底    | 5,095        | 3,326,092        | 6,550        | 201        | 294        | 9,252         |
| 民國99年底    | 4,902        | 3,107,193        | 6,036        | 218        | 301        | 9,248         |
| 民國100年底   | 4,803        | 2,762,446        | 5,768        | 252        | 308        | 10,298        |
| 民國101年底   | 4,618        | 2,641,436        | 5,451        | 274        | 314        | 11,172        |
| 民國102年底   | 4,533        | 2,496,537        | 5,635        | 291        | 325        | 11,750        |
| 民國103年底   | 4,460        | 2,345,235        | 5,441        | 305        | 332        | 12,363        |
| 民國104年6月底 | <b>4,380</b> | <b>2,285,671</b> | <b>5,393</b> | <b>315</b> | <b>333</b> | <b>12,541</b> |

#### 農民健康保險

| 年(月)別      | 投保單位<br>①  | 被保險人數<br>①       | 應計保險費(百萬元)   | 實計現金給付(百萬元)  |
|------------|------------|------------------|--------------|--------------|
|            |            |                  |              |              |
| 民國96年      | 287        | 1,601,410        | 4,973        | 8,391        |
| 民國97年      | 287        | 1,573,364        | 4,874        | 8,720        |
| 民國98年      | 287        | 1,540,988        | 4,745        | 8,566        |
| 民國99年      | 287        | 1,508,284        | 4,720        | 8,462        |
| 民國100年     | 287        | 1,479,148        | 4,631        | 8,495        |
| 民國101年     | 287        | 1,454,728        | 4,533        | 8,710        |
| 民國102年     | 287        | 1,409,634        | 4,431        | 8,182        |
| 民國103年     | 287        | 1,349,903        | 4,276        | 8,229        |
| 民國104年1-9月 | <b>287</b> | <b>1,305,372</b> | <b>3,085</b> | <b>5,763</b> |
| 民國104年9月   | <b>287</b> | <b>1,305,372</b> | <b>339</b>   | <b>552</b>   |

附註：①係指年(月)底數。

#### 土地、建物登記概況

| 年(月)別      | 土地登記 (筆)       |              |                  |                  | 建物登記 (棟)       |               |                |                |
|------------|----------------|--------------|------------------|------------------|----------------|---------------|----------------|----------------|
|            | 標示變更登記         | 所有權登記        |                  | 他項權利登記           | 標示變更登記         | 所有權登記         |                | 他項權利登記         |
|            |                | 第一次登記        | 移轉登記             |                  |                | 第一次登記         | 移轉登記           |                |
| 民國95年      | 797,468        | 17,420       | 1,340,463        | 2,035,330        | 178,904        | 173,608       | 554,291        | 1,332,568      |
| 民國96年      | 785,599        | 19,239       | 1,307,190        | 1,796,075        | 218,356        | 172,459       | 524,640        | 1,163,416      |
| 民國97年      | 558,327        | 23,262       | 1,261,788        | 1,623,891        | 170,285        | 154,254       | 495,566        | 1,093,210      |
| 民國98年      | 513,010        | 23,786       | 1,240,974        | 1,575,273        | 177,156        | 108,469       | 513,886        | 1,094,253      |
| 民國99年      | 623,171        | 17,538       | 1,370,463        | 1,642,249        | 211,916        | 90,945        | 529,972        | 1,104,735      |
| 民國100年     | 548,642        | 12,950       | 1,791,878        | 1,557,900        | 167,893        | 93,632        | 497,739        | 1,021,432      |
| 民國101年     | 512,978        | 12,446       | 1,325,426        | 1,558,851        | 209,605        | 102,385       | 454,908        | 1,041,267      |
| 民國102年     | 511,250        | 9,687        | 1,434,988        | 1,727,285        | 212,714        | 111,093       | 503,628        | 1,126,658      |
| 民國103年     | 502,127        | 11,872       | 1,364,589        | 1,684,704        | 176,427        | 115,865       | 457,911        | 1,120,365      |
| 民國104年1-9月 | <b>240,447</b> | <b>3,526</b> | <b>1,028,899</b> | <b>1,124,468</b> | <b>160,715</b> | <b>83,780</b> | <b>302,310</b> | <b>775,949</b> |
| 民國104年9月   | <b>25,691</b>  | <b>125</b>   | <b>91,835</b>    | <b>114,189</b>   | <b>9,043</b>   | <b>8,992</b>  | <b>30,547</b>  | <b>76,444</b>  |

## 五、治安維護

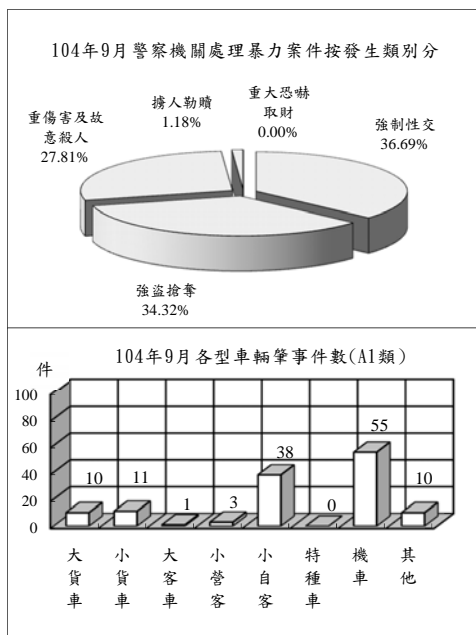
104年9月警察機關處理刑事案件總計2萬4,663件，較上月減少2.40%；其中竊盜占20.26%，暴力犯罪占0.69%，其他占79.06%；暴力犯罪中以強制性交占36.69%為最多。

104年9月嫌疑犯人數2萬2,419人，較上月減少4.40%；其中12-18歲未滿之少年嫌疑犯756人占3.37%，較上月減少50.46%。

104年9月道路交通事故(A1+A2)2萬8,822件，較上月增加22.93%；死亡131人，較上月減少13.82%，受傷3萬8,039人，較上月增加23.50%。

104年9月集會遊行311件，較上月增加7.61%；其中未申請119件占38.26%。

104年9月查獲經濟案件855件，較上月增加32.35%；其中侵害智慧財產權487件最多，違反金融225件次之。



## 治安維護

| 年(月)別      | 刑事案件    |         |        | 道路交通事故(A1+A2) |       |         | 集會遊行件數(件) | 查獲經濟案件(件) |
|------------|---------|---------|--------|---------------|-------|---------|-----------|-----------|
|            | 發生件數    | 嫌疑犯(人)  |        | 車輛肇事件數        | 死亡人數  | 受傷人數    |           |           |
|            |         | 少年      | 其他     |               |       |         |           |           |
| 民國95年      | 512,788 | 229,193 | 10,384 | 160,897       | 3,140 | 211,176 | 4,407     | 9,826     |
| 民國96年      | 491,815 | 265,860 | 10,881 | 163,971       | 2,573 | 216,927 | 2,997     | 11,446    |
| 民國97年      | 453,439 | 271,186 | 11,283 | 170,127       | 2,224 | 227,423 | 3,636     | 10,966    |
| 民國98年      | 386,075 | 261,973 | 10,762 | 184,749       | 2,092 | 246,994 | 6,305     | 11,159    |
| 民國99年      | 371,934 | 269,340 | 11,102 | 219,651       | 2,047 | 293,764 | 9,267     | 10,321    |
| 民國100年     | 347,674 | 260,356 | 13,103 | 235,776       | 2,117 | 315,201 | 5,298     | 10,621    |
| 民國101年     | 317,356 | 262,058 | 15,078 | 249,465       | 2,040 | 334,082 | 3,728     | 10,008    |
| 民國102年     | 298,967 | 255,310 | 12,038 | 278,388       | 1,928 | 373,568 | 2,365     | 10,293    |
| 民國103年     | 306,300 | 261,603 | 10,969 | 307,842       | 1,819 | 413,229 | 14,751    | 8,310     |
| 民國104年1-9月 | 225,729 | 205,009 | 8,970  | 218,208       | 1,242 | 289,296 | 2,166     | 6,457     |
| 民國104年9月   | 24,663  | 22,419  | 756    | 28,822        | 131   | 38,039  | 311       | 855       |

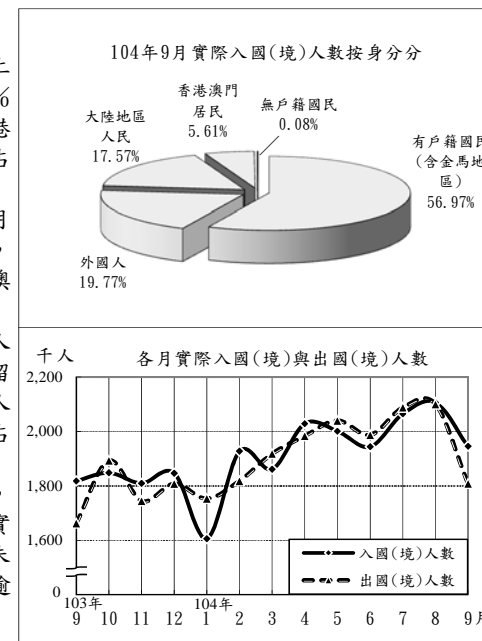
## 六、入出國及移民

104年9月入境194萬5,980人次，較上月減少7.61%；其中有戶籍國民占56.97%，外國人占19.77%，無戶籍國民及大陸港澳人士則占23.26%；15至64歲者占88.89%。

104年9月出境180萬8,582人次，較上月減少13.91%；其中有戶籍國民占59.27%，外國人占19.86%，無戶籍國民及大陸港澳人士則占20.87%；15至64歲者占88.66%。

104年9月底合法居留外僑63萬9,016人，較上月底增加2.14%；年滿15歲以上居留外僑之中經濟活動以外籍勞工53萬1,360人占84.01%最多，非勞動力5萬1,595人占8.16%次之。

104年9月查處違法外來人口2,638人，較上月減少7.44%；其中以具違法行為事實之逾期(含非法入境、漏(跳)船船員及尚未入境之違法外來人口)1,864人最多，單純逾期711人次之。



## 入出國及移民

| 年(月)別      | 實際入國(境)人數(千人次) |        |       | 實際出國(境)人數(千人次) |        |       | 合法居留外僑(人)① | 查處違法外來人口(人) |
|------------|----------------|--------|-------|----------------|--------|-------|------------|-------------|
|            | 有戶籍國民          | 外國人    | 合計    | 有戶籍國民          | 外國人    | 合計    |            |             |
| 民國95年      | 12,149         | 8,629  | 2,856 | 12,161         | 8,671  | 2,835 | 428,240    | 28,463      |
| 民國96年      | 12,640         | 8,924  | 2,989 | 12,642         | 8,964  | 2,962 | 433,169    | 18,264      |
| 民國97年      | 12,298         | 8,453  | 2,963 | 12,294         | 8,465  | 2,960 | 417,385    | 16,916      |
| 民國98年      | 12,513         | 8,118  | 2,770 | 12,501         | 8,143  | 2,767 | 403,700    | 17,336      |
| 民國99年      | 14,981         | 9,414  | 3,235 | 14,909         | 9,415  | 3,184 | 418,802    | 17,193      |
| 民國100年     | 15,649         | 9,561  | 3,589 | 15,567         | 9,584  | 3,517 | 466,206    | 16,194      |
| 民國101年     | 17,491         | 10,180 | 3,832 | 17,464         | 10,240 | 3,763 | 483,921    | 24,284      |
| 民國102年     | 19,072         | 11,056 | 4,096 | 18,960         | 11,053 | 4,010 | 525,109    | 27,169      |
| 民國103年     | 21,707         | 11,797 | 4,687 | 21,615         | 11,845 | 4,592 | 629,633    | 25,639      |
| 民國104年1-9月 | 17,486         | 9,935  | 3,421 | 17,499         | 9,968  | 3,420 | 639,016    | 22,291      |
| 民國104年9月   | 1,946          | 1,109  | 385   | 1,809          | 1,072  | 359   | 639,016    | 2,638       |

附註：①係指年(月)底數。

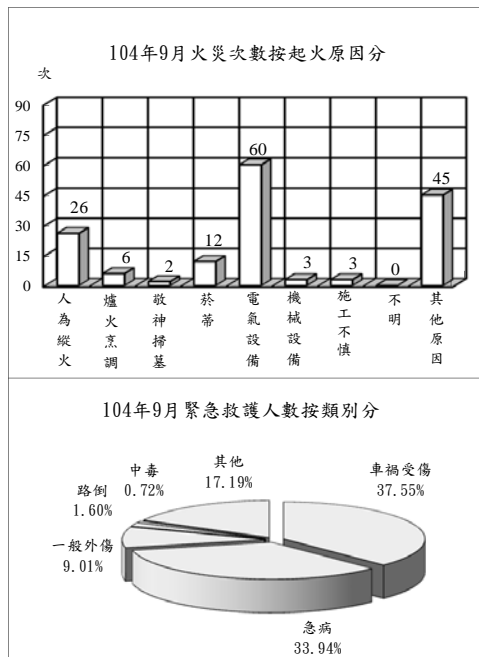
## 七、消防與緊急救護

104年9月火災事故157次，較上月減少4.85%；原因以電氣設備60次占38.22%最多，人為縱火26次占16.56%次之。

104年9月火災事故死亡10人、受傷25人；死傷原因中以火焰灼燒18人最多，有害氣體14人次之。被毀損房屋153間；被毀損車輛119輛，其中小型車50輛最多，大型車34輛次之；財物損失估計2,639萬元，較上月減少81.20%。

104年9月火災事故出動人員4萬5,251人次，較上月減少14.49%；救出人數50人，較上月減少56.14%。

104年9月消防單位受理救護案件救護出動8萬9,276次，較上月減少2.49%。急救送醫7萬2,448人次，較上月減少0.74%；其中車禍受傷2萬7,201人次占37.55%最多，急病2萬4,589人次占33.94%居次。



### 消防與緊急救護

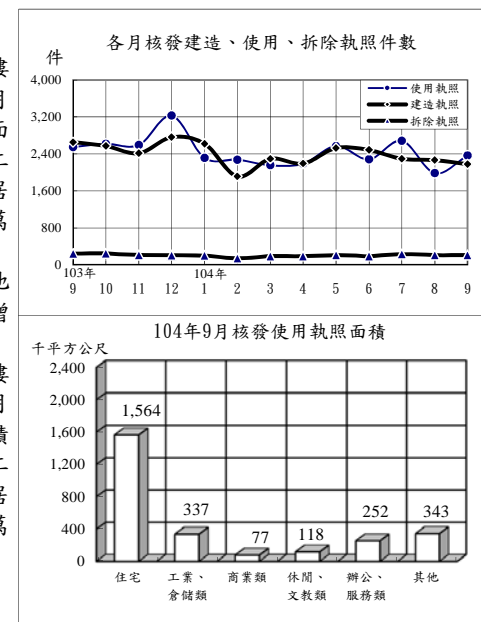
| 年(月)別      | 火災事故         |                |            |           |            |              |            |             | 急救送醫人次(人次)     |
|------------|--------------|----------------|------------|-----------|------------|--------------|------------|-------------|----------------|
|            | 發生次數(次)      | 出動人次(人次)       | 救出人數(人)    | 死亡人數(人)   | 受傷人數(人)    | 被毀損房屋數(間)    | 被毀損車輛數(輛)  | 財物損失估值(百萬元) |                |
| 民國95年      | 4,332        | 302,767        | 968        | 125       | 471        | 1,489        | 1,458      | 1,559       | 537,707        |
| 民國96年      | 3,392        | 322,613        | 1,329      | 120       | 398        | 1,483        | 1,630      | 1,292       | 593,034        |
| 民國97年      | 2,886        | 305,862        | 1,173      | 101       | 304        | 1,252        | 1,066      | 1,475       | 609,506        |
| 民國98年      | 2,621        | 350,597        | 719        | 117       | 298        | 1,292        | 1,373      | 759         | 662,924        |
| 民國99年      | 2,186        | 325,601        | 503        | 83        | 308        | 1,278        | 729        | 1,688       | 749,126        |
| 民國100年     | 1,772        | 335,992        | 570        | 97        | 288        | 1,029        | 567        | 553         | 817,928        |
| 民國101年     | 1,574        | 397,510        | 471        | 142       | 286        | 907          | 614        | 694         | 826,076        |
| 民國102年     | 1,451        | 449,100        | 348        | 92        | 189        | 1,204        | 627        | 533         | 825,911        |
| 民國103年     | 1,417        | 511,977        | 533        | 124       | 244        | 1,263        | 658        | 436         | 878,848        |
| 民國104年1-9月 | <b>1,262</b> | <b>464,163</b> | <b>462</b> | <b>86</b> | <b>680</b> | <b>1,140</b> | <b>592</b> | <b>388</b>  | <b>665,316</b> |
| 民國104年9月   | <b>157</b>   | <b>45,251</b>  | <b>50</b>  | <b>10</b> | <b>25</b>  | <b>153</b>   | <b>119</b> | <b>26</b>   | <b>72,448</b>  |

## 八、營建管理

104年9月核發建造執照2,176件、總樓地板面積249萬9,343平方公尺，分別較上月減少3.93%及增加3.97%；其中以住宅用面積143萬9,130平方公尺占57.58%最多，工業、倉儲類54萬3,875平方公尺占21.76%居次；按構造別分，以混凝土構造面積172萬397平方公尺占68.83%最多。

104年9月核發拆除執照210件、總樓地板面積16萬5,538平方公尺，分別較上月增加0.96%及減少25.81%。

104年9月核發使用執照2,362件、總樓地板面積269萬1,102平方公尺，分別較上月增加19.23%及5.59%；其中以住宅用面積156萬3,648平方公尺占58.10%為最多，工業、倉儲類33萬6,638平方公尺占12.51%居次；按構造別分，以混凝土構造面積200萬5,014平方公尺占74.51%最多。



### 營建管理

| 年(月)別      | 建造執照          |               |                | 拆除執照         |               | 使用執照          |               |                |
|------------|---------------|---------------|----------------|--------------|---------------|---------------|---------------|----------------|
|            | 核發件數(件)       | 總樓地板面積(千平方公尺) | 工程造價(百萬元)      | 核發件數(件)      | 總樓地板面積(千平方公尺) | 核發件數(件)       | 總樓地板面積(千平方公尺) | 工程造價(百萬元)      |
| 民國95年      | 35,184        | 36,664        | 267,312        | 2,065        | 1,645         | 37,978        | 36,202        | 244,846        |
| 民國96年      | 31,704        | 34,732        | 265,739        | 2,136        | 2,391         | 34,797        | 36,024        | 254,004        |
| 民國97年      | 19,484        | 26,166        | 205,554        | 1,752        | 1,934         | 27,376        | 32,717        | 246,477        |
| 民國98年      | 20,517        | 19,916        | 151,164        | 1,772        | 1,585         | 16,770        | 26,535        | 213,322        |
| 民國99年      | 29,696        | 31,174        | 246,977        | 2,520        | 2,544         | 22,293        | 24,014        | 185,920        |
| 民國100年     | 33,161        | 34,148        | 278,145        | 2,376        | 2,380         | 26,250        | 25,885        | 190,240        |
| 民國101年     | 31,237        | 32,883        | 274,087        | 2,529        | 2,208         | 26,903        | 27,761        | 215,964        |
| 民國102年     | 33,531        | 39,760        | 350,522        | 2,882        | 2,425         | 28,014        | 28,772        | 230,496        |
| 民國103年     | 31,994        | 38,635        | 325,743        | 2,668        | 2,072         | 28,806        | 31,718        | 267,940        |
| 民國104年1-9月 | <b>20,757</b> | <b>24,715</b> | <b>210,273</b> | <b>1,752</b> | <b>1,347</b>  | <b>20,802</b> | <b>22,454</b> | <b>184,825</b> |
| 民國104年9月   | <b>2,176</b>  | <b>2,499</b>  | <b>21,227</b>  | <b>210</b>   | <b>166</b>    | <b>2,362</b>  | <b>2,691</b>  | <b>22,320</b>  |



# 統計表

## STATISTICAL TABLES

\*表列數字無論總數與細數均由電腦整理，其尾數採四捨五入法計列，故細數之和與總數未必絕對一致。

\*表列一〇四年資料，靜態欄為一〇四年九月(季報為一〇四年第三季)底數，動態欄為至一〇四年九月(季報為至一〇四年第三季)累計數。

\*表列人口成長率、性比例、戶量、人口密度、粗出生率、粗死亡率、粗結婚率、粗離婚率、刑案發生率、犯罪人口率、破獲率、少年嫌疑犯比率、機動車輛肇事率、消防安全檢查合格率、大陸地區配偶申請來臺團聚面談不予通過比率之「較上月(期)增減」與「較上年同月(期)增減」為增減數。

\*表內福建省係指金門縣及連江縣。

\*表列縣 C. 為County之簡寫。

\*因應九十九年十二月二十五日部分縣市改制或合併為直轄市，自一〇〇〇年起相關報表區域別均依改制後縣市排序；一〇〇三年十二月二十五日桃園縣升格桃園市，區域別自一〇〇四年一月資料起配合調整。

表1. 內政統計指標

| 年(月)別<br>Year(Month)             | 戶 政  |  |   |  |   |   |   |
|----------------------------------|--|--|---|--|---|---|---|
|                                  | 戶數<br>(千戶)<br>(1)<br>Households<br>(1,000H.) | 總人數<br>(千人)<br>(1)<br>Population<br>(1,000<br>Persons) | 人口<br>成長率<br>(1)<br>Rate of<br>Growth<br>(o/oo) | 性比例<br>(女=100)<br>(1)<br>Sex Ratio<br>(Female<br>=100) | 戶量<br>(人/戶)<br>(1)<br>Mean Size<br>of Households<br>(Persons/<br>Household) | 人口密度<br>(人/平方<br>公里)<br>(1)<br>Population<br>Density<br>(Persons<br>per km <sup>2</sup> ) | 粗出生<br>率<br>Crude Birth<br>Rate<br>(o/oo) |
| 九十五年 2006                        | 7,395  | 22,877   | 4.66  | 102.72   | 3.09  | 632.16  | 8.96                                      |
| 九十六年 2007                        | 7,512  | 22,958   | 3.58  | 102.28   | 3.06  | 634.39  | 8.92                                      |
| 九十七年 2008                        | 7,656  | 23,037   | 3.43  | 101.89   | 3.01  | 636.57  | 8.64                                      |
| 九十八年 2009                        | 7,806  | 23,120   | 3.59  | 101.34   | 2.96  | 638.82  | 8.29                                      |
| 九十九年 2010                        | 7,937  | 23,162   | 1.83  | 100.94   | 2.92  | 639.99  | 7.21                                      |
| 一〇〇年 2011                        | 8,058  | 23,225   | 2.71  | 100.57   | 2.88  | 641.70  | 8.48                                      |
| 一〇一年 2012                        | 8,186  | 23,316   | 3.91  | 100.26   | 2.85  | 644.21  | 9.86                                      |
| 一〇二年 2013                        | 8,286  | 23,374   | 2.47  | 99.96  | 2.82  | 645.81  | 8.53                                      |
| 一〇三年 2014                        | 8,383  | 23,434   | 2.58  | 99.68  | 2.80  | 647.47  | 8.99                                      |
| 九 月 Sept.                        | 8,373  | 23,410   | 0.26  | 99.75  | 2.80  | 646.82  | 0.80                                      |
| 十 月 Oct.                         | 8,375  | 23,417   | 0.29  | 99.73  | 2.80  | 647.01  | 0.86                                      |
| 十一月 Nov.                         | 8,375  | 23,425   | 0.32  | 99.71  | 2.80  | 647.22  | 0.77                                      |
| 十二月 Dec.                         | 8,383  | 23,434   | 0.39  | 99.68  | 2.80  | 647.47  | 0.90                                      |
| <b>一〇四年 2015</b>                 | <b>8,460</b>                                 | <b>23,469</b>  | <b>1.49</b>                                     | <b>99.49</b>   | <b>2.77</b>   | <b>648.36</b>   | <b>6.57</b>                               |
| 一 月 Jan.                         | 8,389  | 23,440   | 0.28  | 99.66  | 2.79  | 647.65  | 0.78                                      |
| 二 月 Feb.                         | 8,393  | 23,446   | 0.22  | 99.63  | 2.79  | 647.80  | 0.64                                      |
| 三 月 Mar.                         | 8,402  | 23,449   | 0.16  | 99.61  | 2.79  | 647.90  | 0.83                                      |
| 四 月 Apr.                         | 8,410  | 23,452   | 0.13  | 99.59  | 2.79  | 647.91  | 0.71                                      |
| 五 月 May                          | 8,419  | 23,457   | 0.18  | 99.57  | 2.79  | 648.02  | 0.69                                      |
| 六 月 June                         | 8,427  | 23,462   | 0.21  | 99.55  | 2.78  | 648.16  | 0.73                                      |
| 七 月 July                         | 8,434  | 23,462   | 0.01  | 99.53  | 2.78  | 648.17  | 0.75                                      |
| 八 月 Aug.                         | 8,445  | 23,465   | 0.14  | 99.51  | 2.78  | 648.26  | 0.72                                      |
| 九 月 Sept.                        | 8,460  | 23,469   | 0.16  | 99.49  | 2.77  | 648.36  | 0.73                                      |
| 較上月增減(%)<br>VS. with Last Month  | 0.18   | 0.02   | 0.02  | -0.02  | -0.00   | 0.10  | 0.01                                      |
| 較上年同月增減(%)<br>VS. with Last Year | 1.04   | 0.25   | -0.10   | -0.26  | -0.02   | 1.54  | -0.07                                     |

說明：(1)係指年(月)底數。

TABLE 1. STATISTICAL INDICATORS OF INTERIOR

| Population Affairs                           |   |  | 民 政 Civil Affairs  |                        |                                    |  |
|--|---|--|--|------------------------|------------------------------------|--|
| 粗死亡<br>率<br>Crude<br>Death<br>Rate<br>(o/oo) | 粗結婚<br>率<br>Crude<br>Marriage<br>Rate<br>(o/oo) | 粗離婚<br>率<br>Crude<br>Divorce<br>Rate<br>(o/oo) | 鄉鎮<br>市區數<br>(1)<br>Town-<br>ships,<br>Cities &<br>Districts | 村里數<br>(1)<br>Villages | 政黨數<br>(1)<br>Political<br>Parties | 全國性<br>政治<br>團體數<br>(1)<br>National<br>Political<br>Associations |
| 5.95   | 6.25  | 2.83   | 368  | 7,828                  | 122                                | 42   |
| 6.16   | 5.89  | 2.55   | 368  | 7,826                  | 136                                | 43   |
| 6.25   | 6.73  | 2.43   | 368  | 7,827                  | 144                                | 43   |
| 6.22   | 5.07  | 2.48   | 368  | 7,834                  | 158                                | 43   |
| 6.30   | 6.00  | 2.51   | 368  | 7,835                  | 175                                | 43   |
| 6.59   | 7.13  | 2.46   | 368  | 7,835                  | 209                                | 43   |
| 6.63   | 6.16  | 2.41   | 368  | 7,835                  | 231                                | 43   |
| 6.68   | 6.32  | 2.30   | 368  | 7,839                  | 247                                | 44   |
| 7.00   | 6.38  | 2.27   | 368  | 7,851                  | 259                                | 46   |
| 0.57   | 0.59  | 0.20   | 368  | 7,851                  | 255                                | 46   |
| 0.57   | 0.55  | 0.20   | 368  | 7,851                  | 257                                | 46   |
| 0.49   | 0.45  | 0.16   | 368  | 7,851                  | 258                                | 46   |
| 0.62   | 0.72  | 0.20   | 368  | 7,851                  | 259                                | 46   |
| <b>5.23</b>                                  | <b>4.53</b>                                     | <b>1.69</b>                                    | <b>368</b>   | <b>7,851</b>           | <b>277</b>                         | <b>47</b>  |
| 0.61   | 0.69  | 0.17   | 368  | 7,851                  | 261                                | 46   |
| 0.52   | 0.46  | 0.13   | 368  | 7,851                  | 262                                | 46   |
| 0.69   | 0.57  | 0.21   | 368  | 7,851                  | 263                                | 46   |
| 0.60   | 0.42  | 0.19   | 368  | 7,851                  | 264                                | 46   |
| 0.55   | 0.78  | 0.19   | 368  | 7,851                  | 267                                | 46   |
| 0.58   | 0.46  | 0.20   | 368  | 7,851                  | 269                                | 46   |
| 0.62   | 0.49  | 0.22   | 368  | 7,851                  | 271                                | 47   |
| 0.54   | 0.31  | 0.19   | 368  | 7,851                  | 272                                | 47   |
| 0.53   | 0.36  | 0.18   | 368  | 7,851                  | 277                                | 47   |
| -0.00  | 0.05  | -0.01  | 0.00   | 0.00                   | 1.84                               | 0.00   |
| -0.04  | -0.24   | -0.02  | 0.00   | 0.00                   | 8.63                               | 2.17   |

Note: (1)The data refers to End of Year(Month).

表1. 內政統計指標(續1)

| 年(月)別<br>Year(Month)             | 合作事業及人民團體<br>Cooperative and Civil Associations |   |   |   |  |   |
|----------------------------------|---|---|---|---|--|---|
|                                  | 合作事業社(場)數<br>(1)<br>No. of Cooperatives         | 合作事業社(場)員數<br>(1)<br>No. of Cooperative Memberships | 全國性職業團體數<br>(1)<br>National Occupational Associations | 全國性社會團體數<br>(1)<br>National Social Associations | 農民健康保險投保單位<br>(1)<br>Farmer Health Insurance Insured Units | 農民健康保險被保險人數<br>(1)<br>Farmer Health Insurance Insured Persons |
| 九十五年 2006                        | 5,441   | 3,821,624   | 269   | 7,150   | 288  | 1,622,923   |
| 九十六年 2007                        | 5,269   | 3,639,591   | 278   | 7,796   | 287  | 1,601,410   |
| 九十七年 2008                        | 5,186   | 3,540,253   | 287   | 8,542   | 287  | 1,573,364   |
| 九十八年 2009                        | 5,095   | 3,332,642   | 294   | 9,252   | 287  | 1,540,988   |
| 九十九年 2010                        | 4,902   | 3,113,229   | 301   | 9,248   | 287  | 1,508,284   |
| 一〇〇年 2011                        | 4,803   | 2,768,214   | 308   | 10,298  | 287  | 1,479,148   |
| 一〇一年 2012                        | 4,618   | 2,646,887   | 314   | 11,172  | 287  | 1,454,728   |
| 一〇二年 2013                        | 4,533   | 2,502,172   | 325   | 11,750  | 287  | 1,409,634   |
| 一〇三年 2014                        | 4,460   | 2,350,676   | 332   | 12,363  | 287  | 1,349,903   |
| 九月 Sept.                         |   |   |   |   | 287  | 1,364,475   |
| 十月 Oct.                          |   |   |   |   | 287  | 1,359,357   |
| 十一月 Nov.                         |   |   |   |   | 287  | 1,354,900   |
| 十二月 Dec.                         | 4,460   | 2,350,676   | 332   | 12,363  | 287  | 1,349,903   |
| <b>一〇四年 2015</b>                 |   |   |   |   | <b>287</b>   | <b>1,305,372</b>  |
| 一月 Jan.                          |   |   |   |   | 287  | 1,345,657   |
| 二月 Feb.                          |   |   |   |   | 287  | 1,341,910   |
| 三月 Mar.                          |   |   |   |   | 287  | 1,336,383   |
| 四月 Apr.                          |   |   |   |   | 287  | 1,331,403   |
| 五月 May                           |   |   |   |   | 287  | 1,326,442   |
| 六月 June                          | 4,380   | 2,291,064   | 333   | 12,541  | 287  | 1,321,983   |
| 七月 July                          |   |   |   |   | 287  | 1,316,430   |
| 八月 Aug.                          |   |   |   |   | 287  | 1,311,774   |
| 九月 Sept.                         |   |   |   |   | 287  | 1,305,372   |
| 較上月增減(%)<br>VS. with Last Month  | —   | —   | —   | —   | 0.00   | -0.49   |
| 較上年同月增減(%)<br>VS. with Last Year | —   | —   | —   | —   | 0.00   | -4.33   |

TABLE 1. STATISTICAL INDICATORS OF INTERIOR (CONT. 1)

| 地政<br>Land Administration                       |   |  |  | 消防<br>Fire   |   |  |
|---|---|--|--|--|---|--|
| 土地第一次登記(筆)<br>Initial Land Registration (Plots) | 土地標示變更、移轉、他項權利筆數(千筆)<br>Change, Transfer & Others of Land (1,000 Plots) | 建物第一次登記(千棟)<br>Initial Building Registration (1,000 Buildings) | 建物標示變更、移轉、他項權利棟數(千棟)<br>Change, Transfer & Others of Buildings (1,000 Buildings) | 消防安全巡察列管數(家)<br>(1)<br>Supervision of Safety Installation (Houses) | 消防安全檢查件次(件次)<br>Inspection of Safety Installation (Cases) | 消防安全檢查合格率(%)<br>Qualified Cases of Inspection of Safety Installation |
| 17,420  | 4,173   | 174  | 2,066  | 141,093  | 287,416   | 90.45  |
| 19,239  | 3,889   | 172  | 1,906  | 156,209  | 311,249   | 89.35  |
| 23,262  | 3,444   | 154  | 1,759  | 163,700  | 310,730   | 90.09  |
| 23,786  | 3,329   | 108  | 1,785  | 168,270  | 303,229   | 88.97  |
| 17,538  | 3,636   | 91   | 1,847  | 172,786  | 302,257   | 88.84  |
| 12,950  | 3,898   | 94   | 1,687  | 185,003  | 327,519   | 85.37  |
| 12,446  | 3,397   | 102  | 1,706  | 192,795  | 317,605   | 86.09  |
| 9,687   | 3,674   | 111  | 1,843  | 197,984  | 335,436   | 86.86  |
| 11,872  | 3,551   | 116  | 1,755  | 207,756  | 325,367   | 86.03  |
| 162   | 280   | 8  | 146  | 204,706  | 21,476  | 85.18  |
| 687   | 319   | 10   | 147  | 205,316  | 25,745  | 84.21  |
| 6,759   | 408   | 14   | 189  | 206,654  | 26,745  | 85.01  |
| 1,284   | 310   | 12   | 158  | 207,756  | 38,549  | 85.12  |
| <b>3,526</b>                                    | <b>2,394</b>  | <b>84</b>  | <b>1,239</b>   | <b>211,593</b>   | <b>230,512</b>  | <b>85.17</b>   |
| 1,376   | 363   | 11   | 141  | 206,529  | 30,470  | 83.54  |
| 320   | 216   | 8  | 99   | 206,506  | 21,391  | 84.68  |
| 139   | 276   | 9  | 137  | 206,947  | 26,453  | 85.09  |
| 990   | 267   | 8  | 141  | 207,889  | 23,822  | 84.60  |
| 123   | 264   | 9  | 166  | 208,376  | 22,024  | 81.03  |
| 163   | 265   | 10   | 168  | 209,740  | 21,469  | 82.60  |
| 175   | 275   | 11   | 145  | 210,069  | 36,377  | 88.65  |
| 115   | 237   | 9  | 127  | 210,760  | 25,379  | 87.05  |
| 125   | 232   | 9  | 116  | 211,593  | 23,127  | 87.21  |
| 8.70  | -2.24   | -4.93  | -8.53  | 0.40   | -8.87   | 0.16   |
| -22.84  | -17.23  | 7.16   | -20.45   | 3.36   | 7.69  | 2.03   |

表1. 內政統計指標(續2完)

| 年(月)別<br>Year(Month)             | Fire Fighting                                   |  |  |  | 移民 Immigration  |  | 刑案<br>發生件數<br>(千件)<br>Offenses<br>Known<br>to Police<br>(1,000<br>Cases) | 破獲嫌<br>疑犯人數<br>(千人)<br>Offenders<br>Cleared<br>(1,000<br>Persons) |
|----------------------------------|---|--|--|--|---|--|--|---|
|                                  | 火災發生<br>次數<br>(次)<br>No. of<br>Fires<br>(Times) | 火災被<br>毀損房屋<br>(間)<br>Burn-out<br>&<br>Damaged<br>Houses<br>(Houses) | 火災<br>死傷人數<br>(人)<br>Death &<br>Injured<br>Casualties<br>(Persons) | 消防急救<br>送醫人次<br>(人次)<br>Persons<br>Rescued in<br>Emergency<br>(Person-<br>Times) | 出境人數<br>(千人次)<br>Exit<br>Persons<br>(1,000<br>Person-<br>Times) | 合法居留<br>外僑人數<br>(千人)<br>Foreign<br>Residents<br>(1,000<br>Persons) |  |   |
| 九十五年 2006                        | 4,332   | 1,489  | 596  | 537,707  | 12,161  | 428.2  | 512.8  | 229.2   |
| 九十六年 2007                        | 3,392   | 1,483  | 518  | 593,034  | 12,642  | 433.2  | 491.8  | 265.9   |
| 九十七年 2008                        | 2,886   | 1,252  | 405  | 609,506  | 12,294  | 417.4  | 453.4  | 271.2   |
| 九十八年 2009                        | 2,621   | 1,292  | 415  | 662,924  | 12,501  | 403.7  | 386.1  | 262.0   |
| 九十九年 2010                        | 2,186   | 1,278  | 391  | 749,126  | 14,909  | 418.8  | 371.9  | 269.3   |
| 一〇〇年 2011                        | 1,772   | 1,029  | 385  | 817,928  | 15,567  | 466.2  | 347.7  | 260.4   |
| 一〇一年 2012                        | 1,574   | 907  | 428  | 826,076  | 17,464  | 483.9  | 317.4  | 262.1   |
| 一〇二年 2013                        | 1,451   | 1,204  | 281  | 825,911  | 18,960  | 525.1  | 299.0  | 255.3   |
| 一〇三年 2014                        | 1,417   | 1,263  | 368  | 878,848  | 21,615  | 629.6  | 306.3  | 261.6   |
| 九月 Sept.                         | 105   | 123  | 31   | 71,942   | 1,663   | 613.4  | 24.5   | 21.6  |
| 十月 Oct.                          | 118   | 89   | 24   | 73,651   | 1,893   | 623.3  | 24.2   | 21.0  |
| 十一月 Nov.                         | 123   | 102  | 30   | 71,468   | 1,745   | 630.0  | 23.0   | 20.7  |
| 十二月 Dec.                         | 141   | 115  | 49   | 77,534   | 1,808   | 629.6  | 23.4   | 21.4  |
| <b>一〇四年 2015</b>                 | <b>1,262</b>                                    | <b>1,140</b>   | <b>766</b>   | <b>665,316</b>   | <b>17,499</b>   | <b>639.0</b>   | <b>225.7</b>   | <b>205.0</b>  |
| 一月 Jan.                          | 153   | 150  | 63   | 77,621   | 1,753   | 645.4  | 22.9   | 18.8  |
| 二月 Feb.                          | 107   | 105  | 24   | 70,665   | 1,818   | 636.0  | 30.1   | 32.4  |
| 三月 Mar.                          | 111   | 94   | 22   | 73,824   | 1,918   | 616.9  | 24.8   | 21.2  |
| 四月 Apr.                          | 143   | 104  | 33   | 71,678   | 1,984   | 623.2  | 24.1   | 21.1  |
| 五月 May                           | 136   | 75   | 22   | 74,258   | 2,040   | 625.4  | 24.3   | 21.4  |
| 六月 June                          | 138   | 103  | 522  | 78,390   | 1,987   | 621.8  | 24.5   | 21.7  |
| 七月 July                          | 152   | 128  | 21   | 73,442   | 2,088   | 614.8  | 25.0   | 22.5  |
| 八月 Aug.                          | 165   | 228  | 24   | 72,990   | 2,101   | 625.6  | 25.3   | 23.5  |
| 九月 Sept.                         | 157   | 153  | 35   | 72,448   | 1,809   | 639.0  | 24.7   | 22.4  |
| 較上月增減(%)<br>VS. with Last Month  | -4.85   | -32.89   | 45.83  | -0.74  | -13.91  | 2.14   | -2.40  | -4.40   |
| 較上年同月增減(%)<br>VS. with Last Year | 49.52   | 24.39  | 12.90  | 0.70   | 8.77  | 4.18   | 0.73   | 3.83  |

TABLE 1. STATISTICAL INDICATORS OF INTERIOR (END)

| 警政 Police Administration   |  |   |  |   |  | 營建 Construction & Planning                                       |   |  |
|--|--|---|--|---|--|--|---|--|
| 少年<br>嫌疑犯<br>人數<br>(千人)<br>Juvenile<br>Offenders<br>(1,000<br>Persons) | 機動車輛<br>筆事件數<br>(件)<br>Road<br>Traffic<br>Accidents<br>(Cases) | 機動車輛<br>肇事率<br>(件/萬輛)<br>Traffic<br>Accident<br>Rate(Cases/<br>10,000V) | 道路交通<br>事故死傷<br>人數(人)<br>Casualties<br>Caused by<br>Road Traffic<br>Accidents<br>(Persons) | 處理<br>集會遊行<br>(件)<br>No.of<br>Assembly<br>and Parade<br>(Cases) | 處理<br>經濟案件<br>(件)<br>Economic<br>Frauds<br>(Cases) | 核發建築<br>物建造執<br>照件數<br>(件)<br>Construction<br>License<br>(Cases) | 核發建築<br>物使用執<br>照件數<br>(件)<br>Usage<br>License<br>(Cases) | 核發建築<br>物拆除執<br>照件數<br>(件)<br>Demolition<br>License<br>(Cases) |
| 10.4   | 160,897  | 80.11   | 214,316  | 4,407   | 9,826  | 35,184   | 37,978  | 2,065  |
| 10.9   | 163,971  | 79.95   | 219,500  | 2,997   | 11,446   | 31,704   | 34,797  | 2,136  |
| 11.3   | 170,127  | 81.39   | 229,647  | 3,636   | 10,966   | 19,484   | 27,376  | 1,752  |
| 10.8   | 184,749  | 87.01   | 249,086  | 6,305   | 11,159   | 20,517   | 16,770  | 1,772  |
| 11.1   | 219,651  | 101.94  | 295,811  | 9,267   | 10,321   | 29,696   | 22,293  | 2,520  |
| 13.1   | 235,776  | 107.30  | 317,318  | 5,298   | 10,621   | 33,161   | 26,250  | 2,376  |
| 15.1   | 249,465  | 111.94  | 336,122  | 3,728   | 10,008   | 31,237   | 26,903  | 2,529  |
| 12.0   | 278,388  | 126.80  | 375,496  | 2,365   | 10,293   | 33,531   | 28,014  | 2,882  |
| 11.0   | 307,842  | 143.67  | 415,048  | 14,751  | 8,310  | 31,994   | 28,806  | 2,668  |
| 0.8  | 25,626   | 12.03   | 34,626   | 549   | 1,163  | 2,654  | 2,547   | 240  |
| 0.8  | 27,448   | 12.87   | 37,492   | 2,568   | 566  | 2,571  | 2,618   | 244  |
| 0.7  | 26,901   | 12.61   | 36,904   | 9,761   | 550  | 2,414  | 2,591   | 211  |
| 0.6  | 29,869   | 14.01   | 39,906   | 149   | 928  | 2,762  | 3,230   | 206  |
| <b>9.0</b>   | <b>218,208</b>   | <b>102.28</b>   | <b>290,538</b>   | <b>2,166</b>  | <b>6,457</b>                                       | <b>20,757</b>  | <b>20,802</b>   | <b>1,752</b>   |
| 0.6  | 26,392   | 12.39   | 35,161   | 223   | 411  | 2,618  | 2,313   | 199  |
| 1.5  | 20,863   | 9.79  | 27,818   | 135   | 483  | 1,911  | 2,274   | 138  |
| 0.8  | 23,468   | 11.01   | 31,396   | 206   | 1,129  | 2,293  | 2,154   | 186  |
| 0.7  | 23,343   | 10.94   | 31,323   | 163   | 664  | 2,191  | 2,186   | 185  |
| 0.8  | 23,421   | 10.97   | 30,992   | 223   | 527  | 2,526  | 2,568   | 211  |
| 0.8  | 24,824   | 11.62   | 33,259   | 308   | 1,165  | 2,484  | 2,281   | 185  |
| 1.5  | 23,629   | 11.07   | 31,467   | 308   | 577  | 2,293  | 2,683   | 230  |
| 1.5  | 23,446   | 10.99   | 30,952   | 289   | 646  | 2,265  | 1,981   | 208  |
| 0.8  | 28,822   | 13.49   | 38,170   | 311   | 855  | 2,176  | 2,362   | 210  |
| -50.46   | 22.93  | 2.51  | 23.32  | 7.61  | 32.35  | -3.93  | 19.23   | 0.96   |
| -3.82  | 12.47  | 1.46  | 10.24  | -43.35  | -26.48   | -18.01   | -7.26   | -12.50   |

表2. 村里鄰戶數暨現住人口—按月別分

| 年(月)底別                           | 土地面積<br>(平方公里)             | 鄉鎮市區數                               | 村里數          | 編組鄰數                            | 戶數               |
|----------------------------------|----------------------------|-------------------------------------|--------------|---------------------------------|------------------|
| End of Year (Month)              | Area<br>(Km <sup>2</sup> ) | Townships,<br>Cities &<br>Districts | Villages     | Organized<br>Neighbor-<br>hoods | Households       |
| 九十五年 2006                        | 36,188.0354                | 368                                 | 7,828        | 147,134                         | 7,394,758        |
| 九十六年 2007                        | 36,189.5050                | 368                                 | 7,826        | 147,342                         | 7,512,449        |
| 九十七年 2008                        | 36,189.5050                | 368                                 | 7,827        | 147,591                         | 7,655,772        |
| 九十八年 2009                        | 36,191.4667                | 368                                 | 7,834        | 147,863                         | 7,805,834        |
| 九十九年 2010                        | 36,191.4667                | 368                                 | 7,835        | 147,877                         | 7,937,024        |
| 一〇〇年 2011                        | 36,192.8155                | 368                                 | 7,835        | 147,828                         | 8,057,761        |
| 一〇一年 2012                        | 36,192.8155                | 368                                 | 7,835        | 148,358                         | 8,186,432        |
| 一〇二年 2013                        | 36,192.8155                | 368                                 | 7,839        | 148,587                         | 8,286,260        |
| 一〇三年 2014                        | 36,192.8155                | 368                                 | 7,851        | 148,640                         | 8,382,699        |
| 九月 Sept.                         | 36,192.8155                | 368                                 | 7,851        | 148,628                         | 8,372,925        |
| 十月 Oct.                          | 36,192.8155                | 368                                 | 7,851        | 148,628                         | 8,374,527        |
| 十一月 Nov.                         | 36,192.8155                | 368                                 | 7,851        | 148,628                         | 8,375,477        |
| 十二月 Dec.                         | 36,192.8155                | 368                                 | 7,851        | 148,640                         | 8,382,699        |
| <b>一〇四年 2015</b>                 | <b>36,197.0520</b>         | <b>368</b>                          | <b>7,851</b> | <b>148,384</b>                  | <b>8,459,688</b> |
| 一月 Jan.                          | 36,192.8155                | 368                                 | 7,851        | 148,640                         | 8,388,883        |
| 二月 Feb.                          | 36,192.8155                | 368                                 | 7,851        | 148,640                         | 8,393,138        |
| 三月 Mar.                          | 36,192.8155                | 368                                 | 7,851        | 148,647                         | 8,402,104        |
| 四月 Apr.                          | 36,197.0520                | 368                                 | 7,851        | 148,648                         | 8,410,079        |
| 五月 May                           | 36,197.0520                | 368                                 | 7,851        | 148,645                         | 8,419,246        |
| 六月 June                          | 36,197.0520                | 368                                 | 7,851        | 148,557                         | 8,427,075        |
| 七月 July                          | 36,197.0520                | 368                                 | 7,851        | 148,403                         | 8,433,668        |
| 八月 Aug.                          | 36,197.0520                | 368                                 | 7,851        | 148,384                         | 8,444,518        |
| 九月 Sept.                         | 36,197.0520                | 368                                 | 7,851        | 148,384                         | 8,459,688        |
| 較上月增減(%)<br>VS. with Last Month  | 0.00                       | 0.00                                | 0.00         | 0.00                            | 0.18             |
| 較上年同月增減(%)<br>VS. with Last Year | 0.01                       | 0.00                                | 0.00         | -0.03                           | 1.04             |

資料來源：本部戶政司。  
 說明：1. 96年12月，金門縣代管之烏坵鄉面積，因重測修正為1.2平方公里。2. 96年12月起，將東沙及南沙群島納入我國土地面積，並由高雄市代管。3. 98年2月嘉義縣布袋鎮填海造地，致嘉義縣面積增1.9617平方公里。4. 100年9月高雄市小港區因配合高雄港洲際貨櫃中心第一期工程計畫填築用地擴大，面積增加1.3488平方公里。5. 104年4月高雄市小港區因配合高雄港洲際貨櫃中心第二期工程計畫填築用地擴大，面積增加4.2365平方公里。

TABLE 2. NUMBER OF VILLAGES, NEIGHBORHOODS, HOUSEHOLDS AND RESIDENT POPULATION - BY MONTH

| 人口數 (人)           |                         | Population (Persons) |                   | 性比例<br>(每百女子<br>所當男子數)       | 戶量<br>(人/戶)   | 人口密度<br>(人/平方公里)   |
|-------------------|-------------------------|----------------------|-------------------|------------------------------|---|--|
| 合計                | Total                   | 男性                   | 女性                |                              |   |  |
| 人數                | 增加率                     | 男性                   | 女性                | Sex<br>Ratio<br>(Female=100) | Mean Size<br>of Households<br>(Persons/<br>Household) | Population<br>Density<br>(Persons per<br>Km <sup>2</sup> ) |
| Persons           | Increase Rate<br>(o/oo) | Male                 | Female            |                              |   |  |
| 22,876,527        | 4.66                    | 11,591,707           | 11,284,820        | 102.72                       | 3.09  | 632.16   |
| 22,958,360        | 3.58                    | 11,608,767           | 11,349,593        | 102.28                       | 3.06  | 634.39   |
| 23,037,031        | 3.43                    | 11,626,351           | 11,410,680        | 101.89                       | 3.01  | 636.57   |
| 23,119,772        | 3.59                    | 11,636,734           | 11,483,038        | 101.34                       | 2.96  | 638.82   |
| 23,162,123        | 1.83                    | 11,635,225           | 11,526,898        | 100.94                       | 2.92  | 639.99   |
| 23,224,912        | 2.71                    | 11,645,674           | 11,579,238        | 100.57                       | 2.88  | 641.70   |
| 23,315,822        | 3.91                    | 11,673,319           | 11,642,503        | 100.26                       | 2.85  | 644.21   |
| 23,373,517        | 2.47                    | 11,684,674           | 11,688,843        | 99.96                        | 2.82  | 645.81   |
| 23,433,753        | 2.58                    | 11,697,971           | 11,735,782        | 99.68                        | 2.80  | 647.47   |
| 23,410,280        | 0.26                    | 11,690,317           | 11,719,963        | 99.75                        | 2.80  | 646.82   |
| 23,417,116        | 0.29                    | 11,692,654           | 11,724,462        | 99.73                        | 2.80  | 647.01   |
| 23,424,615        | 0.32                    | 11,695,144           | 11,729,471        | 99.71                        | 2.80  | 647.22   |
| 23,433,753        | 0.39                    | 11,697,971           | 11,735,782        | 99.68                        | 2.80  | 647.47   |
| <b>23,468,748</b> | <b>1.49</b>             | <b>11,704,323</b>    | <b>11,764,425</b> | <b>99.49</b>                 | <b>2.77</b>   | <b>648.36</b>  |
| 23,440,278        | 0.28                    | 11,699,917           | 11,740,361        | 99.66                        | 2.79  | 647.65   |
| 23,445,534        | 0.22                    | 11,701,275           | 11,744,259        | 99.63                        | 2.79  | 647.80   |
| 23,449,287        | 0.16                    | 11,701,844           | 11,747,443        | 99.61                        | 2.79  | 647.90   |
| 23,452,387        | 0.13                    | 11,702,120           | 11,750,267        | 99.59                        | 2.79  | 647.91   |
| 23,456,545        | 0.18                    | 11,702,890           | 11,753,655        | 99.57                        | 2.79  | 648.02   |
| 23,461,562        | 0.21                    | 11,704,067           | 11,757,495        | 99.55                        | 2.78  | 648.16   |
| 23,461,708        | 0.01                    | 11,702,949           | 11,758,759        | 99.53                        | 2.78  | 648.17   |
| 23,465,003        | 0.14                    | 11,703,598           | 11,761,405        | 99.51                        | 2.78  | 648.26   |
| 23,468,748        | 0.16                    | 11,704,323           | 11,764,425        | 99.49                        | 2.77  | 648.36   |
| 0.02              | 0.02                    | 0.01                 | 0.03              | -0.02                        | -0.00   | 0.10   |
| 0.25              | -0.10                   | 0.12                 | 0.38              | -0.26                        | -0.02   | 1.54   |

Source: Dept. of Household Registration Affairs, MOI.  
 Note: 1. The area of Wuciou Township of Kinmen County was resurveyed and revised in Dec., 2007. 2. The total area has contained the area of Dongsha and Nansha Islands which are temporarily administered by Kaohsiung City since Dec., 2007. 3. The area of Chaiyi County increased 1.9617 square kilometers because Budai Township reclaimed land from the sea in Feb., 2009. 4. The area of Kaohsiung increased 1.3488 square kilometers because the Siaogang District reclaimed land from the sea for the area expansion of the Intercontinental Container Terminal Project-Phase 1 in the Port of Kaohsiung in Sept. 2011. 5. The area of Kaohsiung increased 4.2365 square kilometers because the Siaogang District reclaimed land from the sea for the area expansion of the Intercontinental Container Terminal Project-Phase 2 in the Port of Kaohsiung in Apr. 2015.

表3. 村里鄰戶數暨現住人口－按區域別分

| 區域別<br>Locality              | 土地面積<br>(平方公里)<br>Area<br>(Km <sup>2</sup> ) | 鄉鎮市區數<br>Townships,<br>Cities &<br>Districts | 村里數<br>Villages | 編組鄰數<br>Organized<br>Neighborhoods | 戶數<br>Households |
|------------------------------|--|--|-----------------|------------------------------------|------------------|
| 一〇四年九月底<br>End of Sep., 2015 | 36,197.0520                                  | 368  | 7,851           | 148,384                            | 8,459,688        |
| 新 北 市 New Taipei City        | 2,052.5667                                   | 29   | 1,032           | 22,296                             | 1,509,592        |
| 臺 北 市 Taipei City            | 271.7997                                     | 12   | 456             | 9,592                              | 1,043,493        |
| 桃 園 市 Taoyuan City           | 1,220.9540                                   | 13   | 495             | 11,550                             | 747,932          |
| 臺 中 市 Taichung City          | 2,214.8968                                   | 29   | 625             | 13,005                             | 925,847          |
| 臺 南 市 Tainan City            | 2,191.6531                                   | 37   | 752             | 14,703                             | 672,047          |
| 高 雄 市 Kaohsiung City         | 2,951.8524                                   | 38   | 891             | 17,346                             | 1,072,321        |
| 臺 灣 省 Taiwan Prov.           | 25,110.0037                                  | 200  | 3,541           | 58,988                             | 2,447,498        |
| 宜 蘭 縣 Yilan C.               | 2,143.6251                                   | 12   | 233             | 3,671                              | 164,738          |
| 新 竹 縣 Hsinchu C.             | 1,427.5369                                   | 13   | 191             | 3,228                              | 182,414          |
| 苗 栗 縣 Miaoli C.              | 1,820.3149                                   | 18   | 274             | 4,685                              | 184,262          |
| 彰 化 縣 Changhua C.            | 1,074.3960                                   | 26   | 589             | 9,147                              | 381,399          |
| 南 投 縣 Nantou C.              | 4,106.4360                                   | 13   | 262             | 4,271                              | 176,910          |
| 雲 林 縣 Yunlin C.              | 1,290.8326                                   | 20   | 388             | 6,423                              | 238,523          |
| 嘉 義 縣 Chiayi C.              | 1,903.6367                                   | 18   | 357             | 5,347                              | 181,995          |
| 屏 東 縣 Pingtung C.            | 2,775.6003                                   | 33   | 464             | 7,512                              | 284,314          |
| 臺 東 縣 Taitung C.             | 3,515.2526                                   | 16   | 147             | 2,710                              | 82,353           |
| 花 蓮 縣 Hualien C.             | 4,628.5714                                   | 13   | 177             | 3,656                              | 124,816          |
| 澎 湖 縣 Penghu C.              | 126.8641                                     | 6  | 96              | 1,403                              | 38,502           |
| 基 隆 市 Keelung City           | 132.7589                                     | 7  | 157             | 3,313                              | 151,231          |
| 新 竹 市 Hsinchu City           | 104.1526                                     | 3  | 122             | 2,230                              | 157,297          |
| 嘉 義 市 Chiayi City            | 60.0256                                      | 2  | 84              | 1,392                              | 98,744           |
| 福 建 省 Fuchien Prov.          | 180.4560                                     | 10   | 59              | 904                                | 40,958           |
| 金 門 縣 Kinmen C.              | 151.6560                                     | 6  | 37              | 767                                | 38,432           |
| 連 江 縣 Lienchiang C.          | 28.8000                                      | 4  | 22              | 137                                | 2,526            |
| 東 沙 群 島 Dongsha Islands      | 2.3800                                       | —  | —               | —                                  | —                |
| 南 沙 群 島 Nansha Islands       | 0.4896                                       | —  | —               | —                                  | —                |

資料來源：本部戶政司。

TABLE 3. NUMBER OF VILLAGES, NEIGHBORHOODS, HOUSEHOLDS AND RESIDENT POPULATION - BY LOCALITY

| 人 口 數 (人)<br>Population (Persons) |   | 性比例<br>(每百女子<br>所當男子數)<br>Sex<br>Ratio<br>(Female=100) | 戶 量<br>(人/戶)<br>Mean Size<br>of Households<br>(Persons/<br>Household) | 人口密度<br>(人/平方公里)<br>Population<br>Density<br>(Persons per<br>Km <sup>2</sup> ) |   |  |
|-----------------------------------|---|--|---|--|---|--|
| 合 計<br>Total                      | 占總人口比率<br>Proportion<br>of Persons<br>(%) |  |   |  | 男 性<br>Male   | 女 性<br>Female  |
| 人 數<br>Persons                    | 占總人口比率<br>Proportion<br>of Persons<br>(%) | 男 性<br>Male  | 女 性<br>Female   | 性比例<br>(每百女子<br>所當男子數)<br>Sex<br>Ratio<br>(Female=100)                         | 戶 量<br>(人/戶)<br>Mean Size<br>of Households<br>(Persons/<br>Household) | 人口密度<br>(人/平方公里)<br>Population<br>Density<br>(Persons per<br>Km <sup>2</sup> ) |
| 23,468,748                        | 100.00                                    | 11,704,323   | 11,764,425  | 99.49  | 2.77  | 648.36   |
| 3,967,483                         | 16.91                                     | 1,950,355  | 2,017,128   | 96.69  | 2.63  | 1,932.94   |
| 2,700,115                         | 11.51                                     | 1,293,595  | 1,406,520   | 91.97  | 2.59  | 9,934.21   |
| 2,096,432                         | 8.93                                      | 1,048,951  | 1,047,481   | 100.14   | 2.80  | 1,717.04   |
| 2,738,553                         | 11.67                                     | 1,354,644  | 1,383,909   | 97.89  | 2.96  | 1,236.42   |
| 1,885,037                         | 8.03                                      | 943,719  | 941,318   | 100.26   | 2.80  | 860.10   |
| 2,777,870                         | 11.84                                     | 1,381,100  | 1,396,770   | 98.88  | 2.59  | 941.06   |
| 7,158,808                         | 30.50                                     | 3,658,627  | 3,500,181   | 104.53   | 2.92  | 285.10   |
| 458,261                           | 1.95                                      | 232,404  | 225,857   | 102.90   | 2.78  | 213.78   |
| 540,605                           | 2.30                                      | 276,760  | 263,845   | 104.89   | 2.96  | 378.70   |
| 564,549                           | 2.41                                      | 290,926  | 273,623   | 106.32   | 3.06  | 310.14   |
| 1,288,295                         | 5.49                                      | 658,443  | 629,852   | 104.54   | 3.38  | 1,199.09   |
| 510,094                           | 2.17                                      | 261,732  | 248,362   | 105.38   | 2.88  | 124.22   |
| 700,437                           | 2.98                                      | 364,272  | 336,165   | 108.36   | 2.94  | 542.62   |
| 520,670                           | 2.22                                      | 271,135  | 249,535   | 108.66   | 2.86  | 273.51   |
| 842,425                           | 3.59                                      | 431,615  | 410,810   | 105.06   | 2.96  | 303.51   |
| 222,910                           | 0.95                                      | 115,469  | 107,441   | 107.47   | 2.71  | 63.41  |
| 332,026                           | 1.41                                      | 169,432  | 162,594   | 104.21   | 2.66  | 71.73  |
| 102,204                           | 0.44                                      | 52,708   | 49,496  | 106.49   | 2.65  | 805.62   |
| 372,511                           | 1.59                                      | 187,176  | 185,335   | 100.99   | 2.46  | 2,805.92   |
| 433,348                           | 1.85                                      | 214,494  | 218,854   | 98.01  | 2.75  | 4,160.70   |
| 270,473                           | 1.15                                      | 132,061  | 138,412   | 95.41  | 2.74  | 4,505.96   |
| 144,450                           | 0.62                                      | 73,332   | 71,118  | 103.11   | 3.53  | 800.47   |
| 131,905                           | 0.56                                      | 66,168   | 65,737  | 100.66   | 3.43  | 869.76   |
| 12,545                            | 0.05                                      | 7,164  | 5,381   | 133.14   | 4.97  | 435.59   |
| —                                 | —   | —  | —   | —  | —   | —  |
| —                                 | —   | —  | —   | —  | —   | —  |

Source : Dept. of Household Registration Affairs, MOI.

表4. 現住人口動態登記－按月別分

單位：人

| 年(月)別<br>Year (Month)            | 出生 Births            |                                 |         |           | 死亡 Deaths            |                                 |         |           |
|----------------------------------|----------------------|---------------------------------|---------|-----------|----------------------|---------------------------------|---------|-----------|
|                                  | 合計 Total             |                                 | 男性 Male | 女性 Female | 合計 Total             |                                 | 男性 Male | 女性 Female |
|                                  | 出生數<br>No. of Births | 粗出生率<br>Crude Birth Rate (o/oo) |         |           | 死亡數<br>No. of Deaths | 粗死亡率<br>Crude Death Rate (o/oo) |         |           |
| 九十五年 2006                        | 204,459              | 8.96                            | 106,936 | 97,523    | 135,839              | 5.95                            | 84,800  | 51,039    |
| 九十六年 2007                        | 204,414              | 8.92                            | 106,898 | 97,516    | 141,111              | 6.16                            | 87,029  | 54,082    |
| 九十七年 2008                        | 198,733              | 8.64                            | 103,937 | 94,796    | 143,624              | 6.25                            | 88,541  | 55,083    |
| 九十八年 2009                        | 191,310              | 8.29                            | 99,492  | 91,818    | 143,582              | 6.22                            | 88,088  | 55,494    |
| 九十九年 2010                        | 166,886              | 7.21                            | 87,213  | 79,673    | 145,772              | 6.30                            | 89,152  | 56,620    |
| 一〇〇年 2011                        | 196,627              | 8.48                            | 101,943 | 94,684    | 152,915              | 6.59                            | 93,810  | 59,105    |
| 一〇一年 2012                        | 229,481              | 9.86                            | 118,848 | 110,633   | 154,251              | 6.63                            | 93,618  | 60,633    |
| 一〇二年 2013                        | 199,113              | 8.53                            | 103,120 | 95,993    | 155,908              | 6.68                            | 94,505  | 61,403    |
| 一〇三年 2014                        | 210,383              | 8.99                            | 108,817 | 101,566   | 163,929              | 7.00                            | 98,733  | 65,196    |
| 九月 Sept.                         | 18,624               | 0.80                            | 9,617   | 9,007     | 13,421               | 0.57                            | 8,047   | 5,374     |
| 十月 Oct.                          | 20,027               | 0.86                            | 10,294  | 9,733     | 13,236               | 0.57                            | 7,867   | 5,369     |
| 十一月 Nov.                         | 18,109               | 0.77                            | 9,416   | 8,693     | 11,462               | 0.49                            | 7,008   | 4,454     |
| 十二月 Dec.                         | 21,153               | 0.90                            | 10,886  | 10,267    | 14,609               | 0.62                            | 8,871   | 5,738     |
| 一〇四年 2015                        | 154,041              | 6.57                            | 80,070  | 73,971    | 122,628              | 5.23                            | 73,684  | 48,944    |
| 一月 Jan.                          | 18,192               | 0.78                            | 9,527   | 8,665     | 14,310               | 0.61                            | 8,584   | 5,726     |
| 二月 Feb.                          | 14,933               | 0.64                            | 7,679   | 7,254     | 12,122               | 0.52                            | 7,312   | 4,810     |
| 三月 Mar.                          | 19,384               | 0.83                            | 10,041  | 9,343     | 16,092               | 0.69                            | 9,625   | 6,467     |
| 四月 Apr.                          | 16,586               | 0.71                            | 8,602   | 7,984     | 14,002               | 0.60                            | 8,490   | 5,512     |
| 五月 May                           | 16,271               | 0.69                            | 8,515   | 7,756     | 12,802               | 0.55                            | 7,734   | 5,068     |
| 六月 June                          | 17,203               | 0.73                            | 8,934   | 8,269     | 13,712               | 0.58                            | 8,127   | 5,585     |
| 七月 July                          | 17,530               | 0.75                            | 9,145   | 8,385     | 14,475               | 0.62                            | 8,659   | 5,816     |
| 八月 Aug.                          | 16,836               | 0.72                            | 8,813   | 8,023     | 12,586               | 0.54                            | 7,604   | 4,982     |
| 九月 Sept.                         | 17,106               | 0.73                            | 8,814   | 8,292     | 12,527               | 0.53                            | 7,549   | 4,978     |
| 較上月增減(%)<br>VS. with Last Month  | 1.60                 | 0.01                            | 0.01    | 3.35      | -0.47                | -0.00                           | -0.72   | -0.08     |
| 較上年同月增減(%)<br>VS. with Last Year | -8.15                | -0.07                           | -8.35   | -7.94     | -6.66                | -0.04                           | -6.19   | -7.37     |

資料來源：本部戶政司。

TABLE 4. MOBILITY STATUS OF RESIDENT POPULATION - BY MONTH

Unit: Persons

| 自然增加<br>Natural Increase |                             | 社會增加<br>Social Increase |                             | 總增加<br>Total Increase  |                              | 結婚<br>Marriage       |  | 離婚<br>Divorce        |   |
|--------------------------|-----------------------------|-------------------------|-----------------------------|------------------------|------------------------------|----------------------|--|----------------------|---|
| 增加數<br>No. of Increase   | 增加率<br>Increase Rate (o/oo) | 增加數<br>No. of Increase  | 增加率<br>Increase Rate (o/oo) | 增加數<br>No. of Increase | 總增加率<br>Increase Rate (o/oo) | 對數<br>(對)<br>Couples | 粗結<br>婚率<br>Crude<br>Marriage<br>Rate (o/oo) | 對數<br>(對)<br>Couples | 粗離<br>婚率<br>Crude<br>Divorce<br>Rate (o/oo) |
| 68,620                   | 3.01                        | 37,524                  | 1.64                        | 106,144                | 4.65                         | 142,669              | 6.25   | 64,540               | 2.83  |
| 63,303                   | 2.76                        | 18,530                  | 0.81                        | 81,833                 | 3.57                         | 135,041              | 5.89   | 58,518               | 2.55  |
| 55,109                   | 2.40                        | 23,562                  | 1.02                        | 78,671                 | 3.42                         | 154,866              | 6.73   | 55,995               | 2.43  |
| 47,728                   | 2.07                        | 35,013                  | 1.52                        | 82,741                 | 3.59                         | 117,099              | 5.07   | 57,223               | 2.48  |
| 21,114                   | 0.91                        | 21,237                  | 0.92                        | 42,351                 | 1.83                         | 138,819              | 6.00   | 58,115               | 2.51  |
| 43,712                   | 1.88                        | 19,077                  | 0.82                        | 62,789                 | 2.71                         | 165,327              | 7.13   | 57,008               | 2.46  |
| 75,230                   | 3.23                        | 15,680                  | 0.67                        | 90,910                 | 3.91                         | 143,384              | 6.16   | 55,980               | 2.41  |
| 43,205                   | 1.85                        | 14,490                  | 0.62                        | 57,695                 | 2.47                         | 147,636              | 6.32   | 53,604               | 2.30  |
| 46,454                   | 1.98                        | 13,782                  | 0.59                        | 60,236                 | 2.57                         | 149,287              | 6.38   | 53,190               | 2.27  |
| 5,203                    | 0.22                        | 834                     | 0.04                        | 6,037                  | 0.26                         | 13,837               | 0.59   | 4,766                | 0.20  |
| 6,791                    | 0.29                        | 45                      | 0.00                        | 6,836                  | 0.29                         | 12,828               | 0.55   | 4,568                | 0.20  |
| 6,647                    | 0.28                        | 852                     | 0.04                        | 7,499                  | 0.32                         | 10,580               | 0.45   | 3,857                | 0.16  |
| 6,544                    | 0.28                        | 2,594                   | 0.11                        | 9,138                  | 0.39                         | 16,817               | 0.72   | 4,672                | 0.20  |
| 31,413                   | 1.34                        | 3,582                   | 0.15                        | 34,995                 | 1.49                         | 106,333              | 4.53   | 39,572               | 1.69  |
| 3,882                    | 0.17                        | 2,643                   | 0.11                        | 6,525                  | 0.28                         | 16,146               | 0.69   | 4,000                | 0.17  |
| 2,811                    | 0.12                        | 2,445                   | 0.10                        | 5,256                  | 0.22                         | 10,812               | 0.46   | 3,155                | 0.13  |
| 3,292                    | 0.14                        | 461                     | 0.02                        | 3,753                  | 0.16                         | 13,395               | 0.57   | 4,916                | 0.21  |
| 2,584                    | 0.11                        | 516                     | 0.02                        | 3,100                  | 0.13                         | 9,763                | 0.42   | 4,434                | 0.19  |
| 3,469                    | 0.15                        | 689                     | 0.03                        | 4,158                  | 0.18                         | 18,379               | 0.78   | 4,451                | 0.19  |
| 3,491                    | 0.15                        | 1,526                   | 0.07                        | 5,017                  | 0.21                         | 10,714               | 0.46   | 4,732                | 0.20  |
| 3,055                    | 0.13                        | -2,909                  | -0.12                       | 146                    | 0.01                         | 11,552               | 0.49   | 5,085                | 0.22  |
| 4,250                    | 0.18                        | -955                    | -0.04                       | 3,295                  | 0.14                         | 7,239                | 0.31   | 4,510                | 0.19  |
| 4,579                    | 0.20                        | -834                    | -0.04                       | 3,745                  | 0.16                         | 8,333                | 0.36   | 4,289                | 0.18  |
| 7.74                     | 0.01                        | 12.67                   | 0.01                        | 13.66                  | 0.02                         | 15.11                | 0.05   | -4.90                | -0.01                                       |
| -11.99                   | -0.03                       | -200.00                 | -0.07                       | -37.97                 | -0.10                        | -39.78               | -0.24  | -10.01               | -0.02                                       |

Source: Dept. of Household Registration Affairs, MOI.

表4. 現住人口動態登記—按月別分(續)

單位：人

| 年(月)別<br>Year (Month)            | 出生人數按出生狀況<br>Births by Status |               |               |                                    |              |              |                                      |              |              |
|----------------------------------|-------------------------------|---------------|---------------|------------------------------------|--------------|--------------|--------------------------------------|--------------|--------------|
|                                  | 婚 生<br>Legitimate             |               |               | 非婚生—已認領<br>Illegitimate-Recognized |              |              | 非婚生—未認領<br>Illegitimate-Unrecognized |              |              |
|                                  | 合計<br>Total                   | 男性<br>Male    | 女性<br>Female  | 合計<br>Total                        | 男性<br>Male   | 女性<br>Female | 合計<br>Total                          | 男性<br>Male   | 女性<br>Female |
| 九十五年 2006                        | 195,864                       | 102,503       | 93,361        | 2,381                              | 1,232        | 1,149        | 6,179                                | 3,182        | 2,997        |
| 九十六年 2007                        | 195,375                       | 102,245       | 93,130        | 2,565                              | 1,317        | 1,248        | 6,414                                | 3,300        | 3,114        |
| 九十七年 2008                        | 190,498                       | 99,790        | 90,708        | 3,304                              | 1,671        | 1,633        | 4,891                                | 2,453        | 2,438        |
| 九十八年 2009                        | 183,801                       | 95,644        | 88,157        | 2,960                              | 1,506        | 1,454        | 4,512                                | 2,321        | 2,191        |
| 九十九年 2010                        | 159,328                       | 83,286        | 76,042        | 3,062                              | 1,617        | 1,445        | 4,470                                | 2,297        | 2,173        |
| 一〇〇年 2011                        | 189,162                       | 98,098        | 91,064        | 2,966                              | 1,538        | 1,428        | 4,486                                | 2,300        | 2,186        |
| 一〇一年 2012                        | 221,213                       | 114,511       | 106,702       | 3,273                              | 1,720        | 1,553        | 4,977                                | 2,605        | 2,372        |
| 一〇二年 2013                        | 191,137                       | 99,037        | 92,100        | 3,166                              | 1,604        | 1,562        | 4,798                                | 2,474        | 2,324        |
| 一〇三年 2014                        | 202,534                       | 104,718       | 97,816        | 2,957                              | 1,536        | 1,421        | 4,885                                | 2,560        | 2,325        |
| 九 月 Sept.                        | 17,919                        | 9,257         | 8,662         | 266                                | 126          | 140          | 438                                  | 234          | 204          |
| 十 月 Oct.                         | 19,315                        | 9,936         | 9,379         | 251                                | 130          | 121          | 461                                  | 228          | 233          |
| 十一月 Nov.                         | 17,460                        | 9,075         | 8,385         | 240                                | 127          | 113          | 409                                  | 214          | 195          |
| 十二月 Dec.                         | 20,413                        | 10,500        | 9,913         | 279                                | 138          | 141          | 460                                  | 248          | 212          |
| <b>一〇四年 2015</b>                 | <b>148,236</b>                | <b>76,993</b> | <b>71,243</b> | <b>2,112</b>                       | <b>1,112</b> | <b>1,000</b> | <b>3,687</b>                         | <b>1,962</b> | <b>1,725</b> |
| 一 月 Jan.                         | 17,524                        | 9,179         | 8,345         | 236                                | 126          | 110          | 432                                  | 222          | 210          |
| 二 月 Feb.                         | 14,411                        | 7,408         | 7,003         | 209                                | 99           | 110          | 313                                  | 172          | 141          |
| 三 月 Mar.                         | 18,654                        | 9,659         | 8,995         | 273                                | 143          | 130          | 456                                  | 238          | 218          |
| 四 月 Apr.                         | 15,948                        | 8,250         | 7,698         | 213                                | 128          | 85           | 424                                  | 224          | 200          |
| 五 月 May                          | 15,699                        | 8,214         | 7,485         | 215                                | 99           | 116          | 357                                  | 202          | 155          |
| 六 月 June                         | 16,568                        | 8,606         | 7,962         | 220                                | 114          | 106          | 414                                  | 213          | 201          |
| 七 月 July                         | 16,862                        | 8,781         | 8,081         | 228                                | 117          | 111          | 437                                  | 246          | 191          |
| 八 月 Aug.                         | 16,138                        | 8,460         | 7,678         | 271                                | 145          | 126          | 427                                  | 208          | 219          |
| 九 月 Sept.                        | 16,432                        | 8,436         | 7,996         | 247                                | 141          | 106          | 427                                  | 237          | 190          |
| 較上月增減(%)<br>VS. with Last Month  | 1.82                          | -0.28         | 4.14          | -8.86                              | -2.76        | -15.87       | 0.00                                 | 13.94        | -13.24       |
| 較上年同月增減(%)<br>VS. with Last Year | -8.30                         | -8.87         | -7.69         | -7.14                              | 11.90        | -24.29       | -2.51                                | 1.28         | -6.86        |

TABLE 4. MOBILITY STATUS OF RESIDENT POPULATION - BY MONTH (CONT.)

Unit : Persons

| 棄嬰或無依兒童<br>Abandoned or Helpless Child |            |              | 本國人與外國人結婚人數<br>Married with Foreigners |              |              | 本國人與外國人離婚人數<br>Divorced with Foreigners |              |              |
|--|------------|--------------|--|--------------|--------------|---|--------------|--------------|
| 合計<br>Total                            | 男性<br>Male | 女性<br>Female | 合計<br>Total                            | 男性<br>Male   | 女性<br>Female | 合計<br>Total                             | 男性<br>Male   | 女性<br>Female |
| 35                                     | 19         | 16           | 9,524                                  | 6,816        | 2,708        | 4,425                                   | 3,576        | 849          |
| 60                                     | 36         | 24           | 9,554                                  | 6,964        | 2,590        | 4,487                                   | 3,688        | 799          |
| 40                                     | 23         | 17           | 8,957                                  | 6,062        | 2,895        | 4,843                                   | 4,062        | 781          |
| 37                                     | 21         | 16           | 8,620                                  | 5,638        | 2,982        | 5,363                                   | 4,539        | 824          |
| 26                                     | 13         | 13           | 8,169                                  | 5,184        | 2,985        | 5,539                                   | 4,693        | 846          |
| 13                                     | 7          | 6            | 8,053                                  | 4,958        | 3,095        | 5,414                                   | 4,640        | 774          |
| 18                                     | 12         | 6            | 7,887                                  | 4,666        | 3,221        | 5,200                                   | 4,342        | 858          |
| 12                                     | 5          | 7            | 7,950                                  | 4,834        | 3,116        | 4,814                                   | 4,046        | 768          |
| 7                                      | 3          | 4            | 8,715                                  | 5,372        | 3,343        | 4,592                                   | 3,832        | 760          |
| 1                                      | —          | 1            | 700                                    | 437          | 263          | 434                                     | 363          | 71           |
| —                                      | —          | —            | 757                                    | 496          | 261          | 368                                     | 310          | 58           |
| —                                      | —          | —            | 682                                    | 411          | 271          | 323                                     | 262          | 61           |
| 1                                      | —          | 1            | 918                                    | 567          | 351          | 405                                     | 331          | 74           |
| <b>6</b>                               | <b>3</b>   | <b>3</b>     | <b>7,016</b>                           | <b>4,525</b> | <b>2,491</b> | <b>3,426</b>                            | <b>2,879</b> | <b>547</b>   |
| —                                      | —          | —            | 780                                    | 531          | 249          | 366                                     | 308          | 58           |
| —                                      | —          | —            | 672                                    | 410          | 262          | 240                                     | 202          | 38           |
| 1                                      | 1          | —            | 895                                    | 596          | 299          | 441                                     | 366          | 75           |
| 1                                      | —          | 1            | 792                                    | 532          | 260          | 417                                     | 343          | 74           |
| —                                      | —          | —            | 745                                    | 449          | 296          | 391                                     | 336          | 55           |
| 1                                      | 1          | —            | 855                                    | 554          | 301          | 397                                     | 347          | 50           |
| 3                                      | 1          | 2            | 833                                    | 553          | 280          | 438                                     | 365          | 73           |
| —                                      | —          | —            | 741                                    | 470          | 271          | 348                                     | 294          | 54           |
| —                                      | —          | —            | 703                                    | 430          | 273          | 388                                     | 318          | 70           |
| —                                      | —          | —            | -5.13                                  | -8.51        | 0.74         | 11.49                                   | 8.16         | 29.63        |
| -100.00                                | —          | -100.00      | 0.43                                   | -1.60        | 3.80         | -10.60                                  | -12.40       | -1.41        |



表5. 現住人口動態登記－按區域別分

單位：人

| 區域別<br>Locality      | 出生 Births            |                                 |         |           | 死亡 Deaths            |                                 |         |           |
|----------------------|----------------------|---------------------------------|---------|-----------|----------------------|---------------------------------|---------|-----------|
|                      | 合計 Total             |                                 | 男性 Male | 女性 Female | 合計 Total             |                                 | 男性 Male | 女性 Female |
|                      | 出生數<br>No. of Births | 粗出生率<br>Crude Birth Rate (o/oo) |         |           | 死亡數<br>No. of Deaths | 粗死亡率<br>Crude Death Rate (o/oo) |         |           |
| 一〇四年九月<br>Sep., 2015 | 17,106               | 0.73                            | 8,814   | 8,292     | 12,527               | 0.53                            | 7,549   | 4,978     |
| 新北市 New Taipei City  | 2,842                | 0.72                            | 1,438   | 1,404     | 1,637                | 0.41                            | 989     | 648       |
| 臺北市 Taipei City      | 2,303                | 0.85                            | 1,176   | 1,127     | 1,286                | 0.48                            | 744     | 542       |
| 桃園市 Taoyuan City     | 1,943                | 0.93                            | 995     | 948       | 866                  | 0.41                            | 576     | 290       |
| 臺中市 Taichung City    | 2,001                | 0.73                            | 1,039   | 962       | 1,248                | 0.46                            | 769     | 479       |
| 臺南市 Tainan City      | 1,334                | 0.71                            | 672     | 662       | 1,216                | 0.65                            | 726     | 490       |
| 高雄市 Kaohsiung City   | 1,855                | 0.67                            | 976     | 879       | 1,605                | 0.58                            | 983     | 622       |
| 臺灣省 Taiwan Prov.     | 4,715                | 0.66                            | 2,456   | 2,259     | 4,603                | 0.64                            | 2,715   | 1,888     |
| 宜蘭縣 Yilan C.         | 239                  | 0.52                            | 120     | 119       | 288                  | 0.63                            | 167     | 121       |
| 新竹縣 Hsinchu C.       | 447                  | 0.83                            | 241     | 206       | 276                  | 0.51                            | 159     | 117       |
| 苗栗縣 Miaoli C.        | 426                  | 0.75                            | 227     | 199       | 348                  | 0.62                            | 192     | 156       |
| 彰化縣 Changhua C.      | 1,032                | 0.80                            | 518     | 514       | 696                  | 0.54                            | 411     | 285       |
| 南投縣 Nantou C.        | 292                  | 0.57                            | 162     | 130       | 395                  | 0.77                            | 243     | 152       |
| 雲林縣 Yunlin C.        | 365                  | 0.52                            | 193     | 172       | 494                  | 0.71                            | 284     | 210       |
| 嘉義縣 Chiayi C.        | 249                  | 0.48                            | 139     | 110       | 432                  | 0.83                            | 253     | 179       |
| 屏東縣 Pingtung C.      | 446                  | 0.53                            | 232     | 214       | 639                  | 0.76                            | 378     | 261       |
| 臺東縣 Taitung C.       | 153                  | 0.69                            | 72      | 81        | 159                  | 0.71                            | 91      | 68        |
| 花蓮縣 Hualien C.       | 233                  | 0.70                            | 115     | 118       | 243                  | 0.73                            | 150     | 93        |
| 澎湖縣 Penghu C.        | 66                   | 0.65                            | 37      | 29        | 77                   | 0.76                            | 53      | 24        |
| 基隆市 Keelung City     | 221                  | 0.59                            | 117     | 104       | 193                  | 0.52                            | 107     | 86        |
| 新竹市 Hsinchu City     | 366                  | 0.84                            | 191     | 175       | 217                  | 0.50                            | 143     | 74        |
| 嘉義市 Chiayi City      | 180                  | 0.67                            | 92      | 88        | 146                  | 0.54                            | 84      | 62        |
| 福建省 Fuchien Prov.    | 113                  | 0.78                            | 62      | 51        | 66                   | 0.46                            | 47      | 19        |
| 金門縣 Kinmen C.        | 105                  | 0.80                            | 56      | 49        | 61                   | 0.46                            | 44      | 17        |
| 連江縣 Lienchiang C.    | 8                    | 0.64                            | 6       | 2         | 5                    | 0.40                            | 3       | 2         |

資料來源：本部戶政司。

TABLE 5. MOBILITY STATUS OF RESIDENT POPULATION - BY LOCALITY

Unit: Persons

| 自然增加<br>Natural Increase |                             | 社會增加<br>Social Increase |                             | 總增加<br>Total Increase  |                              | 結婚<br>Marriage       |                                       | 離婚<br>Divorce        |                                      |
|--------------------------|-----------------------------|-------------------------|-----------------------------|------------------------|------------------------------|----------------------|---------------------------------------|----------------------|--------------------------------------|
| 增加數<br>No. of Increase   | 增加率<br>Increase Rate (o/oo) | 增加數<br>No. of Increase  | 增加率<br>Increase Rate (o/oo) | 增加數<br>No. of Increase | 總增加率<br>Increase Rate (o/oo) | 對數<br>(對)<br>Couples | 粗結<br>婚率<br>Crude Marriage Rate(o/oo) | 對數<br>(對)<br>Couples | 粗離<br>婚率<br>Crude Divorce Rate(o/oo) |
| 4,579                    | 0.20                        | -834                    | -0.04                       | 3,745                  | 0.16                         | 8,333                | 0.36                                  | 4,289                | 0.18                                 |
| 1,205                    | 0.30                        | -255                    | -0.06                       | 950                    | 0.24                         | 1,552                | 0.39                                  | 804                  | 0.20                                 |
| 1,017                    | 0.38                        | -2,473                  | -0.92                       | -1,456                 | -0.54                        | 1,164                | 0.43                                  | 439                  | 0.16                                 |
| 1,077                    | 0.51                        | 2,378                   | 1.14                        | 3,455                  | 1.65                         | 928                  | 0.44                                  | 459                  | 0.22                                 |
| 753                      | 0.28                        | 987                     | 0.36                        | 1,740                  | 0.64                         | 926                  | 0.34                                  | 481                  | 0.18                                 |
| 118                      | 0.06                        | -160                    | -0.08                       | -42                    | -0.02                        | 596                  | 0.32                                  | 301                  | 0.16                                 |
| 250                      | 0.09                        | -328                    | -0.12                       | -78                    | -0.03                        | 922                  | 0.33                                  | 489                  | 0.18                                 |
| 112                      | 0.02                        | -1,763                  | -0.25                       | -1,651                 | -0.23                        | 2,198                | 0.31                                  | 1,296                | 0.18                                 |
| -49                      | -0.11                       | -65                     | -0.14                       | -114                   | -0.25                        | 136                  | 0.30                                  | 105                  | 0.23                                 |
| 171                      | 0.32                        | 241                     | 0.45                        | 412                    | 0.76                         | 173                  | 0.32                                  | 107                  | 0.20                                 |
| 78                       | 0.14                        | -384                    | -0.68                       | -306                   | -0.54                        | 171                  | 0.30                                  | 113                  | 0.20                                 |
| 336                      | 0.26                        | -570                    | -0.44                       | -234                   | -0.18                        | 391                  | 0.30                                  | 194                  | 0.15                                 |
| -103                     | -0.20                       | -435                    | -0.85                       | -538                   | -1.05                        | 165                  | 0.32                                  | 86                   | 0.17                                 |
| -129                     | -0.18                       | -280                    | -0.40                       | -409                   | -0.58                        | 174                  | 0.25                                  | 109                  | 0.16                                 |
| -183                     | -0.35                       | -57                     | -0.11                       | -240                   | -0.46                        | 135                  | 0.26                                  | 85                   | 0.16                                 |
| -193                     | -0.23                       | -358                    | -0.42                       | -551                   | -0.65                        | 252                  | 0.30                                  | 153                  | 0.18                                 |
| -6                       | -0.03                       | -51                     | -0.23                       | -57                    | -0.26                        | 68                   | 0.31                                  | 48                   | 0.22                                 |
| -10                      | -0.03                       | -55                     | -0.17                       | -65                    | -0.20                        | 130                  | 0.39                                  | 87                   | 0.26                                 |
| -11                      | -0.11                       | 481                     | 4.72                        | 470                    | 4.61                         | 38                   | 0.37                                  | 20                   | 0.20                                 |
| 28                       | 0.08                        | -121                    | -0.32                       | -93                    | -0.25                        | 136                  | 0.37                                  | 74                   | 0.20                                 |
| 149                      | 0.34                        | 108                     | 0.25                        | 257                    | 0.59                         | 140                  | 0.32                                  | 75                   | 0.17                                 |
| 34                       | 0.13                        | -217                    | -0.80                       | -183                   | -0.68                        | 89                   | 0.33                                  | 40                   | 0.15                                 |
| 47                       | 0.33                        | 780                     | 5.42                        | 827                    | 5.74                         | 47                   | 0.33                                  | 20                   | 0.14                                 |
| 44                       | 0.33                        | 762                     | 5.79                        | 806                    | 6.13                         | 40                   | 0.30                                  | 18                   | 0.14                                 |
| 3                        | 0.24                        | 18                      | 1.44                        | 21                     | 1.68                         | 7                    | 0.56                                  | 2                    | 0.16                                 |

Source :Dept. of Household Registration Affairs, MOI.

表5. 現住人口動態登記—按區域別分(續)

單位：人

| 區域別<br>Locality       | 出生人數按出生狀況<br>Births by Status |            |              |                                    |            |              |                                      |            |              |
|-----------------------|-------------------------------|------------|--------------|------------------------------------|------------|--------------|--------------------------------------|------------|--------------|
|                       | 婚 生<br>Legitimate             |            |              | 非婚生—已認領<br>Illegitimate-Recognized |            |              | 非婚生—未認領<br>Illegitimate-Unrecognized |            |              |
|                       | 合計<br>Total                   | 男性<br>Male | 女性<br>Female | 合計<br>Total                        | 男性<br>Male | 女性<br>Female | 合計<br>Total                          | 男性<br>Male | 女性<br>Female |
| 一〇四年九月<br>Sep., 2015  | 16,432                        | 8,436      | 7,996        | 247                                | 141        | 106          | 427                                  | 237        | 190          |
| 新 北 市 New Taipei City | 2,730                         | 1,371      | 1,359        | 36                                 | 23         | 13           | 76                                   | 44         | 32           |
| 臺 北 市 Taipei City     | 2,251                         | 1,149      | 1,102        | 20                                 | 9          | 11           | 32                                   | 18         | 14           |
| 桃 園 市 Taoyuan City    | 1,863                         | 948        | 915          | 31                                 | 17         | 14           | 49                                   | 30         | 19           |
| 臺 中 市 Taichung City   | 1,933                         | 999        | 934          | 28                                 | 18         | 10           | 40                                   | 22         | 18           |
| 臺 南 市 Tainan City     | 1,287                         | 646        | 641          | 15                                 | 6          | 9            | 32                                   | 20         | 12           |
| 高 雄 市 Kaohsiung City  | 1,759                         | 925        | 834          | 44                                 | 23         | 21           | 52                                   | 28         | 24           |
| 臺 灣 省 Taiwan Prov.    | 4,497                         | 2,337      | 2,160        | 72                                 | 44         | 28           | 146                                  | 75         | 71           |
| 宜蘭縣 Yilan C.          | 228                           | 113        | 115          | 3                                  | 2          | 1            | 8                                    | 5          | 3            |
| 新竹縣 Hsinchu C.        | 434                           | 232        | 202          | 5                                  | 3          | 2            | 8                                    | 6          | 2            |
| 苗栗縣 Miaoli C.         | 406                           | 215        | 191          | 8                                  | 6          | 2            | 12                                   | 6          | 6            |
| 彰化縣 Changhua C.       | 1,011                         | 504        | 507          | 8                                  | 6          | 2            | 13                                   | 8          | 5            |
| 南投縣 Nantou C.         | 282                           | 156        | 126          | 2                                  | 1          | 1            | 8                                    | 5          | 3            |
| 雲林縣 Yunlin C.         | 348                           | 185        | 163          | 6                                  | 4          | 2            | 11                                   | 4          | 7            |
| 嘉義縣 Chiayi C.         | 237                           | 132        | 105          | 5                                  | 4          | 1            | 7                                    | 3          | 4            |
| 屏東縣 Pingtung C.       | 416                           | 216        | 200          | 11                                 | 7          | 4            | 19                                   | 9          | 10           |
| 臺東縣 Taitung C.        | 126                           | 61         | 65           | 4                                  | 1          | 3            | 23                                   | 10         | 13           |
| 花蓮縣 Hualien C.        | 212                           | 105        | 107          | 4                                  | 4          | —            | 17                                   | 6          | 11           |
| 澎湖縣 Penghu C.         | 64                            | 36         | 28           | 1                                  | —          | 1            | 1                                    | 1          | —            |
| 基隆市 Keelung City      | 210                           | 108        | 102          | 3                                  | 1          | 2            | 8                                    | 8          | —            |
| 新竹市 Hsinchu City      | 349                           | 184        | 165          | 11                                 | 5          | 6            | 6                                    | 2          | 4            |
| 嘉義市 Chiayi City       | 174                           | 90         | 84           | 1                                  | —          | 1            | 5                                    | 2          | 3            |
| 福 建 省 Fuchien Prov.   | 112                           | 61         | 51           | 1                                  | 1          | —            | —                                    | —          | —            |
| 金門縣 Kinmen C.         | 104                           | 55         | 49           | 1                                  | 1          | —            | —                                    | —          | —            |
| 連江縣 Lienchiang C.     | 8                             | 6          | 2            | —                                  | —          | —            | —                                    | —          | —            |

TABLE 5. MOBILITY STATUS OF RESIDENT POPULATION - BY LOCALITY (CONT.)

Unit : Persons

| 棄嬰或無依兒童<br>Abandoned or Helpless Child |            |              | 本國人與外國人結婚人數<br>Married with Foreigners |            |              | 本國人與外國人離婚人數<br>Divorced with Foreigners |            |              |
|--|------------|--------------|--|------------|--------------|---|------------|--------------|
| 合計<br>Total                            | 男性<br>Male | 女性<br>Female | 合計<br>Total                            | 男性<br>Male | 女性<br>Female | 合計<br>Total                             | 男性<br>Male | 女性<br>Female |
| —                                      | —          | —            | 703                                    | 430        | 273          | 388                                     | 318        | 70           |
| —                                      | —          | —            | 128                                    | 73         | 55           | 69                                      | 54         | 15           |
| —                                      | —          | —            | 95                                     | 30         | 65           | 27                                      | 14         | 13           |
| —                                      | —          | —            | 77                                     | 60         | 17           | 48                                      | 43         | 5            |
| —                                      | —          | —            | 69                                     | 38         | 31           | 43                                      | 35         | 8            |
| —                                      | —          | —            | 58                                     | 42         | 16           | 30                                      | 24         | 6            |
| —                                      | —          | —            | 85                                     | 54         | 31           | 50                                      | 40         | 10           |
| —                                      | —          | —            | 188                                    | 131        | 57           | 121                                     | 108        | 13           |
| —                                      | —          | —            | 12                                     | 10         | 2            | 12                                      | 11         | 1            |
| —                                      | —          | —            | 14                                     | 12         | 2            | 8                                       | 7          | 1            |
| —                                      | —          | —            | 17                                     | 11         | 6            | 11                                      | 11         | —            |
| —                                      | —          | —            | 33                                     | 21         | 12           | 23                                      | 20         | 3            |
| —                                      | —          | —            | 11                                     | 8          | 3            | 10                                      | 9          | 1            |
| —                                      | —          | —            | 23                                     | 20         | 3            | 17                                      | 16         | 1            |
| —                                      | —          | —            | 10                                     | 8          | 2            | 5                                       | 5          | —            |
| —                                      | —          | —            | 15                                     | 11         | 4            | 6                                       | 4          | 2            |
| —                                      | —          | —            | 5                                      | 4          | 1            | 5                                       | 4          | 1            |
| —                                      | —          | —            | 6                                      | 3          | 3            | 8                                       | 7          | 1            |
| —                                      | —          | —            | 3                                      | 2          | 1            | 2                                       | 2          | —            |
| —                                      | —          | —            | 12                                     | 9          | 3            | 9                                       | 8          | 1            |
| —                                      | —          | —            | 14                                     | 7          | 7            | 4                                       | 3          | 1            |
| —                                      | —          | —            | 13                                     | 5          | 8            | 1                                       | 1          | —            |
| —                                      | —          | —            | 3                                      | 2          | 1            | —                                       | —          | —            |
| —                                      | —          | —            | 1                                      | —          | 1            | —                                       | —          | —            |
| —                                      | —          | —            | 2                                      | 2          | —            | —                                       | —          | —            |

表6. 現住人口動態登記年累計—按區域別分

單位：人

| 區域別<br>Locality               | 出生 Births            |                                 |         |           | 死亡 Deaths            |                                 |         |           |
|-------------------------------|----------------------|---------------------------------|---------|-----------|----------------------|---------------------------------|---------|-----------|
|                               | 合計 Total             |                                 | 男性 Male | 女性 Female | 合計 Total             |                                 | 男性 Male | 女性 Female |
|                               | 出生數<br>No. of Births | 粗出生率<br>Crude Birth Rate (o/oo) |         |           | 死亡數<br>No. of Deaths | 粗死亡率<br>Crude Death Rate (o/oo) |         |           |
| 一〇四年一至九月<br>Jan. - Sep., 2015 | 154,041              | 6.57                            | 80,070  | 73,971    | 122,628              | 5.23                            | 73,684  | 48,944    |
| 新北市 New Taipei City           | 26,430               | 6.66                            | 13,641  | 12,789    | 16,690               | 4.21                            | 10,165  | 6,525     |
| 臺北市 Taipei City               | 21,071               | 7.80                            | 10,947  | 10,124    | 12,807               | 4.74                            | 7,429   | 5,378     |
| 桃園市 Taoyuan City              | 16,008               | 7.71                            | 8,299   | 7,709     | 8,648                | 4.16                            | 5,516   | 3,132     |
| 臺中市 Taichung City             | 18,810               | 6.89                            | 9,789   | 9,021     | 12,013               | 4.40                            | 7,241   | 4,772     |
| 臺南市 Tainan City               | 11,363               | 6.03                            | 5,896   | 5,467     | 10,550               | 5.60                            | 6,190   | 4,360     |
| 高雄市 Kaohsiung City            | 16,104               | 5.80                            | 8,404   | 7,700     | 15,265               | 5.49                            | 9,213   | 6,052     |
| 臺灣省 Taiwan Prov.              | 43,134               | 6.02                            | 22,502  | 20,632    | 46,052               | 6.42                            | 27,575  | 18,477    |
| 宜蘭縣 Yilan C.                  | 2,454                | 5.35                            | 1,254   | 1,200     | 2,741                | 5.98                            | 1,624   | 1,117     |
| 新竹縣 Hsinchu C.                | 4,047                | 7.51                            | 2,099   | 1,948     | 2,668                | 4.95                            | 1,643   | 1,025     |
| 苗栗縣 Miaoli C.                 | 4,343                | 7.68                            | 2,217   | 2,126     | 3,574                | 6.32                            | 2,114   | 1,460     |
| 彰化縣 Changhua C.               | 9,437                | 7.32                            | 4,975   | 4,462     | 7,513                | 5.82                            | 4,436   | 3,077     |
| 南投縣 Nantou C.                 | 2,549                | 4.98                            | 1,319   | 1,230     | 3,627                | 7.08                            | 2,199   | 1,428     |
| 雲林縣 Yunlin C.                 | 3,604                | 5.13                            | 1,893   | 1,711     | 5,142                | 7.32                            | 3,040   | 2,102     |
| 嘉義縣 Chiayi C.                 | 2,148                | 4.11                            | 1,150   | 998       | 4,142                | 7.92                            | 2,455   | 1,687     |
| 屏東縣 Pingtung C.               | 3,851                | 4.56                            | 2,002   | 1,849     | 6,101                | 7.22                            | 3,658   | 2,443     |
| 臺東縣 Taitung C.                | 1,133                | 5.07                            | 553     | 580       | 1,813                | 8.10                            | 1,134   | 679       |
| 花蓮縣 Hualien C.                | 1,913                | 5.75                            | 990     | 923       | 2,457                | 7.38                            | 1,568   | 889       |
| 澎湖縣 Penghu C.                 | 646                  | 6.33                            | 352     | 294       | 697                  | 6.83                            | 412     | 285       |
| 基隆市 Keelung City              | 1,769                | 4.75                            | 963     | 806       | 2,128                | 5.71                            | 1,230   | 898       |
| 新竹市 Hsinchu City              | 3,605                | 8.33                            | 1,899   | 1,706     | 1,911                | 4.42                            | 1,164   | 747       |
| 嘉義市 Chiayi City               | 1,635                | 6.04                            | 836     | 799       | 1,538                | 5.68                            | 898     | 640       |
| 福建省 Fuchien Prov.             | 1,121                | 7.88                            | 592     | 529       | 603                  | 4.24                            | 355     | 248       |
| 金門縣 Kinmen C.                 | 1,006                | 7.75                            | 534     | 472       | 567                  | 4.37                            | 333     | 234       |
| 連江縣 Lienchiang C.             | 115                  | 9.18                            | 58      | 57        | 36                   | 2.87                            | 22      | 14        |

資料來源：本部戶政司。

TABLE 6. MOBILITY STATUS OF RESIDENT POPULATION OF THE YEAR - BY LOCALITY

Unit : Persons

| 自然增加<br>Natural Increase |                             | 社會增加<br>Social Increase |                             | 總增加<br>Total Increase  |                              | 結婚<br>Marriage       |                                       | 離婚<br>Divorce        |                                      |
|--------------------------|-----------------------------|-------------------------|-----------------------------|------------------------|------------------------------|----------------------|---------------------------------------|----------------------|--------------------------------------|
| 增加數<br>No. of Increase   | 增加率<br>Increase Rate (o/oo) | 增加數<br>No. of Increase  | 增加率<br>Increase Rate (o/oo) | 增加數<br>No. of Increase | 總增加率<br>Increase Rate (o/oo) | 對數<br>(對)<br>Couples | 粗結<br>婚率<br>Crude Marriage Rate(o/oo) | 對數<br>(對)<br>Couples | 粗離<br>婚率<br>Crude Divorce Rate(o/oo) |
| 31,413                   | 1.34                        | 3,582                   | 0.15                        | 34,995                 | 1.49                         | 106,333              | 4.53                                  | 39,572               | 1.69                                 |
| 9,740                    | 2.46                        | -9,075                  | -2.29                       | 665                    | 0.17                         | 19,177               | 4.83                                  | 7,141                | 1.80                                 |
| 8,264                    | 3.06                        | -10,464                 | -3.87                       | -2,200                 | -0.81                        | 13,113               | 4.85                                  | 4,091                | 1.51                                 |
| 7,360                    | 3.54                        | 30,744                  | 14.80                       | 38,104                 | 18.34                        | 10,638               | 5.12                                  | 4,145                | 2.00                                 |
| 6,797                    | 2.49                        | 11,921                  | 4.37                        | 18,718                 | 6.86                         | 13,057               | 4.78                                  | 4,707                | 1.72                                 |
| 813                      | 0.43                        | -60                     | -0.03                       | 753                    | 0.40                         | 8,013                | 4.25                                  | 2,823                | 1.50                                 |
| 839                      | 0.30                        | -1,961                  | -0.71                       | -1,122                 | -0.40                        | 12,167               | 4.38                                  | 4,675                | 1.68                                 |
| -2,918                   | -0.41                       | -21,226                 | -2.96                       | -24,144                | -3.37                        | 29,631               | 4.13                                  | 11,817               | 1.65                                 |
| -287                     | -0.63                       | -229                    | -0.50                       | -516                   | -1.13                        | 1,911                | 4.17                                  | 715                  | 1.56                                 |
| 1,379                    | 2.56                        | 1,596                   | 2.96                        | 2,975                  | 5.52                         | 2,366                | 4.39                                  | 1,001                | 1.86                                 |
| 769                      | 1.36                        | -3,352                  | -5.92                       | -2,583                 | -4.56                        | 2,564                | 4.53                                  | 973                  | 1.72                                 |
| 1,924                    | 1.49                        | -5,103                  | -3.96                       | -3,179                 | -2.46                        | 5,504                | 4.27                                  | 1,815                | 1.41                                 |
| -1,078                   | -2.10                       | -3,143                  | -6.14                       | -4,221                 | -8.24                        | 1,975                | 3.86                                  | 808                  | 1.58                                 |
| -1,538                   | -2.19                       | -3,381                  | -4.81                       | -4,919                 | -7.00                        | 2,610                | 3.71                                  | 1,059                | 1.51                                 |
| -1,994                   | -3.81                       | -2,119                  | -4.05                       | -4,113                 | -7.87                        | 1,922                | 3.68                                  | 805                  | 1.54                                 |
| -2,250                   | -2.66                       | -3,242                  | -3.84                       | -5,492                 | -6.50                        | 3,310                | 3.92                                  | 1,442                | 1.71                                 |
| -680                     | -3.04                       | -880                    | -3.93                       | -1,560                 | -6.97                        | 884                  | 3.95                                  | 442                  | 1.98                                 |
| -544                     | -1.64                       | -822                    | -2.47                       | -1,366                 | -4.11                        | 1,469                | 4.42                                  | 686                  | 2.06                                 |
| -51                      | -0.50                       | 497                     | 4.87                        | 446                    | 4.37                         | 428                  | 4.20                                  | 178                  | 1.75                                 |
| -359                     | -0.96                       | -207                    | -0.56                       | -566                   | -1.52                        | 1,628                | 4.37                                  | 692                  | 1.86                                 |
| 1,694                    | 3.92                        | -334                    | -0.77                       | 1,360                  | 3.14                         | 1,973                | 4.56                                  | 757                  | 1.75                                 |
| 97                       | 0.36                        | -507                    | -1.87                       | -410                   | -1.51                        | 1,087                | 4.02                                  | 444                  | 1.64                                 |
| 518                      | 3.64                        | 3,703                   | 26.02                       | 4,221                  | 29.65                        | 537                  | 3.77                                  | 173                  | 1.22                                 |
| 439                      | 3.38                        | 3,743                   | 28.83                       | 4,182                  | 32.22                        | 489                  | 3.77                                  | 154                  | 1.19                                 |
| 79                       | 6.31                        | -40                     | -3.19                       | 39                     | 3.11                         | 48                   | 3.83                                  | 19                   | 1.52                                 |

Source :Dept. of Household Registration Affairs, MOI.

表6. 現住人口動態登記年累計—按區域別分(續)

單位：人

| 區域別<br>Locality               | 出生人數按出生狀況<br>Births by Status |            |              |                                    |            |              |                                      |            |              |
|-------------------------------|-------------------------------|------------|--------------|------------------------------------|------------|--------------|--------------------------------------|------------|--------------|
|                               | 婚 生<br>Legitimate             |            |              | 非婚生—已認領<br>Illegitimate-Recognized |            |              | 非婚生—未認領<br>Illegitimate-Unrecognized |            |              |
|                               | 合計<br>Total                   | 男性<br>Male | 女性<br>Female | 合計<br>Total                        | 男性<br>Male | 女性<br>Female | 合計<br>Total                          | 男性<br>Male | 女性<br>Female |
| 一〇四年一至九月<br>Jan. - Sep., 2015 | 148,236                       | 76,993     | 71,243       | 2,112                              | 1,112      | 1,000        | 3,687                                | 1,962      | 1,725        |
| 新 北 市 New Taipei City         | 25,440                        | 13,117     | 12,323       | 361                                | 180        | 181          | 626                                  | 341        | 285          |
| 臺 北 市 Taipei City             | 20,564                        | 10,674     | 9,890        | 209                                | 111        | 98           | 297                                  | 162        | 135          |
| 桃 園 市 Taoyuan City            | 15,315                        | 7,929      | 7,386        | 255                                | 136        | 119          | 438                                  | 234        | 204          |
| 臺 中 市 Taichung City           | 18,133                        | 9,420      | 8,713        | 258                                | 137        | 121          | 419                                  | 232        | 187          |
| 臺 南 市 Tainan City             | 10,997                        | 5,725      | 5,272        | 143                                | 63         | 80           | 223                                  | 108        | 115          |
| 高 雄 市 Kaohsiung City          | 15,433                        | 8,044      | 7,389        | 270                                | 139        | 131          | 400                                  | 221        | 179          |
| 臺 灣 省 Taiwan Prov.            | 41,255                        | 21,503     | 19,752       | 603                                | 341        | 262          | 1,275                                | 658        | 617          |
| 宜蘭縣 Yilan C.                  | 2,359                         | 1,208      | 1,151        | 25                                 | 12         | 13           | 70                                   | 34         | 36           |
| 新竹縣 Hsinchu C.                | 3,914                         | 2,031      | 1,883        | 51                                 | 24         | 27           | 82                                   | 44         | 38           |
| 苗栗縣 Miaoli C.                 | 4,186                         | 2,136      | 2,050        | 52                                 | 27         | 25           | 105                                  | 54         | 51           |
| 彰化縣 Changhua C.               | 9,184                         | 4,827      | 4,357        | 95                                 | 64         | 31           | 158                                  | 84         | 74           |
| 南投縣 Nantou C.                 | 2,430                         | 1,251      | 1,179        | 40                                 | 25         | 15           | 79                                   | 43         | 36           |
| 雲林縣 Yunlin C.                 | 3,458                         | 1,810      | 1,648        | 60                                 | 38         | 22           | 86                                   | 45         | 41           |
| 嘉義縣 Chiayi C.                 | 2,050                         | 1,094      | 956          | 33                                 | 21         | 12           | 65                                   | 35         | 30           |
| 屏東縣 Pingtung C.               | 3,599                         | 1,875      | 1,724        | 77                                 | 47         | 30           | 174                                  | 80         | 94           |
| 臺東縣 Taitung C.                | 993                           | 495        | 498          | 23                                 | 10         | 13           | 117                                  | 48         | 69           |
| 花蓮縣 Hualien C.                | 1,714                         | 880        | 834          | 46                                 | 28         | 18           | 153                                  | 82         | 71           |
| 澎湖縣 Penghu C.                 | 623                           | 338        | 285          | 8                                  | 4          | 4            | 15                                   | 10         | 5            |
| 基隆市 Keelung City              | 1,668                         | 903        | 765          | 34                                 | 17         | 17           | 67                                   | 43         | 24           |
| 新竹市 Hsinchu City              | 3,505                         | 1,850      | 1,655        | 37                                 | 15         | 22           | 63                                   | 34         | 29           |
| 嘉義市 Chiayi City               | 1,572                         | 805        | 767          | 22                                 | 9          | 13           | 41                                   | 22         | 19           |
| 福 建 省 Fuchien Prov.           | 1,099                         | 581        | 518          | 13                                 | 5          | 8            | 9                                    | 6          | 3            |
| 金門縣 Kinmen C.                 | 984                           | 523        | 461          | 13                                 | 5          | 8            | 9                                    | 6          | 3            |
| 連江縣 Lienchiang C.             | 115                           | 58         | 57           | —                                  | —          | —            | —                                    | —          | —            |

TABLE 6. MOBILITY STATUS OF RESIDENT POPULATION OF THE YEAR - BY LOCALITY (CONT.)

Unit : Persons

| 棄嬰或無依兒童<br>Abandoned or Helpless Child |            |              | 本國人與外國人結婚人數<br>Married with Foreigners |            |              | 本國人與外國人離婚人數<br>Divorced with Foreigners |            |              |
|--|------------|--------------|--|------------|--------------|---|------------|--------------|
| 合計<br>Total                            | 男性<br>Male | 女性<br>Female | 合計<br>Total                            | 男性<br>Male | 女性<br>Female | 合計<br>Total                             | 男性<br>Male | 女性<br>Female |
| 6                                      | 3          | 3            | 7,016                                  | 4,525      | 2,491        | 3,426                                   | 2,879      | 547          |
| 3                                      | 3          | —            | 1,359                                  | 837        | 522          | 609                                     | 484        | 125          |
| 1                                      | —          | 1            | 961                                    | 394        | 567          | 297                                     | 174        | 123          |
| —                                      | —          | —            | 763                                    | 562        | 201          | 385                                     | 332        | 53           |
| —                                      | —          | —            | 704                                    | 443        | 261          | 344                                     | 286        | 58           |
| —                                      | —          | —            | 458                                    | 313        | 145          | 231                                     | 194        | 37           |
| 1                                      | —          | 1            | 732                                    | 480        | 252          | 369                                     | 317        | 52           |
| 1                                      | —          | 1            | 2,017                                  | 1,478      | 539          | 1,179                                   | 1,080      | 99           |
| —                                      | —          | —            | 122                                    | 83         | 39           | 54                                      | 52         | 2            |
| —                                      | —          | —            | 181                                    | 135        | 46           | 118                                     | 112        | 6            |
| —                                      | —          | —            | 196                                    | 147        | 49           | 100                                     | 93         | 7            |
| —                                      | —          | —            | 334                                    | 247        | 87           | 195                                     | 181        | 14           |
| —                                      | —          | —            | 145                                    | 112        | 33           | 91                                      | 81         | 10           |
| —                                      | —          | —            | 205                                    | 173        | 32           | 116                                     | 109        | 7            |
| —                                      | —          | —            | 132                                    | 109        | 23           | 108                                     | 103        | 5            |
| 1                                      | —          | 1            | 241                                    | 185        | 56           | 141                                     | 128        | 13           |
| —                                      | —          | —            | 47                                     | 36         | 11           | 33                                      | 28         | 5            |
| —                                      | —          | —            | 62                                     | 35         | 27           | 45                                      | 35         | 10           |
| —                                      | —          | —            | 27                                     | 22         | 5            | 18                                      | 17         | 1            |
| —                                      | —          | —            | 125                                    | 85         | 40           | 64                                      | 55         | 9            |
| —                                      | —          | —            | 134                                    | 73         | 61           | 62                                      | 56         | 6            |
| —                                      | —          | —            | 66                                     | 36         | 30           | 34                                      | 30         | 4            |
| —                                      | —          | —            | 22                                     | 18         | 4            | 12                                      | 12         | —            |
| —                                      | —          | —            | 18                                     | 14         | 4            | 10                                      | 10         | —            |
| —                                      | —          | —            | 4                                      | 4          | —            | 2                                       | 2          | —            |

表7. 結婚及離婚登記—按國籍及月別分

單位：人

| 年(月)別<br>Year (Month)            | 結 婚            |                |                 |               |
|----------------------------------|----------------|----------------|-----------------|---------------|
|                                  | 合 計<br>Total   |                | 本 國 人<br>R.O.C. |               |
|                                  | 男<br>Male      | 女<br>Female    | 男<br>Male       | 女<br>Female   |
| 九十五年 2006                        | 142,669        | 142,669        | 139,455         | 121,953       |
| 九十六年 2007                        | 135,041        | 135,041        | 131,900         | 113,482       |
| 九十七年 2008                        | 154,866        | 154,866        | 151,350         | 136,653       |
| 九十八年 2009                        | 117,099        | 117,099        | 113,426         | 98,858        |
| 九十九年 2010                        | 138,819        | 138,819        | 135,027         | 121,110       |
| 一〇〇年 2011                        | 165,327        | 165,327        | 161,237         | 147,901       |
| 一〇一年 2012                        | 143,384        | 143,384        | 139,047         | 127,121       |
| 一〇二年 2013                        | 147,636        | 147,636        | 143,446         | 132,334       |
| 一〇三年 2014                        | 149,287        | 149,287        | 144,766         | 134,107       |
| 九 月 Sept.                        | 13,837         | 13,837         | 13,458          | 12,457        |
| 十 月 Oct.                         | 12,828         | 12,828         | 12,456          | 11,523        |
| 十一月 Nov.                         | 10,580         | 10,580         | 10,208          | 9,427         |
| 十二月 Dec.                         | 16,817         | 16,817         | 16,339          | 15,380        |
| <b>一〇四年 2015</b>                 | <b>106,333</b> | <b>106,333</b> | <b>102,905</b>  | <b>95,015</b> |
| 一 月 Jan.                         | 16,146         | 16,146         | 15,808          | 14,849        |
| 二 月 Feb.                         | 10,812         | 10,812         | 10,464          | 9,440         |
| 三 月 Mar.                         | 13,395         | 13,395         | 12,974          | 12,043        |
| 四 月 Apr.                         | 9,763          | 9,763          | 9,406           | 8,520         |
| 五 月 May                          | 18,379         | 18,379         | 17,976          | 17,213        |
| 六 月 June                         | 10,714         | 10,714         | 10,326          | 9,434         |
| 七 月 July                         | 11,552         | 11,552         | 11,140          | 10,267        |
| 八 月 Aug.                         | 7,239          | 7,239          | 6,865           | 6,058         |
| 九 月 Sept.                        | 8,333          | 8,333          | 7,946           | 7,191         |
| 較上月增減(%)<br>VS. with Last Month  | 15.11          | 15.11          | 15.75           | 18.70         |
| 較上年同月增減(%)<br>VS. with Last Year | -69.89         | -69.89         | -70.48          | -71.14        |

資料來源：本部戶政司。  
說 明：本國人含華僑。

TABLE 7. MARRIAGE AND DIVORCE REGISTRATIONS  
- BY NATIONALITY AND MONTH

Unit : Persons

| Marriage         |              |                    |             |                  |              |                |             |
|------------------|--------------|--------------------|-------------|------------------|--------------|----------------|-------------|
| 大陸地區<br>Mainland |              | 港澳<br>H.K. & Macao |             | 東南亞<br>S.E. Asia |              | 其他國家<br>Others |             |
| 男<br>Male        | 女<br>Female  | 男<br>Male          | 女<br>Female | 男<br>Male        | 女<br>Female  | 男<br>Male      | 女<br>Female |
| 323              | 13,641       | 183                | 259         | 579              | 6,371        | 2,129          | 445         |
| 371              | 14,350       | 180                | 245         | 452              | 6,500        | 2,138          | 464         |
| 371              | 11,903       | 250                | 248         | 468              | 5,541        | 2,427          | 521         |
| 452              | 12,344       | 239                | 259         | 502              | 5,194        | 2,480          | 444         |
| 562              | 12,245       | 245                | 280         | 549              | 4,663        | 2,436          | 521         |
| 686              | 12,114       | 309                | 354         | 520              | 4,367        | 2,575          | 591         |
| 766              | 11,268       | 350                | 329         | 664              | 4,120        | 2,557          | 546         |
| 738              | 10,091       | 336                | 377         | 616              | 4,207        | 2,500          | 627         |
| 727              | 9,317        | 451                | 491         | 706              | 4,760        | 2,637          | 612         |
| 75               | 888          | 41                 | 55          | 61               | 391          | 202            | 46          |
| 71               | 782          | 40                 | 27          | 53               | 434          | 208            | 62          |
| 69               | 710          | 32                 | 32          | 63               | 369          | 208            | 42          |
| 66               | 817          | 61                 | 53          | 80               | 502          | 271            | 65          |
| <b>560</b>       | <b>6,340</b> | <b>377</b>         | <b>453</b>  | <b>555</b>       | <b>4,063</b> | <b>1,936</b>   | <b>462</b>  |
| 62               | 719          | 27                 | 47          | 47               | 484          | 202            | 47          |
| 55               | 925          | 31                 | 37          | 59               | 353          | 203            | 57          |
| 76               | 692          | 46                 | 64          | 67               | 530          | 232            | 66          |
| 55               | 667          | 42                 | 44          | 56               | 484          | 204            | 48          |
| 51               | 659          | 56                 | 58          | 75               | 400          | 221            | 49          |
| 49               | 678          | 38                 | 48          | 72               | 500          | 229            | 54          |
| 82               | 664          | 50                 | 68          | 68               | 495          | 212            | 58          |
| 68               | 671          | 35                 | 40          | 46               | 424          | 225            | 46          |
| 62               | 665          | 52                 | 47          | 65               | 393          | 208            | 37          |
| -8.82            | -0.89        | 48.57              | 17.50       | 41.30            | -7.31        | -7.56          | -19.57      |
| -58.67           | -62.56       | -36.59             | -57.27      | -46.72           | -49.74       | -48.51         | -59.78      |

Source : Dept. of Household Registration Affairs, MOI.  
Note : R.O.C. Residents include Overseas Chinese.

表7. 結婚及離婚登記—按國籍及月別分(續)

單位：人

| 年(月)別<br>Year (Month)            | 離 婚           |               |                 |               |
|----------------------------------|---------------|---------------|-----------------|---------------|
|                                  | 合 計<br>Total  |               | 本 國 人<br>R.O.C. |               |
|                                  | 男<br>Male     | 女<br>Female   | 男<br>Male       | 女<br>Female   |
| 九十五年 2006                        | 64,540        | 64,540        | 63,259          | 54,231        |
| 九十六年 2007                        | 58,518        | 58,518        | 57,358          | 48,588        |
| 九十七年 2008                        | 55,995        | 55,995        | 54,873          | 45,696        |
| 九十八年 2009                        | 57,223        | 57,223        | 55,998          | 45,291        |
| 九十九年 2010                        | 58,115        | 58,115        | 56,800          | 44,197        |
| 一〇〇年 2011                        | 57,008        | 57,008        | 55,826          | 44,036        |
| 一〇一年 2012                        | 55,980        | 55,980        | 54,758          | 43,767        |
| 一〇二年 2013                        | 53,604        | 53,604        | 52,499          | 42,618        |
| 一〇三年 2014                        | 53,190        | 53,190        | 52,093          | 42,805        |
| 九 月 Sept.                        | 4,766         | 4,766         | 4,676           | 3,810         |
| 十 月 Oct.                         | 4,568         | 4,568         | 4,486           | 3,708         |
| 十一月 Nov.                         | 3,857         | 3,857         | 3,779           | 3,158         |
| 十二月 Dec.                         | 4,672         | 4,672         | 4,560           | 3,779         |
| <b>一〇四年 2015</b>                 | <b>39,572</b> | <b>39,572</b> | <b>38,768</b>   | <b>32,062</b> |
| 一 月 Jan.                         | 4,000         | 4,000         | 3,913           | 3,186         |
| 二 月 Feb.                         | 3,155         | 3,155         | 3,096           | 2,586         |
| 三 月 Mar.                         | 4,916         | 4,916         | 4,813           | 4,004         |
| 四 月 Apr.                         | 4,434         | 4,434         | 4,327           | 3,524         |
| 五 月 May                          | 4,451         | 4,451         | 4,366           | 3,582         |
| 六 月 June                         | 4,732         | 4,732         | 4,651           | 3,822         |
| 七 月 July                         | 5,085         | 5,085         | 4,984           | 4,183         |
| 八 月 Aug.                         | 4,510         | 4,510         | 4,426           | 3,675         |
| 九 月 Sept.                        | 4,289         | 4,289         | 4,192           | 3,500         |
| 較上月增減(%)<br>VS. with Last Month  | -4.90         | -4.90         | -5.29           | -4.76         |
| 較上年同月增減(%)<br>VS. with Last Year | -55.00        | -55.00        | -55.18          | -54.07        |

TABLE 7. MARRIAGE AND DIVORCE REGISTRATIONS  
- BY NATIONALITY AND MONTH (CONT.)

Unit : Persons

| Divorce          |              |                    |             |                  |              |                |             |
|------------------|--------------|--------------------|-------------|------------------|--------------|----------------|-------------|
| 大陸地區<br>Mainland |              | 港澳<br>H.K. & Macao |             | 東南亞<br>S.E. Asia |              | 其他國家<br>Others |             |
| 男<br>Male        | 女<br>Female  | 男<br>Male          | 女<br>Female | 男<br>Male        | 女<br>Female  | 男<br>Male      | 女<br>Female |
| 366              | 6,691        | 66                 | 42          | 279              | 3,458        | 570            | 118         |
| 304              | 6,190        | 57                 | 52          | 276              | 3,568        | 523            | 120         |
| 291              | 6,191        | 50                 | 46          | 233              | 3,946        | 548            | 116         |
| 331              | 7,341        | 70                 | 52          | 221              | 4,411        | 603            | 128         |
| 425              | 9,167        | 44                 | 58          | 208              | 4,547        | 638            | 146         |
| 358              | 8,270        | 50                 | 62          | 217              | 4,506        | 557            | 134         |
| 295              | 7,815        | 69                 | 56          | 212              | 4,216        | 646            | 126         |
| 278              | 6,866        | 59                 | 74          | 193              | 3,929        | 575            | 117         |
| 276              | 6,459        | 61                 | 94          | 178              | 3,686        | 582            | 146         |
| 13               | 584          | 6                  | 9           | 18               | 342          | 53             | 21          |
| 21               | 543          | 3                  | 7           | 9                | 297          | 49             | 13          |
| 14               | 431          | 3                  | 6           | 20               | 256          | 41             | 6           |
| 28               | 551          | 10                 | 11          | 15               | 317          | 59             | 14          |
| <b>198</b>       | <b>4,577</b> | <b>59</b>          | <b>54</b>   | <b>140</b>       | <b>2,789</b> | <b>407</b>     | <b>90</b>   |
| 24               | 500          | 5                  | 6           | 19               | 302          | 39             | 6           |
| 16               | 364          | 5                  | 3           | 9                | 193          | 29             | 9           |
| 24               | 541          | 4                  | 5           | 20               | 356          | 55             | 10          |
| 25               | 559          | 8                  | 8           | 16               | 330          | 58             | 13          |
| 22               | 529          | 8                  | 4           | 13               | 318          | 42             | 18          |
| 19               | 558          | 12                 | 5           | 12               | 339          | 38             | 8           |
| 22               | 530          | 6                  | 7           | 17               | 351          | 56             | 14          |
| 25               | 531          | 5                  | 10          | 18               | 287          | 36             | 7           |
| 21               | 465          | 6                  | 6           | 16               | 313          | 54             | 5           |
| -16.00           | -12.43       | 20.00              | -40.00      | -11.11           | 9.06         | 50.00          | -28.57      |
| -29.55           | -60.19       | -50.00             | -66.67      | -55.56           | -54.24       | -49.06         | -88.10      |

表8. 結婚及離婚登記年累計—按國籍及區域別分

單位：人

| 區域別<br>Locality               | 結 婚          |             |                 |             |
|-------------------------------|--------------|-------------|-----------------|-------------|
|                               | 合 計<br>Total |             | 本 國 人<br>R.O.C. |             |
|                               | 男<br>Male    | 女<br>Female | 男<br>Male       | 女<br>Female |
| 一〇四年一至九月<br>Jan. - Sep., 2015 | 106,333      | 106,333     | 102,905         | 95,015      |
| 新 北 市 New Taipei City         | 19,177       | 19,177      | 18,430          | 16,912      |
| 臺 北 市 Taipei City             | 13,113       | 13,113      | 12,359          | 11,780      |
| 桃 園 市 Taoyuan City            | 10,638       | 10,638      | 10,339          | 9,375       |
| 臺 中 市 Taichung City           | 13,057       | 13,057      | 12,708          | 11,867      |
| 臺 南 市 Tainan City             | 8,013        | 8,013       | 7,816           | 7,253       |
| 高 雄 市 Kaohsiung City          | 12,167       | 12,167      | 11,829          | 11,024      |
| 臺 灣 省 Taiwan Prov.            | 29,631       | 29,631      | 28,904          | 26,371      |
| 宜蘭縣 Yilan C.                  | 1,911        | 1,911       | 1,865           | 1,713       |
| 新竹縣 Hsinchu C.                | 2,366        | 2,366       | 2,301           | 2,104       |
| 苗栗縣 Miaoli C.                 | 2,564        | 2,564       | 2,502           | 2,214       |
| 彰化縣 Changhua C.               | 5,504        | 5,504       | 5,387           | 4,976       |
| 南投縣 Nantou C.                 | 1,975        | 1,975       | 1,931           | 1,738       |
| 雲林縣 Yunlin C.                 | 2,610        | 2,610       | 2,562           | 2,224       |
| 嘉義縣 Chiayi C.                 | 1,922        | 1,922       | 1,890           | 1,676       |
| 屏東縣 Pingtung C.               | 3,310        | 3,310       | 3,232           | 2,961       |
| 臺東縣 Taitung C.                | 884          | 884         | 869             | 809         |
| 花蓮縣 Hualien C.                | 1,469        | 1,469       | 1,427           | 1,360       |
| 澎湖縣 Penghu C.                 | 428          | 428         | 422             | 385         |
| 基隆市 Keelung City              | 1,628        | 1,628       | 1,571           | 1,443       |
| 新竹市 Hsinchu City              | 1,973        | 1,973       | 1,898           | 1,798       |
| 嘉義市 Chiayi City               | 1,087        | 1,087       | 1,047           | 970         |
| 福 建 省 Fuchien Prov.           | 537          | 537         | 520             | 433         |
| 金 門 縣 Kinmen C.               | 489          | 489         | 473             | 399         |
| 連 江 縣 Lienchiang C.           | 48           | 48          | 47              | 34          |

資料來源：本部戶政司。  
說 明：本國人含華僑。

TABLE 8. MARRIAGE AND DIVORCE REGISTRATIONS OF THE YEAR  
- BY NATIONALITY AND LOCALITY

Unit : Persons

| Marriage         |             |                    |             |                  |             |                |             |
|------------------|-------------|--------------------|-------------|------------------|-------------|----------------|-------------|
| 大陸地區<br>Mainland |             | 港澳<br>H.K. & Macao |             | 東南亞<br>S.E. Asia |             | 其他國家<br>Others |             |
| 男<br>Male        | 女<br>Female | 男<br>Male          | 女<br>Female | 男<br>Male        | 女<br>Female | 男<br>Male      | 女<br>Female |
| 560              | 6,340       | 377                | 453         | 555              | 4,063       | 1,936          | 462         |
| 124              | 1,314       | 101                | 114         | 114              | 737         | 408            | 100         |
| 111              | 858         | 76                 | 81          | 84               | 257         | 483            | 137         |
| 69               | 656         | 29                 | 45          | 73               | 528         | 128            | 34          |
| 54               | 708         | 34                 | 39          | 56               | 401         | 205            | 42          |
| 32               | 423         | 20                 | 24          | 30               | 295         | 115            | 18          |
| 47               | 618         | 39                 | 45          | 52               | 433         | 200            | 47          |
| 111              | 1,678       | 77                 | 104         | 146              | 1,396       | 393            | 82          |
| 6                | 104         | 1                  | 11          | 9                | 77          | 30             | 6           |
| 14               | 120         | 5                  | 7           | 12               | 129         | 34             | 6           |
| 10               | 196         | 3                  | 7           | 21               | 139         | 28             | 8           |
| 16               | 263         | 14                 | 18          | 35               | 234         | 52             | 13          |
| 7                | 116         | 4                  | 9           | 7                | 111         | 26             | 1           |
| 7                | 203         | 9                  | 10          | 12               | 166         | 20             | 7           |
| 6                | 132         | 3                  | 5           | 7                | 106         | 16             | 3           |
| 13               | 153         | 9                  | 11          | 12               | 171         | 44             | 14          |
| 3                | 37          | 1                  | 2           | 3                | 35          | 8              | 1           |
| 6                | 71          | 9                  | 3           | 5                | 33          | 22             | 2           |
| —                | 20          | 1                  | 1           | —                | 21          | 5              | 1           |
| 9                | 91          | 8                  | 9           | 4                | 73          | 36             | 12          |
| 7                | 94          | 7                  | 8           | 9                | 68          | 52             | 5           |
| 7                | 78          | 3                  | 3           | 10               | 33          | 20             | 3           |
| 12               | 85          | 1                  | 1           | —                | 16          | 4              | 2           |
| 11               | 75          | 1                  | 1           | —                | 12          | 4              | 2           |
| 1                | 10          | —                  | —           | —                | 4           | —              | —           |

Source : Dept. of Household Registration Affairs, MOI.  
Note : R.O.C. Residents include Overseas Chinese.

表8. 結婚及離婚登記年累計—按國籍及區域別分(續)

單位：人

| 區域別<br>Locality               | 離 婚          |             |                 |             |
|-------------------------------|--------------|-------------|-----------------|-------------|
|                               | 合 計<br>Total |             | 本 國 人<br>R.O.C. |             |
|                               | 男<br>Male    | 女<br>Female | 男<br>Male       | 女<br>Female |
| 一〇四年一至九月<br>Jan. - Sep., 2015 | 39,572       | 39,572      | 38,768          | 32,062      |
| 新 北 市 New Taipei City         | 7,141        | 7,141       | 6,952           | 5,801       |
| 臺 北 市 Taipei City             | 4,091        | 4,091       | 3,918           | 3,406       |
| 桃 園 市 Taoyuan City            | 4,145        | 4,145       | 4,067           | 3,309       |
| 臺 中 市 Taichung City           | 4,707        | 4,707       | 4,620           | 3,917       |
| 臺 南 市 Tainan City             | 2,823        | 2,823       | 2,771           | 2,374       |
| 高 雄 市 Kaohsiung City          | 4,675        | 4,675       | 4,593           | 3,757       |
| 臺 灣 省 Taiwan Prov.            | 11,817       | 11,817      | 11,675          | 9,380       |
| 宜蘭縣 Yilan C.                  | 715          | 715         | 711             | 594         |
| 新竹縣 Hsinchu C.                | 1,001        | 1,001       | 993             | 775         |
| 苗栗縣 Miaoli C.                 | 973          | 973         | 961             | 745         |
| 彰化縣 Changhua C.               | 1,815        | 1,815       | 1,796           | 1,456       |
| 南投縣 Nantou C.                 | 808          | 808         | 797             | 622         |
| 雲林縣 Yunlin C.                 | 1,059        | 1,059       | 1,051           | 790         |
| 嘉義縣 Chiayi C.                 | 805          | 805         | 794             | 591         |
| 屏東縣 Pingtung C.               | 1,442        | 1,442       | 1,424           | 1,170       |
| 臺東縣 Taitung C.                | 442          | 442         | 436             | 375         |
| 花蓮縣 Hualien C.                | 686          | 686         | 670             | 585         |
| 澎湖縣 Penghu C.                 | 178          | 178         | 177             | 142         |
| 基隆市 Keelung City              | 692          | 692         | 681             | 544         |
| 新竹市 Hsinchu City              | 757          | 757         | 747             | 625         |
| 嘉義市 Chiayi City               | 444          | 444         | 437             | 366         |
| 福 建 省 Fuchien Prov.           | 173          | 173         | 172             | 118         |
| 金門縣 Kinmen C.                 | 154          | 154         | 153             | 103         |
| 連江縣 Lienchiang C.             | 19           | 19          | 19              | 15          |

TABLE 8. MARRIAGE AND DIVORCE REGISTRATIONS OF THE YEAR  
- BY NATIONALITY AND LOCALITY (CONT.)

Unit : Persons

| Divorce          |             |                    |             |                  |             |                |             |
|------------------|-------------|--------------------|-------------|------------------|-------------|----------------|-------------|
| 大陸地區<br>Mainland |             | 港澳<br>H.K. & Macao |             | 東南亞<br>S.E. Asia |             | 其他國家<br>Others |             |
| 男<br>Male        | 女<br>Female | 男<br>Male          | 女<br>Female | 男<br>Male        | 女<br>Female | 男<br>Male      | 女<br>Female |
| 198              | 4,577       | 59                 | 54          | 140              | 2,789       | 407            | 90          |
| 48               | 841         | 16                 | 15          | 31               | 461         | 94             | 23          |
| 36               | 504         | 14                 | 7           | 20               | 145         | 103            | 29          |
| 20               | 496         | 5                  | 8           | 23               | 329         | 30             | 3           |
| 20               | 502         | 9                  | 2           | 22               | 280         | 36             | 6           |
| 14               | 253         | 1                  | 2           | 8                | 192         | 29             | 2           |
| 25               | 591         | 5                  | 10          | 9                | 307         | 43             | 10          |
| 34               | 1,347       | 9                  | 10          | 27               | 1,065       | 72             | 15          |
| 2                | 69          | —                  | —           | —                | 50          | 2              | 2           |
| 1                | 112         | 1                  | 2           | 1                | 110         | 5              | 2           |
| 4                | 135         | 1                  | —           | —                | 91          | 7              | 2           |
| 3                | 176         | 2                  | 2           | 6                | 180         | 8              | 1           |
| 1                | 104         | —                  | 1           | 4                | 81          | 6              | —           |
| 1                | 160         | —                  | —           | 3                | 108         | 4              | 1           |
| 6                | 111         | —                  | —           | 2                | 102         | 3              | 1           |
| 4                | 143         | 1                  | 1           | 3                | 126         | 10             | 2           |
| 1                | 39          | —                  | —           | 1                | 28          | 4              | —           |
| 5                | 65          | 1                  | 1           | 2                | 35          | 8              | —           |
| —                | 19          | —                  | —           | —                | 17          | 1              | —           |
| 2                | 91          | —                  | 2           | 2                | 52          | 7              | 3           |
| 2                | 75          | 2                  | 1           | 2                | 55          | 4              | 1           |
| 2                | 48          | 1                  | —           | 1                | 30          | 3              | —           |
| 1                | 43          | —                  | —           | —                | 10          | —              | 2           |
| 1                | 41          | —                  | —           | —                | 8           | —              | 2           |
| —                | 2           | —                  | —           | —                | 2           | —              | —           |



表9. 現住人口遷入遷出登記—按月別分

| 年(月)別<br>Year (Month)            | 1. 男女合計        |                               |                    |                     |                      |                    |               |
|----------------------------------|----------------|-------------------------------|--------------------|---------------------|----------------------|--------------------|---------------|
|                                  | 遷入             |                               |                    |                     |                      |                    |               |
|                                  | 合計<br>Total    | 自外國<br>From Foreign Countries | 自他省(市)             |                     |                      |                    |               |
| 新北市<br>New Taipei City           |                |                               | 臺北市<br>Taipei City | 桃園市<br>Taoyuan City | 臺中市<br>Taichung City | 臺南市<br>Tainan City |               |
| 九十五年 2006                        | 1,414,340      | 56,279                        | —                  | 95,037              | —                    | —                  | —             |
| 九十六年 2007                        | 1,173,040      | 56,863                        | —                  | 87,881              | —                    | —                  | —             |
| 九十七年 2008                        | 1,196,407      | 50,310                        | —                  | 90,240              | —                    | —                  | —             |
| 九十八年 2009                        | 1,198,561      | 50,486                        | —                  | 91,595              | —                    | —                  | —             |
| 九十九年 2010                        | 1,213,899      | 45,623                        | —                  | 85,573              | —                    | —                  | —             |
| 一〇〇年 2011                        | 1,128,449      | 45,694                        | 107,314            | 76,610              | —                    | 39,197             | 24,877        |
| 一〇一年 2012                        | 1,118,006      | 43,093                        | 105,793            | 78,137              | —                    | 39,259             | 24,671        |
| 一〇二年 2013                        | 1,079,702      | 39,546                        | 101,769            | 76,680              | —                    | 38,290             | 24,181        |
| 一〇三年 2014                        | 1,073,783      | 38,680                        | 102,234            | 75,246              | —                    | 39,109             | 24,034        |
| 九月 Sept.                         | 94,353         | 2,770                         | 8,797              | 7,229               | —                    | 3,247              | 2,050         |
| 十月 Oct.                          | 65,917         | 3,165                         | 6,242              | 4,189               | —                    | 2,311              | 1,502         |
| 十一月 Nov.                         | 51,102         | 2,893                         | 4,904              | 2,850               | —                    | 1,849              | 1,232         |
| 十二月 Dec.                         | 109,896        | 4,049                         | 10,091             | 8,047               | —                    | 3,529              | 2,269         |
| <b>一〇四年 2015</b>                 | <b>797,482</b> | <b>26,793</b>                 | <b>79,879</b>      | <b>61,728</b>       | <b>25,741</b>        | <b>29,298</b>      | <b>18,368</b> |
| 一月 Jan.                          | 84,318         | 2,557                         | 7,998              | 5,720               | 2,767                | 3,155              | 1,957         |
| 二月 Feb.                          | 67,270         | 2,943                         | 7,252              | 4,895               | 2,279                | 2,420              | 1,652         |
| 三月 Mar.                          | 102,171        | 3,262                         | 11,298             | 7,069               | 3,140                | 3,833              | 2,257         |
| 四月 Apr.                          | 88,547         | 3,076                         | 9,433              | 6,760               | 2,799                | 3,153              | 2,067         |
| 五月 May                           | 91,853         | 2,696                         | 9,312              | 7,613               | 2,990                | 3,517              | 2,043         |
| 六月 June                          | 88,231         | 3,213                         | 8,797              | 6,787               | 2,918                | 3,209              | 2,003         |
| 七月 July                          | 98,521         | 3,753                         | 9,019              | 8,086               | 3,169                | 3,593              | 2,374         |
| 八月 Aug.                          | 91,083         | 2,846                         | 8,667              | 7,484               | 3,050                | 3,391              | 2,174         |
| 九月 Sept.                         | 85,488         | 2,447                         | 8,103              | 7,314               | 2,629                | 3,027              | 1,841         |
| 較上月增減(%)<br>VS. with Last Month  | -6.14          | -14.02                        | -6.51              | -2.27               | -13.80               | -10.73             | -15.32        |
| 較上年同月增減(%)<br>VS. with Last Year | -9.40          | -11.66                        | -7.89              | 1.18                | —                    | -6.78              | -10.20        |

資料來源：本部戶政司。

說明：96年清查93年12月以前遷往國外未入境者，致遷往外國者劇增。

TABLE 9. MIGRATION REGISTRATION OF RESIDENT POPULATION - BY MONTH

| 1. BOTH SEX                   |                     |                      |                |  |   |                        |              | Unit : Persons |
|-------------------------------|---------------------|----------------------|----------------|--|---|------------------------|--------------|----------------|
| Immigrants / In-migrants      |                     |                      |                |  |   |                        |              |                |
| From Other Provinces (Cities) |                     |                      |                | 自本省<br>他縣市<br>Other C.<br>& City<br>of Prov. | 自本縣<br>市他鄉<br>鎮市區<br>Other<br>Township,<br>City & Dist. | 初設<br>戶籍<br>First Reg. | 其他<br>Others |                |
| 高雄市<br>Kaohsiung<br>City      | 臺灣省<br>Taiwan Prov. | 福建省<br>Fuchien Prov. | 其他省市<br>Others |  |   |                        |              |                |
| 53,778                        | 146,895             | 3,579                | 7              | 424,317                                      | 610,344   | 23,960                 | 144          |                |
| 42,677                        | 118,332             | 2,702                | 5              | 343,994                                      | 494,925   | 25,565                 | 96           |                |
| 43,718                        | 117,972             | 3,759                | 10             | 362,153                                      | 503,614   | 24,531                 | 100          |                |
| 42,170                        | 114,961             | 2,777                | 5              | 348,100                                      | 500,500   | 47,847                 | 120          |                |
| 41,090                        | 133,261             | 3,671                | 9              | 390,506                                      | 482,438   | 31,451                 | 277          |                |
| 39,400                        | 136,275             | 3,315                | 9              | 81,903                                       | 548,239   | 25,504                 | 112          |                |
| 39,049                        | 129,066             | 3,174                | 9              | 81,879                                       | 550,253   | 23,500                 | 123          |                |
| 37,654                        | 121,543             | 3,456                | 6              | 79,864                                       | 534,093   | 22,463                 | 157          |                |
| 38,858                        | 119,918             | 4,054                | 36             | 81,925                                       | 529,528   | 19,250                 | 911          |                |
| 3,190                         | 10,154              | 313                  | 1              | 6,771  | 48,242  | 1,572                  | 17           |                |
| 2,364                         | 7,442               | 262                  | 2              | 4,802  | 32,308  | 1,307                  | 21           |                |
| 1,860                         | 5,978               | 209                  | —              | 3,711  | 24,283  | 1,313                  | 20           |                |
| 3,543                         | 13,526              | 383                  | —              | 8,069  | 54,522  | 1,849                  | 19           |                |
| <b>28,519</b>                 | <b>91,536</b>       | <b>3,683</b>         | <b>19</b>      | <b>37,664</b>                                | <b>380,559</b>  | <b>13,586</b>          | <b>109</b>   |                |
| 3,035                         | 9,695               | 276                  | 1              | 4,084  | 41,535  | 1,524                  | 14           |                |
| 2,481                         | 8,234               | 304                  | 3              | 3,112  | 30,524  | 1,163                  | 8            |                |
| 3,725                         | 12,479              | 528                  | 1              | 4,800  | 48,315  | 1,450                  | 14           |                |
| 3,147                         | 10,710              | 391                  | 3              | 4,271  | 41,515  | 1,212                  | 10           |                |
| 3,165                         | 10,579              | 434                  | 1              | 4,601  | 43,399  | 1,488                  | 15           |                |
| 3,091                         | 9,862               | 451                  | 1              | 4,171  | 42,106  | 1,611                  | 11           |                |
| 3,534                         | 10,652              | 485                  | 5              | 4,552  | 47,268  | 2,021                  | 10           |                |
| 3,463                         | 10,491              | 385                  | 1              | 4,187  | 43,248  | 1,684                  | 12           |                |
| 2,878                         | 8,834               | 429                  | 3              | 3,886  | 42,649  | 1,433                  | 15           |                |
| -16.89                        | -15.79              | 11.43                | 200.00         | -7.19  | -1.39   | -14.90                 | 25.00        |                |
| -9.78                         | -13.00              | 37.06                | 200.00         | -42.61                                       | -11.59  | -8.84                  | -11.76       |                |

Source : Dept. of Household Registration Affairs, MOI.

Note : A thorough check in 2007 on those who emigrated to foreign countries before Dec. 2004 and haven't entered R.O.C. over 2 years resulted in a mass increase of emigrants to foreign countries.

表9. 現住人口遷入遷出登記—按月別分(續1)

| 單位：人                             |                | 1. 男女合計                     |                        |                    |                     |                      |                    |                       |  |
|----------------------------------|----------------|-----------------------------|------------------------|--------------------|---------------------|----------------------|--------------------|-----------------------|--|
| 年(月)別<br>Year (Month)            | 合計<br>Total    | 往外國<br>To Foreign Countries | 遷出                     |                    |                     |                      |                    |                       |  |
|                                  |                |                             | 往他省(市)                 |                    |                     |                      |                    |                       |  |
|                                  |                |                             | 新北市<br>New Taipei City | 臺北市<br>Taipei City | 桃園市<br>Taoyuan City | 臺中市<br>Taichung City | 臺南市<br>Tainan City | 高雄市<br>Kaohsiung City |  |
| 九十五年 2006                        | 1,376,816      | 42,247                      | —                      | 92,912             | —                   | —                    | —                  | 52,610                |  |
| 九十六年 2007                        | 1,154,510      | 63,150                      | —                      | 72,959             | —                   | —                    | —                  | 44,519                |  |
| 九十七年 2008                        | 1,172,845      | 50,529                      | —                      | 73,596             | —                   | —                    | —                  | 44,725                |  |
| 九十八年 2009                        | 1,163,548      | 62,579                      | —                      | 69,540             | —                   | —                    | —                  | 40,391                |  |
| 九十九年 2010                        | 1,192,662      | 55,213                      | —                      | 92,366             | —                   | —                    | —                  | 40,480                |  |
| 一〇〇年 2011                        | 1,109,372      | 51,523                      | 107,694                | 95,764             | —                   | 44,501               | 26,772             | 36,031                |  |
| 一〇一年 2012                        | 1,102,326      | 50,250                      | 104,204                | 85,701             | —                   | 44,792               | 24,619             | 35,611                |  |
| 一〇二年 2013                        | 1,065,212      | 47,224                      | 98,819                 | 78,325             | —                   | 44,178               | 24,158             | 34,981                |  |
| 一〇三年 2014                        | 1,060,001      | 44,170                      | 94,136                 | 77,543             | —                   | 45,773               | 23,319             | 34,320                |  |
| 九月 Sept.                         | 93,519         | 3,475                       | 8,421                  | 6,605              | —                   | 3,936                | 1,951              | 2,939                 |  |
| 十月 Oct.                          | 65,872         | 4,376                       | 5,702                  | 4,859              | —                   | 2,790                | 1,407              | 2,145                 |  |
| 十一月 Nov.                         | 50,250         | 3,322                       | 4,094                  | 3,808              | —                   | 2,470                | 1,098              | 1,667                 |  |
| 十二月 Dec.                         | 107,302        | 3,263                       | 10,307                 | 8,340              | —                   | 5,316                | 2,263              | 3,563                 |  |
| <b>一〇四年 2015</b>                 | <b>793,900</b> | <b>36,504</b>               | <b>70,066</b>          | <b>51,991</b>      | <b>55,859</b>       | <b>40,509</b>        | <b>18,019</b>      | <b>26,319</b>         |  |
| 一月 Jan.                          | 81,675         | 1,412                       | 7,017                  | 5,887              | 5,159               | 3,769                | 2,106              | 2,919                 |  |
| 二月 Feb.                          | 64,825         | 1,634                       | 5,688                  | 4,505              | 5,909               | 3,211                | 1,642              | 2,338                 |  |
| 三月 Mar.                          | 101,710        | 4,207                       | 8,283                  | 7,044              | 9,210               | 4,965                | 2,297              | 3,262                 |  |
| 四月 Apr.                          | 88,031         | 3,742                       | 7,635                  | 6,089              | 6,941               | 4,421                | 2,102              | 2,878                 |  |
| 五月 May                           | 91,164         | 3,468                       | 9,004                  | 6,435              | 6,400               | 4,509                | 1,933              | 2,966                 |  |
| 六月 June                          | 86,705         | 3,261                       | 7,638                  | 5,673              | 5,759               | 4,468                | 1,945              | 2,992                 |  |
| 七月 July                          | 101,430        | 8,634                       | 8,658                  | 5,754              | 5,961               | 5,337                | 2,149              | 3,288                 |  |
| 八月 Aug.                          | 92,038         | 5,455                       | 8,139                  | 5,263              | 5,460               | 5,759                | 2,158              | 3,081                 |  |
| 九月 Sept.                         | 86,322         | 4,691                       | 8,004                  | 5,341              | 5,060               | 4,070                | 1,687              | 2,595                 |  |
| 較上月增減(%)<br>VS. with Last Month  | -6.21          | -14.01                      | -1.66                  | 1.48               | -7.33               | -29.33               | -21.83             | -15.77                |  |
| 較上年同月增減(%)<br>VS. with Last Year | -7.70          | 34.99                       | -4.95                  | -19.14             | —                   | 3.40                 | -13.53             | -11.70                |  |

TABLE 9. MIGRATION REGISTRATION OF RESIDENT POPULATION - BY MONTH (CONT. 1)

| 1. BOTH SEX                 |                         |                |  |   |                           |              | Unit : Persons           |                |
|-----------------------------|-------------------------|----------------|--|---|---------------------------|--------------|--------------------------|----------------|
| Emigrants / Out-migrants    |                         |                |  |   |                           |              | 住址變更<br>Change Residence |                |
| To Other Provinces (Cities) |                         |                | 往本省<br>他縣市<br>Other C.<br>& City<br>of Prov. | 往本縣<br>市他鄉<br>鎮市區<br>Other Town-<br>ship, City<br>& Dist. | 廢止戶籍<br>Cancelled<br>Reg. | 其他<br>Others | 入<br>In                  | 出<br>Out       |
| 臺灣省<br>Taiwan<br>Prov.      | 福建省<br>Fuchien<br>Prov. | 其他省市<br>Others |  |   |                           |              |                          |                |
| 145,084                     | 8,689                   | —              | 424,305                                      | 610,329   | 13                        | 627          | 760,193                  | 760,193        |
| 126,833                     | 7,267                   | —              | 343,972                                      | 494,915   | 2                         | 893          | 616,601                  | 616,601        |
| 131,379                     | 5,946                   | —              | 362,154                                      | 503,606   | 409                       | 501          | 637,589                  | 637,589        |
| 130,221                     | 11,330                  | —              | 348,078                                      | 500,496   | 567                       | 346          | 633,243                  | 633,243        |
| 124,225                     | 6,501                   | —              | 390,490                                      | 482,436   | 457                       | 494          | 619,823                  | 619,823        |
| 107,000                     | 9,208                   | —              | 81,896                                       | 548,228   | 491                       | 264          | 579,747                  | 579,747        |
| 111,720                     | 12,492                  | 1              | 81,878                                       | 550,246   | 560                       | 252          | 574,466                  | 574,466        |
| 112,090                     | 10,912                  | —              | 79,850                                       | 534,037   | 353                       | 285          | 549,436                  | 549,436        |
| 118,029                     | 10,322                  | 10             | 81,923                                       | 529,499   | 213                       | 744          | 599,840                  | 599,840        |
| 9,805                       | 1,321                   | —              | 6,771  | 48,242  | 13                        | 40           | 68,683                   | 68,683         |
| 6,825                       | 584                     | —              | 4,802  | 32,309  | 21                        | 52           | 48,052                   | 48,052         |
| 5,249                       | 496                     | —              | 3,711  | 24,283  | 21                        | 31           | 36,139                   | 36,139         |
| 10,584                      | 1,015                   | —              | 8,069  | 54,522  | 23                        | 37           | 74,045                   | 74,045         |
| <b>68,670</b>               | <b>7,319</b>            | <b>—</b>       | <b>37,664</b>                                | <b>380,559</b>  | <b>179</b>                | <b>242</b>   | <b>512,013</b>           | <b>512,013</b> |
| 7,056                       | 690                     | —              | 4,084  | 41,535  | 15                        | 26           | 56,600                   | 56,600         |
| 5,698                       | 526                     | —              | 3,112  | 30,524  | 21                        | 17           | 39,432                   | 39,432         |
| 8,382                       | 886                     | —              | 4,800  | 48,315  | 23                        | 36           | 65,350                   | 65,350         |
| 7,601                       | 793                     | —              | 4,271  | 41,515  | 19                        | 24           | 57,967                   | 57,967         |
| 7,821                       | 585                     | —              | 4,601  | 43,399  | 20                        | 23           | 59,119                   | 59,119         |
| 8,052                       | 591                     | —              | 4,171  | 42,106  | 27                        | 22           | 55,220                   | 55,220         |
| 8,705                       | 1,060                   | —              | 4,552  | 47,268  | 21                        | 43           | 61,039                   | 61,039         |
| 8,253                       | 992                     | —              | 4,187  | 43,248  | 21                        | 22           | 57,603                   | 57,603         |
| 7,102                       | 1,196                   | —              | 3,886  | 42,649  | 12                        | 29           | 59,683                   | 59,683         |
| -15.77                      | 20.56                   | —              | -7.19  | -1.39   | -42.86                    | 31.82        | 3.61                     | 3.61           |
| -11.70                      | -9.46                   | —              | -42.61                                       | -11.59  | -7.69                     | -27.50       | -13.10                   | -13.10         |

表9. 現住人口遷入遷出登記—按月別分(續2)

| 單位：人                             |                | 2. 男性                         |                        |                    |                     |                      |                    |
|----------------------------------|----------------|-------------------------------|------------------------|--------------------|---------------------|----------------------|--------------------|
| 年(月)別<br>Year (Month)            | 遷入             |                               |                        |                    |                     |                      |                    |
|                                  | 合計<br>Total    | 自外國<br>From Foreign Countries | 自他省(市)                 |                    |                     |                      |                    |
|                                  |                |                               | 新北市<br>New Taipei City | 臺北市<br>Taipei City | 桃園市<br>Taoyuan City | 臺中市<br>Taichung City | 臺南市<br>Tainan City |
| 九十五年 2006                        | 634,734        | 24,957                        | —                      | 44,584             | —                   | —                    | —                  |
| 九十六年 2007                        | 526,719        | 25,699                        | —                      | 41,579             | —                   | —                    | —                  |
| 九十七年 2008                        | 532,441        | 22,751                        | —                      | 42,006             | —                   | —                    | —                  |
| 九十八年 2009                        | 532,654        | 23,069                        | —                      | 42,886             | —                   | —                    | —                  |
| 九十九年 2010                        | 542,584        | 21,000                        | —                      | 40,272             | —                   | —                    | —                  |
| 一〇〇年 2011                        | 503,564        | 21,159                        | 50,684                 | 35,741             | —                   | 17,174               | 11,091             |
| 一〇一年 2012                        | 504,612        | 19,984                        | 50,087                 | 36,655             | —                   | 17,657               | 11,140             |
| 一〇二年 2013                        | 487,877        | 18,513                        | 48,237                 | 36,156             | —                   | 17,138               | 10,881             |
| 一〇三年 2014                        | 487,087        | 17,919                        | 48,425                 | 35,484             | —                   | 17,621               | 10,912             |
| 九月 Sept.                         | 42,857         | 1,286                         | 4,157                  | 3,392              | —                   | 1,485                | 943                |
| 十月 Oct.                          | 29,319         | 1,472                         | 2,941                  | 1,961              | —                   | 1,014                | 624                |
| 十一月 Nov.                         | 22,542         | 1,328                         | 2,286                  | 1,346              | —                   | 813                  | 543                |
| 十二月 Dec.                         | 49,380         | 1,851                         | 4,788                  | 3,791              | —                   | 1,563                | 1,031              |
| <b>一〇四年 2015</b>                 | <b>362,301</b> | <b>12,634</b>                 | <b>37,065</b>          | <b>29,160</b>      | <b>11,987</b>       | <b>13,323</b>        | <b>8,367</b>       |
| 一月 Jan.                          | 37,608         | 1,198                         | 3,693                  | 2,768              | 1,258               | 1,428                | 857                |
| 二月 Feb.                          | 30,622         | 1,396                         | 3,335                  | 2,317              | 1,096               | 1,067                | 758                |
| 三月 Mar.                          | 46,524         | 1,549                         | 5,173                  | 3,346              | 1,415               | 1,799                | 1,041              |
| 四月 Apr.                          | 40,563         | 1,476                         | 4,361                  | 3,131              | 1,326               | 1,402                | 965                |
| 五月 May                           | 40,901         | 1,240                         | 4,287                  | 3,605              | 1,327               | 1,541                | 923                |
| 六月 June                          | 40,299         | 1,506                         | 4,100                  | 3,182              | 1,364               | 1,475                | 879                |
| 七月 July                          | 44,621         | 1,743                         | 4,262                  | 3,813              | 1,533               | 1,618                | 1,049              |
| 八月 Aug.                          | 41,890         | 1,381                         | 4,018                  | 3,530              | 1,397               | 1,588                | 1,027              |
| 九月 Sept.                         | 39,273         | 1,145                         | 3,836                  | 3,468              | 1,271               | 1,405                | 868                |
| 較上月增減(%)<br>VS. with Last Month  | -6.25          | -17.09                        | -4.53                  | -1.76              | -9.02               | -11.52               | -15.48             |
| 較上年同月增減(%)<br>VS. with Last Year | -8.36          | -10.96                        | -7.72                  | 2.24               | —                   | -5.39                | -7.95              |

TABLE 9. MIGRATION REGISTRATION OF RESIDENT POPULATION - BY MONTH (CONT. 2)

| 2. MALE                       |                     | Unit : Persons       |                |  |   |                        |              |
|-------------------------------|---------------------|----------------------|----------------|--|---|------------------------|--------------|
| Immigrants / In-migrants      |                     |                      |                |  |   |                        |              |
| From Other Provinces (Cities) |                     |                      |                | 自本省<br>他縣市<br>Other C.<br>& City<br>of Prov. | 自本縣<br>市他鄉<br>鎮市區<br>Other<br>Township,<br>City & Dist. | 初設<br>戶籍<br>First Reg. | 其他<br>Others |
| 高雄市<br>Kaohsiung<br>City      | 臺灣省<br>Taiwan Prov. | 福建省<br>Fuchien Prov. | 其他省市<br>Others |  |   |                        |              |
| 25,245                        | 66,793              | 2,004                | 4              | 192,389                                      | 275,518   | 3,158                  | 82           |
| 20,197                        | 54,142              | 1,592                | 3              | 155,569                                      | 224,066   | 3,817                  | 55           |
| 20,220                        | 52,655              | 2,334                | 7              | 162,236                                      | 226,042   | 4,139                  | 51           |
| 19,933                        | 52,534              | 1,778                | 3              | 159,747                                      | 227,445   | 5,191                  | 68           |
| 19,283                        | 60,355              | 2,169                | 5              | 177,562                                      | 216,819   | 4,971                  | 148          |
| 17,952                        | 60,995              | 1,926                | 4              | 36,522                                       | 245,065   | 5,202                  | 49           |
| 18,131                        | 58,624              | 1,821                | 3              | 36,947                                       | 248,056   | 5,451                  | 56           |
| 17,541                        | 55,282              | 1,968                | 4              | 36,480                                       | 240,321   | 5,256                  | 100          |
| 18,278                        | 54,397              | 2,298                | 19             | 37,635                                       | 238,815   | 4,775                  | 509          |
| 1,482                         | 4,605               | 168                  | —              | 3,149  | 21,817  | 362                    | 11           |
| 1,095                         | 3,267               | 149                  | 1              | 2,184  | 14,257  | 344                    | 10           |
| 884                           | 2,642               | 116                  | —              | 1,636  | 10,656  | 280                    | 12           |
| 1,643                         | 6,054               | 226                  | —              | 3,643  | 24,330  | 449                    | 11           |
| <b>13,256</b>                 | <b>42,262</b>       | <b>1,979</b>         | <b>10</b>      | <b>17,015</b>                                | <b>171,553</b>  | <b>3,643</b>           | <b>47</b>    |
| 1,306                         | 4,319               | 150                  | —              | 1,764  | 18,449  | 409                    | 9            |
| 1,165                         | 3,762               | 162                  | 2              | 1,422  | 13,774  | 362                    | 4            |
| 1,714                         | 5,840               | 279                  | —              | 2,125  | 21,804  | 432                    | 7            |
| 1,480                         | 4,972               | 197                  | 2              | 1,956  | 18,934  | 357                    | 4            |
| 1,435                         | 4,787               | 232                  | 1              | 2,051  | 19,096  | 371                    | 5            |
| 1,492                         | 4,632               | 256                  | —              | 1,864  | 19,189  | 356                    | 4            |
| 1,581                         | 4,919               | 286                  | 2              | 2,091  | 21,172  | 549                    | 3            |
| 1,690                         | 4,907               | 187                  | 1              | 1,888  | 19,798  | 471                    | 7            |
| 1,393                         | 4,124               | 230                  | 2              | 1,854  | 19,337  | 336                    | 4            |
| -17.57                        | -15.96              | 22.99                | 100.00         | -1.80  | -2.33   | -28.66                 | -42.86       |
| -6.01                         | -10.45              | 36.90                | —              | -41.12                                       | -11.37  | -7.18                  | -63.64       |

表9. 現住人口遷入遷出登記—按月別分(續3)

單位：人

2. 男性

| 年(月)別<br>Year (Month)            | 遷 出            |                             |                        |                    |                     |                      |                    |                       |
|----------------------------------|----------------|-----------------------------|------------------------|--------------------|---------------------|----------------------|--------------------|-----------------------|
|                                  | 合 計<br>Total   | 往外國<br>To Foreign Countries | 往他省(市)                 |                    |                     |                      |                    |                       |
|                                  |                |                             | 新北市<br>New Taipei City | 臺北市<br>Taipei City | 桃園市<br>Taoyuan City | 臺中市<br>Taichung City | 臺南市<br>Tainan City | 高雄市<br>Kaohsiung City |
| 九十五年 2006                        | 627,603        | 20,862                      | —                      | 41,517             | —                   | —                    | —                  | 23,972                |
| 九十六年 2007                        | 529,528        | 31,956                      | —                      | 32,824             | —                   | —                    | —                  | 20,268                |
| 九十七年 2008                        | 530,253        | 24,292                      | —                      | 32,512             | —                   | —                    | —                  | 20,057                |
| 九十八年 2009                        | 533,675        | 28,948                      | —                      | 31,641             | —                   | —                    | —                  | 18,457                |
| 九十九年 2010                        | 542,154        | 25,226                      | —                      | 41,792             | —                   | —                    | —                  | 18,195                |
| 一〇〇年 2011                        | 501,248        | 23,795                      | 48,630                 | 44,661             | —                   | 19,473               | 11,896             | 16,100                |
| 一〇一年 2012                        | 502,197        | 22,745                      | 47,467                 | 39,451             | —                   | 20,098               | 11,148             | 16,200                |
| 一〇二年 2013                        | 485,137        | 20,985                      | 44,961                 | 36,093             | —                   | 19,783               | 11,018             | 16,013                |
| 一〇三年 2014                        | 483,874        | 19,627                      | 42,704                 | 35,646             | —                   | 20,633               | 10,667             | 15,851                |
| 九 月 Sept.                        | 42,756         | 1,539                       | 3,762                  | 2,984              | —                   | 1,789                | 898                | 1,380                 |
| 十 月 Oct.                         | 29,409         | 1,882                       | 2,506                  | 2,199              | —                   | 1,231                | 617                | 965                   |
| 十一月 Nov.                         | 22,460         | 1,516                       | 1,831                  | 1,712              | —                   | 1,079                | 510                | 777                   |
| 十二月 Dec.                         | 48,568         | 1,479                       | 4,641                  | 3,831              | —                   | 2,439                | 1,035              | 1,615                 |
| <b>一〇四年 2015</b>                 | <b>362,335</b> | <b>16,206</b>               | <b>32,212</b>          | <b>23,786</b>      | <b>25,496</b>       | <b>18,281</b>        | <b>8,286</b>       | <b>12,253</b>         |
| 一 月 Jan.                         | 36,605         | 598                         | 3,181                  | 2,657              | 2,274               | 1,654                | 940                | 1,365                 |
| 二 月 Feb.                         | 29,631         | 757                         | 2,634                  | 2,119              | 2,634               | 1,412                | 720                | 1,080                 |
| 三 月 Mar.                         | 46,371         | 1,814                       | 3,783                  | 3,240              | 4,237               | 2,275                | 1,043              | 1,507                 |
| 四 月 Apr.                         | 40,399         | 1,661                       | 3,481                  | 2,841              | 3,166               | 1,968                | 1,001              | 1,281                 |
| 五 月 May                          | 40,912         | 1,607                       | 4,110                  | 2,871              | 2,931               | 2,023                | 843                | 1,383                 |
| 六 月 June                         | 39,929         | 1,480                       | 3,534                  | 2,599              | 2,693               | 2,057                | 925                | 1,357                 |
| 七 月 July                         | 46,225         | 3,877                       | 4,069                  | 2,592              | 2,732               | 2,382                | 969                | 1,539                 |
| 八 月 Aug.                         | 42,450         | 2,401                       | 3,755                  | 2,411              | 2,518               | 2,671                | 1,032              | 1,457                 |
| 九 月 Sept.                        | 39,813         | 2,011                       | 3,665                  | 2,456              | 2,311               | 1,839                | 813                | 1,284                 |
| 較上月增減(%)<br>VS. with Last Month  | -6.21          | -16.24                      | -2.40                  | 1.87               | -8.22               | -31.15               | -21.22             | -11.87                |
| 較上年同月增減(%)<br>VS. with Last Year | -6.88          | 30.67                       | -2.58                  | -17.69             | —                   | 2.79                 | -9.47              | -6.96                 |

TABLE 9. MIGRATION REGISTRATION OF RESIDENT POPULATION - BY MONTH(CONT. 3)

2. MALE

Unit : Persons

| Emigrants / Out-migrants    |                      |                |  |  |                        |              | 住址變更<br>Change Residence |                |
|-----------------------------|----------------------|----------------|--|--|------------------------|--------------|--------------------------|----------------|
| To Other Provinces (Cities) |                      |                | 往本省<br>他縣市<br>Other C. & City of Prov. | 往本縣<br>市他鄉<br>鎮市區<br>Other Town-ship, City & Dist. | 廢止戶籍<br>Cancelled Reg. | 其他<br>Others | 入<br>In                  | 出<br>Out       |
| 臺灣省<br>Taiwan Prov.         | 福建省<br>Fuchien Prov. | 其他省市<br>Others |  |  |                        |              |                          |                |
| 68,158                      | 4,979                | —              | 192,364                                | 275,506  | 2                      | 243          | 358,592                  | 358,592        |
| 60,179                      | 4,235                | —              | 155,550                                | 224,057  | —                      | 459          | 290,667                  | 290,667        |
| 61,494                      | 3,126                | —              | 162,236                                | 226,036  | 209                    | 291          | 299,194                  | 299,194        |
| 61,551                      | 5,464                | —              | 159,725                                | 227,442  | 260                    | 187          | 299,205                  | 299,205        |
| 58,810                      | 3,272                | —              | 177,549                                | 216,815  | 192                    | 303          | 291,450                  | 291,450        |
| 50,336                      | 4,451                | —              | 36,518                                 | 245,058  | 161                    | 169          | 271,178                  | 271,178        |
| 53,302                      | 6,440                | 1              | 36,946                                 | 248,051  | 193                    | 155          | 269,662                  | 269,662        |
| 53,578                      | 5,669                | —              | 36,468                                 | 240,275  | 176                    | 118          | 257,795                  | 257,795        |
| 56,518                      | 5,390                | 6              | 37,634                                 | 238,812  | 66                     | 320          | 282,578                  | 282,578        |
| 4,740                       | 679                  | —              | 3,149                                  | 21,817   | 6                      | 13           | 32,297                   | 32,297         |
| 3,225                       | 308                  | —              | 2,184                                  | 14,258   | 6                      | 28           | 22,672                   | 22,672         |
| 2,467                       | 254                  | —              | 1,636                                  | 10,656   | 5                      | 17           | 17,137                   | 17,137         |
| 5,016                       | 519                  | —              | 3,643                                  | 24,330   | 6                      | 14           | 35,096                   | 35,096         |
| <b>33,202</b>               | <b>3,883</b>         | <b>—</b>       | <b>17,015</b>                          | <b>171,553</b>                                     | <b>65</b>              | <b>97</b>    | <b>243,082</b>           | <b>243,082</b> |
| 3,339                       | 369                  | —              | 1,764                                  | 18,449   | 7                      | 8            | 26,759                   | 26,759         |
| 2,801                       | 262                  | —              | 1,422                                  | 13,774   | 6                      | 10           | 18,746                   | 18,746         |
| 4,078                       | 444                  | —              | 2,125                                  | 21,804   | 8                      | 13           | 31,088                   | 31,088         |
| 3,671                       | 425                  | —              | 1,956                                  | 18,934   | 5                      | 9            | 27,793                   | 27,793         |
| 3,667                       | 309                  | —              | 2,051                                  | 19,096   | 10                     | 11           | 27,864                   | 27,864         |
| 3,892                       | 323                  | —              | 1,864                                  | 19,189   | 9                      | 7            | 26,194                   | 26,194         |
| 4,214                       | 564                  | —              | 2,091                                  | 21,172   | 8                      | 16           | 29,016                   | 29,016         |
| 3,980                       | 520                  | —              | 1,888                                  | 19,798   | 8                      | 11           | 27,507                   | 27,507         |
| 3,560                       | 667                  | —              | 1,854                                  | 19,337   | 4                      | 12           | 28,115                   | 28,115         |
| -11.87                      | 28.27                | —              | -1.80                                  | -2.33  | -50.00                 | 9.09         | 2.21                     | 2.21           |
| -6.96                       | -1.77                | —              | -41.12                                 | -11.37   | -33.33                 | -7.69        | -12.95                   | -12.95         |

表9. 現住人口遷入遷出登記—按月別分(續4)

| 單位：人                             |                | 3. 女性                         |                        |                    |                     |                      |                    |
|----------------------------------|----------------|-------------------------------|------------------------|--------------------|---------------------|----------------------|--------------------|
| 年(月)別<br>Year (Month)            | 遷入             |                               |                        |                    |                     |                      |                    |
|                                  | 合計<br>Total    | 自外國<br>From Foreign Countries | 自他省(市)                 |                    |                     |                      |                    |
|                                  |                |                               | 新北市<br>New Taipei City | 臺北市<br>Taipei City | 桃園市<br>Taoyuan City | 臺中市<br>Taichung City | 臺南市<br>Tainan City |
| 九十五年 2006                        | 779,606        | 31,322                        | —                      | 50,453             | —                   | —                    | —                  |
| 九十六年 2007                        | 646,321        | 31,164                        | —                      | 46,302             | —                   | —                    | —                  |
| 九十七年 2008                        | 663,966        | 27,559                        | —                      | 48,234             | —                   | —                    | —                  |
| 九十八年 2009                        | 665,907        | 27,417                        | —                      | 48,709             | —                   | —                    | —                  |
| 九十九年 2010                        | 671,315        | 24,623                        | —                      | 45,301             | —                   | —                    | —                  |
| 一〇〇年 2011                        | 624,885        | 24,535                        | 56,630                 | 40,869             | —                   | 22,023               | 13,786             |
| 一〇一年 2012                        | 613,394        | 23,109                        | 55,706                 | 41,482             | —                   | 21,602               | 13,531             |
| 一〇二年 2013                        | 591,825        | 21,033                        | 53,532                 | 40,524             | —                   | 21,152               | 13,300             |
| 一〇三年 2014                        | 586,696        | 20,761                        | 53,809                 | 39,762             | —                   | 21,488               | 13,122             |
| 九月 Sept.                         | 51,496         | 1,484                         | 4,640                  | 3,837              | —                   | 1,762                | 1,107              |
| 十月 Oct.                          | 36,598         | 1,693                         | 3,301                  | 2,228              | —                   | 1,297                | 878                |
| 十一月 Nov.                         | 28,560         | 1,565                         | 2,618                  | 1,504              | —                   | 1,036                | 689                |
| 十二月 Dec.                         | 60,516         | 2,198                         | 5,303                  | 4,256              | —                   | 1,966                | 1,238              |
| <b>一〇四年 2015</b>                 | <b>435,181</b> | <b>14,159</b>                 | <b>42,814</b>          | <b>32,568</b>      | <b>13,754</b>       | <b>15,975</b>        | <b>10,001</b>      |
| 一月 Jan.                          | 46,710         | 1,359                         | 4,305                  | 2,952              | 1,509               | 1,727                | 1,100              |
| 二月 Feb.                          | 36,648         | 1,547                         | 3,917                  | 2,578              | 1,183               | 1,353                | 894                |
| 三月 Mar.                          | 55,647         | 1,713                         | 6,125                  | 3,723              | 1,725               | 2,034                | 1,216              |
| 四月 Apr.                          | 47,984         | 1,600                         | 5,072                  | 3,629              | 1,473               | 1,751                | 1,102              |
| 五月 May                           | 50,952         | 1,456                         | 5,025                  | 4,008              | 1,663               | 1,976                | 1,120              |
| 六月 June                          | 47,932         | 1,707                         | 4,697                  | 3,605              | 1,554               | 1,734                | 1,124              |
| 七月 July                          | 53,900         | 2,010                         | 4,757                  | 4,273              | 1,636               | 1,975                | 1,325              |
| 八月 Aug.                          | 49,193         | 1,465                         | 4,649                  | 3,954              | 1,653               | 1,803                | 1,147              |
| 九月 Sept.                         | 46,215         | 1,302                         | 4,267                  | 3,846              | 1,358               | 1,622                | 973                |
| 較上月增減(%)<br>VS. with Last Month  | -6.05          | -11.13                        | -8.22                  | -2.73              | -17.85              | -10.04               | -15.17             |
| 較上年同月增減(%)<br>VS. with Last Year | -10.26         | -12.26                        | -8.04                  | 0.23               | —                   | -7.95                | -12.10             |

TABLE 9. MIGRATION REGISTRATION OF RESIDENT POPULATION - BY MONTH (CONT. 4)

| 3. FEMALE                     |                     |                      |          |                                |   |              |           | Unit : Persons |
|-------------------------------|---------------------|----------------------|----------|--------------------------------|---|--------------|-----------|----------------|
| Immigrants / In-migrants      |                     |                      |          |                                |   |              |           |                |
| From Other Provinces (Cities) |                     |                      |          | 自本省<br>他縣市                     | 自本縣<br>市他鄉<br>鎮市區<br>Other<br>Township,<br>City & Dist. | 初設<br>戶籍     | 其他        |                |
| 高雄市<br>Kaohsiung<br>City      | 臺灣省<br>Taiwan Prov. | 福建省<br>Fuchien Prov. | 其他省市     | Other C.<br>& City<br>of Prov. | Other<br>Township,<br>City & Dist.                      | First Reg.   | Others    |                |
| 28,533                        | 80,102              | 1,575                | 3        | 231,928                        | 334,826   | 20,802       | 62        |                |
| 22,480                        | 64,190              | 1,110                | 2        | 188,425                        | 270,859   | 21,748       | 41        |                |
| 23,498                        | 65,317              | 1,425                | 3        | 199,917                        | 277,572   | 20,392       | 49        |                |
| 22,237                        | 62,427              | 999                  | 2        | 188,353                        | 273,055   | 42,656       | 52        |                |
| 21,807                        | 72,906              | 1,502                | 4        | 212,944                        | 265,619   | 26,480       | 129       |                |
| 21,448                        | 75,280              | 1,389                | 5        | 45,381                         | 303,174   | 20,302       | 63        |                |
| 20,918                        | 70,442              | 1,353                | 6        | 44,932                         | 302,197   | 18,049       | 67        |                |
| 20,113                        | 66,261              | 1,488                | 2        | 43,384                         | 293,772   | 17,207       | 57        |                |
| 20,580                        | 65,521              | 1,756                | 17       | 44,290                         | 290,713   | 14,475       | 402       |                |
| 1,708                         | 5,549               | 145                  | 1        | 3,622                          | 26,425  | 1,210        | 6         |                |
| 1,269                         | 4,175               | 113                  | 1        | 2,618                          | 18,051  | 963          | 11        |                |
| 976                           | 3,336               | 93                   | —        | 2,075                          | 13,627  | 1,033        | 8         |                |
| 1,900                         | 7,472               | 157                  | —        | 4,426                          | 30,192  | 1,400        | 8         |                |
| <b>15,263</b>                 | <b>49,274</b>       | <b>1,704</b>         | <b>9</b> | <b>20,649</b>                  | <b>209,006</b>  | <b>9,943</b> | <b>62</b> |                |
| 1,729                         | 5,376               | 126                  | 1        | 2,320                          | 23,086  | 1,115        | 5         |                |
| 1,316                         | 4,472               | 142                  | 1        | 1,690                          | 16,750  | 801          | 4         |                |
| 2,011                         | 6,639               | 249                  | 1        | 2,675                          | 26,511  | 1,018        | 7         |                |
| 1,667                         | 5,738               | 194                  | 1        | 2,315                          | 22,581  | 855          | 6         |                |
| 1,730                         | 5,792               | 202                  | —        | 2,550                          | 24,303  | 1,117        | 10        |                |
| 1,599                         | 5,230               | 195                  | 1        | 2,307                          | 22,917  | 1,255        | 7         |                |
| 1,953                         | 5,733               | 199                  | 3        | 2,461                          | 26,096  | 1,472        | 7         |                |
| 1,773                         | 5,584               | 198                  | —        | 2,299                          | 23,450  | 1,213        | 5         |                |
| 1,485                         | 4,710               | 199                  | 1        | 2,032                          | 23,312  | 1,097        | 11        |                |
| -16.24                        | -15.65              | 0.51                 | —        | -11.61                         | -0.59   | -9.56        | 120.00    |                |
| -13.06                        | -15.12              | 37.24                | 0.00     | -43.90                         | -11.78  | -9.34        | 83.33     |                |

表9. 現住人口遷入遷出登記—按月別分(續5完)

| 單位：人                             |                | 3. 女性                       |                        |                    |                     |                      |                    |               |                       |
|----------------------------------|----------------|-----------------------------|------------------------|--------------------|---------------------|----------------------|--------------------|---------------|-----------------------|
| 年(月)別<br>Year (Month)            | 合計<br>Total    | 往外國<br>To Foreign Countries | 遷出                     |                    |                     |                      |                    |               | 高雄市<br>Kaohsiung City |
|                                  |                |                             | 往他省(市)                 |                    |                     |                      |                    |               |                       |
|                                  |                |                             | 新北市<br>New Taipei City | 臺北市<br>Taipei City | 桃園市<br>Taoyuan City | 臺中市<br>Taichung City | 臺南市<br>Tainan City |               |                       |
| 九十五年 2006                        | 749,213        | 21,385                      | —                      | 51,395             | —                   | —                    | —                  | 28,638        |                       |
| 九十六年 2007                        | 624,982        | 31,194                      | —                      | 40,135             | —                   | —                    | —                  | 24,251        |                       |
| 九十七年 2008                        | 642,592        | 26,237                      | —                      | 41,084             | —                   | —                    | —                  | 24,668        |                       |
| 九十八年 2009                        | 629,873        | 33,631                      | —                      | 37,899             | —                   | —                    | —                  | 21,934        |                       |
| 九十九年 2010                        | 650,508        | 29,987                      | —                      | 50,574             | —                   | —                    | —                  | 22,285        |                       |
| 一〇〇年 2011                        | 608,124        | 27,728                      | 59,064                 | 51,103             | —                   | 25,028               | 14,876             | 19,931        |                       |
| 一〇一年 2012                        | 600,129        | 27,505                      | 56,737                 | 46,250             | —                   | 24,694               | 13,471             | 19,411        |                       |
| 一〇二年 2013                        | 580,075        | 26,239                      | 53,858                 | 42,232             | —                   | 24,395               | 13,140             | 18,968        |                       |
| 一〇三年 2014                        | 576,127        | 24,543                      | 51,432                 | 41,897             | —                   | 25,140               | 12,652             | 18,469        |                       |
| 九月 Sept.                         | 50,763         | 1,936                       | 4,659                  | 3,621              | —                   | 2,147                | 1,053              | 1,559         |                       |
| 十月 Oct.                          | 36,463         | 2,494                       | 3,196                  | 2,660              | —                   | 1,559                | 790                | 1,180         |                       |
| 十一月 Nov.                         | 27,790         | 1,806                       | 2,263                  | 2,096              | —                   | 1,391                | 588                | 890           |                       |
| 十二月 Dec.                         | 58,734         | 1,784                       | 5,666                  | 4,509              | —                   | 2,877                | 1,228              | 1,948         |                       |
| <b>一〇四年 2015</b>                 | <b>431,565</b> | <b>20,298</b>               | <b>37,854</b>          | <b>28,205</b>      | <b>30,363</b>       | <b>22,228</b>        | <b>9,733</b>       | <b>14,066</b> |                       |
| 一月 Jan.                          | 45,070         | 814                         | 3,836                  | 3,230              | 2,885               | 2,115                | 1,166              | 1,554         |                       |
| 二月 Feb.                          | 35,194         | 877                         | 3,054                  | 2,386              | 3,275               | 1,799                | 922                | 1,258         |                       |
| 三月 Mar.                          | 55,339         | 2,393                       | 4,500                  | 3,804              | 4,973               | 2,690                | 1,254              | 1,755         |                       |
| 四月 Apr.                          | 47,632         | 2,081                       | 4,154                  | 3,248              | 3,775               | 2,453                | 1,101              | 1,597         |                       |
| 五月 May                           | 50,252         | 1,861                       | 4,894                  | 3,564              | 3,469               | 2,486                | 1,090              | 1,583         |                       |
| 六月 June                          | 46,776         | 1,781                       | 4,104                  | 3,074              | 3,066               | 2,411                | 1,020              | 1,635         |                       |
| 七月 July                          | 55,205         | 4,757                       | 4,589                  | 3,162              | 3,229               | 2,955                | 1,180              | 1,749         |                       |
| 八月 Aug.                          | 49,588         | 3,054                       | 4,384                  | 2,852              | 2,942               | 3,088                | 1,126              | 1,624         |                       |
| 九月 Sept.                         | 46,509         | 2,680                       | 4,339                  | 2,885              | 2,749               | 2,231                | 874                | 1,311         |                       |
| 較上月增減(%)<br>VS. with Last Month  | -6.21          | -12.25                      | -1.03                  | 1.16               | -6.56               | -27.75               | -22.38             | -19.27        |                       |
| 較上年同月增減(%)<br>VS. with Last Year | -8.38          | 38.43                       | -6.87                  | -20.33             | —                   | 3.91                 | -17.00             | -15.91        |                       |

TABLE 9. MIGRATION REGISTRATION OF RESIDENT POPULATION - BY MONTH(END)

| 3. FEMALE                   |                         |                |                                |                                      |                   |            | Unit : Persons           |                |
|-----------------------------|-------------------------|----------------|--------------------------------|--------------------------------------|-------------------|------------|--------------------------|----------------|
| Emigrants / Out-migrants    |                         |                |                                |                                      |                   |            | 住址變更<br>Change Residence |                |
| To Other Provinces (Cities) |                         |                | 往本省<br>他縣市                     | 往本縣<br>市他鄉<br>鎮市區                    | 廢止戶籍              | 其他         | 入                        | 出              |
| 臺灣省<br>Taiwan<br>Prov.      | 福建省<br>Fuchien<br>Prov. | 其他省市<br>Others | Other C.<br>& City<br>of Prov. | Other Town-<br>ship, City<br>& Dist. | Cancelled<br>Reg. | Others     | In                       | Out            |
| 76,926                      | 3,710                   | —              | 231,941                        | 334,823                              | 11                | 384        | 401,601                  | 401,601        |
| 66,654                      | 3,032                   | —              | 188,422                        | 270,858                              | 2                 | 434        | 325,934                  | 325,934        |
| 69,885                      | 2,820                   | —              | 199,918                        | 277,570                              | 200               | 210        | 338,395                  | 338,395        |
| 68,670                      | 5,866                   | —              | 188,353                        | 273,054                              | 307               | 159        | 334,038                  | 334,038        |
| 65,415                      | 3,229                   | —              | 212,941                        | 265,621                              | 265               | 191        | 328,373                  | 328,373        |
| 56,664                      | 4,757                   | —              | 45,378                         | 303,170                              | 330               | 95         | 308,569                  | 308,569        |
| 58,418                      | 6,052                   | —              | 44,932                         | 302,195                              | 367               | 97         | 304,804                  | 304,804        |
| 58,512                      | 5,243                   | —              | 43,382                         | 293,762                              | 177               | 167        | 291,641                  | 291,641        |
| 61,511                      | 4,932                   | 4              | 44,289                         | 290,687                              | 147               | 424        | 317,262                  | 317,262        |
| 5,065                       | 642                     | —              | 3,622                          | 26,425                               | 7                 | 27         | 36,386                   | 36,386         |
| 3,600                       | 276                     | —              | 2,618                          | 18,051                               | 15                | 24         | 25,380                   | 25,380         |
| 2,782                       | 242                     | —              | 2,075                          | 13,627                               | 16                | 14         | 19,002                   | 19,002         |
| 5,568                       | 496                     | —              | 4,426                          | 30,192                               | 17                | 23         | 38,949                   | 38,949         |
| <b>35,468</b>               | <b>3,436</b>            | <b>—</b>       | <b>20,649</b>                  | <b>209,006</b>                       | <b>114</b>        | <b>145</b> | <b>268,931</b>           | <b>268,931</b> |
| 3,717                       | 321                     | —              | 2,320                          | 23,086                               | 8                 | 18         | 29,841                   | 29,841         |
| 2,897                       | 264                     | —              | 1,690                          | 16,750                               | 15                | 7          | 20,686                   | 20,686         |
| 4,304                       | 442                     | —              | 2,675                          | 26,511                               | 15                | 23         | 34,262                   | 34,262         |
| 3,930                       | 368                     | —              | 2,315                          | 22,581                               | 14                | 15         | 30,174                   | 30,174         |
| 4,154                       | 276                     | —              | 2,550                          | 24,303                               | 10                | 12         | 31,255                   | 31,255         |
| 4,160                       | 268                     | —              | 2,307                          | 22,917                               | 18                | 15         | 29,026                   | 29,026         |
| 4,491                       | 496                     | —              | 2,461                          | 26,096                               | 13                | 27         | 32,023                   | 32,023         |
| 4,273                       | 472                     | —              | 2,299                          | 23,450                               | 13                | 11         | 30,096                   | 30,096         |
| 3,542                       | 529                     | —              | 2,032                          | 23,312                               | 8                 | 17         | 31,568                   | 31,568         |
| -19.27                      | 12.08                   | —              | -11.61                         | -0.59                                | -38.46            | 54.55      | 4.89                     | 4.89           |
| -15.91                      | -17.60                  | —              | -43.90                         | -11.78                               | 14.29             | -37.04     | -13.24                   | -13.24         |

表10. 現住人口遷入遷出登記—按區域別分

單位：人

1. 男女合計

| 區域別<br>Locality      | 遷入          |                               |                        |                    |                     |                      |                    |
|----------------------|-------------|-------------------------------|------------------------|--------------------|---------------------|----------------------|--------------------|
|                      | 合計<br>Total | 自外國<br>From Foreign Countries | 自他省(市)                 |                    |                     |                      |                    |
|                      |             |                               | 新北市<br>New Taipei City | 臺北市<br>Taipei City | 桃園市<br>Taoyuan City | 臺中市<br>Taichung City | 臺南市<br>Tainan City |
| 一〇四年九月<br>Sep., 2015 | 85,488      | 2,447                         | 8,103                  | 7,314              | 2,629               | 3,027                | 1,841              |
| 新北市New Taipei City   | 14,577      | 550                           | —                      | 4,570              | 772                 | 327                  | 194                |
| 臺北市Taipei City       | 12,080      | 786                           | 3,120                  | —                  | 423                 | 286                  | 145                |
| 桃園市Taoyuan City      | 9,249       | 180                           | 1,936                  | 833                | —                   | 274                  | 158                |
| 臺中市Taichung City     | 11,054      | 199                           | 431                    | 423                | 202                 | —                    | 211                |
| 臺南市Tainan City       | 5,609       | 108                           | 215                    | 140                | 73                  | 177                  | —                  |
| 高雄市Kaohsiung City    | 10,523      | 250                           | 275                    | 215                | 112                 | 205                  | 534                |
| 臺灣省Taiwan Prov.      | 20,953      | 367                           | 1,862                  | 1,011              | 880                 | 1,622                | 498                |
| 宜蘭縣Yilan C.          | 1,622       | 25                            | 229                    | 132                | 63                  | 40                   | 7                  |
| 新竹縣Hsinchu C.        | 1,974       | 26                            | 173                    | 129                | 174                 | 80                   | 33                 |
| 苗栗縣Miaoli C.         | 1,281       | 29                            | 101                    | 54                 | 79                  | 135                  | 18                 |
| 彰化縣Changhua C.       | 2,631       | 57                            | 133                    | 63                 | 40                  | 414                  | 53                 |
| 南投縣Nantou C.         | 1,111       | 26                            | 62                     | 34                 | 30                  | 280                  | 18                 |
| 雲林縣Yunlin C.         | 1,609       | 17                            | 196                    | 68                 | 44                  | 172                  | 46                 |
| 嘉義縣Chiayi C.         | 1,317       | 11                            | 87                     | 27                 | 32                  | 74                   | 82                 |
| 屏東縣Pingtung C.       | 2,169       | 49                            | 119                    | 42                 | 57                  | 84                   | 55                 |
| 臺東縣Taitung C.        | 674         | 13                            | 79                     | 36                 | 61                  | 35                   | 20                 |
| 花蓮縣Hualien C.        | 1,351       | 17                            | 149                    | 72                 | 88                  | 54                   | 20                 |
| 澎湖縣Penghu C.         | 879         | 3                             | 94                     | 40                 | 81                  | 116                  | 59                 |
| 基隆市Keelung City      | 1,460       | 40                            | 261                    | 160                | 45                  | 21                   | 8                  |
| 新竹市Hsinchu City      | 1,997       | 34                            | 150                    | 126                | 73                  | 86                   | 41                 |
| 嘉義市Chiayi City       | 878         | 20                            | 29                     | 28                 | 13                  | 31                   | 38                 |
| 福建省Fuchien Prov.     | 1,443       | 7                             | 264                    | 122                | 167                 | 136                  | 101                |
| 金門縣Kinmen C.         | 1,333       | 7                             | 238                    | 115                | 135                 | 132                  | 96                 |
| 連江縣Lienchiang C.     | 110         | —                             | 26                     | 7                  | 32                  | 4                    | 5                  |

資料來源：本部戶政司。

TABLE 10. MIGRATION REGISTRATION OF RESIDENT POPULATION - BY LOCALITY

1. BOTH SEX

Unit : Persons

| Immigrants / In-migrants      |                     |                      |                |                                |   |            |        |
|-------------------------------|---------------------|----------------------|----------------|--------------------------------|---|------------|--------|
| From Other Provinces (Cities) |                     |                      |                | 自本省<br>他縣市                     | 自本縣<br>市他鄉<br>鎮市區<br>Other<br>Township,<br>City & Dist. | 初設<br>戶籍   | 其他     |
| 高雄市<br>Kaohsiung<br>City      | 臺灣省<br>Taiwan Prov. | 福建省<br>Fuchien Prov. | 其他省市<br>Others | Other C.<br>& City<br>of Prov. |   | First Reg. | Others |
| 2,878                         | 8,834               | 429                  | 3              | 3,886                          | 42,649  | 1,433      | 15     |
| 316                           | 1,742               | 83                   | —              | —                              | 5,703   | 315        | 5      |
| 231                           | 1,078               | 58                   | —              | —                              | 5,695   | 257        | 1      |
| 241                           | 1,518               | 100                  | —              | —                              | 3,844   | 165        | —      |
| 285                           | 2,475               | 43                   | —              | —                              | 6,662   | 121        | 2      |
| 519                           | 539                 | 24                   | —              | —                              | 3,740   | 73         | 1      |
| —                             | 1,216               | 38                   | —              | —                              | 7,544   | 131        | 3      |
| 1,146                         | —                   | 83                   | —              | 3,883                          | 9,236   | 362        | 3      |
| 21                            | —                   | 3                    | —              | 101                            | 970   | 31         | —      |
| 52                            | —                   | 8                    | —              | 648                            | 613   | 38         | —      |
| 20                            | —                   | 5                    | —              | 230                            | 575   | 35         | —      |
| 53                            | —                   | 2                    | —              | 295                            | 1,471   | 50         | —      |
| 35                            | —                   | 6                    | —              | 149                            | 449   | 22         | —      |
| 79                            | —                   | 4                    | —              | 275                            | 677   | 31         | —      |
| 69                            | —                   | 4                    | —              | 515                            | 386   | 29         | 1      |
| 467                           | —                   | 15                   | —              | 155                            | 1,082   | 43         | 1      |
| 55                            | —                   | 3                    | —              | 105                            | 254   | 13         | —      |
| 33                            | —                   | 2                    | —              | 111                            | 787   | 17         | 1      |
| 140                           | —                   | 5                    | —              | 229                            | 110   | 2          | —      |
| 25                            | —                   | 12                   | —              | 96                             | 773   | 19         | —      |
| 60                            | —                   | 9                    | —              | 615                            | 779   | 24         | —      |
| 37                            | —                   | 5                    | —              | 359                            | 310   | 8          | —      |
| 140                           | 266                 | —                    | 3              | 3                              | 225   | 9          | —      |
| 138                           | 245                 | —                    | —              | 2                              | 218   | 7          | —      |
| 2                             | 21                  | —                    | 3              | 1                              | 7   | 2          | —      |

Source : Dept. of Household Registration Affairs, MOI.

表10. 現住人口遷入遷出登記—按區域別分(續1)

單位：人

1. 男女合計

| 年(月)別<br>Year (Month) | 遷 出          |                             |                        |                    |                     |                      |                    |                       |
|-----------------------|--------------|-----------------------------|------------------------|--------------------|---------------------|----------------------|--------------------|-----------------------|
|                       | 合 計<br>Total | 往外國<br>To Foreign Countries | 往他省(市)                 |                    |                     |                      |                    |                       |
|                       |              |                             | 新北市<br>New Taipei City | 臺北市<br>Taipei City | 桃園市<br>Taoyuan City | 臺中市<br>Taichung City | 臺南市<br>Tainan City | 高雄市<br>Kaohsiung City |
| 一〇四年九月<br>Sep., 2015  | 86,322       | 4,691                       | 8,004                  | 5,341              | 5,060               | 4,070                | 1,687              | 2,595                 |
| 新 北 市 New Taipei City | 14,832       | 1,013                       | —                      | 3,120              | 1,936               | 431                  | 215                | 275                   |
| 臺 北 市 Taipei City     | 14,553       | 1,542                       | 4,570                  | —                  | 833                 | 423                  | 140                | 215                   |
| 桃 園 市 Taoyuan City    | 6,871        | 395                         | 772                    | 423                | —                   | 202                  | 73                 | 112                   |
| 臺 中 市 Taichung City   | 10,067       | 374                         | 327                    | 286                | 274                 | —                    | 177                | 205                   |
| 臺 南 市 Tainan City     | 5,769        | 188                         | 194                    | 145                | 158                 | 211                  | —                  | 534                   |
| 高 雄 市 Kaohsiung City  | 10,851       | 421                         | 316                    | 231                | 241                 | 285                  | 519                | —                     |
| 臺 灣 省 Taiwan Prov.    | 22,716       | 752                         | 1,742                  | 1,078              | 1,518               | 2,475                | 539                | 1,216                 |
| 宜蘭縣 Yilan C.          | 1,687        | 46                          | 193                    | 148                | 116                 | 38                   | 7                  | 28                    |
| 新竹縣 Hsinchu C.        | 1,733        | 55                          | 111                    | 80                 | 295                 | 74                   | 20                 | 17                    |
| 苗栗縣 Miaoli C.         | 1,665        | 64                          | 105                    | 73                 | 178                 | 294                  | 27                 | 25                    |
| 彰化縣 Changhua C.       | 3,201        | 87                          | 145                    | 101                | 133                 | 742                  | 52                 | 57                    |
| 南投縣 Nantou C.         | 1,546        | 56                          | 89                     | 57                 | 54                  | 532                  | 28                 | 37                    |
| 雲林縣 Yunlin C.         | 1,889        | 49                          | 207                    | 74                 | 91                  | 275                  | 58                 | 83                    |
| 嘉義縣 Chiayi C.         | 1,374        | 35                          | 109                    | 45                 | 68                  | 92                   | 102                | 73                    |
| 屏東縣 Pingtung C.       | 2,527        | 96                          | 133                    | 67                 | 113                 | 116                  | 110                | 583                   |
| 臺東縣 Taitung C.        | 725          | 15                          | 73                     | 41                 | 95                  | 43                   | 24                 | 47                    |
| 花蓮縣 Hualien C.        | 1,406        | 34                          | 122                    | 81                 | 113                 | 36                   | 16                 | 47                    |
| 澎湖縣 Penghu C.         | 398          | 5                           | 40                     | 15                 | 26                  | 30                   | 21                 | 89                    |
| 基隆市 Keelung City      | 1,581        | 56                          | 295                    | 149                | 93                  | 45                   | 8                  | 27                    |
| 新竹市 Hsinchu City      | 1,889        | 118                         | 61                     | 103                | 121                 | 91                   | 27                 | 48                    |
| 嘉義市 Chiayi City       | 1,095        | 36                          | 59                     | 44                 | 22                  | 67                   | 39                 | 55                    |
| 福 建 省 Fuchien Prov.   | 663          | 6                           | 83                     | 58                 | 100                 | 43                   | 24                 | 38                    |
| 金門縣 Kinmen C.         | 571          | 2                           | 64                     | 48                 | 81                  | 39                   | 21                 | 33                    |
| 連江縣 Lienchiang C.     | 92           | 4                           | 19                     | 10                 | 19                  | 4                    | 3                  | 5                     |

TABLE 10. MIGRATION REGISTRATION OF RESIDENT POPULATION - BY LOCALITY (CONT. 1)

1. BOTH SEX

Unit : Persons

| Emigrants / Out-migrants    |                         |                |                                |                                      |                   |        | 住址變更<br>Change Residence |        |
|-----------------------------|-------------------------|----------------|--------------------------------|--------------------------------------|-------------------|--------|--------------------------|--------|
| To Other Provinces (Cities) |                         |                | 往本省<br>他縣市                     | 往本縣<br>市他鄉<br>鎮市區                    | 廢止戶籍              | 其他     | 入                        | 出      |
| 臺灣省<br>Taiwan<br>Prov.      | 福建省<br>Fuchien<br>Prov. | 其他省市<br>Others | Other C.<br>& City<br>of Prov. | Other Town-<br>ship, City<br>& Dist. | Cancelled<br>Reg. | Others | In                       | Out    |
| 7,102                       | 1,196                   | —              | 3,886                          | 42,649                               | 12                | 29     | 59,683                   | 59,683 |
| 1,862                       | 264                     | —              | —                              | 5,703                                | 4                 | 9      | 10,769                   | 10,769 |
| 1,011                       | 122                     | —              | —                              | 5,695                                | 1                 | 1      | 7,649                    | 7,649  |
| 880                         | 167                     | —              | —                              | 3,844                                | 1                 | 2      | 6,494                    | 6,494  |
| 1,622                       | 136                     | —              | —                              | 6,662                                | 1                 | 3      | 6,777                    | 6,777  |
| 498                         | 101                     | —              | —                              | 3,740                                | —                 | —      | 3,616                    | 3,616  |
| 1,146                       | 140                     | —              | —                              | 7,544                                | 1                 | 7      | 6,879                    | 6,879  |
| —                           | 266                     | —              | 3,883                          | 9,236                                | 4                 | 7      | 17,264                   | 17,264 |
| —                           | 17                      | —              | 122                            | 970                                  | 2                 | —      | 1,208                    | 1,208  |
| —                           | 14                      | —              | 454                            | 613                                  | —                 | —      | 1,634                    | 1,634  |
| —                           | 12                      | —              | 312                            | 575                                  | —                 | —      | 1,333                    | 1,333  |
| —                           | 52                      | —              | 358                            | 1,471                                | 1                 | 2      | 2,717                    | 2,717  |
| —                           | 25                      | —              | 218                            | 449                                  | —                 | 1      | 1,289                    | 1,289  |
| —                           | 23                      | —              | 352                            | 677                                  | —                 | —      | 1,301                    | 1,301  |
| —                           | 14                      | —              | 448                            | 386                                  | 1                 | 1      | 784                      | 784    |
| —                           | 40                      | —              | 187                            | 1,082                                | —                 | —      | 1,896                    | 1,896  |
| —                           | 6                       | —              | 127                            | 254                                  | —                 | —      | 696                      | 696    |
| —                           | 6                       | —              | 162                            | 787                                  | —                 | 2      | 976                      | 976    |
| —                           | 2                       | —              | 60                             | 110                                  | —                 | —      | 274                      | 274    |
| —                           | 23                      | —              | 111                            | 773                                  | —                 | 1      | 840                      | 840    |
| —                           | 15                      | —              | 526                            | 779                                  | —                 | —      | 1,509                    | 1,509  |
| —                           | 17                      | —              | 446                            | 310                                  | —                 | —      | 807                      | 807    |
| 83                          | —                       | —              | 3                              | 225                                  | —                 | —      | 235                      | 235    |
| 64                          | —                       | —              | 1                              | 218                                  | —                 | —      | 203                      | 203    |
| 19                          | —                       | —              | 2                              | 7                                    | —                 | —      | 32                       | 32     |



表10. 現住人口遷入遷出登記—按區域別分(續2)

單位：人

2. 男性

| 區域別<br>Locality      | 遷入          |                               |                        |                    |                     |                      |                    |
|----------------------|-------------|-------------------------------|------------------------|--------------------|---------------------|----------------------|--------------------|
|                      | 合計<br>Total | 自外國<br>From Foreign Countries | 自他省(市)                 |                    |                     |                      |                    |
|                      |             |                               | 新北市<br>New Taipei City | 臺北市<br>Taipei City | 桃園市<br>Taoyuan City | 臺中市<br>Taichung City | 臺南市<br>Tainan City |
| 一〇四年九月<br>Sep., 2015 | 39,273      | 1,145                         | 3,836                  | 3,468              | 1,271               | 1,405                | 868                |
| 新北市New Taipei City   | 6,579       | 270                           | —                      | 2,109              | 353                 | 129                  | 86                 |
| 臺北市Taipei City       | 5,469       | 365                           | 1,454                  | —                  | 197                 | 117                  | 58                 |
| 桃園市Taoyuan City      | 4,187       | 75                            | 857                    | 391                | —                   | 129                  | 70                 |
| 臺中市Taichung City     | 4,928       | 99                            | 175                    | 212                | 90                  | —                    | 91                 |
| 臺南市Tainan City       | 2,607       | 54                            | 109                    | 77                 | 32                  | 83                   | —                  |
| 高雄市Kaohsiung City    | 4,859       | 114                           | 139                    | 103                | 70                  | 94                   | 241                |
| 臺灣省Taiwan Prov.      | 9,851       | 164                           | 953                    | 513                | 438                 | 779                  | 261                |
| 宜蘭縣Yilan C.          | 741         | 13                            | 101                    | 64                 | 34                  | 16                   | 3                  |
| 新竹縣Hsinchu C.        | 919         | 10                            | 94                     | 65                 | 89                  | 36                   | 17                 |
| 苗栗縣Miaoli C.         | 610         | 13                            | 61                     | 31                 | 35                  | 66                   | 12                 |
| 彰化縣Changhua C.       | 1,171       | 24                            | 61                     | 34                 | 21                  | 189                  | 28                 |
| 南投縣Nantou C.         | 551         | 14                            | 31                     | 16                 | 15                  | 128                  | 8                  |
| 雲林縣Yunlin C.         | 763         | 7                             | 101                    | 36                 | 28                  | 88                   | 26                 |
| 嘉義縣Chiayi C.         | 607         | 5                             | 44                     | 14                 | 15                  | 38                   | 38                 |
| 屏東縣Pingtung C.       | 997         | 21                            | 69                     | 16                 | 25                  | 40                   | 29                 |
| 臺東縣Taitung C.        | 316         | 7                             | 37                     | 20                 | 27                  | 16                   | 10                 |
| 花蓮縣Hualien C.        | 644         | 6                             | 69                     | 37                 | 42                  | 33                   | 10                 |
| 澎湖縣Penghu C.         | 515         | 1                             | 62                     | 29                 | 48                  | 62                   | 37                 |
| 基隆市Keelung City      | 672         | 18                            | 129                    | 78                 | 22                  | 11                   | 3                  |
| 新竹市Hsinchu City      | 956         | 17                            | 82                     | 57                 | 33                  | 42                   | 24                 |
| 嘉義市Chiayi City       | 389         | 8                             | 12                     | 16                 | 4                   | 14                   | 16                 |
| 福建省Fuchien Prov.     | 793         | 4                             | 149                    | 63                 | 91                  | 74                   | 61                 |
| 金門縣Kinmen C.         | 711         | 4                             | 127                    | 58                 | 67                  | 71                   | 58                 |
| 連江縣Lienchiang C.     | 82          | —                             | 22                     | 5                  | 24                  | 3                    | 3                  |

TABLE 10. MIGRATION REGISTRATION OF RESIDENT POPULATION  
- BY LOCALITY (CONT. 2)

2. MALE

Unit: Persons

| Immigrants / In-migrants      |                     |                      |                |                                |   |            |        |
|-------------------------------|---------------------|----------------------|----------------|--------------------------------|---|------------|--------|
| From Other Provinces (Cities) |                     |                      |                | 自本省<br>他縣市                     | 自本縣<br>市他鄉<br>鎮市區<br>Other<br>Township,<br>City & Dist. | 初設<br>戶籍   | 其他     |
| 高雄市<br>Kaohsiung<br>City      | 臺灣省<br>Taiwan Prov. | 福建省<br>Fuchien Prov. | 其他省市<br>Others | Other C.<br>& City<br>of Prov. |   | First Reg. | Others |
| 1,393                         | 4,124               | 230                  | 2              | 1,854                          | 19,337  | 336        | 4      |
| 141                           | 808                 | 39                   | —              | —                              | 2,548   | 94         | 2      |
| 110                           | 492                 | 28                   | —              | —                              | 2,566   | 81         | 1      |
| 115                           | 696                 | 53                   | —              | —                              | 1,762   | 39         | —      |
| 134                           | 1,111               | 26                   | —              | —                              | 2,964   | 26         | —      |
| 244                           | 253                 | 15                   | —              | —                              | 1,730   | 10         | —      |
| —                             | 616                 | 21                   | —              | —                              | 3,431   | 29         | 1      |
| 568                           | —                   | 48                   | —              | 1,851                          | 4,221   | 55         | —      |
| 10                            | —                   | 2                    | —              | 47                             | 448   | 3          | —      |
| 27                            | —                   | 2                    | —              | 297                            | 275   | 7          | —      |
| 7                             | —                   | 4                    | —              | 112                            | 266   | 3          | —      |
| 23                            | —                   | 1                    | —              | 121                            | 658   | 11         | —      |
| 15                            | —                   | 5                    | —              | 77                             | 238   | 4          | —      |
| 44                            | —                   | 4                    | —              | 126                            | 301   | 2          | —      |
| 32                            | —                   | 2                    | —              | 240                            | 177   | 2          | —      |
| 223                           | —                   | 5                    | —              | 80                             | 484   | 5          | —      |
| 29                            | —                   | 1                    | —              | 51                             | 115   | 3          | —      |
| 15                            | —                   | 1                    | —              | 51                             | 376   | 4          | —      |
| 84                            | —                   | 3                    | —              | 144                            | 44  | 1          | —      |
| 14                            | —                   | 10                   | —              | 39                             | 341   | 7          | —      |
| 29                            | —                   | 4                    | —              | 302                            | 363   | 3          | —      |
| 16                            | —                   | 4                    | —              | 164                            | 135   | —          | —      |
| 81                            | 148                 | —                    | 2              | 3                              | 115   | 2          | —      |
| 80                            | 133                 | —                    | —              | 2                              | 109   | 2          | —      |
| 1                             | 15                  | —                    | 2              | 1                              | 6   | —          | —      |

表10. 現住人口遷入遷出登記—按區域別分(續3)

單位：人

2. 男性

| 年(月)別<br>Year (Month) | 遷 出          |                             |                        |                    |                     |                      |                    |                       |
|-----------------------|--------------|-----------------------------|------------------------|--------------------|---------------------|----------------------|--------------------|-----------------------|
|                       | 合 計<br>Total | 往外國<br>To Foreign Countries | 往他省(市)                 |                    |                     |                      |                    |                       |
|                       |              |                             | 新北市<br>New Taipei City | 臺北市<br>Taipei City | 桃園市<br>Taoyuan City | 臺中市<br>Taichung City | 臺南市<br>Tainan City | 高雄市<br>Kaohsiung City |
| 一〇四年九月<br>Sep., 2015  | 39,813       | 2,011                       | 3,665                  | 2,456              | 2,311               | 1,839                | 813                | 1,284                 |
| 新 北 市 New Taipei City | 6,842        | 453                         | —                      | 1,454              | 857                 | 175                  | 109                | 139                   |
| 臺 北 市 Taipei City     | 6,682        | 647                         | 2,109                  | —                  | 391                 | 212                  | 77                 | 103                   |
| 桃 園 市 Taoyuan City    | 3,212        | 179                         | 353                    | 197                | —                   | 90                   | 32                 | 70                    |
| 臺 中 市 Taichung City   | 4,528        | 157                         | 129                    | 117                | 129                 | —                    | 83                 | 94                    |
| 臺 南 市 Tainan City     | 2,666        | 68                          | 86                     | 58                 | 70                  | 91                   | —                  | 241                   |
| 高 雄 市 Kaohsiung City  | 5,004        | 177                         | 141                    | 110                | 115                 | 134                  | 244                | —                     |
| 臺 灣 省 Taiwan Prov.    | 10,528       | 327                         | 808                    | 492                | 696                 | 1,111                | 253                | 616                   |
| 宜蘭縣 Yilan C.          | 785          | 23                          | 87                     | 76                 | 56                  | 17                   | 1                  | 11                    |
| 新竹縣 Hsinchu C.        | 788          | 24                          | 46                     | 41                 | 116                 | 35                   | 12                 | 11                    |
| 苗栗縣 Miaoli C.         | 745          | 29                          | 55                     | 32                 | 70                  | 130                  | 11                 | 14                    |
| 彰化縣 Changhua C.       | 1,451        | 33                          | 71                     | 49                 | 62                  | 316                  | 26                 | 27                    |
| 南投縣 Nantou C.         | 720          | 28                          | 31                     | 27                 | 27                  | 237                  | 11                 | 18                    |
| 雲林縣 Yunlin C.         | 920          | 23                          | 105                    | 33                 | 54                  | 132                  | 28                 | 38                    |
| 嘉義縣 Chiayi C.         | 629          | 16                          | 50                     | 21                 | 30                  | 46                   | 38                 | 42                    |
| 屏東縣 Pingtung C.       | 1,172        | 42                          | 54                     | 29                 | 59                  | 54                   | 49                 | 282                   |
| 臺東縣 Taitung C.        | 334          | 5                           | 40                     | 14                 | 47                  | 21                   | 12                 | 20                    |
| 花蓮縣 Hualien C.        | 690          | 16                          | 64                     | 35                 | 60                  | 13                   | 9                  | 29                    |
| 澎湖縣 Penghu C.         | 212          | 3                           | 23                     | 6                  | 10                  | 14                   | 12                 | 56                    |
| 基隆市 Keelung City      | 711          | 23                          | 133                    | 68                 | 43                  | 19                   | 5                  | 15                    |
| 新竹市 Hsinchu City      | 872          | 48                          | 23                     | 43                 | 52                  | 47                   | 16                 | 27                    |
| 嘉義市 Chiayi City       | 499          | 14                          | 26                     | 18                 | 10                  | 30                   | 23                 | 26                    |
| 福 建 省 Fuchien Prov.   | 351          | 3                           | 39                     | 28                 | 53                  | 26                   | 15                 | 21                    |
| 金門縣 Kinmen C.         | 289          | 1                           | 29                     | 23                 | 39                  | 24                   | 12                 | 18                    |
| 連江縣 Lienchiang C.     | 62           | 2                           | 10                     | 5                  | 14                  | 2                    | 3                  | 3                     |

TABLE 10. MIGRATION REGISTRATION OF RESIDENT POPULATION - BY LOCALITY (CONT. 3)

2. MALE

Unit : Persons

| Emigrants / Out-migrants    |                         |                |                                |                                      |                   |        | 住址變更<br>Change Residence |          |
|-----------------------------|-------------------------|----------------|--------------------------------|--------------------------------------|-------------------|--------|--------------------------|----------|
| To Other Provinces (Cities) |                         |                | 往本省<br>他縣市                     | 往本縣<br>市他鄉<br>鎮市區                    | 廢止戶籍              | 其他     | 入<br>In                  | 出<br>Out |
| 臺灣省<br>Taiwan<br>Prov.      | 福建省<br>Fuchien<br>Prov. | 其他省市<br>Others | Other C.<br>& City<br>of Prov. | Other Town-<br>ship, City<br>& Dist. | Cancelled<br>Reg. | Others |                          |          |
| 3,560                       | 667                     | —              | 1,854                          | 19,337                               | 4                 | 12     | 28,115                   | 28,115   |
| 953                         | 149                     | —              | —                              | 2,548                                | 1                 | 4      | 5,120                    | 5,120    |
| 513                         | 63                      | —              | —                              | 2,566                                | 1                 | —      | 3,532                    | 3,532    |
| 438                         | 91                      | —              | —                              | 1,762                                | —                 | —      | 2,960                    | 2,960    |
| 779                         | 74                      | —              | —                              | 2,964                                | —                 | 2      | 3,187                    | 3,187    |
| 261                         | 61                      | —              | —                              | 1,730                                | —                 | —      | 1,760                    | 1,760    |
| 568                         | 81                      | —              | —                              | 3,431                                | 1                 | 2      | 3,204                    | 3,204    |
| —                           | 148                     | —              | 1,851                          | 4,221                                | 1                 | 4      | 8,226                    | 8,226    |
| —                           | 9                       | —              | 57                             | 448                                  | —                 | —      | 566                      | 566      |
| —                           | 5                       | —              | 223                            | 275                                  | —                 | —      | 724                      | 724      |
| —                           | 5                       | —              | 133                            | 266                                  | —                 | —      | 647                      | 647      |
| —                           | 29                      | —              | 178                            | 658                                  | 1                 | 1      | 1,313                    | 1,313    |
| —                           | 12                      | —              | 91                             | 238                                  | —                 | —      | 611                      | 611      |
| —                           | 14                      | —              | 192                            | 301                                  | —                 | —      | 629                      | 629      |
| —                           | 8                       | —              | 200                            | 177                                  | —                 | 1      | 383                      | 383      |
| —                           | 22                      | —              | 97                             | 484                                  | —                 | —      | 896                      | 896      |
| —                           | 6                       | —              | 54                             | 115                                  | —                 | —      | 341                      | 341      |
| —                           | 4                       | —              | 82                             | 376                                  | —                 | 2      | 453                      | 453      |
| —                           | 1                       | —              | 43                             | 44                                   | —                 | —      | 138                      | 138      |
| —                           | 12                      | —              | 52                             | 341                                  | —                 | —      | 425                      | 425      |
| —                           | 9                       | —              | 244                            | 363                                  | —                 | —      | 716                      | 716      |
| —                           | 12                      | —              | 205                            | 135                                  | —                 | —      | 384                      | 384      |
| 48                          | —                       | —              | 3                              | 115                                  | —                 | —      | 126                      | 126      |
| 33                          | —                       | —              | 1                              | 109                                  | —                 | —      | 110                      | 110      |
| 15                          | —                       | —              | 2                              | 6                                    | —                 | —      | 16                       | 16       |

表10. 現住人口遷入遷出登記—按區域別分(續4)

單位：人

3. 女性

| 區域別<br>Locality      | 遷入          |                               |                        |                    |                     |                      |                    |
|----------------------|-------------|-------------------------------|------------------------|--------------------|---------------------|----------------------|--------------------|
|                      | 合計<br>Total | 自外國<br>From Foreign Countries | 自他省(市)                 |                    |                     |                      |                    |
|                      |             |                               | 新北市<br>New Taipei City | 臺北市<br>Taipei City | 桃園市<br>Taoyuan City | 臺中市<br>Taichung City | 臺南市<br>Tainan City |
| 一〇四年九月<br>Sep., 2015 | 46,215      | 1,302                         | 4,267                  | 3,846              | 1,358               | 1,622                | 973                |
| 新北市New Taipei City   | 7,998       | 280                           | —                      | 2,461              | 419                 | 198                  | 108                |
| 臺北市Taipei City       | 6,611       | 421                           | 1,666                  | —                  | 226                 | 169                  | 87                 |
| 桃園市Taoyuan City      | 5,062       | 105                           | 1,079                  | 442                | —                   | 145                  | 88                 |
| 臺中市Taichung City     | 6,126       | 100                           | 256                    | 211                | 112                 | —                    | 120                |
| 臺南市Tainan City       | 3,002       | 54                            | 106                    | 63                 | 41                  | 94                   | —                  |
| 高雄市Kaohsiung City    | 5,664       | 136                           | 136                    | 112                | 42                  | 111                  | 293                |
| 臺灣省Taiwan Prov.      | 11,102      | 203                           | 909                    | 498                | 442                 | 843                  | 237                |
| 宜蘭縣Yilan C.          | 881         | 12                            | 128                    | 68                 | 29                  | 24                   | 4                  |
| 新竹縣Hsinchu C.        | 1,055       | 16                            | 79                     | 64                 | 85                  | 44                   | 16                 |
| 苗栗縣Miaoli C.         | 671         | 16                            | 40                     | 23                 | 44                  | 69                   | 6                  |
| 彰化縣Changhua C.       | 1,460       | 33                            | 72                     | 29                 | 19                  | 225                  | 25                 |
| 南投縣Nantou C.         | 560         | 12                            | 31                     | 18                 | 15                  | 152                  | 10                 |
| 雲林縣Yunlin C.         | 846         | 10                            | 95                     | 32                 | 16                  | 84                   | 20                 |
| 嘉義縣Chiayi C.         | 710         | 6                             | 43                     | 13                 | 17                  | 36                   | 44                 |
| 屏東縣Pingtung C.       | 1,172       | 28                            | 50                     | 26                 | 32                  | 44                   | 26                 |
| 臺東縣Taitung C.        | 358         | 6                             | 42                     | 16                 | 34                  | 19                   | 10                 |
| 花蓮縣Hualien C.        | 707         | 11                            | 80                     | 35                 | 46                  | 21                   | 10                 |
| 澎湖縣Penghu C.         | 364         | 2                             | 32                     | 11                 | 33                  | 54                   | 22                 |
| 基隆市Keelung City      | 788         | 22                            | 132                    | 82                 | 23                  | 10                   | 5                  |
| 新竹市Hsinchu City      | 1,041       | 17                            | 68                     | 69                 | 40                  | 44                   | 17                 |
| 嘉義市Chiayi City       | 489         | 12                            | 17                     | 12                 | 9                   | 17                   | 22                 |
| 福建省Fuchien Prov.     | 650         | 3                             | 115                    | 59                 | 76                  | 62                   | 40                 |
| 金門縣Kinmen C.         | 622         | 3                             | 111                    | 57                 | 68                  | 61                   | 38                 |
| 連江縣Lienchiang C.     | 28          | —                             | 4                      | 2                  | 8                   | 1                    | 2                  |

TABLE 10. MIGRATION REGISTRATION OF RESIDENT POPULATION  
- BY LOCALITY (CONT. 4)

3. FEMALE

Unit: Persons

| Immigrants / In-migrants      |                     |                      |                |                                |   |            |        |
|-------------------------------|---------------------|----------------------|----------------|--------------------------------|---|------------|--------|
| From Other Provinces (Cities) |                     |                      |                | 自本省<br>他縣市                     | 自本縣<br>市他鄉<br>鎮市區<br>Other<br>Township,<br>City & Dist. | 初設<br>戶籍   | 其他     |
| 高雄市<br>Kaohsiung<br>City      | 臺灣省<br>Taiwan Prov. | 福建省<br>Fuchien Prov. | 其他省市<br>Others | Other C.<br>& City<br>of Prov. |   | First Reg. | Others |
| 1,485                         | 4,710               | 199                  | 1              | 2,032                          | 23,312  | 1,097      | 11     |
| 175                           | 934                 | 44                   | —              | —                              | 3,155   | 221        | 3      |
| 121                           | 586                 | 30                   | —              | —                              | 3,129   | 176        | —      |
| 126                           | 822                 | 47                   | —              | —                              | 2,082   | 126        | —      |
| 151                           | 1,364               | 17                   | —              | —                              | 3,698   | 95         | 2      |
| 275                           | 286                 | 9                    | —              | —                              | 2,010   | 63         | 1      |
| —                             | 600                 | 17                   | —              | —                              | 4,113   | 102        | 2      |
| 578                           | —                   | 35                   | —              | 2,032                          | 5,015   | 307        | 3      |
| 11                            | —                   | 1                    | —              | 54                             | 522   | 28         | —      |
| 25                            | —                   | 6                    | —              | 351                            | 338   | 31         | —      |
| 13                            | —                   | 1                    | —              | 118                            | 309   | 32         | —      |
| 30                            | —                   | 1                    | —              | 174                            | 813   | 39         | —      |
| 20                            | —                   | 1                    | —              | 72                             | 211   | 18         | —      |
| 35                            | —                   | —                    | —              | 149                            | 376   | 29         | —      |
| 37                            | —                   | 2                    | —              | 275                            | 209   | 27         | 1      |
| 244                           | —                   | 10                   | —              | 75                             | 598   | 38         | 1      |
| 26                            | —                   | 2                    | —              | 54                             | 139   | 10         | —      |
| 18                            | —                   | 1                    | —              | 60                             | 411   | 13         | 1      |
| 56                            | —                   | 2                    | —              | 85                             | 66  | 1          | —      |
| 11                            | —                   | 2                    | —              | 57                             | 432   | 12         | —      |
| 31                            | —                   | 5                    | —              | 313                            | 416   | 21         | —      |
| 21                            | —                   | 1                    | —              | 195                            | 175   | 8          | —      |
| 59                            | 118                 | —                    | 1              | —                              | 110   | 7          | —      |
| 58                            | 112                 | —                    | —              | —                              | 109   | 5          | —      |
| 1                             | 6                   | —                    | 1              | —                              | 1   | 2          | —      |

表10. 現住人口遷入遷出登記—按區域別分(續5完)

單位：人

3. 女性

| 年(月)別<br>Year (Month)    | 遷 出          |                             |                        |                    |                     |                      |                    |                       |
|--------------------------|--------------|-----------------------------|------------------------|--------------------|---------------------|----------------------|--------------------|-----------------------|
|                          | 合 計<br>Total | 往外國<br>To Foreign Countries | 往他省(市)                 |                    |                     |                      |                    |                       |
|                          |              |                             | 新北市<br>New Taipei City | 臺北市<br>Taipei City | 桃園市<br>Taoyuan City | 臺中市<br>Taichung City | 臺南市<br>Tainan City | 高雄市<br>Kaohsiung City |
| 一〇四年九月<br>Sep., 2015     | 46,509       | 2,680                       | 4,339                  | 2,885              | 2,749               | 2,231                | 874                | 1,311                 |
| 新 北 市<br>New Taipei City | 7,990        | 560                         | —                      | 1,666              | 1,079               | 256                  | 106                | 136                   |
| 臺 北 市<br>Taipei City     | 7,871        | 895                         | 2,461                  | —                  | 442                 | 211                  | 63                 | 112                   |
| 桃 園 市<br>Taoyuan City    | 3,659        | 216                         | 419                    | 226                | —                   | 112                  | 41                 | 42                    |
| 臺 中 市<br>Taichung City   | 5,539        | 217                         | 198                    | 169                | 145                 | —                    | 94                 | 111                   |
| 臺 南 市<br>Tainan City     | 3,103        | 120                         | 108                    | 87                 | 88                  | 120                  | —                  | 293                   |
| 高 雄 市<br>Kaohsiung City  | 5,847        | 244                         | 175                    | 121                | 126                 | 151                  | 275                | —                     |
| 臺 灣 省<br>Taiwan Prov.    | 12,188       | 425                         | 934                    | 586                | 822                 | 1,364                | 286                | 600                   |
| 宜蘭縣<br>Yilan C.          | 902          | 23                          | 106                    | 72                 | 60                  | 21                   | 6                  | 17                    |
| 新竹縣<br>Hsinchu C.        | 945          | 31                          | 65                     | 39                 | 179                 | 39                   | 8                  | 6                     |
| 苗栗縣<br>Miaoli C.         | 920          | 35                          | 50                     | 41                 | 108                 | 164                  | 16                 | 11                    |
| 彰化縣<br>Changhua C.       | 1,750        | 54                          | 74                     | 52                 | 71                  | 426                  | 26                 | 30                    |
| 南投縣<br>Nantou C.         | 826          | 28                          | 58                     | 30                 | 27                  | 295                  | 17                 | 19                    |
| 雲林縣<br>Yunlin C.         | 969          | 26                          | 102                    | 41                 | 37                  | 143                  | 30                 | 45                    |
| 嘉義縣<br>Chiayi C.         | 745          | 19                          | 59                     | 24                 | 38                  | 46                   | 64                 | 31                    |
| 屏東縣<br>Pingtung C.       | 1,355        | 54                          | 79                     | 38                 | 54                  | 62                   | 61                 | 301                   |
| 臺東縣<br>Taitung C.        | 391          | 10                          | 33                     | 27                 | 48                  | 22                   | 12                 | 27                    |
| 花蓮縣<br>Hualien C.        | 716          | 18                          | 58                     | 46                 | 53                  | 23                   | 7                  | 18                    |
| 澎湖縣<br>Penghu C.         | 186          | 2                           | 17                     | 9                  | 16                  | 16                   | 9                  | 33                    |
| 基隆市<br>Keelung City      | 870          | 33                          | 162                    | 81                 | 50                  | 26                   | 3                  | 12                    |
| 新竹市<br>Hsinchu City      | 1,017        | 70                          | 38                     | 60                 | 69                  | 44                   | 11                 | 21                    |
| 嘉義市<br>Chiayi City       | 596          | 22                          | 33                     | 26                 | 12                  | 37                   | 16                 | 29                    |
| 福 建 省<br>Fuchien Prov.   | 312          | 3                           | 44                     | 30                 | 47                  | 17                   | 9                  | 17                    |
| 金門縣<br>Kinmen C.         | 282          | 1                           | 35                     | 25                 | 42                  | 15                   | 9                  | 15                    |
| 連江縣<br>Lienchiang C.     | 30           | 2                           | 9                      | 5                  | 5                   | 2                    | —                  | 2                     |

TABLE 10. MIGRATION REGISTRATION OF RESIDENT POPULATION - BY LOCALITY(END)

3. FEMALE

Unit : Persons

| Emigrants / Out-migrants    |                         |                |                                |                                      |                   |        | 住址變更<br>Change Residence |        |
|-----------------------------|-------------------------|----------------|--------------------------------|--------------------------------------|-------------------|--------|--------------------------|--------|
| To Other Provinces (Cities) |                         |                | 往本省<br>他縣市                     | 往本縣<br>市他鄉<br>鎮市區                    | 廢止戶籍              | 其他     | 入                        | 出      |
| 臺灣省<br>Taiwan<br>Prov.      | 福建省<br>Fuchien<br>Prov. | 其他省市<br>Others | Other C.<br>& City<br>of Prov. | Other Town-<br>ship, City<br>& Dist. | Cancelled<br>Reg. | Others | In                       | Out    |
| 3,542                       | 529                     | —              | 2,032                          | 23,312                               | 8                 | 17     | 31,568                   | 31,568 |
| 909                         | 115                     | —              | —                              | 3,155                                | 3                 | 5      | 5,649                    | 5,649  |
| 498                         | 59                      | —              | —                              | 3,129                                | —                 | 1      | 4,117                    | 4,117  |
| 442                         | 76                      | —              | —                              | 2,082                                | 1                 | 2      | 3,534                    | 3,534  |
| 843                         | 62                      | —              | —                              | 3,698                                | 1                 | 1      | 3,590                    | 3,590  |
| 237                         | 40                      | —              | —                              | 2,010                                | —                 | —      | 1,856                    | 1,856  |
| 578                         | 59                      | —              | —                              | 4,113                                | —                 | 5      | 3,675                    | 3,675  |
| —                           | 118                     | —              | 2,032                          | 5,015                                | 3                 | 3      | 9,038                    | 9,038  |
| —                           | 8                       | —              | 65                             | 522                                  | 2                 | —      | 642                      | 642    |
| —                           | 9                       | —              | 231                            | 338                                  | —                 | —      | 910                      | 910    |
| —                           | 7                       | —              | 179                            | 309                                  | —                 | —      | 686                      | 686    |
| —                           | 23                      | —              | 180                            | 813                                  | —                 | 1      | 1,404                    | 1,404  |
| —                           | 13                      | —              | 127                            | 211                                  | —                 | 1      | 678                      | 678    |
| —                           | 9                       | —              | 160                            | 376                                  | —                 | —      | 672                      | 672    |
| —                           | 6                       | —              | 248                            | 209                                  | 1                 | —      | 401                      | 401    |
| —                           | 18                      | —              | 90                             | 598                                  | —                 | —      | 1,000                    | 1,000  |
| —                           | —                       | —              | 73                             | 139                                  | —                 | —      | 355                      | 355    |
| —                           | 2                       | —              | 80                             | 411                                  | —                 | —      | 523                      | 523    |
| —                           | 1                       | —              | 17                             | 66                                   | —                 | —      | 136                      | 136    |
| —                           | 11                      | —              | 59                             | 432                                  | —                 | 1      | 415                      | 415    |
| —                           | 6                       | —              | 282                            | 416                                  | —                 | —      | 793                      | 793    |
| —                           | 5                       | —              | 241                            | 175                                  | —                 | —      | 423                      | 423    |
| 35                          | —                       | —              | —                              | 110                                  | —                 | —      | 109                      | 109    |
| 31                          | —                       | —              | —                              | 109                                  | —                 | —      | 93                       | 93     |
| 4                           | —                       | —              | —                              | 1                                    | —                 | —      | 16                       | 16     |

表11. 現住人口遷入遷出登記年累計—按區域別分

單位：人

1. 男女合計

| 區域別<br>Locality               | 遷入          |                               |                        |                    |                     |                      |                    |
|-------------------------------|-------------|-------------------------------|------------------------|--------------------|---------------------|----------------------|--------------------|
|                               | 合計<br>Total | 自外國<br>From Foreign Countries | 自他省(市)                 |                    |                     |                      |                    |
|                               |             |                               | 新北市<br>New Taipei City | 臺北市<br>Taipei City | 桃園市<br>Taoyuan City | 臺中市<br>Taichung City | 臺南市<br>Tainan City |
| 一〇四年一至九月<br>Jan. - Sep., 2015 | 797,482     | 26,793                        | 79,879                 | 61,728             | 25,741              | 29,298               | 18,368             |
| 新北市New Taipei City            | 130,440     | 5,976                         | —                      | 36,507             | 7,665               | 3,154                | 1,949              |
| 臺北市Taipei City                | 104,430     | 8,259                         | 30,272                 | —                  | 3,909               | 2,862                | 1,532              |
| 桃園市Taoyuan City               | 94,743      | 2,073                         | 20,753                 | 7,451              | —                   | 3,429                | 1,919              |
| 臺中市Taichung City              | 105,666     | 2,468                         | 4,364                  | 3,889              | 1,944               | —                    | 2,172              |
| 臺南市Tainan City                | 55,324      | 1,285                         | 2,000                  | 1,299              | 906                 | 1,736                | —                  |
| 高雄市Kaohsiung City             | 95,621      | 2,589                         | 2,812                  | 2,095              | 1,358               | 2,041                | 5,175              |
| 臺灣省Taiwan Prov.               | 201,539     | 4,093                         | 17,456                 | 9,726              | 8,733               | 15,340               | 5,252              |
| 宜蘭縣Yilan C.                   | 15,884      | 253                           | 2,363                  | 1,423              | 626                 | 323                  | 136                |
| 新竹縣Hsinchu C.                 | 18,829      | 305                           | 1,538                  | 1,067              | 1,795               | 817                  | 346                |
| 苗栗縣Miaoli C.                  | 12,919      | 306                           | 950                    | 524                | 888                 | 1,623                | 202                |
| 彰化縣Changhua C.                | 27,218      | 591                           | 1,430                  | 557                | 561                 | 4,128                | 556                |
| 南投縣Nantou C.                  | 11,826      | 264                           | 617                    | 312                | 365                 | 2,887                | 226                |
| 雲林縣Yunlin C.                  | 16,490      | 272                           | 1,884                  | 644                | 609                 | 1,649                | 497                |
| 嘉義縣Chiayi C.                  | 12,668      | 182                           | 898                    | 318                | 411                 | 625                  | 891                |
| 屏東縣Pingtung C.                | 21,366      | 477                           | 967                    | 476                | 556                 | 764                  | 719                |
| 臺東縣Taitung C.                 | 6,517       | 120                           | 727                    | 302                | 567                 | 373                  | 212                |
| 花蓮縣Hualien C.                 | 13,155      | 178                           | 1,330                  | 716                | 828                 | 396                  | 186                |
| 澎湖縣Penghu C.                  | 4,359       | 35                            | 373                    | 181                | 231                 | 402                  | 334                |
| 基隆市Keelung City               | 14,257      | 412                           | 2,884                  | 1,875              | 414                 | 267                  | 126                |
| 新竹市Hsinchu City               | 16,712      | 474                           | 1,108                  | 1,032              | 712                 | 704                  | 322                |
| 嘉義市Chiayi City                | 9,339       | 224                           | 387                    | 299                | 170                 | 382                  | 499                |
| 福建省Fuchien Prov.              | 9,719       | 50                            | 2,222                  | 761                | 1,226               | 736                  | 369                |
| 金門縣Kinmen C.                  | 8,910       | 47                            | 2,021                  | 714                | 1,063               | 686                  | 344                |
| 連江縣Lienchiang C.              | 809         | 3                             | 201                    | 47                 | 163                 | 50                   | 25                 |

資料來源：本部戶政司。

TABLE 11. MIGRATION REGISTRATION OF RESIDENT POPULATION OF THE YEAR - BY LOCALITY

1. BOTH SEX

Unit : Persons

| Immigrants / In-migrants      |                     |                      |                |                                |   |            |        |
|-------------------------------|---------------------|----------------------|----------------|--------------------------------|---|------------|--------|
| From Other Provinces (Cities) |                     |                      |                | 自本省<br>他縣市                     | 自本縣<br>市他鄉<br>鎮市區<br>Other<br>Township,<br>City & Dist. | 初設<br>戶籍   | 其他     |
| 高雄市<br>Kaohsiung<br>City      | 臺灣省<br>Taiwan Prov. | 福建省<br>Fuchien Prov. | 其他省市<br>Others | Other C.<br>& City<br>of Prov. |   | First Reg. | Others |
| 28,519                        | 91,536              | 3,683                | 19             | 37,664                         | 380,559   | 13,586     | 109    |
| 2,816                         | 17,143              | 832                  | 3              | —                              | 51,306  | 3,060      | 29     |
| 2,436                         | 10,598              | 382                  | —              | —                              | 41,668  | 2,505      | 7      |
| 2,741                         | 18,758              | 808                  | —              | —                              | 35,337  | 1,470      | 4      |
| 2,825                         | 24,885              | 430                  | 2              | —                              | 61,360  | 1,312      | 15     |
| 5,537                         | 6,366               | 175                  | —              | —                              | 35,295  | 716        | 9      |
| —                             | 12,489              | 349                  | 3              | —                              | 65,469  | 1,234      | 7      |
| 11,456                        | —                   | 707                  | 4              | 37,650                         | 87,878  | 3,206      | 38     |
| 233                           | —                   | 38                   | —              | 1,168                          | 9,106   | 213        | 2      |
| 560                           | —                   | 65                   | 1              | 6,042                          | 5,939   | 354        | —      |
| 309                           | —                   | 45                   | —              | 2,352                          | 5,397   | 320        | 3      |
| 673                           | —                   | 69                   | 1              | 3,265                          | 14,903  | 484        | —      |
| 330                           | —                   | 42                   | —              | 1,909                          | 4,690   | 182        | 2      |
| 691                           | —                   | 51                   | —              | 3,088                          | 6,782   | 321        | 2      |
| 640                           | —                   | 31                   | 2              | 4,731                          | 3,706   | 232        | 1      |
| 4,977                         | —                   | 101                  | —              | 1,548                          | 10,446  | 329        | 6      |
| 557                           | —                   | 23                   | —              | 1,078                          | 2,455   | 92         | 11     |
| 352                           | —                   | 44                   | —              | 1,461                          | 7,546   | 114        | 4      |
| 1,041                         | —                   | 31                   | —              | 689                            | 1,014   | 27         | 1      |
| 244                           | —                   | 74                   | —              | 1,042                          | 6,729   | 189        | 1      |
| 481                           | —                   | 59                   | —              | 5,050                          | 6,529   | 238        | 3      |
| 368                           | —                   | 34                   | —              | 4,227                          | 2,636   | 111        | 2      |
| 708                           | 1,297               | —                    | 7              | 14                             | 2,246   | 83         | —      |
| 671                           | 1,137               | —                    | —              | 8                              | 2,148   | 71         | —      |
| 37                            | 160                 | —                    | 7              | 6                              | 98  | 12         | —      |

Source : Dept. of Household Registration Affairs, MOI.

表11. 現住人口遷入遷出登記年累計—按區域別分(續1)

單位：人

1. 男女合計

| 年(月)別<br>Year (Month)         | 遷 出          |                             |                        |                    |                     |                      |                    |                       |
|-------------------------------|--------------|-----------------------------|------------------------|--------------------|---------------------|----------------------|--------------------|-----------------------|
|                               | 合 計<br>Total | 往外國<br>To Foreign Countries | 往他省(市)                 |                    |                     |                      |                    |                       |
|                               |              |                             | 新北市<br>New Taipei City | 臺北市<br>Taipei City | 桃園市<br>Taoyuan City | 臺中市<br>Taichung City | 臺南市<br>Tainan City | 高雄市<br>Kaohsiung City |
| 一〇四年一至九月<br>Jan. - Sep., 2015 | 793,900      | 36,504                      | 70,066                 | 51,991             | 55,859              | 40,509               | 18,019             | 26,319                |
| 新 北 市 New Taipei City         | 139,515      | 8,224                       | —                      | 30,272             | 20,753              | 4,364                | 2,000              | 2,812                 |
| 臺 北 市 Taipei City             | 114,894      | 11,446                      | 36,507                 | —                  | 7,451               | 3,889                | 1,299              | 2,095                 |
| 桃 園 市 Taoyuan City            | 63,999       | 2,889                       | 7,665                  | 3,909              | —                   | 1,944                | 906                | 1,358                 |
| 臺 中 市 Taichung City           | 93,745       | 3,038                       | 3,154                  | 2,862              | 3,429               | —                    | 1,736              | 2,041                 |
| 臺 南 市 Tainan City             | 55,384       | 1,693                       | 1,949                  | 1,532              | 1,919               | 2,172                | —                  | 5,175                 |
| 高 雄 市 Kaohsiung City          | 97,582       | 3,552                       | 2,816                  | 2,436              | 2,741               | 2,825                | 5,537              | —                     |
| 臺 灣 省 Taiwan Prov.            | 222,765      | 5,591                       | 17,143                 | 10,598             | 18,758              | 24,885               | 6,366              | 12,489                |
| 宜蘭縣 Yilan C.                  | 16,113       | 358                         | 1,874                  | 1,285              | 1,362               | 467                  | 120                | 221                   |
| 新竹縣 Hsinchu C.                | 17,233       | 434                         | 898                    | 745                | 3,434               | 741                  | 287                | 320                   |
| 苗栗縣 Miaoli C.                 | 16,271       | 415                         | 1,120                  | 799                | 2,139               | 3,173                | 233                | 291                   |
| 彰化縣 Changhua C.               | 32,321       | 764                         | 1,639                  | 995                | 1,611               | 7,526                | 618                | 672                   |
| 南投縣 Nantou C.                 | 14,969       | 404                         | 739                    | 486                | 823                 | 4,753                | 310                | 362                   |
| 雲林縣 Yunlin C.                 | 19,871       | 370                         | 2,334                  | 880                | 1,608               | 2,715                | 719                | 864                   |
| 嘉義縣 Chiayi C.                 | 14,787       | 227                         | 1,178                  | 467                | 990                 | 1,183                | 1,227              | 791                   |
| 屏東縣 Pingtung C.               | 24,608       | 697                         | 1,107                  | 691                | 1,251               | 1,260                | 1,118              | 6,015                 |
| 臺東縣 Taitung C.                | 7,397        | 133                         | 821                    | 321                | 920                 | 486                  | 302                | 688                   |
| 花蓮縣 Hualien C.                | 13,977       | 294                         | 1,346                  | 763                | 1,302               | 475                  | 211                | 425                   |
| 澎湖縣 Penghu C.                 | 3,862        | 33                          | 289                    | 191                | 285                 | 341                  | 262                | 874                   |
| 基隆市 Keelung City              | 14,464       | 492                         | 2,642                  | 1,748              | 993                 | 370                  | 126                | 237                   |
| 新竹市 Hsinchu City              | 17,046       | 679                         | 704                    | 811                | 1,632               | 780                  | 282                | 328                   |
| 嘉義市 Chiayi City               | 9,846        | 291                         | 452                    | 416                | 408                 | 615                  | 551                | 401                   |
| 福 建 省 Fuchien Prov.           | 6,016        | 71                          | 832                    | 382                | 808                 | 430                  | 175                | 349                   |
| 金門縣 Kinmen C.                 | 5,167        | 52                          | 668                    | 313                | 592                 | 381                  | 153                | 303                   |
| 連江縣 Lienchiang C.             | 849          | 19                          | 164                    | 69                 | 216                 | 49                   | 22                 | 46                    |

TABLE 11. MIGRATION REGISTRATION OF RESIDENT POPULATION OF THE YEAR - BY LOCALITY (CONT. 1)

1. BOTH SEX

Unit : Persons

| Emigrants / Out-migrants    |                         |                |                                |                                      |                   |        | 住址變更<br>Change Residence |         |
|-----------------------------|-------------------------|----------------|--------------------------------|--------------------------------------|-------------------|--------|--------------------------|---------|
| To Other Provinces (Cities) |                         |                | 往本省<br>他縣市                     | 往本縣<br>市他鄉<br>鎮市區                    | 廢止戶籍              | 其他     | 入                        | 出       |
| 臺灣省<br>Taiwan<br>Prov.      | 福建省<br>Fuchien<br>Prov. | 其他省市<br>Others | Other C.<br>& City<br>of Prov. | Other Town-<br>ship, City<br>& Dist. | Cancelled<br>Reg. | Others | In                       | Out     |
| 68,670                      | 7,319                   | —              | 37,664                         | 380,559                              | 179               | 242    | 512,013                  | 512,013 |
| 17,456                      | 2,222                   | —              | —                              | 51,306                               | 43                | 63     | 93,640                   | 93,640  |
| 9,726                       | 761                     | —              | —                              | 41,668                               | 28                | 24     | 56,740                   | 56,740  |
| 8,733                       | 1,226                   | —              | —                              | 35,337                               | 12                | 20     | 58,008                   | 58,008  |
| 15,340                      | 736                     | —              | —                              | 61,360                               | 23                | 26     | 61,574                   | 61,574  |
| 5,252                       | 369                     | —              | —                              | 35,295                               | 14                | 14     | 33,324                   | 33,324  |
| 11,456                      | 708                     | —              | —                              | 65,469                               | 17                | 25     | 59,452                   | 59,452  |
| —                           | 1,297                   | —              | 37,650                         | 87,878                               | 41                | 69     | 146,748                  | 146,748 |
| —                           | 76                      | —              | 1,239                          | 9,106                                | 3                 | 2      | 10,359                   | 10,359  |
| —                           | 89                      | —              | 4,338                          | 5,939                                | 2                 | 6      | 13,789                   | 13,789  |
| —                           | 77                      | —              | 2,622                          | 5,397                                | 2                 | 3      | 11,521                   | 11,521  |
| —                           | 176                     | —              | 3,396                          | 14,903                               | 9                 | 12     | 22,987                   | 22,987  |
| —                           | 114                     | —              | 2,283                          | 4,690                                | 1                 | 4      | 11,026                   | 11,026  |
| —                           | 99                      | —              | 3,495                          | 6,782                                | 1                 | 4      | 12,024                   | 12,024  |
| —                           | 61                      | —              | 4,948                          | 3,706                                | 6                 | 3      | 6,891                    | 6,891   |
| —                           | 219                     | —              | 1,796                          | 10,446                               | 2                 | 6      | 14,953                   | 14,953  |
| —                           | 33                      | —              | 1,228                          | 2,455                                | 2                 | 8      | 5,993                    | 5,993   |
| —                           | 67                      | —              | 1,537                          | 7,546                                | 2                 | 9      | 8,887                    | 8,887   |
| —                           | 23                      | —              | 550                            | 1,014                                | —                 | —      | 2,346                    | 2,346   |
| —                           | 114                     | —              | 1,002                          | 6,729                                | 6                 | 5      | 8,035                    | 8,035   |
| —                           | 88                      | —              | 5,206                          | 6,529                                | 3                 | 4      | 10,792                   | 10,792  |
| —                           | 61                      | —              | 4,010                          | 2,636                                | 2                 | 3      | 7,145                    | 7,145   |
| 707                         | —                       | —              | 14                             | 2,246                                | 1                 | 1      | 2,527                    | 2,527   |
| 550                         | —                       | —              | 6                              | 2,148                                | —                 | 1      | 2,279                    | 2,279   |
| 157                         | —                       | —              | 8                              | 98                                   | 1                 | —      | 248                      | 248     |

表11. 現住人口遷入遷出登記年累計—按區域別分(續2)

單位：人

2. 男性

| 區域別<br>Locality               | 遷入          |                               |                        |                    |                     |                      |                    |
|-------------------------------|-------------|-------------------------------|------------------------|--------------------|---------------------|----------------------|--------------------|
|                               | 合計<br>Total | 自外國<br>From Foreign Countries | 自他省(市)                 |                    |                     |                      |                    |
|                               |             |                               | 新北市<br>New Taipei City | 臺北市<br>Taipei City | 桃園市<br>Taoyuan City | 臺中市<br>Taichung City | 臺南市<br>Tainan City |
| 一〇四年一至九月<br>Jan. - Sep., 2015 | 362,301     | 12,634                        | 37,065                 | 29,160             | 11,987              | 13,323               | 8,367              |
| 新北市New Taipei City            | 58,639      | 2,791                         | —                      | 17,093             | 3,412               | 1,312                | 875                |
| 臺北市Taipei City                | 47,452      | 3,778                         | 13,925                 | —                  | 1,746               | 1,227                | 693                |
| 桃園市Taoyuan City               | 42,770      | 1,003                         | 9,095                  | 3,369              | —                   | 1,543                | 885                |
| 臺中市Taichung City              | 47,309      | 1,203                         | 1,919                  | 1,859              | 855                 | —                    | 946                |
| 臺南市Tainan City                | 24,964      | 603                           | 978                    | 643                | 425                 | 771                  | —                  |
| 高雄市Kaohsiung City             | 43,586      | 1,215                         | 1,356                  | 998                | 641                 | 948                  | 2,349              |
| 臺灣省Taiwan Prov.               | 92,471      | 2,014                         | 8,643                  | 4,813              | 4,297               | 7,125                | 2,404              |
| 宜蘭縣Yilan C.                   | 7,180       | 113                           | 1,141                  | 663                | 307                 | 138                  | 53                 |
| 新竹縣Hsinchu C.                 | 8,825       | 159                           | 771                    | 534                | 884                 | 390                  | 172                |
| 苗栗縣Miaoli C.                  | 5,845       | 144                           | 469                    | 271                | 444                 | 734                  | 94                 |
| 彰化縣Changhua C.                | 11,750      | 300                           | 675                    | 302                | 253                 | 1,745                | 216                |
| 南投縣Nantou C.                  | 5,559       | 132                           | 311                    | 157                | 176                 | 1,404                | 95                 |
| 雲林縣Yunlin C.                  | 7,553       | 152                           | 987                    | 344                | 316                 | 799                  | 206                |
| 嘉義縣Chiayi C.                  | 5,793       | 95                            | 470                    | 176                | 200                 | 287                  | 403                |
| 屏東縣Pingtung C.                | 9,900       | 232                           | 498                    | 234                | 273                 | 380                  | 341                |
| 臺東縣Taitung C.                 | 3,201       | 64                            | 384                    | 149                | 295                 | 186                  | 110                |
| 花蓮縣Hualien C.                 | 6,129       | 74                            | 666                    | 319                | 420                 | 196                  | 86                 |
| 澎湖縣Penghu C.                  | 2,500       | 20                            | 224                    | 113                | 125                 | 241                  | 203                |
| 基隆市Keelung City               | 6,511       | 195                           | 1,337                  | 894                | 186                 | 120                  | 47                 |
| 新竹市Hsinchu City               | 7,651       | 232                           | 533                    | 514                | 335                 | 337                  | 157                |
| 嘉義市Chiayi City                | 4,074       | 102                           | 177                    | 143                | 83                  | 168                  | 221                |
| 福建省Fuchien Prov.              | 5,110       | 27                            | 1,149                  | 385                | 611                 | 397                  | 215                |
| 金門縣Kinmen C.                  | 4,604       | 27                            | 1,035                  | 352                | 511                 | 359                  | 200                |
| 連江縣Lienchiang C.              | 506         | —                             | 114                    | 33                 | 100                 | 38                   | 15                 |

TABLE 11. MIGRATION REGISTRATION OF RESIDENT POPULATION OF THE YEAR - BY LOCALITY(CONT. 2)

2. MALE

Unit : Persons

| Immigrants / In-migrants      |                     |                      |                |                                |   |            |        |
|-------------------------------|---------------------|----------------------|----------------|--------------------------------|---|------------|--------|
| From Other Provinces (Cities) |                     |                      |                | 自本省<br>他縣市                     | 自本縣<br>市他鄉<br>鎮市區<br>Other<br>Township,<br>City & Dist. | 初設<br>戶籍   | 其他     |
| 高雄市<br>Kaohsiung<br>City      | 臺灣省<br>Taiwan Prov. | 福建省<br>Fuchien Prov. | 其他省市<br>Others | Other C.<br>& City<br>of Prov. |   | First Reg. | Others |
| 13,256                        | 42,262              | 1,979                | 10             | 17,015                         | 171,553   | 3,643      | 47     |
| 1,210                         | 7,852               | 458                  | —              | —                              | 22,684  | 938        | 14     |
| 1,058                         | 4,948               | 189                  | —              | —                              | 18,913  | 970        | 5      |
| 1,313                         | 8,914               | 377                  | —              | —                              | 15,939  | 331        | 1      |
| 1,268                         | 11,213              | 221                  | 2              | —                              | 27,461  | 354        | 8      |
| 2,507                         | 2,860               | 102                  | —              | —                              | 15,912  | 159        | 4      |
| —                             | 5,742               | 219                  | 1              | —                              | 29,834  | 281        | 2      |
| 5,507                         | —                   | 413                  | 3              | 17,005                         | 39,635  | 599        | 13     |
| 111                           | —                   | 26                   | —              | 529                            | 4,065   | 32         | 2      |
| 270                           | —                   | 31                   | —              | 2,824                          | 2,726   | 64         | —      |
| 122                           | —                   | 28                   | —              | 1,041                          | 2,442   | 55         | 1      |
| 307                           | —                   | 35                   | 1              | 1,307                          | 6,510   | 99         | —      |
| 148                           | —                   | 26                   | —              | 859                            | 2,214   | 36         | 1      |
| 345                           | —                   | 29                   | —              | 1,370                          | 2,954   | 51         | —      |
| 303                           | —                   | 12                   | 2              | 2,132                          | 1,680   | 33         | —      |
| 2,346                         | —                   | 62                   | —              | 740                            | 4,735   | 57         | 2      |
| 276                           | —                   | 11                   | —              | 518                            | 1,188   | 14         | 6      |
| 156                           | —                   | 29                   | —              | 685                            | 3,470   | 28         | —      |
| 607                           | —                   | 19                   | —              | 429                            | 512   | 7          | —      |
| 115                           | —                   | 47                   | —              | 443                            | 3,087   | 40         | —      |
| 246                           | —                   | 36                   | —              | 2,251                          | 2,955   | 55         | —      |
| 155                           | —                   | 22                   | —              | 1,877                          | 1,097   | 28         | 1      |
| 393                           | 733                 | —                    | 4              | 10                             | 1,175   | 11         | —      |
| 368                           | 627                 | —                    | —              | 7                              | 1,108   | 10         | —      |
| 25                            | 106                 | —                    | 4              | 3                              | 67  | 1          | —      |

表11. 現住人口遷入遷出登記年累計—按區域別分(續3)

單位：人

2. 男性

| 年(月)別<br>Year (Month)         | 遷 出          |                             |                        |                    |                     |                      |                    |                       |
|-------------------------------|--------------|-----------------------------|------------------------|--------------------|---------------------|----------------------|--------------------|-----------------------|
|                               | 合 計<br>Total | 往外國<br>To Foreign Countries | 往他省(市)                 |                    |                     |                      |                    |                       |
|                               |              |                             | 新北市<br>New Taipei City | 臺北市<br>Taipei City | 桃園市<br>Taoyuan City | 臺中市<br>Taichung City | 臺南市<br>Tainan City | 高雄市<br>Kaohsiung City |
| 一〇四年一至九月<br>Jan. - Sep., 2015 | 362,335      | 16,206                      | 32,212                 | 23,786             | 25,496              | 18,281               | 8,286              | 12,253                |
| 新 北 市<br>New Taipei City      | 63,499       | 3,709                       | —                      | 13,925             | 9,095               | 1,919                | 978                | 1,356                 |
| 臺 北 市<br>Taipei City          | 53,011       | 4,918                       | 17,093                 | —                  | 3,369               | 1,859                | 643                | 998                   |
| 桃 園 市<br>Taoyuan City         | 29,227       | 1,293                       | 3,412                  | 1,746              | —                   | 855                  | 425                | 641                   |
| 臺 中 市<br>Taichung City        | 42,223       | 1,417                       | 1,312                  | 1,227              | 1,543               | —                    | 771                | 948                   |
| 臺 南 市<br>Tainan City          | 25,020       | 733                         | 875                    | 693                | 885                 | 946                  | —                  | 2,349                 |
| 高 雄 市<br>Kaohsiung City       | 44,675       | 1,572                       | 1,210                  | 1,058              | 1,313               | 1,268                | 2,507              | —                     |
| 臺 灣 省<br>Taiwan Prov.         | 101,478      | 2,528                       | 7,852                  | 4,948              | 8,914               | 11,213               | 2,860              | 5,742                 |
| 宜蘭縣<br>Yilan C.               | 7,220        | 153                         | 840                    | 618                | 629                 | 179                  | 48                 | 95                    |
| 新竹縣<br>Hsinchu C.             | 7,765        | 199                         | 398                    | 334                | 1,513               | 342                  | 134                | 134                   |
| 苗栗縣<br>Miaoli C.              | 7,259        | 185                         | 522                    | 376                | 947                 | 1,373                | 92                 | 125                   |
| 彰化縣<br>Changhua C.            | 14,587       | 362                         | 737                    | 476                | 811                 | 3,430                | 290                | 289                   |
| 南投縣<br>Nantou C.              | 6,846        | 199                         | 319                    | 244                | 421                 | 2,128                | 123                | 160                   |
| 雲林縣<br>Yunlin C.              | 9,029        | 169                         | 1,158                  | 408                | 815                 | 1,249                | 320                | 376                   |
| 嘉義縣<br>Chiayi C.              | 6,677        | 103                         | 554                    | 205                | 504                 | 508                  | 525                | 378                   |
| 屏東縣<br>Pingtung C.            | 11,216       | 335                         | 477                    | 307                | 645                 | 581                  | 486                | 2,698                 |
| 臺東縣<br>Taitung C.             | 3,547        | 59                          | 390                    | 131                | 481                 | 222                  | 150                | 345                   |
| 花蓮縣<br>Hualien C.             | 6,443        | 134                         | 591                    | 356                | 647                 | 209                  | 84                 | 187                   |
| 澎湖縣<br>Penghu C.              | 2,124        | 17                          | 159                    | 112                | 148                 | 174                  | 151                | 524                   |
| 基隆市<br>Keelung City           | 6,673        | 203                         | 1,208                  | 793                | 483                 | 174                  | 62                 | 102                   |
| 新竹市<br>Hsinchu City           | 7,728        | 294                         | 301                    | 384                | 679                 | 389                  | 140                | 152                   |
| 嘉義市<br>Chiayi City            | 4,364        | 116                         | 198                    | 204                | 191                 | 255                  | 255                | 177                   |
| 福 建 省<br>Fuchien Prov.        | 3,202        | 36                          | 458                    | 189                | 377                 | 221                  | 102                | 219                   |
| 金門縣<br>Kinmen C.              | 2,671        | 24                          | 360                    | 150                | 253                 | 192                  | 84                 | 189                   |
| 連江縣<br>Lienchiang C.          | 531          | 12                          | 98                     | 39                 | 124                 | 29                   | 18                 | 30                    |

TABLE 11. MIGRATION REGISTRATION OF RESIDENT POPULATION OF THE YEAR - BY LOCALITY (CONT. 3)

2. MALE

Unit : Persons

| Emigrants / Out-migrants    |                         |                |                                |                                      |                   |        | 住址變更<br>Change Residence |         |
|-----------------------------|-------------------------|----------------|--------------------------------|--------------------------------------|-------------------|--------|--------------------------|---------|
| To Other Provinces (Cities) |                         |                | 往本省<br>他縣市                     | 往本縣<br>市他鄉<br>鎮市區                    | 廢止戶籍              | 其他     | 入                        | 出       |
| 臺灣省<br>Taiwan<br>Prov.      | 福建省<br>Fuchien<br>Prov. | 其他省市<br>Others | Other C.<br>& City<br>of Prov. | Other Town-<br>ship, City<br>& Dist. | Cancelled<br>Reg. | Others | In                       | Out     |
| 33,202                      | 3,883                   | —              | 17,015                         | 171,553                              | 65                | 97     | 243,082                  | 243,082 |
| 8,643                       | 1,149                   | —              | —                              | 22,684                               | 13                | 28     | 44,484                   | 44,484  |
| 4,813                       | 385                     | —              | —                              | 18,913                               | 11                | 9      | 26,652                   | 26,652  |
| 4,297                       | 611                     | —              | —                              | 15,939                               | 2                 | 6      | 27,343                   | 27,343  |
| 7,125                       | 397                     | —              | —                              | 27,461                               | 13                | 9      | 29,136                   | 29,136  |
| 2,404                       | 215                     | —              | —                              | 15,912                               | 4                 | 4      | 15,959                   | 15,959  |
| 5,507                       | 393                     | —              | —                              | 29,834                               | 5                 | 8      | 28,183                   | 28,183  |
| —                           | 733                     | —              | 17,005                         | 39,635                               | 16                | 32     | 70,003                   | 70,003  |
| —                           | 39                      | —              | 554                            | 4,065                                | —                 | —      | 4,977                    | 4,977   |
| —                           | 42                      | —              | 1,939                          | 2,726                                | 2                 | 2      | 6,454                    | 6,454   |
| —                           | 44                      | —              | 1,149                          | 2,442                                | 2                 | 2      | 5,508                    | 5,508   |
| —                           | 104                     | —              | 1,567                          | 6,510                                | 6                 | 5      | 11,005                   | 11,005  |
| —                           | 66                      | —              | 971                            | 2,214                                | —                 | 1      | 5,241                    | 5,241   |
| —                           | 53                      | —              | 1,525                          | 2,954                                | —                 | 2      | 5,855                    | 5,855   |
| —                           | 34                      | —              | 2,182                          | 1,680                                | 2                 | 2      | 3,331                    | 3,331   |
| —                           | 133                     | —              | 816                            | 4,735                                | —                 | 3      | 7,135                    | 7,135   |
| —                           | 17                      | —              | 559                            | 1,188                                | —                 | 5      | 2,868                    | 2,868   |
| —                           | 38                      | —              | 722                            | 3,470                                | —                 | 5      | 4,086                    | 4,086   |
| —                           | 12                      | —              | 315                            | 512                                  | —                 | —      | 1,146                    | 1,146   |
| —                           | 68                      | —              | 489                            | 3,087                                | 2                 | 2      | 3,960                    | 3,960   |
| —                           | 41                      | —              | 2,388                          | 2,955                                | 2                 | 3      | 5,136                    | 5,136   |
| —                           | 42                      | —              | 1,829                          | 1,097                                | —                 | —      | 3,301                    | 3,301   |
| 413                         | —                       | —              | 10                             | 1,175                                | 1                 | 1      | 1,322                    | 1,322   |
| 307                         | —                       | —              | 3                              | 1,108                                | —                 | 1      | 1,183                    | 1,183   |
| 106                         | —                       | —              | 7                              | 67                                   | 1                 | —      | 139                      | 139     |



表11. 現住人口遷入遷出登記年累計—按區域別分(續4)

單位：人

3. 女性

| 區域別<br>Locality               | 遷入          |                               |                        |                    |                     |                      |                    |
|-------------------------------|-------------|-------------------------------|------------------------|--------------------|---------------------|----------------------|--------------------|
|                               | 合計<br>Total | 自外國<br>From Foreign Countries | 自他省(市)                 |                    |                     |                      |                    |
|                               |             |                               | 新北市<br>New Taipei City | 臺北市<br>Taipei City | 桃園市<br>Taoyuan City | 臺中市<br>Taichung City | 臺南市<br>Tainan City |
| 一〇四年一至九月<br>Jan. - Sep., 2015 | 435,181     | 14,159                        | 42,814                 | 32,568             | 13,754              | 15,975               | 10,001             |
| 新北市New Taipei City            | 71,801      | 3,185                         | —                      | 19,414             | 4,253               | 1,842                | 1,074              |
| 臺北市Taipei City                | 56,978      | 4,481                         | 16,347                 | —                  | 2,163               | 1,635                | 839                |
| 桃園市Taoyuan City               | 51,973      | 1,070                         | 11,658                 | 4,082              | —                   | 1,886                | 1,034              |
| 臺中市Taichung City              | 58,357      | 1,265                         | 2,445                  | 2,030              | 1,089               | —                    | 1,226              |
| 臺南市Tainan City                | 30,360      | 682                           | 1,022                  | 656                | 481                 | 965                  | —                  |
| 高雄市Kaohsiung City             | 52,035      | 1,374                         | 1,456                  | 1,097              | 717                 | 1,093                | 2,826              |
| 臺灣省Taiwan Prov.               | 109,068     | 2,079                         | 8,813                  | 4,913              | 4,436               | 8,215                | 2,848              |
| 宜蘭縣Yilan C.                   | 8,704       | 140                           | 1,222                  | 760                | 319                 | 185                  | 83                 |
| 新竹縣Hsinchu C.                 | 10,004      | 146                           | 767                    | 533                | 911                 | 427                  | 174                |
| 苗栗縣Miaoli C.                  | 7,074       | 162                           | 481                    | 253                | 444                 | 889                  | 108                |
| 彰化縣Changhua C.                | 15,468      | 291                           | 755                    | 255                | 308                 | 2,383                | 340                |
| 南投縣Nantou C.                  | 6,267       | 132                           | 306                    | 155                | 189                 | 1,483                | 131                |
| 雲林縣Yunlin C.                  | 8,937       | 120                           | 897                    | 300                | 293                 | 850                  | 291                |
| 嘉義縣Chiayi C.                  | 6,875       | 87                            | 428                    | 142                | 211                 | 338                  | 488                |
| 屏東縣Pingtung C.                | 11,466      | 245                           | 469                    | 242                | 283                 | 384                  | 378                |
| 臺東縣Taitung C.                 | 3,316       | 56                            | 343                    | 153                | 272                 | 187                  | 102                |
| 花蓮縣Hualien C.                 | 7,026       | 104                           | 664                    | 397                | 408                 | 200                  | 100                |
| 澎湖縣Penghu C.                  | 1,859       | 15                            | 149                    | 68                 | 106                 | 161                  | 131                |
| 基隆市Keelung City               | 7,746       | 217                           | 1,547                  | 981                | 228                 | 147                  | 79                 |
| 新竹市Hsinchu City               | 9,061       | 242                           | 575                    | 518                | 377                 | 367                  | 165                |
| 嘉義市Chiayi City                | 5,265       | 122                           | 210                    | 156                | 87                  | 214                  | 278                |
| 福建省Fuchien Prov.              | 4,609       | 23                            | 1,073                  | 376                | 615                 | 339                  | 154                |
| 金門縣Kinmen C.                  | 4,306       | 20                            | 986                    | 362                | 552                 | 327                  | 144                |
| 連江縣Lienchiang C.              | 303         | 3                             | 87                     | 14                 | 63                  | 12                   | 10                 |

TABLE 11. MIGRATION REGISTRATION OF RESIDENT POPULATION OF THE YEAR - BY LOCALITY (CONT. 4)

3. FEMALE

Unit: Persons

| Immigrants / In-migrants      |                     |                      |                |  |   |                        |              |
|-------------------------------|---------------------|----------------------|----------------|--|---|------------------------|--------------|
| From Other Provinces (Cities) |                     |                      |                | 自本省<br>他縣市<br>Other C.<br>& City<br>of Prov. | 自本縣<br>市他鄉<br>鎮市區<br>Other<br>Township,<br>City & Dist. | 初設<br>戶籍<br>First Reg. | 其他<br>Others |
| 高雄市<br>Kaohsiung<br>City      | 臺灣省<br>Taiwan Prov. | 福建省<br>Fuchien Prov. | 其他省市<br>Others |  |   |                        |              |
| 15,263                        | 49,274              | 1,704                | 9              | 20,649                                       | 209,006   | 9,943                  | 62           |
| 1,606                         | 9,291               | 374                  | 3              | —  | 28,622  | 2,122                  | 15           |
| 1,378                         | 5,650               | 193                  | —              | —  | 22,755  | 1,535                  | 2            |
| 1,428                         | 9,844               | 431                  | —              | —  | 19,398  | 1,139                  | 3            |
| 1,557                         | 13,672              | 209                  | —              | —  | 33,899  | 958                    | 7            |
| 3,030                         | 3,506               | 73                   | —              | —  | 19,383  | 557                    | 5            |
| —                             | 6,747               | 130                  | 2              | —  | 35,635  | 953                    | 5            |
| 5,949                         | —                   | 294                  | 1              | 20,645                                       | 48,243  | 2,607                  | 25           |
| 122                           | —                   | 12                   | —              | 639  | 5,041   | 181                    | —            |
| 290                           | —                   | 34                   | 1              | 3,218  | 3,213   | 290                    | —            |
| 187                           | —                   | 17                   | —              | 1,311  | 2,955   | 265                    | 2            |
| 366                           | —                   | 34                   | —              | 1,958  | 8,393   | 385                    | —            |
| 182                           | —                   | 16                   | —              | 1,050  | 2,476   | 146                    | 1            |
| 346                           | —                   | 22                   | —              | 1,718  | 3,828   | 270                    | 2            |
| 337                           | —                   | 19                   | —              | 2,599  | 2,026   | 199                    | 1            |
| 2,631                         | —                   | 39                   | —              | 808  | 5,711   | 272                    | 4            |
| 281                           | —                   | 12                   | —              | 560  | 1,267   | 78                     | 5            |
| 196                           | —                   | 15                   | —              | 776  | 4,076   | 86                     | 4            |
| 434                           | —                   | 12                   | —              | 260  | 502   | 20                     | 1            |
| 129                           | —                   | 27                   | —              | 599  | 3,642   | 149                    | 1            |
| 235                           | —                   | 23                   | —              | 2,799  | 3,574   | 183                    | 3            |
| 213                           | —                   | 12                   | —              | 2,350  | 1,539   | 83                     | 1            |
| 315                           | 564                 | —                    | 3              | 4  | 1,071   | 72                     | —            |
| 303                           | 510                 | —                    | —              | 1  | 1,040   | 61                     | —            |
| 12                            | 54                  | —                    | 3              | 3  | 31  | 11                     | —            |

表11. 現住人口遷入遷出登記年累計—按區域別分(續5完)

單位：人

3. 女性

| 年(月)別<br>Year (Month)         | 遷 出          |                             |                        |                    |                     |                      |                    |                       |
|-------------------------------|--------------|-----------------------------|------------------------|--------------------|---------------------|----------------------|--------------------|-----------------------|
|                               | 合 計<br>Total | 往外國<br>To Foreign Countries | 往他省(市)                 |                    |                     |                      |                    |                       |
|                               |              |                             | 新北市<br>New Taipei City | 臺北市<br>Taipei City | 桃園市<br>Taoyuan City | 臺中市<br>Taichung City | 臺南市<br>Tainan City | 高雄市<br>Kaohsiung City |
| 一〇四年一至九月<br>Jan. - Sep., 2015 | 431,565      | 20,298                      | 37,854                 | 28,205             | 30,363              | 22,228               | 9,733              | 14,066                |
| 新 北 市 New Taipei City         | 76,016       | 4,515                       | —                      | 16,347             | 11,658              | 2,445                | 1,022              | 1,456                 |
| 臺 北 市 Taipei City             | 61,883       | 6,528                       | 19,414                 | —                  | 4,082               | 2,030                | 656                | 1,097                 |
| 桃 園 市 Taoyuan City            | 34,772       | 1,596                       | 4,253                  | 2,163              | —                   | 1,089                | 481                | 717                   |
| 臺 中 市 Taichung City           | 51,522       | 1,621                       | 1,842                  | 1,635              | 1,886               | —                    | 965                | 1,093                 |
| 臺 南 市 Tainan City             | 30,364       | 960                         | 1,074                  | 839                | 1,034               | 1,226                | —                  | 2,826                 |
| 高 雄 市 Kaohsiung City          | 52,907       | 1,980                       | 1,606                  | 1,378              | 1,428               | 1,557                | 3,030              | —                     |
| 臺 灣 省 Taiwan Prov.            | 121,287      | 3,063                       | 9,291                  | 5,650              | 9,844               | 13,672               | 3,506              | 6,747                 |
| 宜蘭縣 Yilan C.                  | 8,893        | 205                         | 1,034                  | 667                | 733                 | 288                  | 72                 | 126                   |
| 新竹縣 Hsinchu C.                | 9,468        | 235                         | 500                    | 411                | 1,921               | 399                  | 153                | 186                   |
| 苗栗縣 Miaoli C.                 | 9,012        | 230                         | 598                    | 423                | 1,192               | 1,800                | 141                | 166                   |
| 彰化縣 Changhua C.               | 17,734       | 402                         | 902                    | 519                | 800                 | 4,096                | 328                | 383                   |
| 南投縣 Nantou C.                 | 8,123        | 205                         | 420                    | 242                | 402                 | 2,625                | 187                | 202                   |
| 雲林縣 Yunlin C.                 | 10,842       | 201                         | 1,176                  | 472                | 793                 | 1,466                | 399                | 488                   |
| 嘉義縣 Chiayi C.                 | 8,110        | 124                         | 624                    | 262                | 486                 | 675                  | 702                | 413                   |
| 屏東縣 Pingtung C.               | 13,392       | 362                         | 630                    | 384                | 606                 | 679                  | 632                | 3,317                 |
| 臺東縣 Taitung C.                | 3,850        | 74                          | 431                    | 190                | 439                 | 264                  | 152                | 343                   |
| 花蓮縣 Hualien C.                | 7,534        | 160                         | 755                    | 407                | 655                 | 266                  | 127                | 238                   |
| 澎湖縣 Penghu C.                 | 1,738        | 16                          | 130                    | 79                 | 137                 | 167                  | 111                | 350                   |
| 基隆市 Keelung City              | 7,791        | 289                         | 1,434                  | 955                | 510                 | 196                  | 64                 | 135                   |
| 新竹市 Hsinchu City              | 9,318        | 385                         | 403                    | 427                | 953                 | 391                  | 142                | 176                   |
| 嘉義市 Chiayi City               | 5,482        | 175                         | 254                    | 212                | 217                 | 360                  | 296                | 224                   |
| 福 建 省 Fuchien Prov.           | 2,814        | 35                          | 374                    | 193                | 431                 | 209                  | 73                 | 130                   |
| 金門縣 Kinmen C.                 | 2,496        | 28                          | 308                    | 163                | 339                 | 189                  | 69                 | 114                   |
| 連江縣 Lienchiang C.             | 318          | 7                           | 66                     | 30                 | 92                  | 20                   | 4                  | 16                    |

TABLE 11. MIGRATION REGISTRATION OF RESIDENT POPULATION OF THE YEAR - BY LOCALITY(END)

3. FEMALE

Unit : Persons

| Emigrants / Out-migrants    |                         |                |                                |                                      |                   |        | 住址變更<br>Change Residence |         |
|-----------------------------|-------------------------|----------------|--------------------------------|--------------------------------------|-------------------|--------|--------------------------|---------|
| To Other Provinces (Cities) |                         |                | 往本省<br>他縣市                     | 往本縣<br>市他鄉<br>鎮市區                    | 廢止戶籍              | 其他     | 入                        | 出       |
| 臺灣省<br>Taiwan<br>Prov.      | 福建省<br>Fuchien<br>Prov. | 其他省市<br>Others | Other C.<br>& City<br>of Prov. | Other Town-<br>ship, City<br>& Dist. | Cancelled<br>Reg. | Others | In                       | Out     |
| 35,468                      | 3,436                   | —              | 20,649                         | 209,006                              | 114               | 145    | 268,931                  | 268,931 |
| 8,813                       | 1,073                   | —              | —                              | 28,622                               | 30                | 35     | 49,156                   | 49,156  |
| 4,913                       | 376                     | —              | —                              | 22,755                               | 17                | 15     | 30,088                   | 30,088  |
| 4,436                       | 615                     | —              | —                              | 19,398                               | 10                | 14     | 30,665                   | 30,665  |
| 8,215                       | 339                     | —              | —                              | 33,899                               | 10                | 17     | 32,438                   | 32,438  |
| 2,848                       | 154                     | —              | —                              | 19,383                               | 10                | 10     | 17,365                   | 17,365  |
| 5,949                       | 315                     | —              | —                              | 35,635                               | 12                | 17     | 31,269                   | 31,269  |
| —                           | 564                     | —              | 20,645                         | 48,243                               | 25                | 37     | 76,745                   | 76,745  |
| —                           | 37                      | —              | 685                            | 5,041                                | 3                 | 2      | 5,382                    | 5,382   |
| —                           | 47                      | —              | 2,399                          | 3,213                                | —                 | 4      | 7,335                    | 7,335   |
| —                           | 33                      | —              | 1,473                          | 2,955                                | —                 | 1      | 6,013                    | 6,013   |
| —                           | 72                      | —              | 1,829                          | 8,393                                | 3                 | 7      | 11,982                   | 11,982  |
| —                           | 48                      | —              | 1,312                          | 2,476                                | 1                 | 3      | 5,785                    | 5,785   |
| —                           | 46                      | —              | 1,970                          | 3,828                                | 1                 | 2      | 6,169                    | 6,169   |
| —                           | 27                      | —              | 2,766                          | 2,026                                | 4                 | 1      | 3,560                    | 3,560   |
| —                           | 86                      | —              | 980                            | 5,711                                | 2                 | 3      | 7,818                    | 7,818   |
| —                           | 16                      | —              | 669                            | 1,267                                | 2                 | 3      | 3,125                    | 3,125   |
| —                           | 29                      | —              | 815                            | 4,076                                | 2                 | 4      | 4,801                    | 4,801   |
| —                           | 11                      | —              | 235                            | 502                                  | —                 | —      | 1,200                    | 1,200   |
| —                           | 46                      | —              | 513                            | 3,642                                | 4                 | 3      | 4,075                    | 4,075   |
| —                           | 47                      | —              | 2,818                          | 3,574                                | 1                 | 1      | 5,656                    | 5,656   |
| —                           | 19                      | —              | 2,181                          | 1,539                                | 2                 | 3      | 3,844                    | 3,844   |
| 294                         | —                       | —              | 4                              | 1,071                                | —                 | —      | 1,205                    | 1,205   |
| 243                         | —                       | —              | 3                              | 1,040                                | —                 | —      | 1,096                    | 1,096   |
| 51                          | —                       | —              | 1                              | 31                                   | —                 | —      | 109                      | 109     |

表12. 現住原住民人口數—按月別分

單位：人

| 年(月)底別<br>End of Year (Month)    | 總計<br>Grand total |                |                | 平地<br>Total    |
|----------------------------------|-------------------|----------------|----------------|----------------|
|                                  | 合計<br>Total       | 男性<br>Male     | 女性<br>Female   | 合計<br>Total    |
| 九十五年 2006                        | 474,919           | 236,000        | 238,919        | 223,612        |
| 九十六年 2007                        | 484,174           | 239,832        | 244,342        | 227,960        |
| 九十七年 2008                        | 494,107           | 243,997        | 250,110        | 232,762        |
| 九十八年 2009                        | 504,531           | 248,321        | 256,210        | 237,815        |
| 九十九年 2010                        | 512,701           | 251,679        | 261,022        | 241,514        |
| 一〇〇年 2011                        | 519,984           | 254,704        | 265,280        | 244,758        |
| 一〇一年 2012                        | 527,250           | 257,888        | 269,362        | 248,042        |
| 一〇二年 2013                        | 533,601           | 260,616        | 272,985        | 250,815        |
| 一〇三年 2014                        | 540,023           | 263,252        | 276,771        | 253,716        |
| 九月 Sept.                         | 538,439           | 262,580        | 275,859        | 253,050        |
| 十月 Oct.                          | 538,994           | 262,794        | 276,200        | 253,257        |
| 十一月 Nov.                         | 539,435           | 263,001        | 276,434        | 253,452        |
| 十二月 Dec.                         | 540,023           | 263,252        | 276,771        | 253,716        |
| <b>一〇四年 2015</b>                 | <b>545,032</b>    | <b>265,319</b> | <b>279,713</b> | <b>256,018</b> |
| 一月 Jan.                          | 540,583           | 263,487        | 277,096        | 253,962        |
| 二月 Feb.                          | 540,963           | 263,647        | 277,316        | 254,119        |
| 三月 Mar.                          | 541,494           | 263,867        | 277,627        | 254,370        |
| 四月 Apr.                          | 541,987           | 264,069        | 277,918        | 254,630        |
| 五月 May                           | 542,460           | 264,246        | 278,214        | 254,871        |
| 六月 June                          | 542,973           | 264,435        | 278,538        | 255,070        |
| 七月 July                          | 543,661           | 264,737        | 278,924        | 255,372        |
| 八月 Aug.                          | 544,369           | 265,025        | 279,344        | 255,699        |
| 九月 Sept.                         | 545,032           | 265,319        | 279,713        | 256,018        |
| 較上月增減(%)<br>VS. with Last Month  | 0.12              | 0.11           | 0.13           | 0.12           |
| 較上年同月增減(%)<br>VS. with Last Year | 1.22              | 1.04           | 1.40           | 1.17           |

資料來源：本部戶政司。

TABLE 12. INDIGENOUS PEOPLE - BY MONTH

Unit: Persons

| 原住民<br>Plain-land Indigenous People |                | 山地原住民<br>Mountain Indigenous People |                |                |
|-------------------------------------|----------------|-------------------------------------|----------------|----------------|
| 男性<br>Male                          | 女性<br>Female   | 合計<br>Total                         | 男性<br>Male     | 女性<br>Female   |
| 112,662                             | 110,950        | 251,307                             | 123,338        | 127,969        |
| 114,371                             | 113,589        | 256,214                             | 125,461        | 130,753        |
| 116,328                             | 116,434        | 261,345                             | 127,669        | 133,676        |
| 118,365                             | 119,450        | 266,716                             | 129,956        | 136,760        |
| 119,836                             | 121,678        | 271,187                             | 131,843        | 139,344        |
| 121,185                             | 123,573        | 275,226                             | 133,519        | 141,707        |
| 122,653                             | 125,389        | 279,208                             | 135,235        | 143,973        |
| 123,800                             | 127,015        | 282,786                             | 136,816        | 145,970        |
| 124,920                             | 128,796        | 286,307                             | 138,332        | 147,975        |
| 124,646                             | 128,404        | 285,389                             | 137,934        | 147,455        |
| 124,732                             | 128,525        | 285,737                             | 138,062        | 147,675        |
| 124,819                             | 128,633        | 285,983                             | 138,182        | 147,801        |
| 124,920                             | 128,796        | 286,307                             | 138,332        | 147,975        |
| <b>125,842</b>                      | <b>130,176</b> | <b>289,014</b>                      | <b>139,477</b> | <b>149,537</b> |
| 125,009                             | 128,953        | 286,621                             | 138,478        | 148,143        |
| 125,081                             | 129,038        | 286,844                             | 138,566        | 148,278        |
| 125,192                             | 129,178        | 287,124                             | 138,675        | 148,449        |
| 125,287                             | 129,343        | 287,357                             | 138,782        | 148,575        |
| 125,383                             | 129,488        | 287,589                             | 138,863        | 148,726        |
| 125,460                             | 129,610        | 287,903                             | 138,975        | 148,928        |
| 125,575                             | 129,797        | 288,289                             | 139,162        | 149,127        |
| 125,705                             | 129,994        | 288,670                             | 139,320        | 149,350        |
| 125,842                             | 130,176        | 289,014                             | 139,477        | 149,537        |
| 0.11                                | 0.14           | 0.12                                | 0.11           | 0.13           |
| 0.96                                | 1.38           | 1.27                                | 1.12           | 1.41           |

Source: Dept. of Household Registration Affairs, MOI.

表13. 現住原住民人口數－按區域別分

單位：人

| 區域別<br>Locality              | 總計<br>Grand Total |            |              | 平地          |
|------------------------------|-------------------|------------|--------------|-------------|
|                              | 合計<br>Total       | 男性<br>Male | 女性<br>Female | 合計<br>Total |
| 一〇四年九月底<br>End of Sep., 2015 | 545,032           | 265,319    | 279,713      | 256,018     |
| 新 北 市 New Taipei City        | 53,973            | 25,085     | 28,888       | 37,293      |
| 臺 北 市 Taipei City            | 15,814            | 6,674      | 9,140        | 9,485       |
| 桃 園 市 Taoyuan City           | 67,338            | 32,313     | 35,025       | 37,124      |
| 臺 中 市 Taichung City          | 31,891            | 14,742     | 17,149       | 12,721      |
| 臺 南 市 Tainan City            | 7,204             | 3,013      | 4,191        | 3,193       |
| 高 雄 市 Kaohsiung City         | 32,742            | 15,366     | 17,376       | 11,972      |
| 臺 灣 省 Taiwan Prov.           | 334,946           | 167,541    | 167,405      | 143,604     |
| 宜蘭縣 Yilan C.                 | 16,604            | 8,221      | 8,383        | 2,408       |
| 新竹縣 Hsinchu C.               | 21,051            | 10,397     | 10,654       | 2,761       |
| 苗栗縣 Miaoli C.                | 11,264            | 5,444      | 5,820        | 4,504       |
| 彰化縣 Changhua C.              | 5,381             | 2,374      | 3,007        | 2,718       |
| 南投縣 Nantou C.                | 28,646            | 14,410     | 14,236       | 1,538       |
| 雲林縣 Yunlin C.                | 2,259             | 881        | 1,378        | 1,126       |
| 嘉義縣 Chiayi C.                | 5,762             | 2,754      | 3,008        | 778         |
| 屏東縣 Pingtung C.              | 58,430            | 29,032     | 29,398       | 4,274       |
| 臺東縣 Taitung C.               | 79,274            | 40,842     | 38,432       | 57,113      |
| 花蓮縣 Hualien C.               | 91,879            | 46,407     | 45,472       | 56,260      |
| 澎湖縣 Penghu C.                | 457               | 212        | 245          | 214         |
| 基隆市 Keelung City             | 9,104             | 4,456      | 4,648        | 7,729       |
| 新竹市 Hsinchu City             | 3,824             | 1,680      | 2,144        | 1,867       |
| 嘉義市 Chiayi City              | 1,011             | 431        | 580          | 314         |
| 福 建 省 Fuchien Prov.          | 1,124             | 585        | 539          | 626         |
| 金門縣 Kinmen C.                | 940               | 476        | 464          | 540         |
| 連江縣 Lienchiang C.            | 184               | 109        | 75           | 86          |

資料來源：本部戶政司。

TABLE 13. INDIGENOUS PEOPLE - BY LOCALITY

Unit : Persons

| 原 住 民<br>Plain-land Indigenous People |               | 山 地 原 住 民<br>Mountain Indigenous People |             |               |
|---------------------------------------|---------------|---|-------------|---------------|
| 男 性<br>Male                           | 女 性<br>Female | 合 計<br>Total                            | 男 性<br>Male | 女 性<br>Female |
| 125,842                               | 130,176       | 289,014                                 | 139,477     | 149,537       |
| 17,765                                | 19,528        | 16,680                                  | 7,320       | 9,360         |
| 4,130                                 | 5,355         | 6,329                                   | 2,544       | 3,785         |
| 18,265                                | 18,859        | 30,214                                  | 14,048      | 16,166        |
| 6,104                                 | 6,617         | 19,170                                  | 8,638       | 10,532        |
| 1,361                                 | 1,832         | 4,011                                   | 1,652       | 2,359         |
| 5,565                                 | 6,407         | 20,770                                  | 9,801       | 10,969        |
| 72,335                                | 71,269        | 191,342                                 | 95,206      | 96,136        |
| 1,085                                 | 1,323         | 14,196                                  | 7,136       | 7,060         |
| 1,233                                 | 1,528         | 18,290                                  | 9,164       | 9,126         |
| 2,220                                 | 2,284         | 6,760                                   | 3,224       | 3,536         |
| 1,241                                 | 1,477         | 2,663                                   | 1,133       | 1,530         |
| 677                                   | 861           | 27,108                                  | 13,733      | 13,375        |
| 444                                   | 682           | 1,133                                   | 437         | 696           |
| 311                                   | 467           | 4,984                                   | 2,443       | 2,541         |
| 2,005                                 | 2,269         | 54,156                                  | 27,027      | 27,129        |
| 29,573                                | 27,540        | 22,161                                  | 11,269      | 10,892        |
| 28,563                                | 27,697        | 35,619                                  | 17,844      | 17,775        |
| 89                                    | 125           | 243                                     | 123         | 120           |
| 3,882                                 | 3,847         | 1,375                                   | 574         | 801           |
| 884                                   | 983           | 1,957                                   | 796         | 1,161         |
| 128                                   | 186           | 697                                     | 303         | 394           |
| 317                                   | 309           | 498                                     | 268         | 230           |
| 268                                   | 272           | 400                                     | 208         | 192           |
| 49                                    | 37            | 98                                      | 60          | 38            |

Source : Dept. of Household Registration Affairs, MOI.

表14. 戶政管理及便民服務案件

單位：件；人

| 年(月)別<br>Year(Month)             | 戶政管理案件數<br>Services Cases of Population Administration |  |                    |                               |                                |   |  | 便民服務案件數<br>Citizen Service Cases |  |   |                          |  |
|----------------------------------|--|--|--------------------|-------------------------------|--------------------------------|---|--|----------------------------------|--|---|--------------------------|--|
|                                  | 合計<br>Total  | 虛報遷入(出)登記<br>False Register of Migration | 戶籍人口<br>Registered | 重複戶籍<br>Register Reduplicated | 未接戶籍校正<br>Not Correct Register | 發現不得用、冒用、變造國民身分證<br>Illegally Obtained, Fake or Mutilation of Identity Card | 受理公文數<br>The Amount of Handled Documents | 合計<br>Total                      | 電話、傳真、請資料<br>Applied by Telephone or Fax | 通網、申籍、請資料<br>Applied by Mail or Network | 派員到家辦理服務<br>Home Service | 填發一次告知單(件)<br>Filled Once Notification (Cases) |
|                                  |  |  |                    |                               |                                |   |  |                                  |  |   |                          |  |
| 九十五年 2006                        | 1,444  | 1,324                                    | 60                 | 7                             | 53                             | ...   | 413,439                                  | 19,092                           | 95,435                                   | 82,652                                  | 183,423                  |  |
| 九十六年 2007                        | 1,452  | 1,381                                    | 1                  | 29                            | 41                             | ...   | 436,637                                  | 17,454                           | 119,949                                  | 20,310                                  | 202,462                  |  |
| 九十七年 2008                        | 817  | 721                                      | 4                  | 77                            | 15                             | ...   | 678,255                                  | 16,615                           | 53,523                                   | 12,108                                  | 229,086                  |  |
| 九十八年 2009                        | 709  | 589                                      | 12                 | 106                           | 2                              | ...   | 380,660                                  | 18,893                           | 55,682                                   | 11,012                                  | 204,117                  |  |
| 九十九年 2010                        | 488  | 427                                      | 12                 | 46                            | 3                              | ...   | 337,603                                  | 18,468                           | 51,798                                   | 12,495                                  | 196,235                  |  |
| 一〇〇年 2011                        | 383  | 327                                      | 6                  | 49                            | 1                              | ...   | 403,141                                  | 19,145                           | 46,720                                   | 12,475                                  | 208,294                  |  |
| 一〇一年 2012                        | 249  | 213                                      | 12                 | 23                            | 1                              | ...   | 532,556                                  | 17,165                           | 44,082                                   | 12,907                                  | 225,786                  |  |
| 一〇二年 2013                        | 285  | 265                                      | -                  | 17                            | 3                              | ...   | 990,020                                  | 15,498                           | 39,165                                   | 12,624                                  | 235,345                  |  |
| 一〇三年 2014                        | 651  | 607                                      | 9                  | 30                            | 5                              | ...   | 2,517,324                                | 25,728                           | 42,525                                   | 11,870                                  | 188,328                  |  |
| 九月 Sept.                         | 47   | 44                                       | -                  | 2                             | 1                              | ...   | 179,390                                  | 2,477                            | 3,128                                    | 1,011                                   | 17,340                   |  |
| 十月 Oct.                          | 71   | 60                                       | 1                  | 9                             | 1                              | ...   | 166,456                                  | 2,480                            | 3,262                                    | 1,045                                   | 16,406                   |  |
| 十一月 Nov.                         | 78   | 75                                       | -                  | 1                             | 2                              | ...   | 159,594                                  | 2,704                            | 2,998                                    | 970                                     | 14,853                   |  |
| 十二月 Dec.                         | 67   | 65                                       | -                  | 2                             | -                              | ...   | 238,904                                  | 2,881                            | 4,533                                    | 1,132                                   | 18,624                   |  |
| 一〇四年 2015                        | 998,360  | 453                                      | 4                  | 22                            | 5                              | 43  | 997,833                                  | 2,421,745                        | 36,861                                   | 30,339                                  | 9,696                    | 162,965  |
| 一月 Jan.                          | 107,213  | 32                                       | -                  | 2                             | 3                              | 2   | 107,174                                  | 206,947                          | 3,388                                    | 3,604                                   | 1,009                    | 17,486   |
| 二月 Feb.                          | 86,979   | 35                                       | -                  | 3                             | -                              | 9   | 86,932                                   | 153,386                          | 2,490                                    | 2,577                                   | 737                      | 12,977   |
| 三月 Mar.                          | 120,769  | 80                                       | -                  | 5                             | 2                              | 4   | 120,678                                  | 318,791                          | 4,084                                    | 3,408                                   | 1,176                    | 19,588   |
| 四月 Apr.                          | 108,519  | 78                                       | 1                  | 1                             | -                              | 4   | 108,435                                  | 273,648                          | 4,153                                    | 3,925                                   | 971                      | 18,594   |
| 五月 May                           | 109,823  | 39                                       | 2                  | 4                             | -                              | 2   | 109,776                                  | 552,932                          | 4,581                                    | 4,490                                   | 1,086                    | 18,151   |
| 六月 June                          | 116,798  | 47                                       | -                  | -                             | -                              | 4   | 116,747                                  | 230,472                          | 4,379                                    | 3,039                                   | 1,221                    | 18,278   |
| 七月 July                          | 122,892  | 53                                       | -                  | 4                             | -                              | 2   | 122,833                                  | 239,523                          | 4,667                                    | 3,232                                   | 1,220                    | 19,965   |
| 八月 Aug.                          | 110,431  | 52                                       | 1                  | 2                             | -                              | 7   | 110,369                                  | 219,944                          | 4,208                                    | 2,951                                   | 988                      | 18,939   |
| 九月 Sept.                         | 114,936  | 37                                       | -                  | 1                             | -                              | 9   | 114,889                                  | 226,102                          | 4,911                                    | 3,113                                   | 1,288                    | 18,987   |
| 較上月增減(%)<br>VS. with Last Month  | 4.08   | -28.85                                   | -100.00            | -50.00                        | -                              | 28.57   | 4.10                                     | 2.80                             | 16.71                                    | 5.49                                    | 30.36                    | 0.25   |
| 較上年同月增減(%)<br>VS. with Last Year | -  | -15.91                                   | -                  | -50.00                        | -100.00                        | ...   | ...                                      | 26.04                            | 98.26                                    | -0.48                                   | 27.40                    | 9.50   |

資料來源：本部戶政司與直轄市及縣(市)政府。  
 說明：1. 102年12月因臺北市「幸福加福袋送到家專案」，致「便民服務」之「其他」驟增。103年2月起將「便民服務」之「其他」詳列辦理護照人別確認、「辦理自然人憑證」、「網路預約辦理戶籍登記」、「國民身分證掛失(含撤銷)」、「派員查明居住事實服務」、「跨機關通報服務」、「到校受理初領國民身分證」等項目。  
 2. 未領(換)國民身分證(人)包括年滿14歲未申請初領及全面換證未換領者，103年2月起加強年滿14歲未申請初領者之統計。  
 3. 104年1月起將「戶政管理案件數」新增「發現不法取得、冒用、變造國民身分證」、「受理公文數」，刪除其他逾期登記項。

TABLE 14. OFFENSE AND SERVICE CASES OF POPULATION ADMINISTRATION

Unit: Cases; Persons

| 便民服務案件數<br>Citizen Service Cases |   |   |  |   |   |  |  |         |         | 月底未領(換)國民身分證(人)<br>Not Having Identity Card (Persons) |   |                                    | 月底櫃臺服務窗口數(件)<br>Located Service Window (Cases) |
|----------------------------------|---|---|--|---|---|--|--|---------|---------|---|---|------------------------------------|--|
| 其他<br>Others                     |   |   |  |   |   |  |  |         |         | 合計<br>Total   | 初領<br>Initial Issuance of Identity Card | 全換<br>Replacement of Identity Card |  |
| 小計<br>Subtotal                   | 辦理護照人別確認<br>Identity Verification of Passport Application | 辦理自然人憑證<br>Application of Citizen Digital Certificate | 網路預約辦理戶籍登記<br>Online Reservation of Household Registration | 國民身分證掛失(含撤銷)<br>Loss Report of Identity Card (Including Revocation) | 派員查明居住事實服務<br>Reside Fact Inquiry Service | 跨機關通報服務<br>Cross-Agency Notification Service | 到校受理初領國民身分證<br>Apply for Initial Issuance of Identity Card at School |         |         |   |   |                                    |  |
| 32,837                           | ...   | ...   | ...  | ...   | ...                                       | ...  | 38,575   | ...     | ...     | 3,097   |   |                                    |  |
| 76,462                           | ...   | ...   | ...  | ...   | ...                                       | ...  | 24,858   | ...     | ...     | 3,143   |   |                                    |  |
| 366,923                          | ...   | ...   | ...  | ...   | ...                                       | ...  | 28,605   | ...     | ...     | 3,146   |   |                                    |  |
| 90,956                           | ...   | ...   | ...  | ...   | ...                                       | ...  | 26,738   | ...     | ...     | 3,129   |   |                                    |  |
| 58,607                           | ...   | ...   | ...  | ...   | ...                                       | ...  | 27,078   | ...     | ...     | 3,174   |   |                                    |  |
| 116,507                          | ...   | ...   | ...  | ...   | ...                                       | ...  | 26,252   | ...     | ...     | 3,221   |   |                                    |  |
| 232,616                          | ...   | ...   | ...  | ...   | ...                                       | ...  | 28,424   | ...     | ...     | 3,284   |   |                                    |  |
| 687,388                          | ...   | ...   | ...  | ...   | ...                                       | ...  | 24,220   | ...     | ...     | 3,260   |   |                                    |  |
| 2,248,873                        | ...   | ...   | ...  | ...   | ...                                       | ...  | 145,267  | ...     | ...     | 3,280   |   |                                    |  |
| 155,434                          | ...   | ...   | ...  | ...   | ...                                       | ...  | 117,264  | ...     | ...     | 3,281   |   |                                    |  |
| 143,263                          | ...   | ...   | ...  | ...   | ...                                       | ...  | 119,076  | ...     | ...     | 3,273   |   |                                    |  |
| 138,069                          | ...   | ...   | ...  | ...   | ...                                       | ...  | 132,924  | ...     | ...     | 3,290   |   |                                    |  |
| 211,734                          | ...   | ...   | ...  | ...   | ...                                       | ...  | 145,267  | ...     | ...     | 3,280   |   |                                    |  |
| 2,181,884                        | 348,572   | 611,481   | 11,489   | 372,300   | 8,433                                     | 689,213                                      | 140,396  | 237,435 | 228,283 | 9,152   | 3,259                                   |                                    |  |
| 181,460                          | 37,320  | 21,712  | 1,165  | 39,529  | 1,044                                     | 56,630                                       | 24,060   | 140,355 | 132,363 | 7,992   | 3,257                                   |                                    |  |
| 134,605                          | 26,135  | 18,191  | 903  | 34,477  | 724                                       | 47,746                                       | 6,429  | 149,687 | 142,928 | 6,759   | 3,274                                   |                                    |  |
| 290,535                          | 51,968  | 41,927  | 1,371  | 42,760  | 1,122                                     | 68,711                                       | 82,676   | 161,647 | 151,712 | 9,935   | 3,259                                   |                                    |  |
| 246,005                          | 45,060  | 70,495  | 1,301  | 40,678  | 1,006                                     | 66,275                                       | 21,190   | 201,445 | 192,292 | 9,153   | 3,264                                   |                                    |  |
| 524,624                          | 46,056  | 353,906   | 2,441  | 41,599  | 812                                       | 76,717                                       | 3,093  | 198,575 | 190,557 | 8,018   | 3,248                                   |                                    |  |
| 203,555                          | 41,402  | 36,250  | 1,357  | 43,454  | 914                                       | 79,880                                       | 298  | 212,787 | 204,090 | 8,697   | 3,258                                   |                                    |  |
| 210,439                          | 42,089  | 24,105  | 1,088  | 46,336  | 994                                       | 95,521                                       | 306  | 218,635 | 208,751 | 9,884   | 3,254                                   |                                    |  |
| 192,858                          | 30,428  | 23,937  | 812  | 42,415  | 932                                       | 94,039                                       | 295  | 225,222 | 218,142 | 7,080   | 3,261                                   |                                    |  |
| 197,803                          | 28,114  | 20,958  | 1,051  | 41,052  | 885                                       | 103,694                                      | 2,049  | 237,435 | 228,283 | 9,152   | 3,259                                   |                                    |  |
| 2.56                             | -7.60   | -12.45  | 29.43  | -3.21   | -5.04                                     | 10.27  | 594.58   | 5.42    | 4.65    | 29.27   | -0.06                                   |                                    |  |
| 27.26                            | ...   | ...   | ...  | ...   | ...                                       | ...  | 102.48   | ...     | ...     | ...   | -0.67                                   |                                    |  |

Source: Dept. of Household Registration Affairs, MOI., County and City Government.  
 Note: 1. Due to "Happiness + Project of sending good-fortune bag to home" of Taipei City, there is a mass increase of the "Others" of "Citizen Service Cases" in Dec. 2013. Besides, the figures of "Others" of "Citizen Service Cases" are split into 7 new categories resulting in a mass increase since Feb. 2014.  
 2. The figures of "Not Having Identity Cards" include those citizens over 14 but not having applied for Identity Card and those not yet having applied for the next generation Identity Card. Because of checking thorough data, the figures of citizens over 14 not having applied for Identity Card are increased since Feb. 2014.  
 3. "Service Cases of Population Administration" added "Illegal Obtained, Fake or Mutilation of Identity Card" and "The Amount of Handled Documents" since Jan. 2015, and deleted all items without registration in designated time.

表15. 合作事業概況

| 年(半年)底別<br>End of Year(Half Year) | 社(場)數<br>No. of Cooperatives | 社(場)員數           |                  |
|-----------------------------------|------------------------------|------------------|------------------|
|                                   |                              | 個人社員(人)          |                  |
|                                   |                              | 計<br>Sub. T      | 男<br>Male        |
| 九十五年 2006                         | 5,441                        | 3,814,160        | ...              |
| 九十六年 2007                         | 5,269                        | 3,633,428        | ...              |
| 九十七年 2008                         | 5,186                        | 3,534,747        | ...              |
| 九十八年 2009                         | 5,095                        | 3,326,092        | 1,783,748        |
| 九十九年 2010                         | 4,902                        | 3,107,193        | 1,660,085        |
| 一〇〇年 2011                         | 4,803                        | 2,762,446        | 1,479,485        |
| 一〇一年 2012                         | 4,618                        | 2,641,436        | 1,400,256        |
| 一〇二年 2013                         | 4,533                        | 2,496,537        | 1,314,607        |
| 一〇三年 2014                         | 4,460                        | 2,345,235        | 1,252,819        |
| 六月 June                           | 4,489                        | 2,472,528        | 1,308,649        |
| 十二月 Dec.                          | 4,460                        | 2,345,235        | 1,252,819        |
| <b>一〇四年 2015</b>                  | <b>4,380</b>                 | <b>2,285,671</b> | <b>1,221,061</b> |
| 六月 June                           | 4,380                        | 2,285,671        | 1,221,061        |
| 較上期增減(%)<br>VS. with Last Period  | -1.79                        | -2.54            | -2.53            |
| 較上年同期增減(%)<br>VS. with Last Year  | -2.43                        | -7.56            | -6.69            |

資料來源：本部合作及人民團體司籌備處、直轄市、縣(市)政府，中華民國儲蓄互助協會。  
說明：本表資料不含信用合作社。

Table 15. COOPERATIVE BUSINESS

| No. of Memberships                 |  | 股金總額<br>(千元)<br>Capital<br>(NT\$1,000) | 平均每社股金<br>(千元)<br>Capital<br>per Cooperative<br>(NT\$1,000) |
|------------------------------------|--|--|---|
| Individual Membership<br>(Persons) | 法人社員<br>(個)<br>No. of Membership<br>in Law |  |   |
| 女<br>Female                        |  |  |   |
| ...                                | 7,464                                      | 22,066,669                             | 4,056   |
| ...                                | 6,163                                      | 23,235,203                             | 4,410   |
| ...                                | 5,506                                      | 23,310,698                             | 4,495   |
| 1,542,344                          | 6,550                                      | 23,647,228                             | 4,641   |
| 1,447,108                          | 6,036                                      | 24,098,628                             | 4,916   |
| 1,282,961                          | 5,768                                      | 24,838,269                             | 5,171   |
| 1,241,180                          | 5,451                                      | 25,314,617                             | 5,482   |
| 1,181,930                          | 5,635                                      | 25,856,297                             | 5,704   |
| 1,092,416                          | 5,441                                      | 26,067,725                             | 5,845   |
| 1,163,879                          | 5,459                                      | 25,916,719                             | 5,773   |
| 1,092,416                          | 5,441                                      | 26,067,725                             | 5,845   |
| <b>1,064,610</b>                   | <b>5,393</b>                               | <b>26,459,050</b>                      | <b>6,041</b>  |
| 1,064,610                          | 5,393                                      | 26,459,050                             | 6,041   |
| -2.55                              | -0.88                                      | 1.50                                   | 3.36  |
| -8.53                              | -1.21                                      | 2.09                                   | 4.63  |

Source : The Cooperative & Civil Association Preparatory office, MOI., County and City Government, Credit Union League of the Republic of China.

Note : The data of Credit Cooperatives are not included.

表16. 全國性人民團體

單位：團體數

| 年(季)底別<br>End of Year(Quarter)    | 政治團體 Political Associations |   | 職業團體 Occupational Associations |                                    |                                    |  |
|-----------------------------------|-----------------------------|---|--------------------------------|------------------------------------|------------------------------------|--|
|                                   | 政黨<br>Political Parties     | 全國性<br>政治團體<br>Nation-Wide<br>Political<br>Associations | 合計<br>Total                    | 工業團體<br>Industrial<br>Associations | 商業團體<br>Commercial<br>Associations | 自由職<br>業團體<br>Professional<br>Associations |
| 九十五年 2006                         | 122                         | 42  | 269                            | 143                                | 83                                 | 43   |
| 九十六年 2007                         | 136                         | 43  | 278                            | 144                                | 89                                 | 45   |
| 九十七年 2008                         | 144                         | 43  | 287                            | 145                                | 96                                 | 46   |
| 九十八年 2009                         | 158                         | 43  | 294                            | 146                                | 101                                | 47   |
| 九十九年 2010                         | 175                         | 43  | 301                            | 146                                | 107                                | 48   |
| 一〇〇年 2011                         | 209                         | 43  | 308                            | 146                                | 114                                | 48   |
| 一〇一年 2012                         | 231                         | 43  | 314                            | 147                                | 119                                | 48   |
| 一〇二年 2013                         | 247                         | 44  | 325                            | 147                                | 127                                | 51   |
| 一〇三年 2014                         | 259                         | 46  | 332                            | 149                                | 131                                | 52   |
| 第三季 3rd Qua.                      | 255                         | 46  | ...                            | ...                                | ...                                | ...  |
| 第四季 4th Qua.                      | 259                         | 46  | 332                            | 149                                | 131                                | 52   |
| 一〇四年 2015                         | 277                         | 47  | ...                            | ...                                | ...                                | ...  |
| 第一季 1st Qua.                      | 263                         | 46  | ...                            | ...                                | ...                                | ...  |
| 第二季 2nd Qua.                      | 269                         | 46  | 333                            | 149                                | 132                                | 52   |
| 第三季 3rd Qua.                      | 277                         | 47  | ...                            | ...                                | ...                                | ...  |
| 較上季增減(%)<br>VS. with Last Quarter | 2.97                        | 2.17  | ...                            | ...                                | ...                                | ...  |
| 較上年同季增減(%)<br>VS. with Last Year  | 8.63                        | 2.17  | ...                            | ...                                | ...                                | ...  |

資料來源：本部民政司、合作及人民團體司等備處。

說明：1. 因97年1月23日修正「社會團體許可立案作業規定」，98年起新增「環保團體」，原「兩岸團體」依其性質分歸各應屬之團體類別。  
2. 104年1月新增中華道政國安黨、和平鵲聯盟黨，2月新增時代力量；3月新增民國黨；4月新增社會民主黨；5月新增全國幸福勞工黨、中華民族和合黨、自由台灣黨；6月新增台灣獨立黨、陽光大聯盟；7月新增新政世紀黨、中國為公黨；8月新增社會福利黨；9月新增泛盟黨、台灣未來黨、中華青年同盟會、綠黨社會民主黨聯盟、信心希望聯盟。

TABLE 16. NATIONAL-WIDE CIVIC ASSOCIATIONS

Unit : Associations

| 合計<br>Total | 社會團體 Social Associations                             |                                       |  |                                     |   |   |   |   |
|-------------|--|---------------------------------------|--|-------------------------------------|---|---|---|---|
|             | 學術文<br>化團體<br>Academic &<br>Cultural<br>Associations | 醫療衛<br>生團體<br>Medical<br>Associations | 宗教團體<br>Religious<br>Associa-<br>tions | 體育團體<br>Sports<br>Associa-<br>tions | 社會服<br>務及慈<br>善團體<br>Social Services<br>& Charity<br>Associations | 國際團體<br>Internat-<br>ional<br>Associa-<br>tions | 經濟業<br>務團體<br>Economic<br>Business<br>Associa-<br>tions | 環保、同<br>鄉、同學<br>校友會<br>及其他<br>Others(1) |
| 7,150       | 1,707  | 641                                   | 633                                    | 668                                 | 1,475   | 161   | 1,443   | 422                                     |
| 7,796       | 1,838  | 698                                   | 683                                    | 718                                 | 1,661   | 166   | 1,546   | 486                                     |
| 8,542       | 1,960  | 751                                   | 750                                    | 779                                 | 1,872   | 170   | 1,678   | 582                                     |
| 9,252       | 2,060  | 794                                   | 827                                    | 847                                 | 1,973   | 176   | 1,768   | 807                                     |
| 9,248       | 1,964  | 825                                   | 884                                    | 934                                 | 2,010   | 141   | 1,804   | 686                                     |
| 10,298      | 2,154  | 900                                   | 1,053                                  | 1,017                               | 2,263   | 147   | 1,964   | 800                                     |
| 11,172      | 2,373  | 975                                   | 1,163                                  | 1,087                               | 2,411   | 147   | 2,107   | 909                                     |
| 11,750      | 2,534  | 1,015                                 | 1,231                                  | 1,128                               | 2,511   | 148   | 2,217   | 966                                     |
| 12,363      | 2,639  | 1,061                                 | 1,282                                  | 1,190                               | 2,643   | 151   | 2,373   | 1,024                                   |
| ...         | ...  | ...                                   | ...                                    | ...                                 | ...   | ...   | ...   | ...                                     |
| 12,363      | 2,639  | 1,061                                 | 1,282                                  | 1,190                               | 2,643   | 151   | 2,373   | 1,024                                   |
| ...         | ...  | ...                                   | ...                                    | ...                                 | ...   | ...   | ...   | ...                                     |
| ...         | ...  | ...                                   | ...                                    | ...                                 | ...   | ...   | ...   | ...                                     |
| 12,541      | 2,719  | 1,062                                 | 1,292                                  | 1,213                               | 2,653   | 151   | 2,408   | 1,043                                   |
| ...         | ...  | ...                                   | ...                                    | ...                                 | ...   | ...   | ...   | ...                                     |
| ...         | ...  | ...                                   | ...                                    | ...                                 | ...   | ...   | ...   | ...                                     |
| ...         | ...  | ...                                   | ...                                    | ...                                 | ...   | ...   | ...   | ...                                     |

Source : Dept. of Civil Affairs, The Cooperative & Civil Association Preparatory office, MOI.

Note : Due to the revise of the Regulation for Registration of Social Entities on 23 Jan. 2008, the figures of Others have included the environmental groups and the former cross-strait associations have been reclassified according to their characteristics since 2009.

表17. 農民健康保險投保單位、人數及應計保險費收入

單位：個；人；元

| 年(月)別<br>Year(Month)             | 投保單位<br>Insured Units (1) | 被保險人數(1)<br>Insured Persons |  |   | 應                    |
|----------------------------------|---------------------------|-----------------------------|--|---|----------------------|
|                                  |                           | 合計<br>Total                 | 農會會員<br>Members of<br>Farmer's<br>Associations | 非農會會員<br>Members of<br>Non-Farmer's<br>Associations | 合計<br>Total          |
| 九十五年 2006                        | 288                       | 1,622,923                   | 731,915  | 891,008   | 5,057,599,685        |
| 九十六年 2007                        | 287                       | 1,601,410                   | 737,828  | 863,582   | 4,972,671,568        |
| 九十七年 2008                        | 287                       | 1,573,364                   | 742,488  | 830,876   | 4,873,698,276        |
| 九十八年 2009                        | 287                       | 1,540,988                   | 745,522  | 795,466   | 4,744,502,996        |
| 九十九年 2010                        | 287                       | 1,508,284                   | 744,732  | 763,552   | 4,720,384,651        |
| 一〇〇年 2011                        | 287                       | 1,479,148                   | 745,538  | 733,610   | 4,630,731,309        |
| 一〇一年 2012                        | 287                       | 1,454,728                   | 752,654  | 702,074   | 4,533,349,801        |
| 一〇二年 2013                        | 287                       | 1,409,634                   | 737,235  | 672,399   | 4,430,578,008        |
| 一〇三年 2014                        | 287                       | 1,349,903                   | 705,186  | 644,717   | 4,275,857,172        |
| 九月 Sept.                         | 287                       | 1,364,475                   | 713,314  | 651,161   | 352,792,094          |
| 十月 Oct.                          | 287                       | 1,359,357                   | 710,410  | 648,947   | 352,842,910          |
| 十一月 Nov.                         | 287                       | 1,354,900                   | 707,942  | 646,958   | 352,369,793          |
| 十二月 Dec.                         | 287                       | 1,349,903                   | 705,186  | 644,717   | 346,455,585          |
| <b>一〇四年 2015</b>                 | <b>287</b>                | <b>1,305,372</b>            | <b>681,051</b>                                 | <b>624,321</b>                                      | <b>3,085,132,176</b> |
| 一月 Jan.                          | 287                       | 1,345,657                   | 702,961  | 642,696   | 347,056,464          |
| 二月 Feb.                          | 287                       | 1,341,910                   | 700,800  | 641,110   | 346,948,907          |
| 三月 Mar.                          | 287                       | 1,336,383                   | 697,669  | 638,714   | 344,447,373          |
| 四月 Apr.                          | 287                       | 1,331,403                   | 694,939  | 636,464   | 344,780,396          |
| 五月 May                           | 287                       | 1,326,442                   | 692,292  | 634,150   | 344,402,421          |
| 六月 June                          | 287                       | 1,321,983                   | 689,756  | 632,227   | 340,592,901          |
| 七月 July                          | 287                       | 1,316,430                   | 686,847  | 629,583   | 338,707,842          |
| 八月 Aug.                          | 287                       | 1,311,774                   | 684,361  | 627,413   | 339,258,075          |
| 九月 Sept.                         | 287                       | 1,305,372                   | 681,051  | 624,321   | 338,937,797          |
| 較上月增減(%)<br>VS. with Last Month  | 0.00                      | -0.49                       | -0.48  | -0.49   | -0.09                |
| 較上年同月增減(%)<br>VS. with Last Year | 0.00                      | -4.33                       | -4.52  | -4.12   | -3.93                |

資料來源：勞工保險局。

說明：(1)係指年(月)底數。

TABLE 17. FARMER HEALTH INSURANCE INSURED UNITS, PERSONS, AND PREMIUM INCOME

Unit : Units;Persons;NT.\$

| 計保險費<br>Premium Receivable |                               |                                     |  |                                     |
|----------------------------|-------------------------------|-------------------------------------|--|-------------------------------------|
| 政府補助<br>Government Subsidy |                               |                                     |  | 被保險人<br>From The Insured<br>Persons |
| 小計<br>Subtotal             | 中央政府<br>Central<br>Government | 直轄市政府<br>Municipality<br>Government | 縣(市)政府<br>Country (City)<br>Government |                                     |
| 3,596,283,576              | 3,014,034,524                 | 28,894,111                          | 553,354,941                            | 1,461,316,109                       |
| 3,539,406,557              | 2,963,655,667                 | 28,407,290                          | 547,343,600                            | 1,433,265,011                       |
| 3,471,797,540              | 2,873,150,516                 | 78,201,059                          | 520,445,965                            | 1,401,900,736                       |
| 3,427,987,863              | 2,842,478,913                 | 76,778,525                          | 508,730,425                            | 1,316,515,133                       |
| 3,467,069,732              | 2,883,208,850                 | 75,728,086                          | 508,132,796                            | 1,253,314,919                       |
| 3,305,240,031              | 2,426,919,971                 | 549,051,227                         | 329,268,833                            | 1,325,491,278                       |
| 3,240,963,974              | 2,376,321,975                 | 537,820,818                         | 326,821,181                            | 1,292,385,827                       |
| 3,172,521,992              | 2,325,593,927                 | 524,723,664                         | 322,204,401                            | 1,258,056,016                       |
| 3,060,701,429              | 2,244,662,087                 | 504,236,654                         | 311,802,688                            | 1,215,155,743                       |
| 252,367,751                | 184,934,119                   | 41,634,859                          | 25,798,773                             | 100,424,343                         |
| 251,740,909                | 184,546,281                   | 41,502,690                          | 25,691,938                             | 101,102,001                         |
| 250,902,049                | 183,876,357                   | 41,357,966                          | 25,667,726                             | 101,467,744                         |
| 249,442,008                | 183,169,550                   | 40,787,851                          | 25,484,607                             | 97,013,577                          |
| <b>2,211,658,370</b>       | <b>1,620,630,507</b>          | <b>364,432,336</b>                  | <b>226,595,527</b>                     | <b>873,473,806</b>                  |
| 249,137,769                | 182,893,330                   | 40,846,182                          | 25,398,257                             | 97,918,695                          |
| 248,536,249                | 181,759,729                   | 41,350,927                          | 25,425,593                             | 98,412,658                          |
| 246,617,879                | 180,685,965                   | 40,703,508                          | 25,228,406                             | 97,829,494                          |
| 247,196,678                | 180,452,740                   | 41,502,628                          | 25,241,310                             | 97,583,718                          |
| 245,427,380                | 179,895,174                   | 40,333,796                          | 25,198,410                             | 98,975,041                          |
| 245,268,482                | 179,845,111                   | 40,158,241                          | 25,265,130                             | 95,324,419                          |
| 243,525,901                | 178,625,848                   | 39,972,665                          | 24,927,388                             | 95,181,941                          |
| 243,220,180                | 178,406,538                   | 39,861,039                          | 24,952,603                             | 96,037,895                          |
| 242,727,852                | 178,066,072                   | 39,703,350                          | 24,958,430                             | 96,209,945                          |
| -0.20                      | -0.19                         | -0.40                               | 0.02                                   | 0.18                                |
| -3.82                      | -3.71                         | -4.64                               | -3.26                                  | -4.20                               |

Source : Bureau of Labor Insurance, Ministry of Labor.  
Note : (1) The data refers to End of Year(Month).



表18. 農民健康保險實計現金保險給付

單位：件；元

| 年(月)別<br>Year(Month)             | 合計<br>Total   |                      | 生育給付<br>Maternity |                   |
|----------------------------------|---------------|----------------------|-------------------|-------------------|
|                                  | 件數<br>Cases   | 金額<br>Amount         | 件數<br>Cases       | 金額<br>Amount      |
|                                  | 九十五年 2006     | 59,775               | 8,479,518,400     | 9,042             |
| 九十六年 2007                        | 59,047        | 8,391,383,600        | 7,804             | 160,323,600       |
| 九十七年 2008                        | 59,632        | 8,720,027,600        | 6,946             | 141,892,200       |
| 九十八年 2009                        | 57,848        | 8,566,262,600        | 6,069             | 124,134,000       |
| 九十九年 2010                        | 56,412        | 8,462,477,600        | 4,998             | 102,397,800       |
| 一〇〇年 2011                        | 56,859        | 8,494,522,260        | 5,101             | 105,233,400       |
| 一〇一年 2012                        | 56,234        | 8,709,562,400        | 5,314             | 109,384,800       |
| 一〇二年 2013                        | 52,457        | 8,181,936,800        | 4,347             | 89,698,800        |
| 一〇三年 2014                        | 52,379        | 8,228,676,600        | 3,853             | 78,764,400        |
| 九月 Sept.                         | 4,251         | 664,791,800          | 352               | 7,140,000         |
| 十月 Oct.                          | 4,355         | 693,379,000          | 337               | 6,905,400         |
| 十一月 Nov.                         | 3,758         | 587,775,000          | 308               | 6,232,200         |
| 十二月 Dec.                         | 4,433         | 692,267,200          | 351               | 7,201,200         |
| <b>一〇四年 2015</b>                 | <b>36,738</b> | <b>5,763,017,000</b> | <b>2,678</b>      | <b>54,967,800</b> |
| 一月 Jan.                          | 4,183         | 654,279,000          | 322               | 6,650,400         |
| 二月 Feb.                          | 3,205         | 494,594,600          | 258               | 5,334,600         |
| 三月 Mar.                          | 4,947         | 758,033,400          | 422               | 8,557,800         |
| 四月 Apr.                          | 4,234         | 662,598,800          | 298               | 6,018,000         |
| 五月 May                           | 4,077         | 638,924,600          | 285               | 5,905,800         |
| 六月 June                          | 3,972         | 630,332,800          | 262               | 5,365,200         |
| 七月 July                          | 4,607         | 733,740,400          | 289               | 5,936,400         |
| 八月 Aug.                          | 4,016         | 638,275,200          | 267               | 5,467,200         |
| 九月 Sept.                         | 3,497         | 552,238,200          | 275               | 5,732,400         |
| 較上月增減(%)<br>VS. with Last Month  | -12.92        | -13.48               | 3.00              | 4.85              |
| 較上年同月增減(%)<br>VS. with Last Year | -17.74        | -16.93               | -21.88            | -19.71            |

資料來源：勞工保險局。

TABLE 18. FARMER HEALTH INSURANCE CASH BENEFITS

Unit : Cases;NT.\$

| 身心障礙給付<br>Disability |                      | 喪葬津貼<br>Funeral and Interment |                      |
|----------------------|----------------------|-------------------------------|----------------------|
| 件數<br>Cases          | 金額<br>Amount         | 件數<br>Cases                   | 金額<br>Amount         |
| 22,049               | 3,905,206,000        | 28,684                        | 4,388,652,000        |
| 21,585               | 3,693,386,000        | 29,658                        | 4,537,674,000        |
| 22,662               | 3,984,463,400        | 30,024                        | 4,593,672,000        |
| 22,226               | 3,920,519,600        | 29,553                        | 4,521,609,000        |
| 21,507               | 3,784,308,800        | 29,907                        | 4,575,771,000        |
| 20,867               | 3,662,965,860        | 30,891                        | 4,726,323,000        |
| 20,166               | 3,894,815,600        | 30,754                        | 4,705,362,000        |
| 17,654               | 3,432,470,000        | 30,456                        | 4,659,768,000        |
| 16,771               | 3,291,397,200        | 31,755                        | 4,858,515,000        |
| 1,355                | 268,419,800          | 2,544                         | 389,232,000          |
| 1,497                | 300,760,600          | 2,521                         | 385,713,000          |
| 1,229                | 241,729,800          | 2,221                         | 339,813,000          |
| 1,498                | 289,714,000          | 2,584                         | 395,352,000          |
| <b>10,779</b>        | <b>2,146,056,200</b> | <b>23,281</b>                 | <b>3,561,993,000</b> |
| 1,251                | 248,298,600          | 2,610                         | 399,330,000          |
| 921                  | 179,282,000          | 2,026                         | 309,978,000          |
| 1,240                | 246,870,600          | 3,285                         | 502,605,000          |
| 1,158                | 231,546,800          | 2,778                         | 425,034,000          |
| 1,169                | 231,699,800          | 2,623                         | 401,319,000          |
| 1,244                | 247,669,600          | 2,466                         | 377,298,000          |
| 1,410                | 282,880,000          | 2,908                         | 444,924,000          |
| 1,300                | 258,111,000          | 2,449                         | 374,697,000          |
| 1,086                | 219,697,800          | 2,136                         | 326,808,000          |
| -16.46               | -14.88               | -12.78                        | -12.78               |
| -19.85               | -18.15               | -16.04                        | -16.04               |

Source : Bureau of Labor Insurance, Ministry of Labor.

表19. 辦理土地登記及標示變更登記—按月別分

| 年 (月) 別<br>Year (Month)          | 土地登記<br>Registration of Land |   | 土地標示變更登記       |  |
|----------------------------------|------------------------------|---|----------------|--|
|                                  | 總筆數<br>Total Plots           | 總面積<br>(平方公尺)<br>Total Area (m <sup>2</sup> ) | 合計 Total       |  |
|                                  |                              |   | 筆數<br>Plots    | 面積<br>(平方公尺)<br>Area (m <sup>2</sup> ) |
| 九十五年 2006                        | 4,190,681                    | 3,196,763,236                                 | 797,468        | 797,854,724                            |
| 九十六年 2007                        | 3,908,103                    | 5,011,215,669                                 | 785,599        | 1,937,571,348                          |
| 九十七年 2008                        | 3,467,268                    | 5,432,895,627                                 | 558,327        | 2,384,968,018                          |
| 九十八年 2009                        | 3,353,043                    | 4,616,223,042                                 | 513,010        | 1,403,008,915                          |
| 九十九年 2010                        | 3,653,421                    | 3,274,250,946                                 | 623,171        | 1,392,972,952                          |
| 一〇〇年 2011                        | 3,911,370                    | 3,116,677,020                                 | 548,642        | 1,218,335,671                          |
| 一〇一年 2012                        | 3,409,701                    | 2,896,622,924                                 | 512,978        | 1,394,922,345                          |
| 一〇二年 2013                        | 3,683,210                    | 2,815,667,898                                 | 511,250        | 1,134,975,544                          |
| 一〇三年 2014                        | 3,563,292                    | 2,932,275,217                                 | 502,127        | 1,188,214,102                          |
| 九月 Sept.                         | 280,111                      | 184,138,803                                   | 29,947         | 50,315,791                             |
| 十月 Oct.                          | 319,765                      | 288,072,055                                   | 55,733         | 119,694,541                            |
| 十一月 Nov.                         | 414,599                      | 381,398,526                                   | 175,889        | 244,080,847                            |
| 十二月 Dec.                         | 311,270                      | 300,281,658                                   | 28,456         | 141,547,426                            |
| <b>一〇四年 2015</b>                 | <b>2,397,340</b>             | <b>2,148,418,331</b>                          | <b>240,447</b> | <b>843,548,957</b>                     |
| 一月 Jan.                          | 364,140                      | 257,897,406                                   | 21,310         | 40,449,619                             |
| 二月 Feb.                          | 216,137                      | 148,348,500                                   | 25,540         | 35,799,380                             |
| 三月 Mar.                          | 275,840                      | 268,696,874                                   | 33,491         | 126,339,660                            |
| 四月 Apr.                          | 268,101                      | 225,417,992                                   | 31,089         | 95,682,284                             |
| 五月 May                           | 264,105                      | 263,646,137                                   | 26,821         | 86,151,322                             |
| 六月 June                          | 265,190                      | 175,482,173                                   | 23,895         | 31,528,346                             |
| 七月 July                          | 274,854                      | 478,577,569                                   | 29,308         | 346,636,059                            |
| 八月 Aug.                          | 237,133                      | 170,628,858                                   | 23,302         | 34,955,636                             |
| 九月 Sept.                         | 231,840                      | 159,722,822                                   | 25,691         | 46,006,651                             |
| 較上月增減(%)<br>VS. with Last Month  | -2.23                        | -6.39   | 10.25          | 31.61                                  |
| 較上年同月增減(%)<br>VS. with Last Year | -17.23                       | -13.26  | -14.21         | -8.56                                  |

資料來源：直轄市、縣(市)政府。

說明：1. 土地登記係指土地標示變更、所有權第一次、移轉及他項權利等各項登記之總計。  
2. 筆數：依各實際辦理之土地筆數計算，土地以地號為基本計算單位，即1地號為1筆。

TABLE 19. REGISTRATION OF LAND AND REGISTRATION OF CHANGE IN LAND DESCRIPTIONS - BY MONTH

| Registration of Change in Land Descriptions |  |               |  |               |
|---|--|---------------|--|---------------|
| 分割<br>Subdivision                           | 合併<br>Combination                      | 重測、重劃         |  |               |
| 筆數<br>Plots                                 | 面積<br>(平方公尺)<br>Area (m <sup>2</sup> ) | 筆數<br>Plots   | 面積<br>(平方公尺)<br>Area (m <sup>2</sup> ) | 筆數<br>Plots   |
| 229,697                                     | 305,362,015                            | 75,812        | 47,088,560                             | 360,762       |
| 228,161                                     | 306,606,313                            | 79,983        | 58,570,379                             | 371,206       |
| 200,781                                     | 335,817,653                            | 41,610        | 46,538,729                             | 218,764       |
| 189,312                                     | 284,851,163                            | 25,489        | 47,669,305                             | 200,695       |
| 220,945                                     | 394,488,032                            | 29,318        | 76,582,272                             | 225,833       |
| 210,329                                     | 314,112,819                            | 26,852        | 86,513,272                             | 206,322       |
| 195,304                                     | 279,059,146                            | 20,424        | 45,719,099                             | 215,214       |
| 201,271                                     | 267,769,706                            | 20,462        | 45,749,275                             | 192,869       |
| 187,041                                     | 249,551,200                            | 21,449        | 57,684,899                             | 199,755       |
| 17,783                                      | 21,562,540                             | 1,754         | 3,665,983                              | 3,945         |
| 16,148                                      | 26,457,055                             | 2,077         | 4,658,766                              | 26,209        |
| 16,080                                      | 25,379,756                             | 1,989         | 4,396,076                              | 152,514       |
| 15,890                                      | 24,562,158                             | 2,120         | 5,322,631                              | 612           |
| <b>128,208</b>                              | <b>215,315,980</b>                     | <b>13,636</b> | <b>32,916,999</b>                      | <b>24,474</b> |
| 14,360                                      | 28,551,796                             | 1,742         | 3,465,951                              | 338           |
| 11,885                                      | 18,596,069                             | 1,119         | 2,856,010                              | 4,019         |
| 13,632                                      | 22,139,661                             | 1,577         | 3,475,152                              | 2,017         |
| 13,440                                      | 19,403,548                             | 1,579         | 6,083,893                              | 9,631         |
| 15,660                                      | 26,456,921                             | 1,566         | 3,149,399                              | 2,462         |
| 14,958                                      | 21,803,655                             | 1,559         | 3,569,018                              | 486           |
| 15,865                                      | 31,011,356                             | 1,644         | 3,466,359                              | 4,531         |
| 14,220                                      | 21,372,100                             | 1,486         | 3,075,027                              | 310           |
| 14,188                                      | 25,980,874                             | 1,364         | 3,776,191                              | 680           |
| -0.23                                       | 21.56                                  | -8.21         | 22.80                                  | 119.35        |
| -20.22                                      | 20.49                                  | -22.23        | 3.01                                   | -82.76        |

Source : County and City Government.

Note : 1.Registration of Land contains Change in Land Descriptions, Initial Registration, Ownership Transfer, Other Rights.  
2.Plots refer to each land number as a unit.

表19. 辦理土地登記及標示變更登記—按月別分(續)

| 年 (月) 別<br>Year (Month)          | 土地標示變更登記                               |                  |   |               |
|----------------------------------|--|------------------|---|---------------|
|                                  | Resurvey /Readjust                     | 減 失<br>Reduction | 地目變更<br>Change                          |               |
|                                  | 面積<br>(平方公尺)<br>Area (m <sup>2</sup> ) | 筆 數<br>Plots     | 面 積<br>(平方公尺)<br>Area (m <sup>2</sup> ) | 筆 數<br>Plots  |
| 九十五年 2006                        | 189,597,832                            | 49               | 19,767                                  | 33,227        |
| 九十六年 2007                        | 242,274,551                            | 81               | 525,992                                 | 28,136        |
| 九十七年 2008                        | 258,525,429                            | 194              | 105,967                                 | 20,327        |
| 九十八年 2009                        | 289,446,929                            | 47               | 144,905                                 | 12,606        |
| 九十九年 2010                        | 233,482,922                            | 26               | 93,229                                  | 67,126        |
| 一〇〇年 2011                        | 272,832,331                            | 47               | 351,886                                 | 40,578        |
| 一〇一年 2012                        | 282,200,136                            | 20               | 70,344                                  | 18,167        |
| 一〇二年 2013                        | 276,561,820                            | 10               | 46,707                                  | 17,919        |
| 一〇三年 2014                        | 261,793,987                            | 49               | 29,189                                  | 16,822        |
| 九 月 Sept.                        | 612,586                                | —                | —                                       | 1,435         |
| 十 月 Oct.                         | 48,840,853                             | —                | —                                       | 1,215         |
| 十一月 Nov.                         | 200,681,545                            | —                | —                                       | 1,600         |
| 十二月 Dec.                         | 808,714                                | —                | —                                       | 1,747         |
| <b>一〇四年 2015</b>                 | <b>15,002,836</b>                      | <b>10</b>        | <b>15,188</b>                           | <b>13,797</b> |
| 一 月 Jan.                         | 332,367                                | 1                | 247                                     | 1,814         |
| 二 月 Feb.                         | 5,064,365                              | —                | —                                       | 1,382         |
| 三 月 Mar.                         | 818,301                                | —                | —                                       | 1,739         |
| 四 月 Apr.                         | 5,433,031                              | 4                | 4,707                                   | 1,272         |
| 五 月 May                          | 1,002,434                              | —                | —                                       | 1,035         |
| 六 月 June                         | 347,698                                | 3                | 203                                     | 1,792         |
| 七 月 July                         | 766,239                                | 2                | 10,031                                  | 1,671         |
| 八 月 Aug.                         | 159,502                                | —                | —                                       | 1,798         |
| 九 月 Sept.                        | 1,078,899                              | —                | —                                       | 1,294         |
| 較上月增減(%)<br>VS. with Last Month  | 576.42                                 | —                | —                                       | -28.03        |
| 較上年同月增減(%)<br>VS. with Last Year | 76.12                                  | —                | —                                       | -9.83         |

TABLE 19. REGISTRATION OF LAND AND REGISTRATION OF CHANGE IN LAND DESCRIPTIONS - BY MONTH (CONT.)

| in Land Category | Registration of Change in Land Descriptions |   |                    |   |                   |
|------------------|---|---|--------------------|---|-------------------|
|                  | 使用編定<br>Designation                         | 其 他<br>Others                           |                    |   |                   |
|                  | 筆 數<br>Plots                                | 面 積<br>(平方公尺)<br>Area (m <sup>2</sup> ) | 筆 數<br>Plots       | 面 積<br>(平方公尺)<br>Area (m <sup>2</sup> ) |                   |
|                  | 8,894,498                                   | 57,099                                  | 187,661,399        | 40,822                                  | 59,230,652        |
|                  | 8,784,117                                   | 47,325                                  | 1,288,749,489      | 30,707                                  | 32,060,507        |
|                  | 7,236,408                                   | 54,583                                  | 1,715,733,376      | 22,068                                  | 21,010,457        |
|                  | 9,161,724                                   | 47,617                                  | 743,061,226        | 37,244                                  | 28,673,663        |
|                  | 38,689,349                                  | 49,927                                  | 617,414,728        | 29,996                                  | 32,222,420        |
|                  | 19,303,872                                  | 49,063                                  | 510,300,591        | 15,451                                  | 14,920,898        |
|                  | 9,492,508                                   | 40,293                                  | 744,320,914        | 23,556                                  | 34,060,197        |
|                  | 6,945,882                                   | 47,482                                  | 502,575,273        | 31,237                                  | 35,326,879        |
|                  | 6,839,785                                   | 50,911                                  | 575,776,357        | 26,100                                  | 36,538,684        |
|                  | 422,434                                     | 2,178                                   | 19,750,898         | 2,852                                   | 4,301,349         |
|                  | 424,751                                     | 6,157                                   | 33,815,389         | 3,927                                   | 5,497,728         |
|                  | 447,664                                     | 2,756                                   | 12,290,658         | 950                                     | 885,148           |
|                  | 647,543                                     | 5,524                                   | 101,633,494        | 2,563                                   | 8,572,885         |
| <b>一〇四年 2015</b> | <b>15,861,509</b>                           | <b>45,893</b>                           | <b>546,379,329</b> | <b>14,429</b>                           | <b>18,057,117</b> |
|                  | 482,100                                     | 2,151                                   | 5,269,329          | 904                                     | 2,347,830         |
|                  | 570,172                                     | 4,268                                   | 7,296,043          | 2,867                                   | 1,416,720         |
|                  | 11,022,434                                  | 13,255                                  | 87,645,567         | 1,271                                   | 1,238,544         |
|                  | 401,348                                     | 3,770                                   | 61,447,859         | 1,393                                   | 2,907,899         |
|                  | 310,847                                     | 4,298                                   | 53,356,334         | 1,800                                   | 1,875,387         |
|                  | 838,355                                     | 2,459                                   | 3,861,615          | 2,638                                   | 1,107,803         |
|                  | 615,522                                     | 4,498                                   | 306,690,421        | 1,097                                   | 4,076,132         |
|                  | 1,233,448                                   | 4,095                                   | 7,368,071          | 1,393                                   | 1,747,487         |
|                  | 387,283                                     | 7,099                                   | 13,444,089         | 1,066                                   | 1,339,315         |
|                  | -68.60                                      | 73.36                                   | 82.46              | -23.47                                  | -23.36            |
|                  | -8.32                                       | 225.94                                  | -31.93             | -62.62                                  | -68.86            |

表20. 辦理土地登記及標示變更登記—按區域別分

| 區域別<br>Locality      | 土地登記<br>Registration of Land |   | 土地標示變更登記    |                              |
|----------------------|------------------------------|---|-------------|------------------------------|
|                      | 總筆數<br>Total Plots           | 總面積<br>(平方公尺)<br>Total Area (m <sup>2</sup> ) | 合計          | Total                        |
|                      |                              |   | 筆數<br>Plots | 面積<br>Area (m <sup>2</sup> ) |
| 一〇四年九月<br>Sep., 2015 | 231,840                      | 159,722,822                                   | 25,691      | 46,006,651                   |
| 新北市 New Taipei City  | 33,100                       | 13,492,532                                    | 894         | 2,118,502                    |
| 臺北市 Taipei City      | 20,592                       | 2,196,971                                     | 164         | 229,685                      |
| 桃園市 Taoyuan City     | 24,320                       | 12,476,128                                    | 3,206       | 2,224,617                    |
| 臺中市 Taichung City    | 27,123                       | 10,059,765                                    | 4,270       | 3,560,593                    |
| 臺南市 Tainan City      | 19,407                       | 11,604,354                                    | 2,425       | 3,050,597                    |
| 高雄市 Kaohsiung City   | 22,220                       | 15,748,648                                    | 1,694       | 3,933,952                    |
| 臺灣省 Taiwan Prov.     | 83,599                       | 92,624,194                                    | 12,532      | 29,991,480                   |
| 宜蘭縣 Yilan C.         | 5,375                        | 4,478,400                                     | 852         | 1,841,855                    |
| 新竹縣 Hsinchu C.       | 9,530                        | 9,137,948                                     | 998         | 2,009,986                    |
| 苗栗縣 Miaoli C.        | 8,521                        | 9,070,925                                     | 1,488       | 2,442,106                    |
| 彰化縣 Changhua C.      | 12,295                       | 7,210,807                                     | 1,476       | 936,825                      |
| 南投縣 Nantou C.        | 5,037                        | 7,513,645                                     | 613         | 1,106,430                    |
| 雲林縣 Yunlin C.        | 7,074                        | 8,004,537                                     | 1,245       | 2,395,813                    |
| 嘉義縣 Chiayi C.        | 5,418                        | 7,269,845                                     | 708         | 1,889,289                    |
| 屏東縣 Pingtung C.      | 9,252                        | 16,872,939                                    | 1,845       | 8,134,594                    |
| 臺東縣 Taitung C.       | 2,990                        | 9,883,503                                     | 523         | 2,856,763                    |
| 花蓮縣 Hualien C.       | 3,901                        | 9,862,327                                     | 693         | 5,435,891                    |
| 澎湖縣 Penghu C.        | 2,803                        | 921,624                                       | 1,447       | 432,200                      |
| 基隆市 Keelung City     | 4,708                        | 960,195                                       | 103         | 146,311                      |
| 新竹市 Hsinchu City     | 4,808                        | 1,066,255                                     | 436         | 290,415                      |
| 嘉義市 Chiayi City      | 1,887                        | 371,243                                       | 105         | 73,002                       |
| 福建省 Fuchien Prov.    | 1,479                        | 1,520,231                                     | 506         | 897,225                      |
| 金門縣 Kinmen C.        | 1,269                        | 1,366,930                                     | 324         | 796,821                      |
| 連江縣 Lienchiang C.    | 210                          | 153,301                                       | 182         | 100,404                      |

TABLE 20. REGISTRATION OF LAND AND REGISTRATION OF CHANGE IN LAND DESCRIPTIONS - BY LOCALITY

| Registration of Change in Land Descriptions |   |             |   |                |
|---|---|-------------|---|----------------|
| 分割<br>Plots                                 | Subdivision<br>面積<br>(平方公尺)<br>Area (m <sup>2</sup> ) | 合併<br>Plots | Combination<br>面積<br>(平方公尺)<br>Area (m <sup>2</sup> ) | 重測、重劃<br>Plots |
| 14,188                                      | 25,980,874  | 1,364       | 3,776,191   | 680            |
| 561   | 1,118,906   | 38          | 78,614  | 6              |
| 103   | 139,726   | 15          | 40,085  | —              |
| 2,543                                       | 1,066,987   | 125         | 450,697   | 2              |
| 1,371                                       | 1,631,245   | 153         | 204,327   | 32             |
| 1,170                                       | 616,525   | 174         | 1,055,237   | 568            |
| 1,408                                       | 3,690,355   | 84          | 120,464   | 3              |
| 6,607                                       | 16,967,245  | 768         | 1,823,329   | 69             |
| 554   | 1,643,215   | 40          | 55,030  | —              |
| 512   | 971,034   | 76          | 197,333   | 11             |
| 1,001                                       | 1,858,401   | 159         | 445,753   | 49             |
| 1,083                                       | 650,800   | 99          | 115,766   | —              |
| 419   | 779,655   | 51          | 170,955   | 2              |
| 368   | 250,867   | 59          | 148,369   | 1              |
| 348   | 734,523   | 49          | 113,729   | 1              |
| 730   | 2,031,855   | 78          | 212,589   | —              |
| 359   | 2,371,588   | 55          | 194,862   | 5              |
| 546   | 5,190,216   | 71          | 142,238   | —              |
| 111   | 68,747  | 11          | 13,226  | —              |
| 90  | 135,021   | 4           | 533   | —              |
| 405   | 255,611   | 11          | 12,210  | —              |
| 81  | 25,713  | 5           | 736   | —              |
| 425   | 749,884   | 7           | 3,438   | —              |
| 268   | 697,550   | 7           | 3,438   | —              |
| 157   | 52,334  | —           | —   | —              |

資料來源：直轄市、縣(市)政府。

說明：土地登記係指土地標示變更、所有權第一次、移轉及他項權利之總計。

Source : County and City Government.

Note : Registration of Land contains Change in Descriptions, Initial Registration, Ownership Transfer, Other Rights.

表20. 辦理土地登記及標示變更登記—按區域別分(續)

| 區 域 別<br>Locality     | 土地標示變更登記                               |                  |   |              |
|-----------------------|--|------------------|---|--------------|
|                       | Resurvey /Readjust                     | 減 失<br>Reduction | 地目變更 Change                             |              |
|                       | 面積<br>(平方公尺)<br>Area (m <sup>2</sup> ) | 筆 數<br>Plots     | 面 積<br>(平方公尺)<br>Area (m <sup>2</sup> ) | 筆 數<br>Plots |
| 一〇四年九月<br>Sep., 2015  | 1,078,899                              | —                | —                                       | 1,294        |
| 新 北 市 New Taipei City | 5,806                                  | —                | —                                       | 38           |
| 臺 北 市 Taipei City     | —                                      | —                | —                                       | 12           |
| 桃 園 市 Taoyuan City    | 61                                     | —                | —                                       | 86           |
| 臺 中 市 Taichung City   | 9,131                                  | —                | —                                       | 301          |
| 臺 南 市 Tainan City     | 1,016,767                              | —                | —                                       | 134          |
| 高 雄 市 Kaohsiung City  | 632                                    | —                | —                                       | 125          |
| 臺 灣 省 Taiwan Prov.    | 46,502                                 | —                | —                                       | 576          |
| 宜蘭縣 Yilan C.          | —                                      | —                | —                                       | 170          |
| 新竹縣 Hsinchu C.        | 11,356                                 | —                | —                                       | —            |
| 苗栗縣 Miaoli C.         | 13,084                                 | —                | —                                       | 117          |
| 彰化縣 Changhua C.       | —                                      | —                | —                                       | 53           |
| 南投縣 Nantou C.         | 277                                    | —                | —                                       | 54           |
| 雲林縣 Yunlin C.         | 1,070                                  | —                | —                                       | 3            |
| 嘉義縣 Chiayi C.         | 63                                     | —                | —                                       | 23           |
| 屏東縣 Pingtung C.       | —                                      | —                | —                                       | 93           |
| 臺東縣 Taitung C.        | 20,653                                 | —                | —                                       | 8            |
| 花蓮縣 Hualien C.        | —                                      | —                | —                                       | 30           |
| 澎湖縣 Penghu C.         | —                                      | —                | —                                       | —            |
| 基隆市 Keelung City      | —                                      | —                | —                                       | 3            |
| 新竹市 Hsinchu City      | —                                      | —                | —                                       | 16           |
| 嘉義市 Chiayi City       | —                                      | —                | —                                       | 6            |
| 福 建 省 Fuchien Prov.   | —                                      | —                | —                                       | 22           |
| 金門縣 Kinmen C.         | —                                      | —                | —                                       | 22           |
| 連江縣 Lienchiang C.     | —                                      | —                | —                                       | —            |

TABLE 20. REGISTRATION OF LAND AND REGISTRATION OF CHANGE IN LAND DESCRIPTIONS - BY LOCALITY (CONT.)

| in Land Category | Registration of Change in Land Descriptions |               |   |              |           |
|------------------|---|---------------|---|--------------|-----------|
|                  | 使用編定<br>Designation                         | 其 他<br>Others |   |              |           |
|                  | 面積<br>(平方公尺)<br>Area (m <sup>2</sup> )      | 筆 數<br>Plots  | 面 積<br>(平方公尺)<br>Area (m <sup>2</sup> ) | 筆 數<br>Plots |           |
|                  | 387,283                                     | 7,099         | 13,444,089                              | 1,066        | 1,339,315 |
|                  | 6,980                                       | 225           | 904,012                                 | 26           | 4,184     |
|                  | 43,779                                      | —             | —                                       | 34           | 6,095     |
|                  | 49,004                                      | 306           | 524,996                                 | 144          | 132,873   |
|                  | 58,843                                      | 2,294         | 1,204,171                               | 119          | 452,876   |
|                  | 57,981                                      | 274           | 197,593                                 | 105          | 106,494   |
|                  | 70,786                                      | 38            | 30,413                                  | 36           | 21,302    |
|                  | 95,047                                      | 3,962         | 10,582,904                              | 550          | 476,452   |
|                  | 11,577                                      | 82            | 117,365                                 | 6            | 14,668    |
|                  | —   | 385           | 809,018                                 | 14           | 21,245    |
|                  | 10,349                                      | 125           | 96,668                                  | 37           | 17,850    |
|                  | 9,641                                       | 58            | 28,066                                  | 183          | 132,552   |
|                  | 6,785                                       | 60            | 138,240                                 | 27           | 10,517    |
|                  | 764   | 734           | 1,936,720                               | 80           | 58,023    |
|                  | 4,030                                       | 227           | 975,775                                 | 60           | 61,168    |
|                  | 11,996                                      | 846           | 5,783,298                               | 98           | 94,857    |
|                  | 1,982                                       | 94            | 267,564                                 | 2            | 115       |
|                  | 11,063                                      | 32            | 79,275                                  | 14           | 13,099    |
|                  | —   | 1,313         | 343,940                                 | 12           | 6,287     |
|                  | 3,783                                       | 6             | 6,975                                   | —            | —         |
|                  | 22,181                                      | —             | —                                       | 4            | 413       |
|                  | 897   | —             | —                                       | 13           | 45,656    |
|                  | 4,863                                       | —             | —                                       | 52           | 139,039   |
|                  | 4,863                                       | —             | —                                       | 27           | 90,969    |
|                  | —   | —             | —                                       | 25           | 48,070    |

表21. 辦理土地所有權登記—按月別分

| 年 (月) 別<br>Year (Month)          | 所有權第一次登記<br>Initial Registration |   | 移 轉              |   |
|----------------------------------|----------------------------------|---|------------------|---|
|                                  |                                  |   | 合 計 Total        |   |
|                                  | 筆 數<br>Plots                     | 面 積<br>(平方公尺)<br>Area (m <sup>2</sup> ) | 筆 數<br>Plots     | 面 積<br>(平方公尺)<br>Area (m <sup>2</sup> ) |
| 九十五年 2006                        | 17,420                           | 615,264,994                             | 1,340,463        | 903,840,949                             |
| 九十六年 2007                        | 19,239                           | 1,268,719,239                           | 1,307,190        | 901,787,833                             |
| 九十七年 2008                        | 23,262                           | 1,299,056,795                           | 1,261,788        | 883,172,473                             |
| 九十八年 2009                        | 23,786                           | 1,601,738,091                           | 1,240,974        | 801,056,965                             |
| 九十九年 2010                        | 17,538                           | 242,974,888                             | 1,370,463        | 845,151,001                             |
| 一〇〇年 2011                        | 12,950                           | 19,211,676                              | 1,791,878        | 1,151,701,871                           |
| 一〇一年 2012                        | 12,446                           | 11,592,337                              | 1,325,426        | 800,524,578                             |
| 一〇二年 2013                        | 9,687                            | 19,531,456                              | 1,434,988        | 898,610,887                             |
| 一〇三年 2014                        | 11,872                           | 15,895,477                              | 1,364,589        | 914,237,552                             |
| 九 月 Sept.                        | 162                              | 553,776                                 | 108,628          | 71,577,526                              |
| 十 月 Oct.                         | 687                              | 801,765                                 | 117,277          | 79,071,086                              |
| 十一月 Nov.                         | 6,759                            | 4,424,767                               | 99,047           | 63,717,719                              |
| 十二月 Dec.                         | 1,284                            | 1,564,282                               | 127,106          | 88,776,155                              |
| <b>一〇四年 2015</b>                 | <b>3,526</b>                     | <b>13,673,369</b>                       | <b>1,028,899</b> | <b>704,089,462</b>                      |
| 一 月 Jan.                         | 1,376                            | 4,564,561                               | 208,837          | 139,244,384                             |
| 二 月 Feb.                         | 320                              | 3,199,044                               | 94,443           | 66,347,789                              |
| 三 月 Mar.                         | 139                              | 155,695                                 | 112,240          | 76,332,942                              |
| 四 月 Apr.                         | 990                              | 4,218,684                               | 105,185          | 69,676,120                              |
| 五 月 May                          | 123                              | 221,301                                 | 103,864          | 68,621,167                              |
| 六 月 June                         | 163                              | 399,800                                 | 107,647          | 79,767,397                              |
| 七 月 July                         | 175                              | 232,040                                 | 109,474          | 73,468,319                              |
| 八 月 Aug.                         | 115                              | 459,602                                 | 95,374           | 68,967,914                              |
| 九 月 Sept.                        | 125                              | 222,643                                 | 91,835           | 61,663,429                              |
| 較上月增減(%)<br>VS. with Last Month  | 8.70                             | -51.56                                  | -3.71            | -10.59                                  |
| 較上年同月增減(%)<br>VS. with Last Year | -22.84                           | -59.80                                  | -15.46           | -13.85                                  |

資料來源：直轄市、縣(市)政府。  
說 明：1. 贈與含夫妻贈與。  
2. 100年1月「其他」因縣市合併或升格直轄市辦理接管業務致筆數及面積大幅增加。

TABLE 21. REGISTRATION OF LAND OWNERSHIP - BY MONTH

| 登 記<br>Registration of Ownership Transfer |   |  |               |   |  |
|---|---|--|---------------|---|--|
| 買 賣 Transaction                           |   |  | 拍 賣 Auction   |   |  |
| 筆 數<br>Plots                              | 面 積<br>(平方公尺)<br>Area (m <sup>2</sup> ) | 總價額(按公<br>告現值計)(元)<br>Amount(Announced<br>Current Values)(NT.\$) | 筆 數<br>Plots  | 面 積<br>(平方公尺)<br>Area (m <sup>2</sup> ) | 總價額(按公<br>告現值計)(元)<br>Amount(Announced<br>Current Values)(NT.\$) |
| 740,617                                   | 364,735,921                             | 1,419,211,488,124  | 52,397        | 40,931,427                              | 114,133,721,203  |
| 712,809                                   | 369,674,837                             | 1,387,158,789,007  | 49,928        | 36,674,446                              | 87,145,688,513   |
| 643,394                                   | 344,500,891                             | 1,313,433,501,739  | 46,394        | 32,589,196                              | 76,178,719,172   |
| 631,432                                   | 312,821,149                             | 1,580,529,910,144  | 50,734        | 28,503,039                              | 84,596,739,452   |
| 736,040                                   | 343,950,589                             | 2,106,571,433,296  | 47,566        | 35,637,818                              | 91,034,491,800   |
| 696,687                                   | 312,179,334                             | 2,305,160,801,787  | 39,676        | 31,154,445                              | 84,882,430,726   |
| 650,725                                   | 318,925,880                             | 1,573,666,928,459  | 30,730        | 19,955,266                              | 54,686,900,791   |
| 738,870                                   | 394,923,795                             | 1,659,753,165,983  | 30,985        | 22,334,432                              | 57,824,972,244   |
| 648,977                                   | 391,303,421                             | 1,536,779,828,638  | 29,498        | 23,933,487                              | 51,970,260,818   |
| 49,481                                    | 31,015,200                              | 108,088,668,355  | 2,458         | 2,427,925                               | 3,873,221,996  |
| 52,892                                    | 30,373,718                              | 118,387,373,915  | 2,648         | 1,795,126                               | 4,192,444,566  |
| 47,032                                    | 25,799,696                              | 96,823,172,878   | 2,462         | 2,722,163                               | 4,916,821,381  |
| 58,085                                    | 37,285,975                              | 151,946,552,690  | 2,679         | 2,205,957                               | 5,195,941,804  |
| <b>393,582</b>                            | <b>223,862,253</b>                      | <b>978,707,503,810</b>   | <b>31,122</b> | <b>12,417,592</b>                       | <b>34,907,035,664</b>  |
| 50,481                                    | 27,826,894                              | 132,873,924,727  | 7,730         | 1,203,342                               | 4,351,358,627  |
| 35,196                                    | 22,705,791                              | 101,744,893,627  | 4,096         | 963,323                                 | 3,414,602,969  |
| 43,911                                    | 26,735,115                              | 122,449,171,860  | 5,895         | 1,756,712                               | 4,976,833,100  |
| 44,786                                    | 25,497,998                              | 102,105,319,505  | 4,286         | 1,299,328                               | 3,548,709,267  |
| 45,444                                    | 24,073,215                              | 101,213,834,176  | 1,937         | 1,162,012                               | 3,481,427,898  |
| 48,098                                    | 28,343,999                              | 110,343,977,606  | 2,011         | 2,920,896                               | 5,413,845,842  |
| 47,632                                    | 26,435,599                              | 116,813,167,920  | 1,842         | 1,130,470                               | 4,205,641,966  |
| 40,254                                    | 22,849,393                              | 98,611,072,065   | 1,711         | 1,114,307                               | 2,959,458,854  |
| 37,780                                    | 19,394,250                              | 92,552,142,323   | 1,614         | 867,204                                 | 2,555,157,142  |
| -6.15                                     | -15.12                                  | -6.14  | -5.67         | -22.18                                  | -13.66   |
| -23.65                                    | -37.47                                  | -14.37   | -34.34        | -64.28                                  | -34.03   |

Source : County and City Government.  
Note : 1. Gift include Gift from Spouse.  
2. The taking over affairs increased substantially for some cities or counties merged or elevated to municipalities resulted in a mass increase of "Others" in Jan., 2011.

表21. 辦理土地所有權登記—按月別分(續)

| 年 (月) 別<br>Year (Month)          | 移 轉 登 記         |   |                |   |
|----------------------------------|-----------------|---|----------------|---|
|                                  | 繼 承 Inheritance |   | 贈 與 Gift       |   |
|                                  | 筆 數<br>Plots    | 面 積<br>(平方公尺)<br>Area (m <sup>2</sup> ) | 筆 數<br>Plots   | 面 積<br>(平方公尺)<br>Area (m <sup>2</sup> ) |
| 九十五年 2006                        | 270,160         | 162,941,536                             | 142,447        | 135,758,077                             |
| 九十六年 2007                        | 275,222         | 175,165,054                             | 155,023        | 148,592,457                             |
| 九十七年 2008                        | 285,931         | 177,354,655                             | 160,290        | 151,687,351                             |
| 九十八年 2009                        | 284,996         | 169,439,455                             | 150,379        | 129,851,804                             |
| 九十九年 2010                        | 298,581         | 184,917,988                             | 155,411        | 122,431,399                             |
| 一〇〇年 2011                        | 317,002         | 240,222,079                             | 166,103        | 125,337,420                             |
| 一〇一年 2012                        | 329,776         | 202,912,404                             | 191,911        | 143,970,124                             |
| 一〇二年 2013                        | 338,843         | 220,956,659                             | 207,469        | 140,543,126                             |
| 一〇三年 2014                        | 347,502         | 235,410,481                             | 209,551        | 141,901,482                             |
| 九 月 Sept.                        | 29,664          | 17,365,821                              | 16,918         | 11,642,957                              |
| 十 月 Oct.                         | 31,378          | 23,546,736                              | 17,660         | 11,738,403                              |
| 十一月 Nov.                         | 25,807          | 15,854,139                              | 14,656         | 9,469,093                               |
| 十二月 Dec.                         | 32,754          | 23,396,899                              | 20,182         | 14,555,434                              |
| <b>一〇四年 2015</b>                 | <b>262,909</b>  | <b>189,782,629</b>                      | <b>146,895</b> | <b>99,077,067</b>                       |
| 一 月 Jan.                         | 26,056          | 16,548,733                              | 23,824         | 13,101,324                              |
| 二 月 Feb.                         | 21,131          | 17,820,527                              | 15,892         | 9,873,703                               |
| 三 月 Mar.                         | 30,154          | 23,600,594                              | 16,257         | 11,403,676                              |
| 四 月 Apr.                         | 31,946          | 23,192,702                              | 14,688         | 10,542,244                              |
| 五 月 May                          | 31,078          | 23,194,084                              | 14,919         | 10,983,416                              |
| 六 月 June                         | 31,516          | 24,387,864                              | 16,177         | 10,742,778                              |
| 七 月 July                         | 34,247          | 21,164,885                              | 15,822         | 12,100,848                              |
| 八 月 Aug.                         | 28,628          | 20,106,022                              | 14,869         | 10,440,621                              |
| 九 月 Sept.                        | 28,153          | 19,767,219                              | 14,447         | 9,888,456                               |
| 較上月增減(%)<br>VS. with Last Month  | -1.66           | -1.69                                   | -2.84          | -5.29                                   |
| 較上年同月增減(%)<br>VS. with Last Year | -5.09           | 13.83                                   | -14.61         | -15.07                                  |

TABLE 21. REGISTRATION OF LAND OWNERSHIP - BY MONTH (CONT.)

| Registration of Ownership Transfer |   |                |   |
|------------------------------------|---|----------------|---|
| 徵 收 Expropriation                  |   | 其 他 Others     |   |
| 筆 數<br>Plots                       | 面 積<br>(平方公尺)<br>Area (m <sup>2</sup> ) | 筆 數<br>Plots   | 面 積<br>(平方公尺)<br>Area (m <sup>2</sup> ) |
| 17,506                             | 8,988,528                               | 117,336        | 190,485,460                             |
| 13,149                             | 4,713,517                               | 101,059        | 166,967,522                             |
| 16,253                             | 7,483,281                               | 109,526        | 169,557,100                             |
| 18,777                             | 9,758,171                               | 104,656        | 150,683,347                             |
| 18,184                             | 14,057,386                              | 114,681        | 144,155,821                             |
| 19,491                             | 12,413,031                              | 552,919        | 430,395,562                             |
| 11,444                             | 5,847,302                               | 110,840        | 108,913,603                             |
| 8,821                              | 5,482,117                               | 110,000        | 114,370,759                             |
| 8,287                              | 3,498,866                               | 120,774        | 118,189,815                             |
| 297                                | 130,794                                 | 9,810          | 8,994,829                               |
| 592                                | 104,883                                 | 12,107         | 11,512,220                              |
| 265                                | 98,446                                  | 8,825          | 9,774,182                               |
| 817                                | 1,086,587                               | 12,589         | 10,245,304                              |
| <b>3,420</b>                       | <b>2,973,324</b>                        | <b>190,971</b> | <b>175,976,597</b>                      |
| 1,396                              | 1,258,040                               | 99,350         | 79,306,052                              |
| 297                                | 68,764                                  | 17,831         | 14,915,680                              |
| 363                                | 97,339                                  | 15,660         | 12,739,507                              |
| 244                                | 59,033                                  | 9,235          | 9,084,817                               |
| 84                                 | 10,425                                  | 10,402         | 9,198,016                               |
| 132                                | 34,838                                  | 9,713          | 13,337,022                              |
| 526                                | 1,331,990                               | 9,405          | 11,304,526                              |
| 220                                | 52,365                                  | 9,692          | 14,405,206                              |
| 158                                | 60,529                                  | 9,683          | 11,685,771                              |
| -28.18                             | 15.59                                   | -0.09          | -18.88                                  |
| -46.80                             | -53.72                                  | -1.29          | 29.92                                   |

表22. 辦理土地所有權登記－按區域別分

TABLE 22. REGISTRATION OF LAND OWNERSHIP - BY LOCALITY

| 區域別<br>Locality       | 所有權第一次登記<br>Initial Registration |  | 移 轉         |  |
|-----------------------|----------------------------------|--|-------------|--|
|                       | 筆數<br>Plots                      | 面積<br>(平方公尺)<br>Area (m <sup>2</sup> ) | 合 計 Total   |  |
|                       |                                  |  | 筆數<br>Plots | 面積<br>(平方公尺)<br>Area (m <sup>2</sup> ) |
| 一〇四年九月<br>Sep., 2015  | 125                              | 222,643                                | 91,835      | 61,663,429                             |
| 新 北 市 New Taipei City | 10                               | 11,236                                 | 13,773      | 8,884,425                              |
| 臺 北 市 Taipei City     | —                                | —                                      | 7,370       | 1,190,175                              |
| 桃 園 市 Taoyuan City    | 10                               | 1,532                                  | 9,173       | 4,582,879                              |
| 臺 中 市 Taichung City   | 11                               | 43,106                                 | 8,775       | 3,368,804                              |
| 臺 南 市 Tainan City     | 2                                | 590                                    | 7,788       | 4,475,423                              |
| 高 雄 市 Kaohsiung City  | 6                                | 12,874                                 | 8,198       | 5,254,805                              |
| 臺 灣 省 Taiwan Prov.    | 84                               | 106,435                                | 36,092      | 33,506,248                             |
| 宜蘭縣 Yilan C.          | 6                                | 28,232                                 | 2,044       | 1,058,402                              |
| 新竹縣 Hsinchu C.        | 3                                | 2,089                                  | 4,139       | 4,141,801                              |
| 苗栗縣 Miaoli C.         | 10                               | 6,808                                  | 3,970       | 3,431,347                              |
| 彰化縣 Changhua C.       | 8                                | 6,535                                  | 5,282       | 3,108,172                              |
| 南投縣 Nantou C.         | 10                               | 15,471                                 | 2,258       | 3,424,879                              |
| 雲林縣 Yunlin C.         | 7                                | 9,607                                  | 3,418       | 2,823,596                              |
| 嘉義縣 Chiayi C.         | 12                               | 12,241                                 | 3,013       | 3,141,388                              |
| 屏東縣 Pingtung C.       | 14                               | 11,975                                 | 4,074       | 5,443,168                              |
| 臺東縣 Taitung C.        | 7                                | 8,092                                  | 1,114       | 3,288,668                              |
| 花蓮縣 Hualien C.        | 3                                | 4,513                                  | 1,319       | 2,296,047                              |
| 澎湖縣 Penghu C.         | 1                                | 133                                    | 1,079       | 374,585                                |
| 基隆市 Keelung City      | 2                                | 44                                     | 1,561       | 314,863                                |
| 新竹市 Hsinchu City      | —                                | —                                      | 2,043       | 518,448                                |
| 嘉義市 Chiayi City       | 1                                | 694                                    | 778         | 140,883                                |
| 福 建 省 Fuchien Prov.   | 2                                | 46,870                                 | 666         | 400,670                                |
| 金門縣 Kinmen C.         | —                                | —                                      | 640         | 394,643                                |
| 連江縣 Lienchiang C.     | 2                                | 46,870                                 | 26          | 6,027                                  |

資料來源：直轄市、縣(市)政府。

| 登 記<br>Registration of Ownership Transfer |  |  |             |  |  |
|---|--|--|-------------|--|--|
| 買 賣 Transaction                           |  |  | 拍 賣 Auction |  |  |
| 筆數<br>Plots                               | 面積<br>(平方公尺)<br>Area (m <sup>2</sup> ) | 總價額(按公<br>告現值計)(元)<br>Amount(Announced<br>Current Values)(NT.\$) | 筆數<br>Plots | 面積<br>(平方公尺)<br>Area (m <sup>2</sup> ) | 總價額(按公<br>告現值計)(元)<br>Amount(Announced<br>Current Values)(NT.\$) |
| 37,780                                    | 19,394,250                             | 92,552,142,323   | 1,614       | 867,204                                | 2,555,157,142  |
| 5,543                                     | 5,110,054                              | 18,211,478,706   | 179         | 50,763                                 | 381,771,546  |
| 3,246                                     | 336,442                                | 18,834,106,043   | 66          | 11,452                                 | 355,184,754  |
| 4,140                                     | 1,215,161                              | 9,766,053,954  | 82          | 11,003                                 | 99,383,011   |
| 4,597                                     | 1,020,043                              | 10,442,019,471   | 82          | 19,248                                 | 107,424,792  |
| 3,205                                     | 1,675,044                              | 6,034,419,801  | 252         | 89,025                                 | 298,956,667  |
| 3,887                                     | 1,550,819                              | 8,565,255,254  | 169         | 53,510                                 | 229,889,799  |
| 13,016                                    | 8,419,560                              | 20,507,133,470   | 782         | 631,091                                | 1,079,221,911  |
| 897                                       | 299,599                                | 1,831,145,997  | 43          | 19,218                                 | 122,661,558  |
| 2,013                                     | 1,379,514                              | 3,432,678,974  | 39          | 11,995                                 | 24,220,292   |
| 1,365                                     | 1,331,197                              | 1,769,263,008  | 49          | 54,717                                 | 37,017,288   |
| 1,793                                     | 810,777                                | 2,923,027,769  | 164         | 62,058                                 | 355,658,142  |
| 731                                       | 951,850                                | 1,084,596,282  | 65          | 109,604                                | 64,998,826   |
| 875                                       | 654,054                                | 1,363,986,637  | 103         | 159,847                                | 171,238,047  |
| 889                                       | 946,951                                | 1,027,365,771  | 105         | 44,103                                 | 54,502,114   |
| 1,213                                     | 916,505                                | 1,998,019,322  | 103         | 130,406                                | 105,556,693  |
| 415                                       | 325,435                                | 435,674,246  | 17          | 11,562                                 | 35,144,576   |
| 533                                       | 340,029                                | 854,700,617  | 13          | 9,399                                  | 7,040,437  |
| 146                                       | 57,907                                 | 158,579,659  | 6           | 339                                    | 4,225,307  |
| 833                                       | 126,501                                | 661,486,313  | 33          | 1,659                                  | 23,444,447   |
| 952                                       | 225,216                                | 2,262,867,251  | 22          | 13,021                                 | 38,921,234   |
| 361                                       | 54,024                                 | 703,741,625  | 20          | 3,163                                  | 34,592,949   |
| 146                                       | 67,128                                 | 191,675,623  | 2           | 1,113                                  | 3,324,662  |
| 139                                       | 66,582                                 | 190,775,028  | 2           | 1,113                                  | 3,324,662  |
| 7   | 546                                    | 900,595  | —           | —                                      | —  |

Source : County and City Government.



表22. 辦理土地所有權登記—按區域別分(續)

| 區域別<br>Locality       | 移 轉 登 記            |   |              |   |
|-----------------------|--------------------|---|--------------|---|
|                       | 繼 承<br>Inheritance |   | 贈 與<br>Gift  |   |
|                       | 筆 數<br>Plots       | 面 積<br>(平方公尺)<br>Area (m <sup>2</sup> ) | 筆 數<br>Plots | 面 積<br>(平方公尺)<br>Area (m <sup>2</sup> ) |
| 一〇四年九月<br>Sep., 2015  | 28,153             | 19,767,219                              | 14,447       | 9,888,456                               |
| 新 北 市 New Taipei City | 3,964              | 2,418,205                               | 2,118        | 594,396                                 |
| 臺 北 市 Taipei City     | 1,785              | 549,219                                 | 1,048        | 76,218                                  |
| 桃 園 市 Taoyuan City    | 2,586              | 2,211,723                               | 1,520        | 474,837                                 |
| 臺 中 市 Taichung City   | 2,018              | 935,688                                 | 1,385        | 600,799                                 |
| 臺 南 市 Tainan City     | 2,341              | 1,017,296                               | 1,187        | 863,756                                 |
| 高 雄 市 Kaohsiung City  | 2,128              | 854,498                                 | 1,218        | 648,882                                 |
| 臺 灣 省 Taiwan Prov.    | 13,009             | 11,599,398                              | 5,835        | 6,570,832                               |
| 宜蘭縣 Yilan C.          | 652                | 409,293                                 | 297          | 221,831                                 |
| 新竹縣 Hsinchu C.        | 1,133              | 1,128,526                               | 471          | 482,814                                 |
| 苗栗縣 Miaoli C.         | 1,611              | 731,111                                 | 602          | 818,465                                 |
| 彰化縣 Changhua C.       | 1,802              | 1,244,326                               | 945          | 599,424                                 |
| 南投縣 Nantou C.         | 760                | 1,060,773                               | 469          | 782,119                                 |
| 雲林縣 Yunlin C.         | 1,599              | 1,185,609                               | 542          | 575,413                                 |
| 嘉義縣 Chiayi C.         | 1,278              | 887,509                                 | 526          | 963,062                                 |
| 屏東縣 Pingtung C.       | 1,655              | 2,499,201                               | 707          | 1,055,296                               |
| 臺東縣 Taitung C.        | 249                | 819,600                                 | 226          | 400,731                                 |
| 花蓮縣 Hualien C.        | 302                | 1,007,349                               | 312          | 601,262                                 |
| 澎湖縣 Penghu C.         | 763                | 264,332                                 | 71           | 11,898                                  |
| 基隆市 Keelung City      | 418                | 77,072                                  | 147          | 8,064                                   |
| 新竹市 Hsinchu City      | 571                | 221,837                                 | 367          | 32,229                                  |
| 嘉義市 Chiayi City       | 216                | 62,860                                  | 153          | 18,224                                  |
| 福 建 省 Fuchien Prov.   | 322                | 181,192                                 | 136          | 58,736                                  |
| 金門縣 Kinmen C.         | 316                | 176,398                                 | 123          | 58,049                                  |
| 連江縣 Lienchiang C.     | 6                  | 4,794                                   | 13           | 687                                     |

TABLE 22. REGISTRATION OF LAND OWNERSHIP - BY LOCALITY (CONT.)

| Registration of Ownership Transfer |   |               |   |
|------------------------------------|---|---------------|---|
| 徵 收<br>Expropriation               |   | 其 他<br>Others |   |
| 筆 數<br>Plots                       | 面 積<br>(平方公尺)<br>Area (m <sup>2</sup> ) | 筆 數<br>Plots  | 面 積<br>(平方公尺)<br>Area (m <sup>2</sup> ) |
| 158                                | 60,529                                  | 9,683         | 11,685,771                              |
| 13                                 | 880                                     | 1,956         | 710,127                                 |
| 43                                 | 41,875                                  | 1,182         | 174,969                                 |
| —                                  | —                                       | 845           | 670,156                                 |
| 11                                 | 178                                     | 682           | 792,849                                 |
| 17                                 | 821                                     | 786           | 829,482                                 |
| 26                                 | 2,656                                   | 770           | 2,144,440                               |
| 48                                 | 14,119                                  | 3,402         | 6,271,247                               |
| —                                  | —                                       | 155           | 108,462                                 |
| 2                                  | 80                                      | 481           | 1,138,872                               |
| 2                                  | 140                                     | 341           | 495,717                                 |
| 27                                 | 1,832                                   | 551           | 389,756                                 |
| 6                                  | 324                                     | 227           | 520,208                                 |
| 3                                  | 247                                     | 296           | 248,427                                 |
| 8                                  | 11,496                                  | 207           | 288,266                                 |
| —                                  | —                                       | 396           | 841,761                                 |
| —                                  | —                                       | 207           | 1,731,340                               |
| —                                  | —                                       | 159           | 338,008                                 |
| —                                  | —                                       | 93            | 40,108                                  |
| —                                  | —                                       | 130           | 101,566                                 |
| —                                  | —                                       | 131           | 26,145                                  |
| —                                  | —                                       | 28            | 2,611                                   |
| —                                  | —                                       | 60            | 92,502                                  |
| —                                  | —                                       | 60            | 92,502                                  |
| —                                  | —                                       | —             | —                                       |

表23. 辦理土地他項權利登記—按月別分

TABLE 23. REGISTRATION OF OTHER RIGHTS IN LAND - BY MONTH

| 年 (月) 別<br>Year (Month)          | 總 計<br>Grand Total |   | 抵<br>合 計 Total   |   |                |   |
|----------------------------------|--------------------|---|------------------|---|----------------|---|
|                                  | 筆 數<br>Plots       | 面 積<br>(平方公尺)<br>Area (m <sup>2</sup> ) | 筆 數<br>Plots     | 面 積<br>(平方公尺)<br>Area (m <sup>2</sup> ) | 設 定 Creation   |   |
|                                  |                    |   |                  |   | 筆 數<br>Plots   | 面 積<br>(平方公尺)<br>Area (m <sup>2</sup> ) |
| 九十五年 2006                        | 2,035,330          | 879,802,569                             | 1,990,051        | 781,113,607                             | 961,461        | 279,747,330                             |
| 九十六年 2007                        | 1,796,075          | 903,137,248                             | 1,757,640        | 797,984,482                             | 839,811        | 281,634,160                             |
| 九十七年 2008                        | 1,623,891          | 865,698,340                             | 1,591,025        | 771,813,084                             | 746,340        | 285,513,424                             |
| 九十八年 2009                        | 1,575,273          | 810,419,071                             | 1,540,195        | 681,507,580                             | 711,953        | 216,914,557                             |
| 九十九年 2010                        | 1,642,249          | 793,152,105                             | 1,610,516        | 719,440,606                             | 731,272        | 244,399,218                             |
| 一〇〇年 2011                        | 1,557,900          | 727,427,802                             | 1,530,785        | 667,324,516                             | 703,325        | 220,938,895                             |
| 一〇一年 2012                        | 1,558,851          | 689,583,663                             | 1,533,474        | 629,781,170                             | 705,333        | 226,317,176                             |
| 一〇二年 2013                        | 1,727,285          | 762,550,012                             | 1,691,121        | 673,472,574                             | 801,126        | 248,269,446                             |
| 一〇三年 2014                        | 1,684,704          | 813,928,086                             | 1,649,505        | 741,083,786                             | 778,548        | 258,057,955                             |
| 九 月 Sept.                        | 141,374            | 61,691,709                              | 138,861          | 56,630,733                              | 63,019         | 22,858,267                              |
| 十 月 Oct.                         | 146,068            | 88,504,662                              | 142,911          | 82,651,544                              | 65,659         | 23,320,261                              |
| 十一月 Nov.                         | 132,904            | 69,175,192                              | 130,112          | 63,112,684                              | 60,591         | 20,145,842                              |
| 十二月 Dec.                         | 154,424            | 68,393,795                              | 151,345          | 64,061,020                              | 71,937         | 24,562,356                              |
| <b>一〇四年 2015</b>                 | <b>1,124,468</b>   | <b>587,106,544</b>                      | <b>1,099,410</b> | <b>525,783,105</b>                      | <b>519,170</b> | <b>159,643,282</b>                      |
| 一 月 Jan.                         | 132,617            | 73,638,841                              | 129,275          | 65,817,759                              | 60,788         | 20,264,013                              |
| 二 月 Feb.                         | 95,834             | 43,002,288                              | 93,828           | 39,072,945                              | 43,294         | 15,126,147                              |
| 三 月 Mar.                         | 129,970            | 65,868,576                              | 127,424          | 58,715,490                              | 58,758         | 18,071,306                              |
| 四 月 Apr.                         | 130,837            | 55,840,903                              | 128,467          | 51,851,220                              | 61,524         | 19,171,863                              |
| 五 月 May                          | 133,297            | 108,652,347                             | 130,540          | 103,092,155                             | 59,819         | 18,382,889                              |
| 六 月 June                         | 133,485            | 63,786,630                              | 130,743          | 56,414,355                              | 62,596         | 18,930,073                              |
| 七 月 July                         | 135,897            | 58,241,150                              | 132,623          | 50,635,824                              | 62,080         | 18,514,543                              |
| 八 月 Aug.                         | 118,342            | 66,245,707                              | 115,446          | 59,207,862                              | 55,180         | 15,957,272                              |
| 九 月 Sept.                        | 114,189            | 51,830,100                              | 111,064          | 40,975,497                              | 55,131         | 15,225,175                              |
| 較上月增減(%)<br>VS. with Last Month  | -3.51              | -21.76                                  | -3.80            | -30.79                                  | -0.09          | -4.59                                   |
| 較上年同月增減(%)<br>VS. with Last Year | -19.23             | -15.99                                  | -20.02           | -27.64                                  | -12.52         | -33.39                                  |

資料來源：直轄市、縣(市)政府。

| 押 權          |   | Mortgage Rights  |   |                |   | 其他權利          |   |
|--------------|---|------------------|---|----------------|---|---------------|---|
| 移 轉 Transfer | 變 更 Change                              | 塗 銷 Cancellation |   |                | Others                                  |               |   |
| 筆 數<br>Plots | 面 積<br>(平方公尺)<br>Area (m <sup>2</sup> ) | 筆 數<br>Plots     | 面 積<br>(平方公尺)<br>Area (m <sup>2</sup> ) | 筆 數<br>Plots   | 面 積<br>(平方公尺)<br>Area (m <sup>2</sup> ) | 筆 數<br>Plots  | 面 積<br>(平方公尺)<br>Area (m <sup>2</sup> ) |
| 86,757       | 70,547,513                              | 98,529           | 71,453,547                              | 843,304        | 359,365,217                             | 45,279        | 98,688,962                              |
| 51,992       | 69,773,010                              | 92,969           | 72,159,896                              | 772,868        | 374,417,417                             | 38,435        | 105,152,766                             |
| 64,023       | 91,885,843                              | 79,409           | 59,556,487                              | 701,253        | 334,857,330                             | 32,866        | 93,885,255                              |
| 60,034       | 55,888,700                              | 97,207           | 86,076,437                              | 671,001        | 322,627,886                             | 35,078        | 128,911,491                             |
| 47,116       | 23,865,738                              | 113,974          | 98,974,350                              | 718,154        | 352,201,300                             | 31,733        | 73,711,499                              |
| 20,401       | 20,778,337                              | 119,286          | 93,151,224                              | 687,773        | 332,456,060                             | 27,115        | 60,103,286                              |
| 30,324       | 19,442,660                              | 122,646          | 99,014,642                              | 675,171        | 285,006,692                             | 25,377        | 59,802,493                              |
| 30,491       | 20,628,034                              | 125,971          | 98,585,945                              | 733,533        | 305,989,149                             | 36,164        | 89,077,438                              |
| 24,517       | 38,781,624                              | 156,827          | 141,592,730                             | 689,613        | 302,651,477                             | 35,199        | 72,844,299                              |
| 5,751        | 1,384,620                               | 14,014           | 9,610,815                               | 56,077         | 22,777,031                              | 2,513         | 5,060,976                               |
| 1,930        | 5,432,163                               | 17,360           | 28,406,578                              | 57,962         | 25,492,543                              | 3,157         | 5,853,118                               |
| 3,668        | 11,134,469                              | 13,145           | 8,540,274                               | 52,708         | 23,292,098                              | 2,792         | 6,062,509                               |
| 829          | 1,039,261                               | 17,954           | 12,236,046                              | 60,625         | 26,223,358                              | 3,079         | 4,332,775                               |
| <b>5,990</b> | <b>9,053,603</b>                        | <b>116,918</b>   | <b>107,581,347</b>                      | <b>457,332</b> | <b>249,504,874</b>                      | <b>25,058</b> | <b>61,323,438</b>                       |
| 581          | 664,799                                 | 14,619           | 20,683,481                              | 53,287         | 24,205,466                              | 3,342         | 7,821,082                               |
| 418          | 833,239                                 | 11,481           | 6,411,012                               | 38,635         | 16,702,547                              | 2,006         | 3,929,343                               |
| 673          | 973,103                                 | 15,280           | 18,687,669                              | 52,713         | 20,983,412                              | 2,546         | 7,153,086                               |
| 532          | 1,367,893                               | 13,992           | 9,612,864                               | 52,419         | 21,698,599                              | 2,370         | 3,989,684                               |
| 751          | 1,121,244                               | 14,846           | 10,723,487                              | 55,124         | 72,864,534                              | 2,757         | 5,560,192                               |
| 922          | 1,218,777                               | 13,924           | 8,995,430                               | 53,301         | 27,270,075                              | 2,742         | 7,372,275                               |
| 1,036        | 786,460                                 | 12,474           | 9,662,023                               | 57,033         | 21,672,798                              | 3,274         | 7,605,327                               |
| 541          | 759,917                                 | 10,541           | 16,300,356                              | 49,184         | 26,190,316                              | 2,896         | 7,037,845                               |
| 536          | 1,328,170                               | 9,761            | 6,505,024                               | 45,636         | 17,917,128                              | 3,125         | 10,854,603                              |
| -0.92        | 74.78                                   | -7.40            | -60.09                                  | -7.21          | -31.59                                  | 17.54         | 82.99                                   |
| -90.68       | -4.08                                   | -30.35           | -32.32                                  | -18.62         | -21.34                                  | 27.09         | 138.46                                  |

Source : County and City Government.

表24. 辦理土地他項權利登記—按區域別分

| 區域別<br>Locality      | 總計<br>Grand Total |  | 抵押<br>Creation |  |                |  |
|----------------------|-------------------|--|----------------|--|----------------|--|
|                      | 筆數<br>Plots       | 面積<br>(平方公尺)<br>Area (m <sup>2</sup> ) | 合計<br>Total    |  | 設定<br>Creation |  |
|                      |                   |  | 筆數<br>Plots    | 面積<br>(平方公尺)<br>Area (m <sup>2</sup> ) | 筆數<br>Plots    | 面積<br>(平方公尺)<br>Area (m <sup>2</sup> ) |
| 一〇四年九月<br>Sep., 2015 | 114,189           | 51,830,100                             | 111,064        | 40,975,497                             | 55,131         | 15,225,175                             |
| 新北市 New Taipei City  | 18,423            | 2,478,369                              | 18,343         | 2,273,504                              | 9,336          | 665,693                                |
| 臺北市 Taipei City      | 13,058            | 777,112                                | 13,002         | 760,654                                | 6,804          | 279,778                                |
| 桃園市 Taoyuan City     | 11,931            | 5,667,100                              | 11,528         | 3,782,904                              | 6,081          | 1,182,686                              |
| 臺中市 Taichung City    | 14,067            | 3,087,262                              | 13,533         | 2,875,986                              | 6,694          | 1,109,307                              |
| 臺南市 Tainan City      | 9,192             | 4,077,743                              | 9,054          | 4,016,499                              | 4,229          | 1,481,937                              |
| 高雄市 Kaohsiung City   | 12,322            | 6,547,018                              | 12,019         | 3,348,103                              | 5,873          | 978,269                                |
| 臺灣省 Taiwan Prov.     | 34,891            | 29,020,032                             | 33,283         | 23,770,534                             | 15,957         | 9,456,547                              |
| 宜蘭縣 Yilan C.         | 2,473             | 1,549,910                              | 2,444          | 1,435,070                              | 1,051          | 560,501                                |
| 新竹縣 Hsinchu C.       | 4,390             | 2,984,072                              | 4,213          | 2,213,734                              | 2,472          | 594,648                                |
| 苗栗縣 Miaoli C.        | 3,053             | 3,190,663                              | 2,837          | 2,569,721                              | 1,536          | 1,109,412                              |
| 彰化縣 Changhua C.      | 5,529             | 3,159,274                              | 5,167          | 3,052,725                              | 2,326          | 1,380,673                              |
| 南投縣 Nantou C.        | 2,156             | 2,966,865                              | 2,035          | 2,628,738                              | 952            | 1,232,624                              |
| 雲林縣 Yunlin C.        | 2,404             | 2,775,520                              | 2,338          | 2,675,557                              | 1,057          | 915,894                                |
| 嘉義縣 Chiayi C.        | 1,685             | 2,226,927                              | 1,655          | 2,028,373                              | 823            | 858,158                                |
| 屏東縣 Pingtung C.      | 3,319             | 3,283,203                              | 3,221          | 2,715,569                              | 1,390          | 1,193,501                              |
| 臺東縣 Taitung C.       | 1,346             | 3,729,980                              | 1,027          | 1,638,439                              | 425            | 612,332                                |
| 花蓮縣 Hualien C.       | 1,886             | 2,125,876                              | 1,740          | 1,840,277                              | 726            | 671,092                                |
| 澎湖縣 Penghu C.        | 276               | 114,707                                | 272            | 70,410                                 | 137            | 35,672                                 |
| 基隆市 Keelung City     | 3,042             | 498,977                                | 3,042          | 498,977                                | 1,193          | 129,708                                |
| 新竹市 Hsinchu City     | 2,329             | 257,392                                | 2,294          | 249,257                                | 1,340          | 73,564                                 |
| 嘉義市 Chiayi City      | 1,003             | 156,663                                | 998            | 153,688                                | 529            | 88,769                                 |
| 福建省 Fuchien Prov.    | 305               | 175,465                                | 302            | 147,311                                | 157            | 70,957                                 |
| 金門縣 Kinmen C.        | 305               | 175,465                                | 302            | 147,311                                | 157            | 70,957                                 |
| 連江縣 Lienchiang C.    | —                 | —                                      | —              | —                                      | —              | —                                      |

資料來源：直轄市、縣(市)政府。

TABLE 24. REGISTRATION OF OTHER RIGHTS IN LAND - BY LOCALITY

| 移轉<br>Transfer |  | 抵押<br>Mortgage Rights |  |                    |  | 其他權利<br>Others |  |
|----------------|--|-----------------------|--|--------------------|--|----------------|--|
| 筆數<br>Plots    | 面積<br>(平方公尺)<br>Area (m <sup>2</sup> ) | 變更<br>Change          |  | 塗銷<br>Cancellation |  | 筆數<br>Plots    | 面積<br>(平方公尺)<br>Area (m <sup>2</sup> ) |
|                |  | 筆數<br>Plots           | 面積<br>(平方公尺)<br>Area (m <sup>2</sup> ) | 筆數<br>Plots        | 面積<br>(平方公尺)<br>Area (m <sup>2</sup> ) |                |  |
| 536            | 1,328,170                              | 9,761                 | 6,505,024                              | 45,636             | 17,917,128                             | 3,125          | 10,854,603                             |
| 24             | 3,601                                  | 1,396                 | 563,742                                | 7,587              | 1,040,468                              | 80             | 204,864                                |
| 19             | 118,246                                | 965                   | 74,826                                 | 5,214              | 287,804                                | 56             | 16,458                                 |
| 137            | 495,553                                | 1,064                 | 1,100,707                              | 4,246              | 1,003,957                              | 403            | 1,884,196                              |
| 47             | 43,735                                 | 1,371                 | 551,510                                | 5,421              | 1,171,433                              | 534            | 211,276                                |
| 41             | 18,534                                 | 749                   | 588,073                                | 4,035              | 1,927,955                              | 138            | 61,244                                 |
| 92             | 213,403                                | 910                   | 706,737                                | 5,144              | 1,449,694                              | 303            | 3,198,915                              |
| 176            | 435,097                                | 3,281                 | 2,906,139                              | 13,869             | 10,972,751                             | 1,608          | 5,249,497                              |
| 3              | 615                                    | 356                   | 391,639                                | 1,034              | 482,316                                | 29             | 114,840                                |
| 10             | 12,817                                 | 311                   | 521,282                                | 1,420              | 1,084,988                              | 177            | 770,338                                |
| 10             | 7,086                                  | 278                   | 229,583                                | 1,013              | 1,223,639                              | 216            | 620,943                                |
| 25             | 36,508                                 | 854                   | 493,553                                | 1,962              | 1,141,990                              | 362            | 106,550                                |
| 12             | 57,756                                 | 237                   | 161,229                                | 834                | 1,177,129                              | 121            | 338,127                                |
| 18             | 20,624                                 | 159                   | 199,193                                | 1,104              | 1,539,846                              | 66             | 99,963                                 |
| 6              | 7,738                                  | 97                    | 151,147                                | 729                | 1,011,329                              | 30             | 198,554                                |
| 23             | 37,988                                 | 407                   | 291,532                                | 1,401              | 1,192,548                              | 98             | 567,633                                |
| 12             | 19,071                                 | 149                   | 261,217                                | 441                | 745,819                                | 319            | 2,091,542                              |
| 27             | 230,852                                | 179                   | 133,071                                | 808                | 805,263                                | 146            | 285,599                                |
| 18             | 3,432                                  | 30                    | 7,257                                  | 87                 | 24,049                                 | 4              | 44,297                                 |
| 7              | 331                                    | 75                    | 3,878                                  | 1,767              | 365,060                                | —              | —                                      |
| 3              | 172                                    | 112                   | 58,364                                 | 839                | 117,157                                | 35             | 8,135                                  |
| 2              | 107                                    | 37                    | 3,194                                  | 430                | 61,617                                 | 5              | 2,976                                  |
| —              | —                                      | 25                    | 13,289                                 | 120                | 63,066                                 | 3              | 28,154                                 |
| —              | —                                      | 25                    | 13,289                                 | 120                | 63,066                                 | 3              | 28,154                                 |
| —              | —                                      | —                     | —                                      | —                  | —                                      | —              | —                                      |

Source : County and City Government.

表25. 辦理建物登記及標示變更登記－按月別分

| 年 (月) 別<br>Year (Month)          | 建物登記<br>Registration of Buildings |   | 建物標示變更登記<br>合 計 Total |   |
|----------------------------------|-----------------------------------|---|-----------------------|---|
|                                  | 總棟數<br>Total Buildings            | 總面積<br>(平方公尺)<br>Total Area (m <sup>2</sup> ) | 棟 數<br>Buildings      | 面 積<br>(平方公尺)<br>Area (m <sup>2</sup> ) |
|                                  | 九十五年 2006                         | 2,239,371                                     | 348,905,471           | 178,904                                 |
| 九十六年 2007                        | 2,078,871                         | 313,176,892                                   | 218,356               | 36,806,020                              |
| 九十七年 2008                        | 1,913,315                         | 292,492,372                                   | 170,285               | 33,309,858                              |
| 九十八年 2009                        | 1,893,764                         | 317,808,850                                   | 177,156               | 66,094,746                              |
| 九十九年 2010                        | 1,937,568                         | 340,701,596                                   | 211,916               | 75,137,361                              |
| 一〇〇年 2011                        | 1,780,696                         | 325,093,658                                   | 167,893               | 56,823,938                              |
| 一〇一年 2012                        | 1,808,165                         | 358,436,633                                   | 209,605               | 71,959,999                              |
| 一〇二年 2013                        | 1,954,093                         | 341,159,623                                   | 212,714               | 82,072,361                              |
| 一〇三年 2014                        | 1,870,568                         | 330,074,342                                   | 176,427               | 65,256,860                              |
| 九 月 Sept.                        | 154,252                           | 26,636,636                                    | 8,837                 | 4,045,800                               |
| 十 月 Oct.                         | 156,327                           | 28,261,431                                    | 12,050                | 4,932,174                               |
| 十一月 Nov.                         | 202,736                           | 35,662,419                                    | 65,389                | 14,906,531                              |
| 十二月 Dec.                         | 170,782                           | 33,170,428                                    | 10,178                | 5,690,971                               |
| <b>一〇四年 2015</b>                 | <b>1,322,754</b>                  | <b>292,542,761</b>                            | <b>160,715</b>        | <b>42,711,039</b>                       |
| 一 月 Jan.                         | 151,811                           | 33,166,065                                    | 8,515                 | 4,295,562                               |
| 二 月 Feb.                         | 106,853                           | 22,051,407                                    | 8,830                 | 2,822,090                               |
| 三 月 Mar.                         | 146,091                           | 25,071,227                                    | 12,394                | 3,734,008                               |
| 四 月 Apr.                         | 149,100                           | 75,394,132                                    | 15,003                | 5,623,413                               |
| 五 月 May                          | 174,522                           | 27,264,243                                    | 41,293                | 6,019,331                               |
| 六 月 June                         | 177,561                           | 33,496,238                                    | 33,789                | 6,562,443                               |
| 七 月 July                         | 155,484                           | 28,124,332                                    | 15,787                | 5,039,088                               |
| 八 月 Aug.                         | 136,306                           | 24,093,793                                    | 16,061                | 4,926,741                               |
| 九 月 Sept.                        | 125,026                           | 23,881,326                                    | 9,043                 | 3,688,364                               |
| 較上月增減(%)<br>VS. with Last Month  | -8.28                             | -0.88   | -43.70                | -25.14                                  |
| 較上年同月增減(%)<br>VS. with Last Year | -18.95                            | -10.34  | 2.33                  | -8.83                                   |

TABLE 25. REGISTRATION OF BUILDINGS AND REGISTRATION OF CHANGE IN BUILDING DESCRIPTIONS - BY MONTH

| Registration of Change in Building Descriptions |   |                  |   |                  |
|---|---|------------------|---|------------------|
| 分 割<br>Subdivision                              | 合 併<br>Combination                      | 重測、重劃            |   |                  |
| 棟 數<br>Buildings                                | 面 積<br>(平方公尺)<br>Area (m <sup>2</sup> ) | 棟 數<br>Buildings | 面 積<br>(平方公尺)<br>Area (m <sup>2</sup> ) | 棟 數<br>Buildings |
| 2,385   | 440,913                                 | 910              | 81,740                                  | 98,760           |
| 2,148   | 581,889                                 | 638              | 61,737                                  | 138,953          |
| 2,105   | 424,310                                 | 624              | 100,431                                 | 99,736           |
| 1,640   | 487,268                                 | 536              | 113,136                                 | 77,169           |
| 1,606   | 319,797                                 | 434              | 133,494                                 | 97,030           |
| 1,364   | 282,503                                 | 600              | 108,033                                 | 65,843           |
| 1,018   | 225,631                                 | 409              | 167,946                                 | 105,245          |
| 1,211   | 370,748                                 | 3,047            | 803,976                                 | 77,570           |
| 1,173   | 253,155                                 | 1,598            | 366,343                                 | 68,787           |
| 121   | 22,595                                  | 427              | 104,209                                 | 1,017            |
| 139   | 21,969                                  | 270              | 62,202                                  | 2,711            |
| 64  | 16,384                                  | 187              | 50,144                                  | 57,812           |
| 99  | 26,603                                  | 97               | 19,631                                  | 165              |
| <b>798</b>                                      | <b>289,886</b>                          | <b>627</b>       | <b>266,124</b>                          | <b>11,047</b>    |
| 52  | 8,070                                   | 112              | 21,417                                  | 134              |
| 94  | 48,693                                  | 50               | 12,543                                  | 1,605            |
| 65  | 26,740                                  | 61               | 27,376                                  | 1,159            |
| 53  | 6,748                                   | 63               | 11,252                                  | 4,710            |
| 78  | 11,832                                  | 77               | 19,210                                  | 1,547            |
| 203   | 30,673                                  | 61               | 23,232                                  | 54               |
| 65  | 20,001                                  | 73               | 77,610                                  | 1,786            |
| 98  | 127,080                                 | 67               | 62,192                                  | 19               |
| 90  | 10,049                                  | 63               | 11,293                                  | 33               |
| -8.16   | -92.09                                  | -5.97            | -81.84                                  | 73.68            |
| -25.62  | -55.53                                  | -85.25           | -89.16                                  | -96.76           |

資料來源：直轄市、縣(市)政府。  
 說明：1. 建物登記係指建物標示變更、所有權第一次、移轉及他項權利等各項登記之總計。  
 2. 棟數：依各實際辦理之建物棟數計算，建物以建號為基本計算單位，即1建號為1棟。

Source : County and City Government.  
 Note : 1.Registration of Buildings contains Change in Building Descriptions, Initial Registration, Ownership Transfer, Other Rights.  
 2.Buildings refer to each building number as a unit.

表25. 辦理建物登記及標示變更登記－按月別分(續)

| 年 (月) 別<br>Year(Month)           | 建物標示變更登記                               |                  |  |                  |
|----------------------------------|--|------------------|--|------------------|
|                                  | Resurvey/Readjust                      | 減 失<br>Reduction | 門牌整編                                   |                  |
|                                  | 面積<br>(平方公尺)<br>Area (m <sup>2</sup> ) | 棟 數<br>Buildings | 面積<br>(平方公尺)<br>Area (m <sup>2</sup> ) | 棟 數<br>Buildings |
| 九十五年 2006                        | 9,324,936                              | 9,689            | 2,987,354                              | 35,790           |
| 九十六年 2007                        | 12,290,612                             | 9,596            | 2,824,068                              | 34,879           |
| 九十七年 2008                        | 14,204,221                             | 7,814            | 3,011,133                              | 33,797           |
| 九十八年 2009                        | 12,487,056                             | 7,734            | 2,318,179                              | 31,460           |
| 九十九年 2010                        | 15,223,596                             | 10,355           | 3,254,282                              | 31,854           |
| 一〇〇年 2011                        | 11,464,495                             | 8,705            | 3,184,554                              | 30,533           |
| 一〇一年 2012                        | 20,391,471                             | 8,944            | 2,805,668                              | 35,590           |
| 一〇二年 2013                        | 17,418,951                             | 9,774            | 3,052,579                              | 63,459           |
| 一〇三年 2014                        | 13,473,823                             | 9,583            | 2,696,122                              | 44,935           |
| 九 月 Sept.                        | 219,112                                | 1,018            | 241,394                                | 2,041            |
| 十 月 Oct.                         | 808,087                                | 807              | 208,888                                | 3,959            |
| 十一月 Nov.                         | 11,188,836                             | 670              | 175,289                                | 2,848            |
| 十二月 Dec.                         | 17,316                                 | 693              | 262,473                                | 3,897            |
| <b>一〇四年 2015</b>                 | <b>2,716,003</b>                       | <b>5,747</b>     | <b>1,796,106</b>                       | <b>21,919</b>    |
| 一 月 Jan.                         | 17,668                                 | 572              | 265,215                                | 2,169            |
| 二 月 Feb.                         | 373,432                                | 443              | 121,198                                | 1,572            |
| 三 月 Mar.                         | 214,343                                | 564              | 197,829                                | 2,953            |
| 四 月 Apr.                         | 1,458,458                              | 740              | 224,058                                | 2,644            |
| 五 月 May                          | 279,427                                | 677              | 151,444                                | 1,643            |
| 六 月 June                         | 10,219                                 | 800              | 213,285                                | 3,029            |
| 七 月 July                         | 350,823                                | 512              | 233,279                                | 3,785            |
| 八 月 Aug.                         | 4,128                                  | 665              | 139,715                                | 2,213            |
| 九 月 Sept.                        | 7,506                                  | 774              | 250,083                                | 1,911            |
| 較上月增減(%)<br>VS. with Last Month  | 81.83                                  | 16.39            | 79.00                                  | -13.65           |
| 較上年同月增減(%)<br>VS. with Last Year | -96.57                                 | -23.97           | 3.60                                   | -6.37            |

TABLE 25. REGISTRATION OF BUILDINGS AND REGISTRATION OF CHANGE IN BUILDING DESCRIPTIONS - BY MONTH (CONT.)

| Registration of Change in Building Descriptions |                                 |  |                  |  |
|---|---------------------------------|--|------------------|--|
| Doorplate Reorganized                           | 增修改建<br>Addition/Reconstruction | 其 他<br>Others                          |                  |  |
| 面積<br>(平方公尺)<br>Area (m <sup>2</sup> )          | 棟 數<br>Buildings                | 面積<br>(平方公尺)<br>Area (m <sup>2</sup> ) | 棟 數<br>Buildings | 面積<br>(平方公尺)<br>Area (m <sup>2</sup> ) |
| 5,987,193                                       | 588                             | 1,258,084                              | 30,782           | 23,472,927                             |
| 5,228,562                                       | 616                             | 2,332,614                              | 31,526           | 13,486,538                             |
| 5,242,452                                       | 733                             | 1,777,643                              | 25,476           | 8,549,669                              |
| 5,083,925                                       | 659                             | 2,545,524                              | 57,958           | 43,059,656                             |
| 5,856,828                                       | 702                             | 1,554,006                              | 69,935           | 48,795,357                             |
| 5,479,161                                       | 688                             | 2,370,470                              | 60,160           | 33,934,723                             |
| 6,454,574                                       | 739                             | 2,028,626                              | 57,660           | 39,886,082                             |
| 12,686,284                                      | 899                             | 2,330,040                              | 56,754           | 45,409,784                             |
| 8,016,726                                       | 723                             | 1,747,415                              | 49,628           | 38,703,277                             |
| 370,968   | 50                              | 104,785                                | 4,163            | 2,982,737                              |
| 789,113   | 63                              | 77,834                                 | 4,101            | 2,964,081                              |
| 668,108   | 51                              | 179,247                                | 3,757            | 2,628,523                              |
| 722,140   | 46                              | 119,666                                | 5,181            | 4,523,143                              |
| <b>3,709,281</b>                                | <b>459</b>                      | <b>1,150,379</b>                       | <b>120,118</b>   | <b>32,783,258</b>                      |
| 488,011   | 56                              | 173,410                                | 5,420            | 3,321,771                              |
| 243,224   | 42                              | 77,310                                 | 5,024            | 1,945,691                              |
| 490,312   | 50                              | 98,038                                 | 7,542            | 2,679,370                              |
| 394,530   | 52                              | 73,682                                 | 6,741            | 3,454,684                              |
| 240,703   | 31                              | 57,410                                 | 37,240           | 5,259,306                              |
| 589,461   | 59                              | 201,746                                | 29,583           | 5,493,827                              |
| 562,305   | 64                              | 144,021                                | 9,502            | 3,651,049                              |
| 394,397   | 51                              | 171,457                                | 12,948           | 4,027,772                              |
| 306,339   | 54                              | 153,305                                | 6,118            | 2,949,788                              |
| -22.33  | 5.88                            | -10.59                                 | -52.75           | -26.76                                 |
| -17.42  | 8.00                            | 46.30                                  | 46.96            | -1.10                                  |

表26. 辦理建物登記及標示變更登記—按區域別分

TABLE 26. REGISTRATION OF BUILDINGS AND CHANGE IN BUILDING DESCRIPTIONS - BY LOCALITY

| 區域別<br>Locality       | 建物登記<br>Registration of Buildings |   | 建物標示變更登記<br>Total |  |
|-----------------------|-----------------------------------|---|-------------------|--|
|                       | 總棟數<br>Total Buildings            | 總面積<br>(平方公尺)<br>Total Area (m <sup>2</sup> ) | 合計                |  |
|                       |                                   |   | 棟數<br>Buildings   | 面積<br>(平方公尺)<br>Area (m <sup>2</sup> ) |
| 一〇四年九月<br>Sep., 2015  | 125,026                           | 23,881,326                                    | 9,043             | 3,688,364                              |
| 新 北 市 New Taipei City | 24,800                            | 3,584,621                                     | 1,499             | 1,098,912                              |
| 臺 北 市 Taipei City     | 17,173                            | 2,503,486                                     | 565               | 355,598                                |
| 桃 園 市 Taoyuan City    | 14,787                            | 2,750,921                                     | 1,632             | 346,682                                |
| 臺 中 市 Taichung City   | 15,347                            | 2,979,739                                     | 606               | 125,566                                |
| 臺 南 市 Tainan City     | 10,660                            | 2,202,821                                     | 2,593             | 367,429                                |
| 高 雄 市 Kaohsiung City  | 15,166                            | 3,536,581                                     | 898               | 1,103,840                              |
| 臺 灣 省 Taiwan Prov.    | 26,680                            | 6,276,451                                     | 1,246             | 289,542                                |
| 宜蘭縣 Yilan C.          | 2,381                             | 552,475                                       | 250               | 34,777                                 |
| 新竹縣 Hsinchu C.        | 3,515                             | 683,482                                       | 128               | 44,081                                 |
| 苗栗縣 Miaoli C.         | 2,061                             | 649,455                                       | 152               | 49,000                                 |
| 彰化縣 Changhua C.       | 3,936                             | 1,024,825                                     | 99                | 21,653                                 |
| 南投縣 Nantou C.         | 1,319                             | 252,632                                       | 42                | 8,216                                  |
| 雲林縣 Yunlin C.         | 1,438                             | 602,733                                       | 42                | 13,341                                 |
| 嘉義縣 Chiayi C.         | 1,057                             | 248,241                                       | 66                | 21,043                                 |
| 屏東縣 Pingtung C.       | 2,498                             | 601,613                                       | 102               | 15,571                                 |
| 臺東縣 Taitung C.        | 660                               | 118,549                                       | 46                | 6,071                                  |
| 花蓮縣 Hualien C.        | 1,731                             | 217,679                                       | 61                | 8,469                                  |
| 澎湖縣 Penghu C.         | 243                               | 40,714  | 33                | 4,158                                  |
| 基隆市 Keelung City      | 1,858                             | 158,448                                       | 52                | 8,164                                  |
| 新竹市 Hsinchu City      | 2,932                             | 974,575                                       | 109               | 45,636                                 |
| 嘉義市 Chiayi City       | 1,051                             | 151,031                                       | 64                | 9,363                                  |
| 福 建 省 Fuchien Prov.   | 413                               | 46,707  | 4                 | 797                                    |
| 金門縣 Kinmen C.         | 408                               | 44,732  | 4                 | 797                                    |
| 連江縣 Lienchiang C.     | 5                                 | 1,975   | —                 | —                                      |

| Registration of Change in Building Descriptions |   |                  |   |                  |
|---|---|------------------|---|------------------|
| 分 割<br>Subdivision                              | 合 併<br>Combination                      | 重測、重劃            |   |                  |
| 棟 數<br>Buildings                                | 面 積<br>(平方公尺)<br>Area (m <sup>2</sup> ) | 棟 數<br>Buildings | 面 積<br>(平方公尺)<br>Area (m <sup>2</sup> ) | 棟 數<br>Buildings |
| 90  | 10,049                                  | 63               | 11,293                                  | 33               |
| 31  | 5,078                                   | 4                | 574                                     | —                |
| 25  | 2,053                                   | 18               | 2,480                                   | —                |
| —   | —                                       | 2                | 378                                     | —                |
| 10  | 897                                     | 6                | 1,362                                   | 8                |
| —   | —                                       | —                | —                                       | —                |
| 6   | 435                                     | 6                | 959                                     | —                |
| 18  | 1,587                                   | 27               | 5,542                                   | 25               |
| —   | —                                       | —                | —                                       | —                |
| —   | —                                       | —                | —                                       | —                |
| —   | —                                       | 13               | 1,417                                   | 24               |
| 9   | 608                                     | —                | —                                       | —                |
| —   | —                                       | —                | —                                       | —                |
| —   | —                                       | —                | —                                       | —                |
| —   | —                                       | —                | —                                       | 1                |
| 2   | 250                                     | —                | —                                       | —                |
| 2   | 412                                     | 1                | 233                                     | —                |
| —   | —                                       | 8                | 1,886                                   | —                |
| —   | —                                       | —                | —                                       | —                |
| 3   | 108                                     | —                | —                                       | —                |
| 2   | 209                                     | 5                | 2,005                                   | —                |
| —   | —                                       | —                | —                                       | —                |
| —   | —                                       | —                | —                                       | —                |
| —   | —                                       | —                | —                                       | —                |

資料來源：直轄市、縣(市)政府。

說明：1. 建物登記係指建物標示變更、所有權第一次、移轉及他項權利等各項登記之總計。  
2. 棟數：依各實際辦理之建物棟數計算，建物以建號為基本計算單位，即1建號為1棟。

Source : County and City Government.

Note : 1.Registration of Building contains Change in Building Descriptions, Initial Registration, Ownership Transfer and Other Rights.  
2.Buildings refer to each building number as a unit.

表26. 辦理建物登記及標示變更登記－按區域別分(續)

TABLE 26. REGISTRATION OF BUILDINGS AND CHANGE IN BUILDING DESCRIPTIONS - BY LOCALITY(CONT.)

| 區 域 別<br>Locality     | 建物標示變更登記                                |                  |   |                  |
|-----------------------|---|------------------|---|------------------|
|                       | Resurvey/Readjust                       | 減 失 Reduction    |   | 門牌整編             |
|                       | 面 積<br>(平方公尺)<br>Area (m <sup>2</sup> ) | 棟 數<br>Buildings | 面 積<br>(平方公尺)<br>Area (m <sup>2</sup> ) | 棟 數<br>Buildings |
| 一〇四年九月<br>Sep., 2015  | 7,506                                   | 774              | 250,083                                 | 1,911            |
| 新 北 市 New Taipei City | —                                       | 183              | 34,143                                  | 175              |
| 臺 北 市 Taipei City     | —                                       | 165              | 18,101                                  | 165              |
| 桃 園 市 Taoyuan City    | —                                       | 45               | 87,555                                  | 692              |
| 臺 中 市 Taichung City   | 1,091                                   | 38               | 7,148                                   | 224              |
| 臺 南 市 Tainan City     | —                                       | 67               | 31,364                                  | 98               |
| 高 雄 市 Kaohsiung City  | —                                       | 73               | 9,314                                   | 73               |
| 臺 灣 省 Taiwan Prov.    | 6,415                                   | 203              | 62,458                                  | 482              |
| 宜蘭縣 Yilan C.          | —                                       | 74               | 10,176                                  | 164              |
| 新竹縣 Hsinchu C.        | —                                       | 9                | 7,223                                   | 42               |
| 苗栗縣 Miaoli C.         | 6,310                                   | 15               | 7,166                                   | 31               |
| 彰化縣 Changhua C.       | —                                       | 9                | 5,761                                   | 51               |
| 南投縣 Nantou C.         | —                                       | 10               | 1,777                                   | 21               |
| 雲林縣 Yunlin C.         | —                                       | 12               | 4,579                                   | 12               |
| 嘉義縣 Chiayi C.         | 104                                     | 20               | 7,521                                   | 14               |
| 屏東縣 Pingtung C.       | —                                       | 13               | 2,527                                   | 27               |
| 臺東縣 Taitung C.        | —                                       | 5                | 335                                     | 21               |
| 花蓮縣 Hualien C.        | —                                       | 9                | 1,361                                   | 21               |
| 澎湖縣 Penghu C.         | —                                       | 7                | 453                                     | 4                |
| 基隆市 Keelung City      | —                                       | 6                | 3,800                                   | 6                |
| 新竹市 Hsinchu City      | —                                       | 10               | 9,463                                   | 30               |
| 嘉義市 Chiayi City       | —                                       | 4                | 316                                     | 38               |
| 福 建 省 Fuchien Prov.   | —                                       | —                | —                                       | 2                |
| 金門縣 Kinmen C.         | —                                       | —                | —                                       | 2                |
| 連江縣 Lienchiang C.     | —                                       | —                | —                                       | —                |

| Registration of Change in Building Descriptions |                              |   |                  |   |
|---|------------------------------|---|------------------|---|
| Doorplate Reorganized                           | 增修改建 Addition/Reconstruction | 其 他 Others                              |                  |   |
| 面 積<br>(平方公尺)<br>Area (m <sup>2</sup> )         | 棟 數<br>Buildings             | 面 積<br>(平方公尺)<br>Area (m <sup>2</sup> ) | 棟 數<br>Buildings | 面 積<br>(平方公尺)<br>Area (m <sup>2</sup> ) |
| 306,339   | 54                           | 153,305                                 | 6,118            | 2,949,788                               |
| 15,264  | 7                            | 5,505                                   | 1,099            | 1,038,348                               |
| 25,693  | 4                            | 414                                     | 188              | 306,856                                 |
| 142,514   | 10                           | 16,325                                  | 883              | 99,911                                  |
| 43,308  | 6                            | 15,393                                  | 314              | 56,367                                  |
| 13,320  | 7                            | 60,359                                  | 2,421            | 262,386                                 |
| 8,132   | 3                            | 11,146                                  | 737              | 1,073,854                               |
| 57,399  | 17                           | 44,163                                  | 474              | 111,978                                 |
| 13,544  | 6                            | 8,706                                   | 6                | 2,350                                   |
| 5,212   | —                            | —                                       | 77               | 31,646                                  |
| 3,811   | 4                            | 10,830                                  | 65               | 19,466                                  |
| 7,027   | 1                            | 2,115                                   | 29               | 6,141                                   |
| 4,328   | 2                            | 597                                     | 9                | 1,514                                   |
| 1,530   | 1                            | 599                                     | 17               | 6,632                                   |
| 2,414   | —                            | —                                       | 31               | 11,004                                  |
| 3,460   | 1                            | 2,470                                   | 59               | 6,863                                   |
| 2,394   | 1                            | 1,288                                   | 16               | 1,409                                   |
| 2,197   | —                            | —                                       | 23               | 3,025                                   |
| 418   | —                            | —                                       | 22               | 3,287                                   |
| 814   | —                            | —                                       | 37               | 3,442                                   |
| 3,627   | 1                            | 17,557                                  | 61               | 12,774                                  |
| 6,623   | —                            | —                                       | 22               | 2,424                                   |
| 709   | —                            | —                                       | 2                | 88                                      |
| 709   | —                            | —                                       | 2                | 88                                      |
| —   | —                            | —                                       | —                | —                                       |

表27. 辦理建物所有權登記—按月別分

| 年 (月) 別<br>Year (Month)          | 所有權第一次登記<br>Initial Registration |   | 移 轉<br>合 計 Total |   |
|----------------------------------|----------------------------------|---|------------------|---|
|                                  | 棟 數<br>Buildings                 | 面 積<br>(平方公尺)<br>Area (m <sup>2</sup> ) | 棟 數<br>Buildings | 面 積<br>(平方公尺)<br>Area (m <sup>2</sup> ) |
|                                  | 九十五年 2006                        | 173,608                                 | 41,887,128       | 554,291                                 |
| 九十六年 2007                        | 172,459                          | 42,111,856                              | 524,640          | 62,608,453                              |
| 九十七年 2008                        | 154,254                          | 39,243,064                              | 495,566          | 56,971,045                              |
| 九十八年 2009                        | 108,469                          | 29,153,907                              | 513,886          | 57,303,050                              |
| 九十九年 2010                        | 90,945                           | 25,940,529                              | 529,972          | 67,528,570                              |
| 一〇〇年 2011                        | 93,632                           | 25,814,302                              | 497,739          | 78,759,325                              |
| 一〇一年 2012                        | 102,385                          | 30,272,662                              | 454,908          | 55,959,632                              |
| 一〇二年 2013                        | 111,093                          | 31,816,890                              | 503,628          | 61,435,445                              |
| 一〇三年 2014                        | 115,865                          | 33,530,364                              | 457,911          | 57,899,079                              |
| 九 月 Sept.                        | 8,391                            | 2,448,155                               | 37,023           | 4,425,457                               |
| 十 月 Oct.                         | 9,599                            | 2,877,651                               | 37,507           | 4,661,714                               |
| 十一月 Nov.                         | 13,639                           | 3,656,760                               | 33,968           | 4,051,971                               |
| 十二月 Dec.                         | 12,422                           | 3,557,012                               | 43,356           | 5,676,260                               |
| <b>一〇四年 2015</b>                 | <b>83,780</b>                    | <b>24,893,251</b>                       | <b>302,310</b>   | <b>43,123,236</b>                       |
| 一 月 Jan.                         | 11,290                           | 2,961,037                               | 41,411           | 9,019,780                               |
| 二 月 Feb.                         | 7,539                            | 2,328,656                               | 25,669           | 3,675,304                               |
| 三 月 Mar.                         | 9,093                            | 2,786,128                               | 34,903           | 4,336,317                               |
| 四 月 Apr.                         | 8,095                            | 2,526,742                               | 34,011           | 4,738,853                               |
| 五 月 May                          | 8,635                            | 2,179,222                               | 33,349           | 3,956,961                               |
| 六 月 June                         | 9,792                            | 3,205,608                               | 35,450           | 4,831,928                               |
| 七 月 July                         | 10,886                           | 3,355,591                               | 36,046           | 4,603,875                               |
| 八 月 Aug.                         | 9,458                            | 2,799,000                               | 30,924           | 4,019,068                               |
| 九 月 Sept.                        | 8,992                            | 2,751,267                               | 30,547           | 3,941,150                               |
| 較上月增減(%)<br>VS. with Last Month  | -4.93                            | -1.71                                   | -1.22            | -1.94                                   |
| 較上年同月增減(%)<br>VS. with Last Year | 7.16                             | 12.38                                   | -17.49           | -10.94                                  |

資料來源：直轄市、縣(市)政府。

說 明：1. 贈與含夫妻贈與。

2. 100年1月「其他」因縣市合併或升格直轄市辦理接管業務致筆數及面積大幅增加。

TABLE 27. REGISTRATION OF BUILDINGS' OWNERSHIP - BY MONTH

| 登 記<br>Registration of Ownership Transfer |   |                  |   |
|---|---|------------------|---|
| 買 賣<br>Transaction                        |   | 拍 賣<br>Auction   |   |
| 棟 數<br>Buildings                          | 面 積<br>(平方公尺)<br>Area (m <sup>2</sup> ) | 棟 數<br>Buildings | 面 積<br>(平方公尺)<br>Area (m <sup>2</sup> ) |
| 450,167                                   | 52,403,259                              | 25,467           | 4,342,050                               |
| 414,641                                   | 47,043,756                              | 25,596           | 3,454,754                               |
| 379,326                                   | 41,798,194                              | 24,954           | 3,477,782                               |
| 388,298                                   | 40,482,955                              | 28,713           | 3,909,106                               |
| 406,689                                   | 45,248,134                              | 22,178           | 3,976,586                               |
| 361,704                                   | 40,927,781                              | 14,422           | 2,426,919                               |
| 328,874                                   | 38,150,375                              | 9,547            | 1,592,206                               |
| 371,892                                   | 42,554,197                              | 8,093            | 1,483,598                               |
| 320,598                                   | 37,385,942                              | 5,922            | 982,035                                 |
| 24,887                                    | 2,782,339                               | 439              | 62,923                                  |
| 25,048                                    | 2,934,768                               | 467              | 77,913                                  |
| 24,282                                    | 2,703,554                               | 444              | 63,668                                  |
| 30,140                                    | 3,840,155                               | 537              | 68,876                                  |
| <b>199,811</b>                            | <b>24,111,221</b>                       | <b>3,553</b>     | <b>574,428</b>                          |
| 26,020                                    | 3,183,121                               | 604              | 73,216                                  |
| 16,122                                    | 2,091,991                               | 310              | 32,618                                  |
| 22,048                                    | 2,499,507                               | 392              | 75,630                                  |
| 23,377                                    | 3,180,348                               | 389              | 63,095                                  |
| 23,254                                    | 2,529,047                               | 350              | 60,812                                  |
| 24,140                                    | 3,056,260                               | 400              | 82,606                                  |
| 24,458                                    | 2,729,117                               | 411              | 78,498                                  |
| 20,658                                    | 2,447,263                               | 378              | 66,237                                  |
| 19,734                                    | 2,394,567                               | 319              | 41,717                                  |
| -4.47                                     | -2.15                                   | -15.61           | -37.02                                  |
| -20.71                                    | -13.94                                  | -27.33           | -33.70                                  |

Source : County and City Government.

Note : 1. Gift include Gift from Spouse.

2. The taking over affairs increased substantially for some cities or counties merged or elevated to municipalities resulted in a mass increase of "Others" in Jan., 2011.



表27. 辦理建物所有權登記—按月別分(續)

| 年 (月) 別<br>Year (Month)          | 移 轉 登 記          |   |                  |
|----------------------------------|------------------|---|------------------|
|                                  | 繼 承 Inheritance  |   | 贈 與              |
|                                  | 棟 數<br>Buildings | 面 積<br>(平方公尺)<br>Area (m <sup>2</sup> ) | 棟 數<br>Buildings |
| 九十五年 2006                        | 32,737           | 3,935,925                               | 29,323           |
| 九十六年 2007                        | 34,700           | 4,088,960                               | 31,418           |
| 九十七年 2008                        | 35,766           | 4,351,335                               | 31,760           |
| 九十八年 2009                        | 36,579           | 4,313,528                               | 33,256           |
| 九十九年 2010                        | 39,006           | 4,777,030                               | 35,561           |
| 一〇〇年 2011                        | 41,198           | 4,989,266                               | 39,655           |
| 一〇一年 2012                        | 43,025           | 5,210,564                               | 46,952           |
| 一〇二年 2013                        | 44,143           | 5,500,893                               | 51,683           |
| 一〇三年 2014                        | 47,619           | 6,237,586                               | 55,317           |
| 九 月 Sept.                        | 4,106            | 510,939                                 | 5,097            |
| 十 月 Oct.                         | 4,216            | 584,448                                 | 4,665            |
| 十一月 Nov.                         | 3,442            | 478,254                                 | 3,709            |
| 十二月 Dec.                         | 4,285            | 641,441                                 | 5,299            |
| <b>一〇四年 2015</b>                 | <b>36,713</b>    | <b>4,833,944</b>                        | <b>38,390</b>    |
| 一 月 Jan.                         | 3,660            | 457,714                                 | 7,214            |
| 二 月 Feb.                         | 2,814            | 387,567                                 | 4,493            |
| 三 月 Mar.                         | 4,587            | 600,564                                 | 4,278            |
| 四 月 Apr.                         | 4,457            | 559,126                                 | 3,658            |
| 五 月 May                          | 4,040            | 541,650                                 | 3,669            |
| 六 月 June                         | 4,335            | 587,570                                 | 3,914            |
| 七 月 July                         | 4,592            | 585,412                                 | 4,080            |
| 八 月 Aug.                         | 4,126            | 579,371                                 | 3,592            |
| 九 月 Sept.                        | 4,102            | 534,970                                 | 3,492            |
| 較上月增減(%)<br>VS. with Last Month  | -0.58            | -7.66                                   | -2.78            |
| 較上年同月增減(%)<br>VS. with Last Year | -0.10            | 4.70                                    | -31.49           |

TABLE 27. REGISTRATION OF BUILDINGS' OWNERSHIP - BY MONTH(CONT.)

| Registration of Ownership Transfer      |                  |   |  |
|---|------------------|---|--|
| Gift                                    | 其 他 Others       |   |  |
| 面 積<br>(平方公尺)<br>Area (m <sup>2</sup> ) | 棟 數<br>Buildings | 面 積<br>(平方公尺)<br>Area (m <sup>2</sup> ) |  |
| 3,309,494                               | 16,597           | 3,574,233                               |  |
| 3,678,186                               | 18,285           | 4,342,797                               |  |
| 3,646,743                               | 23,760           | 3,696,991                               |  |
| 3,720,376                               | 27,040           | 4,877,085                               |  |
| 4,118,483                               | 26,538           | 9,408,337                               |  |
| 4,433,036                               | 40,760           | 25,982,323                              |  |
| 5,160,797                               | 26,510           | 5,845,690                               |  |
| 5,860,261                               | 27,817           | 6,036,496                               |  |
| 6,086,637                               | 28,455           | 7,206,879                               |  |
| 544,309                                 | 2,494            | 524,948                                 |  |
| 498,928                                 | 3,111            | 565,657                                 |  |
| 390,986                                 | 2,091            | 415,509                                 |  |
| 569,495                                 | 3,095            | 556,293                                 |  |
| <b>4,303,384</b>                        | <b>23,843</b>    | <b>9,300,259</b>                        |  |
| 850,421                                 | 3,913            | 4,455,309                               |  |
| 513,857                                 | 1,930            | 649,271                                 |  |
| 483,563                                 | 3,598            | 677,053                                 |  |
| 392,991                                 | 2,130            | 543,291                                 |  |
| 414,385                                 | 2,036            | 411,068                                 |  |
| 424,890                                 | 2,661            | 680,602                                 |  |
| 456,079                                 | 2,505            | 754,769                                 |  |
| 386,905                                 | 2,170            | 539,291                                 |  |
| 380,291                                 | 2,900            | 589,605                                 |  |
| -1.71                                   | 33.64            | 9.33                                    |  |
| -30.13                                  | 16.28            | 12.32                                   |  |

表28. 辦理建物所有權登記—按區域別分

| 區域別<br>Locality       | 所有權第一次登記<br>Initial Registration |  | 移 轉<br>合 計 Total |  |
|-----------------------|----------------------------------|--|------------------|--|
|                       | 棟數<br>Buildings                  | 面積<br>(平方公尺)<br>Area (m <sup>2</sup> ) | 棟數<br>Buildings  | 面積<br>(平方公尺)<br>Area (m <sup>2</sup> ) |
|                       | 一〇四年九月<br>Sep., 2015             | 8,992                                  | 2,751,267        | 30,547                                 |
| 新 北 市 New Taipei City | 1,396                            | 281,167                                | 5,662            | 511,075                                |
| 臺 北 市 Taipei City     | 730                              | 243,066                                | 4,857            | 401,513                                |
| 桃 園 市 Taoyuan City    | 810                              | 221,325                                | 3,449            | 417,669                                |
| 臺 中 市 Taichung City   | 1,783                            | 710,591                                | 3,646            | 469,958                                |
| 臺 南 市 Tainan City     | 946                              | 256,740                                | 2,119            | 427,498                                |
| 高 雄 市 Kaohsiung City  | 803                              | 230,106                                | 3,678            | 451,432                                |
| 臺 灣 省 Taiwan Prov.    | 2,332                            | 788,722                                | 7,045            | 1,253,243                              |
| 宜蘭縣 Yilan C.          | 318                              | 114,744                                | 506              | 89,367                                 |
| 新竹縣 Hsinchu C.        | 512                              | 131,627                                | 894              | 121,894                                |
| 苗栗縣 Miaoli C.         | 179                              | 90,119                                 | 632              | 137,736                                |
| 彰化縣 Changhua C.       | 380                              | 121,933                                | 852              | 146,172                                |
| 南投縣 Nantou C.         | 120                              | 26,931                                 | 293              | 52,045                                 |
| 雲林縣 Yunlin C.         | 180                              | 107,080                                | 395              | 72,964                                 |
| 嘉義縣 Chiayi C.         | 115                              | 50,582                                 | 279              | 39,522                                 |
| 屏東縣 Pingtung C.       | 218                              | 47,554                                 | 620              | 175,523                                |
| 臺東縣 Taitung C.        | 26                               | 17,745                                 | 193              | 27,530                                 |
| 花蓮縣 Hualien C.        | 86                               | 18,565                                 | 524              | 56,386                                 |
| 澎湖縣 Penghu C.         | 16                               | 3,956                                  | 82               | 10,301                                 |
| 基隆市 Keelung City      | 41                               | 6,355                                  | 530              | 43,806                                 |
| 新竹市 Hsinchu City      | 125                              | 44,926                                 | 910              | 229,265                                |
| 嘉義市 Chiayi City       | 16                               | 6,605                                  | 335              | 50,733                                 |
| 福 建 省 Fuchien Prov.   | 192                              | 19,551                                 | 91               | 8,762                                  |
| 金門縣 Kinmen C.         | 188                              | 17,815                                 | 90               | 8,522                                  |
| 連江縣 Lienchiang C.     | 4                                | 1,735                                  | 1                | 240                                    |

資料來源：直轄市、縣(市)政府。

TABLE 28. REGISTRATION OF BUILDINGS' OWNERSHIP - BY LOCALITY

| 登 記<br>Registration of Ownership Transfer |  |                 |  |
|---|--|-----------------|--|
| 買 賣<br>Transaction                        |  | 拍 賣<br>Auction  |  |
| 棟數<br>Buildings                           | 面積<br>(平方公尺)<br>Area (m <sup>2</sup> ) | 棟數<br>Buildings | 面積<br>(平方公尺)<br>Area (m <sup>2</sup> ) |
| 19,734                                    | 2,394,567                              | 319             | 41,717                                 |
| 3,223                                     | 295,057                                | 30              | 2,237                                  |
| 2,419                                     | 200,193                                | 24              | 3,452                                  |
| 2,596                                     | 271,214                                | 21              | 1,677                                  |
| 2,567                                     | 308,145                                | 35              | 3,135                                  |
| 1,458                                     | 267,227                                | 39              | 4,490                                  |
| 2,615                                     | 298,982                                | 38              | 4,295                                  |
| 4,788                                     | 748,825                                | 132             | 22,431                                 |
| 329                                       | 43,550                                 | 15              | 4,593                                  |
| 744                                       | 99,348                                 | 4               | 494                                    |
| 446                                       | 66,896                                 | 1               | 126                                    |
| 499                                       | 79,411                                 | 27              | 4,556                                  |
| 155                                       | 29,310                                 | 10              | 1,229                                  |
| 241                                       | 48,501                                 | 8               | 1,253                                  |
| 169                                       | 23,994                                 | 10              | 1,252                                  |
| 365                                       | 49,326                                 | 13              | 2,150                                  |
| 111                                       | 13,862                                 | 5               | 510                                    |
| 390                                       | 38,747                                 | 3               | 204                                    |
| 26  | 4,019                                  | 1               | 77                                     |
| 353                                       | 26,785                                 | 10              | 653                                    |
| 747                                       | 194,330                                | 7               | 491                                    |
| 213                                       | 30,745                                 | 18              | 4,844                                  |
| 68  | 4,925                                  | —               | —                                      |
| 67  | 4,685                                  | —               | —                                      |
| 1   | 240                                    | —               | —                                      |

Source : County and City Government.

表28. 辦理建物所有權登記—按區域別分(續)

| 區域別<br>Locality      | 移轉登記            |  |                 |
|----------------------|-----------------|--|-----------------|
|                      | 繼承 Inheritance  |  | 贈與              |
|                      | 棟數<br>Buildings | 面積<br>(平方公尺)<br>Area (m <sup>2</sup> ) | 棟數<br>Buildings |
| 一〇四年九月<br>Sep., 2015 | 4,102           | 534,970                                | 3,492           |
| 新北市 New Taipei City  | 732             | 77,730                                 | 629             |
| 臺北市 Taipei City      | 882             | 79,697                                 | 665             |
| 桃園市 Taoyuan City     | 300             | 53,679                                 | 294             |
| 臺中市 Taichung City    | 384             | 52,664                                 | 415             |
| 臺南市 Tainan City      | 268             | 44,914                                 | 237             |
| 高雄市 Kaohsiung City   | 509             | 72,119                                 | 423             |
| 臺灣省 Taiwan Prov.     | 1,019           | 152,951                                | 822             |
| 宜蘭縣 Yilan C.         | 75              | 10,168                                 | 67              |
| 新竹縣 Hsinchu C.       | 45              | 7,935                                  | 60              |
| 苗栗縣 Miaoli C.        | 90              | 15,156                                 | 56              |
| 彰化縣 Changhua C.      | 133             | 22,497                                 | 132             |
| 南投縣 Nantou C.        | 57              | 10,162                                 | 62              |
| 雲林縣 Yunlin C.        | 76              | 13,396                                 | 49              |
| 嘉義縣 Chiayi C.        | 54              | 7,705                                  | 32              |
| 屏東縣 Pingtung C.      | 127             | 19,507                                 | 91              |
| 臺東縣 Taitung C.       | 37              | 7,675                                  | 34              |
| 花蓮縣 Hualien C.       | 67              | 9,971                                  | 60              |
| 澎湖縣 Penghu C.        | 43              | 4,596                                  | 12              |
| 基隆市 Keelung City     | 89              | 7,703                                  | 71              |
| 新竹市 Hsinchu City     | 63              | 7,742                                  | 64              |
| 嘉義市 Chiayi City      | 63              | 8,737                                  | 32              |
| 福建省 Fuchien Prov.    | 8               | 1,215                                  | 7               |
| 金門縣 Kinmen C.        | 8               | 1,215                                  | 7               |
| 連江縣 Lienchiang C.    | —               | —                                      | —               |

TABLE 28. REGISTRATION OF BUILDINGS' OWNERSHIP - BY LOCALITY (CONT.)

| Registration of Ownership Transfer     |                 |  |
|--|-----------------|--|
| Gift                                   | 其他 Others       |  |
| 面積<br>(平方公尺)<br>Area (m <sup>2</sup> ) | 棟數<br>Buildings | 面積<br>(平方公尺)<br>Area (m <sup>2</sup> ) |
| 380,291                                | 2,900           | 589,605                                |
| 47,854                                 | 1,048           | 88,196                                 |
| 45,756                                 | 867             | 72,416                                 |
| 32,795                                 | 238             | 58,305                                 |
| 53,454                                 | 245             | 52,560                                 |
| 34,727                                 | 117             | 76,140                                 |
| 50,626                                 | 93              | 25,410                                 |
| 112,739                                | 284             | 216,297                                |
| 9,675                                  | 20              | 21,380                                 |
| 7,609                                  | 41              | 6,508                                  |
| 8,870                                  | 39              | 46,689                                 |
| 23,474                                 | 61              | 16,234                                 |
| 8,906                                  | 9               | 2,438                                  |
| 6,407                                  | 21              | 3,408                                  |
| 3,236                                  | 14              | 3,335                                  |
| 11,741                                 | 24              | 92,799                                 |
| 3,783                                  | 6               | 1,700                                  |
| 6,728                                  | 4               | 735                                    |
| 1,609                                  | —               | —                                      |
| 7,820                                  | 7               | 845                                    |
| 7,752                                  | 29              | 18,950                                 |
| 5,129                                  | 9               | 1,278                                  |
| 2,341                                  | 8               | 281                                    |
| 2,341                                  | 8               | 281                                    |
| —                                      | —               | —                                      |

表29. 辦理建物他項權利登記—按月別分

| 年 (月) 別<br>Year (Month)          | 總 計<br>Grand Total |   | 抵                |   |                  |   |
|----------------------------------|--------------------|---|------------------|---|------------------|---|
|                                  |                    |   | 合 計 Total        |   | 設 定 Creation     |   |
|                                  | 棟 數<br>Buildings   | 面 積<br>(平方公尺)<br>Area (m <sup>2</sup> ) | 棟 數<br>Buildings | 面 積<br>(平方公尺)<br>Area (m <sup>2</sup> ) | 棟 數<br>Buildings | 面 積<br>(平方公尺)<br>Area (m <sup>2</sup> ) |
| 九十五年 2006                        | 1,332,568          | 195,900,236                             | 1,332,372        | 195,874,626                             | 675,749          | 91,147,703                              |
| 九十六年 2007                        | 1,163,416          | 171,650,562                             | 1,163,123        | 171,615,986                             | 593,865          | 83,664,146                              |
| 九十七年 2008                        | 1,093,210          | 162,968,405                             | 1,093,003        | 162,926,576                             | 539,376          | 77,194,116                              |
| 九十八年 2009                        | 1,094,253          | 165,257,147                             | 1,094,016        | 165,221,226                             | 523,338          | 74,927,233                              |
| 九十九年 2010                        | 1,104,735          | 172,095,136                             | 1,104,473        | 172,031,223                             | 523,119          | 75,741,135                              |
| 一〇〇年 2011                        | 1,021,432          | 163,696,093                             | 1,021,205        | 163,650,847                             | 494,910          | 72,103,215                              |
| 一〇一年 2012                        | 1,041,267          | 200,244,340                             | 1,041,132        | 200,226,266                             | 494,603          | 114,514,970                             |
| 一〇二年 2013                        | 1,126,658          | 165,834,927                             | 1,126,622        | 165,831,436                             | 554,774          | 77,016,186                              |
| 一〇三年 2014                        | 1,120,365          | 173,388,039                             | 1,120,361        | 173,387,816                             | 538,952          | 76,860,981                              |
| 九 月 Sept.                        | 100,001            | 15,717,224                              | 100,001          | 15,717,224                              | 43,252           | 6,570,066                               |
| 十 月 Oct.                         | 97,171             | 15,789,892                              | 97,171           | 15,789,892                              | 44,837           | 6,362,984                               |
| 十一月 Nov.                         | 89,740             | 13,047,157                              | 89,738           | 13,047,132                              | 42,000           | 5,652,966                               |
| 十二月 Dec.                         | 104,826            | 18,246,186                              | 104,826          | 18,246,186                              | 49,937           | 7,419,990                               |
| <b>一〇四年 2015</b>                 | <b>775,949</b>     | <b>181,815,235</b>                      | <b>775,948</b>   | <b>181,815,115</b>                      | <b>364,320</b>   | <b>61,030,442</b>                       |
| 一 月 Jan.                         | 90,595             | 16,889,686                              | 90,595           | 16,889,686                              | 42,810           | 7,709,219                               |
| 二 月 Feb.                         | 64,815             | 13,225,357                              | 64,814           | 13,225,237                              | 29,860           | 7,393,661                               |
| 三 月 Mar.                         | 89,701             | 14,214,774                              | 89,701           | 14,214,774                              | 40,712           | 5,956,490                               |
| 四 月 Apr.                         | 91,991             | 62,505,124                              | 91,991           | 62,505,124                              | 41,785           | 6,542,418                               |
| 五 月 May                          | 91,245             | 15,108,728                              | 91,245           | 15,108,728                              | 42,036           | 6,395,195                               |
| 六 月 June                         | 98,530             | 18,896,259                              | 98,530           | 18,896,259                              | 44,843           | 8,352,722                               |
| 七 月 July                         | 92,765             | 15,125,778                              | 92,765           | 15,125,778                              | 44,299           | 6,472,921                               |
| 八 月 Aug.                         | 79,863             | 12,348,984                              | 79,863           | 12,348,984                              | 38,887           | 5,879,814                               |
| 九 月 Sept.                        | 76,444             | 13,500,545                              | 76,444           | 13,500,545                              | 39,088           | 6,328,003                               |
| 較上月增減(%)<br>VS. with Last Month  | -4.28              | 9.33                                    | -4.28            | 9.33                                    | 0.52             | 7.62                                    |
| 較上年同月增減(%)<br>VS. with Last Year | -23.56             | -14.10                                  | -23.56           | -14.10                                  | -9.63            | -3.68                                   |

資料來源：直轄市、縣(市)政府。

TABLE 29. REGISTRATION OF OTHER RIGHTS IN BUILDINGS  
- BY MONTH

| 押 權 Mortgage Rights |   |                  |   |                  |   |                  |   | 其他權利 Others      |   |
|---------------------|---|------------------|---|------------------|---|------------------|---|------------------|---|
| 移 轉 Transfer        |   | 變 更 Change       |   | 塗 銷 Cancellation |   |                  |   |                  |   |
| 棟 數<br>Buildings    | 面 積<br>(平方公尺)<br>Area (m <sup>2</sup> ) | 棟 數<br>Buildings | 面 積<br>(平方公尺)<br>Area (m <sup>2</sup> ) | 棟 數<br>Buildings | 面 積<br>(平方公尺)<br>Area (m <sup>2</sup> ) | 棟 數<br>Buildings | 面 積<br>(平方公尺)<br>Area (m <sup>2</sup> ) | 棟 數<br>Buildings | 面 積<br>(平方公尺)<br>Area (m <sup>2</sup> ) |
| 68,400              | 13,711,893                              | 50,034           | 12,914,307                              | 538,189          | 78,100,722                              | 196              | 25,610                                  |                  |   |
| 32,013              | 5,840,732                               | 50,187           | 11,949,873                              | 487,058          | 70,161,235                              | 293              | 34,576                                  |                  |   |
| 42,183              | 5,567,108                               | 59,681           | 12,969,425                              | 451,763          | 67,195,926                              | 207              | 41,829                                  |                  |   |
| 43,835              | 5,121,812                               | 72,590           | 17,711,473                              | 454,253          | 67,460,708                              | 237              | 35,921                                  |                  |   |
| 40,379              | 5,151,441                               | 66,211           | 18,388,416                              | 474,764          | 72,750,230                              | 262              | 63,913                                  |                  |   |
| 10,501              | 2,484,304                               | 65,874           | 20,859,441                              | 449,920          | 68,203,887                              | 227              | 45,246                                  |                  |   |
| 26,811              | 3,258,012                               | 81,636           | 20,855,033                              | 438,082          | 61,598,251                              | 135              | 18,074                                  |                  |   |
| 18,751              | 2,655,039                               | 74,974           | 21,017,236                              | 478,123          | 65,142,975                              | 36               | 3,491                                   |                  |   |
| 9,458               | 1,734,006                               | 127,611          | 31,445,226                              | 444,340          | 63,347,603                              | 4                | 223                                     |                  |   |
| 5,170               | 566,222                                 | 15,242           | 3,610,335                               | 36,337           | 4,970,600                               | —                | —                                       |                  |   |
| 519                 | 235,062                                 | 14,775           | 3,593,525                               | 37,040           | 5,598,322                               | —                | —                                       |                  |   |
| 221                 | 44,826                                  | 13,987           | 3,062,166                               | 33,530           | 4,287,173                               | 2                | 25                                      |                  |   |
| 170                 | 65,958                                  | 15,499           | 3,770,589                               | 39,220           | 6,989,648                               | —                | —                                       |                  |   |
| <b>1,985</b>        | <b>1,245,838</b>                        | <b>116,002</b>   | <b>26,848,753</b>                       | <b>293,641</b>   | <b>92,690,082</b>                       | <b>1</b>         | <b>120</b>                              |                  |   |
| 93                  | 36,710                                  | 13,958           | 3,864,226                               | 33,734           | 5,279,530                               | —                | —                                       |                  |   |
| 204                 | 18,058                                  | 10,794           | 2,150,102                               | 23,956           | 3,663,416                               | 1                | 120                                     |                  |   |
| 110                 | 29,837                                  | 15,605           | 3,415,540                               | 33,274           | 4,812,907                               | —                | —                                       |                  |   |
| 231                 | 27,136                                  | 16,010           | 3,148,572                               | 33,965           | 52,786,998                              | —                | —                                       |                  |   |
| 266                 | 487,010                                 | 14,961           | 3,264,788                               | 33,982           | 4,961,735                               | —                | —                                       |                  |   |
| 365                 | 63,703                                  | 18,115           | 3,993,145                               | 35,207           | 6,486,689                               | —                | —                                       |                  |   |
| 522                 | 79,980                                  | 10,707           | 2,735,441                               | 37,237           | 5,837,435                               | —                | —                                       |                  |   |
| 104                 | 36,842                                  | 8,919            | 2,302,315                               | 31,953           | 4,130,013                               | —                | —                                       |                  |   |
| 90                  | 466,561                                 | 6,933            | 1,974,622                               | 30,333           | 4,731,359                               | —                | —                                       |                  |   |
| -13.46              | 1,166.40                                | -22.27           | -14.23                                  | -5.07            | 14.56                                   | —                | —                                       |                  |   |
| -98.26              | -17.60                                  | -54.51           | -45.31                                  | -16.52           | -4.81                                   | —                | —                                       |                  |   |

Source : County and City Government.

表30. 辦理建物他項權利登記—按區域別分

| 區 域 別<br>Locality     | 總 計<br>Grand Total |   | 抵 押<br>Creation  |   |                  |   |
|-----------------------|--------------------|---|------------------|---|------------------|---|
|                       | 棟 數<br>Buildings   | 面 積<br>(平方公尺)<br>Area (m <sup>2</sup> ) | 合 計 Total        |   | 設 定 Creation     |   |
|                       |                    |   | 棟 數<br>Buildings | 面 積<br>(平方公尺)<br>Area (m <sup>2</sup> ) | 棟 數<br>Buildings | 面 積<br>(平方公尺)<br>Area (m <sup>2</sup> ) |
| 一〇四年九月<br>Sep., 2015  | 76,444             | 13,500,545                              | 76,444           | 13,500,545                              | 39,088           | 6,328,003                               |
| 新 北 市 New Taipei City | 16,243             | 1,693,467                               | 16,243           | 1,693,467                               | 8,360            | 797,510                                 |
| 臺 北 市 Taipei City     | 11,021             | 1,503,309                               | 11,021           | 1,503,309                               | 5,750            | 499,703                                 |
| 桃 園 市 Taoyuan City    | 8,896              | 1,765,245                               | 8,896            | 1,765,245                               | 4,567            | 946,466                                 |
| 臺 中 市 Taichung City   | 9,312              | 1,673,625                               | 9,312            | 1,673,625                               | 4,890            | 904,933                                 |
| 臺 南 市 Tainan City     | 5,002              | 1,151,154                               | 5,002            | 1,151,154                               | 2,545            | 617,546                                 |
| 高 雄 市 Kaohsiung City  | 9,787              | 1,751,204                               | 9,787            | 1,751,204                               | 4,593            | 818,958                                 |
| 臺 灣 省 Taiwan Prov.    | 16,057             | 3,944,944                               | 16,057           | 3,944,944                               | 8,306            | 1,732,923                               |
| 宜蘭縣 Yilan C.          | 1,307              | 313,587                                 | 1,307            | 313,587                                 | 559              | 127,300                                 |
| 新竹縣 Hsinchu C.        | 1,981              | 385,880                                 | 1,981            | 385,880                                 | 1,221            | 181,286                                 |
| 苗栗縣 Miaoli C.         | 1,098              | 372,600                                 | 1,098            | 372,600                                 | 634              | 157,035                                 |
| 彰化縣 Changhua C.       | 2,605              | 735,067                                 | 2,605            | 735,067                                 | 1,257            | 351,396                                 |
| 南投縣 Nantou C.         | 864                | 165,440                                 | 864              | 165,440                                 | 445              | 80,052                                  |
| 雲林縣 Yunlin C.         | 821                | 409,348                                 | 821              | 409,348                                 | 441              | 202,055                                 |
| 嘉義縣 Chiayi C.         | 597                | 137,093                                 | 597              | 137,093                                 | 285              | 63,390                                  |
| 屏東縣 Pingtung C.       | 1,558              | 362,966                                 | 1,558            | 362,966                                 | 728              | 168,522                                 |
| 臺東縣 Taitung C.        | 395                | 67,203                                  | 395              | 67,203                                  | 178              | 28,839                                  |
| 花蓮縣 Hualien C.        | 1,060              | 134,260                                 | 1,060            | 134,260                                 | 551              | 61,820                                  |
| 澎湖縣 Penghu C.         | 112                | 22,300                                  | 112              | 22,300                                  | 56               | 11,057                                  |
| 基隆市 Keelung City      | 1,235              | 100,123                                 | 1,235            | 100,123                                 | 572              | 54,367                                  |
| 新竹市 Hsinchu City      | 1,788              | 654,747                                 | 1,788            | 654,747                                 | 1,040            | 192,119                                 |
| 嘉義市 Chiayi City       | 636                | 84,330                                  | 636              | 84,330                                  | 339              | 53,684                                  |
| 福 建 省 Fuchien Prov.   | 126                | 17,598                                  | 126              | 17,598                                  | 77               | 9,964                                   |
| 金門縣 Kinmen C.         | 126                | 17,598                                  | 126              | 17,598                                  | 77               | 9,964                                   |
| 連江縣 Lienchiang C.     | —                  | —                                       | —                | —                                       | —                | —                                       |

資料來源：直轄市、縣(市)政府。

TABLE 30. REGISTRATION OF OTHER RIGHTS IN BUILDINGS  
- BY LOCALITY

| 移 轉 Transfer     |   | 押 權 Mortgage Rights |   |                  |   | 其 他 權 利 Others   |   |
|------------------|---|---------------------|---|------------------|---|------------------|---|
| 棟 數<br>Buildings | 面 積<br>(平方公尺)<br>Area (m <sup>2</sup> ) | 變 更 Change          |   | 塗 銷 Cancellation |   | 棟 數<br>Buildings | 面 積<br>(平方公尺)<br>Area (m <sup>2</sup> ) |
|                  |   | 棟 數<br>Buildings    | 面 積<br>(平方公尺)<br>Area (m <sup>2</sup> ) | 棟 數<br>Buildings | 面 積<br>(平方公尺)<br>Area (m <sup>2</sup> ) |                  |   |
| 90               | 466,561                                 | 6,933               | 1,974,622                               | 30,333           | 4,731,359                               | —                | —                                       |
| 14               | 1,526                                   | 1,330               | 183,508                                 | 6,539            | 710,922                                 | —                | —                                       |
| 36               | 407,190                                 | 869                 | 173,920                                 | 4,366            | 422,496                                 | —                | —                                       |
| 4                | 577                                     | 844                 | 336,091                                 | 3,481            | 482,111                                 | —                | —                                       |
| 12               | 4,609                                   | 694                 | 216,750                                 | 3,716            | 547,333                                 | —                | —                                       |
| 5                | 1,735                                   | 420                 | 216,048                                 | 2,032            | 315,824                                 | —                | —                                       |
| 6                | 49,467                                  | 1,319               | 304,068                                 | 3,869            | 578,710                                 | —                | —                                       |
| 13               | 1,456                                   | 1,454               | 543,922                                 | 6,284            | 1,666,643                               | —                | —                                       |
| 1                | 17                                      | 245                 | 87,325                                  | 502              | 98,945                                  | —                | —                                       |
| 1                | 156                                     | 104                 | 98,391                                  | 655              | 106,047                                 | —                | —                                       |
| 1                | 285                                     | 47                  | 22,262                                  | 416              | 193,018                                 | —                | —                                       |
| 2                | 181                                     | 376                 | 126,129                                 | 970              | 257,361                                 | —                | —                                       |
| —                | —                                       | 111                 | 29,421                                  | 308              | 55,967                                  | —                | —                                       |
| 1                | 111                                     | 41                  | 33,292                                  | 338              | 173,890                                 | —                | —                                       |
| 1                | 226                                     | 38                  | 22,751                                  | 273              | 50,725                                  | —                | —                                       |
| —                | —                                       | 214                 | 58,989                                  | 616              | 135,455                                 | —                | —                                       |
| 1                | 75                                      | 31                  | 5,317                                   | 185              | 32,972                                  | —                | —                                       |
| 1                | 216                                     | 106                 | 16,916                                  | 402              | 55,308                                  | —                | —                                       |
| —                | —                                       | 17                  | 4,409                                   | 39               | 6,834                                   | —                | —                                       |
| 1                | 81                                      | 43                  | 5,674                                   | 619              | 40,000                                  | —                | —                                       |
| 1                | 90                                      | 61                  | 28,404                                  | 686              | 434,135                                 | —                | —                                       |
| 2                | 19                                      | 20                  | 4,641                                   | 275              | 25,987                                  | —                | —                                       |
| —                | —                                       | 3                   | 315                                     | 46               | 7,319                                   | —                | —                                       |
| —                | —                                       | 3                   | 315                                     | 46               | 7,319                                   | —                | —                                       |
| —                | —                                       | —                   | —                                       | —                | —                                       | —                | —                                       |

Source : County and City Government.

表31. 測量案件統計

| 年 (月) 別<br>Year (Month)          | 合 計<br>Total   |                               |   | 土地複丈<br>Land Revision Survey |                |   |
|----------------------------------|----------------|-------------------------------|---|------------------------------|----------------|---|
|                                  | 件數<br>Cases    | 筆(棟)數<br>Plots /<br>Buildings | 面積<br>(平方公尺)<br>Area<br>(m <sup>2</sup> ) | 件數<br>Cases                  | 筆數<br>Plots    | 面積<br>(平方公尺)<br>Area<br>(m <sup>2</sup> ) |
| 九十五年 2006                        | 505,498        | 882,935                       | 1,498,065,217                             | 266,878                      | 609,768        | 1,013,489,842                             |
| 九十六年 2007                        | 522,896        | 908,657                       | 1,737,272,003                             | 271,041                      | 617,823        | 1,204,631,832                             |
| 九十七年 2008                        | 466,611        | 820,347                       | 1,325,596,039                             | 242,172                      | 546,296        | 1,013,706,005                             |
| 九十八年 2009                        | 412,105        | 759,545                       | 1,347,653,201                             | 241,083                      | 556,902        | 977,763,493                               |
| 九十九年 2010                        | 437,385        | 866,273                       | 1,444,846,002                             | 276,143                      | 653,187        | 1,214,434,043                             |
| 一〇〇年 2011                        | 440,751        | 816,957                       | 1,550,348,812                             | 279,268                      | 617,364        | 1,219,661,354                             |
| 一〇一年 2012                        | 466,899        | 833,449                       | 1,372,226,803                             | 286,072                      | 588,617        | 1,128,215,666                             |
| 一〇二年 2013                        | 478,233        | 813,474                       | 1,522,949,412                             | 304,404                      | 589,778        | 1,258,405,277                             |
| 一〇三年 2014                        | 466,296        | 822,330                       | 1,658,692,073                             | 292,401                      | 580,304        | 1,287,099,905                             |
| 九 月 Sept.                        | 39,230         | 66,438                        | 142,876,822                               | 24,041                       | 48,212         | 111,159,097                               |
| 十 月 Oct.                         | 44,973         | 78,619                        | 181,572,729                               | 25,130                       | 52,915         | 103,505,919                               |
| 十一月 Nov.                         | 39,859         | 76,483                        | 154,413,573                               | 24,797                       | 49,332         | 109,370,278                               |
| 十二月 Dec.                         | 41,193         | 82,622                        | 126,963,677                               | 25,429                       | 52,122         | 115,233,732                               |
| <b>一〇四年 2015</b>                 | <b>335,205</b> | <b>589,565</b>                | <b>1,390,519,376</b>                      | <b>196,853</b>               | <b>402,125</b> | <b>891,982,896</b>                        |
| 一 月 Jan.                         | 41,795         | 69,573                        | 196,486,311                               | 24,238                       | 46,140         | 111,078,936                               |
| 二 月 Feb.                         | 24,496         | 41,424                        | 76,258,156                                | 14,953                       | 29,500         | 64,926,424                                |
| 三 月 Mar.                         | 39,308         | 70,047                        | 137,877,783                               | 25,896                       | 53,282         | 117,137,005                               |
| 四 月 Apr.                         | 39,303         | 66,174                        | 149,987,244                               | 24,159                       | 47,269         | 104,884,623                               |
| 五 月 May                          | 40,628         | 65,814                        | 225,200,741                               | 22,552                       | 44,943         | 97,642,338                                |
| 六 月 June                         | 36,638         | 70,008                        | 156,408,821                               | 22,308                       | 52,575         | 92,770,799                                |
| 七 月 July                         | 38,424         | 85,092                        | 138,622,288                               | 23,029                       | 46,611         | 111,744,294                               |
| 八 月 Aug.                         | 37,719         | 62,221                        | 194,577,334                               | 20,271                       | 41,949         | 97,847,585                                |
| 九 月 Sept.                        | 36,894         | 59,212                        | 115,100,698                               | 19,447                       | 39,856         | 93,950,892                                |
| 較上月增減(%)<br>VS. with Last Month  | -2.19          | -4.84                         | -40.85                                    | -4.06                        | -4.99          | -3.98                                     |
| 較上年同月增減(%)<br>VS. with Last Year | -5.95          | -10.88                        | -19.44                                    | -19.11                       | -17.33         | -15.48                                    |

資料來源：直轄市、縣(市)政府。

說明：1. 土地複丈包括分割、合併、鑲界、法院囑託及其他。  
2. 建物測量包括一般案件、建物門牌基地號勘查、建物滅失及法院囑託。  
3. 核發謄本數包括地籍圖及建物測量成果圖。

TABLE 31. LAND SURVEY CASES

| 建物測量<br>Building Survey |                 |   | 地目變更<br>Changes in Land Category |              |   | 核發謄本<br>Maps Issued |                               |                  |
|-------------------------|-----------------|---|----------------------------------|--------------|---|---------------------|-------------------------------|------------------|
| 件數<br>Cases             | 棟數<br>Buildings | 面積<br>(平方公尺)<br>Area<br>(m <sup>2</sup> ) | 件數<br>Cases                      | 筆數<br>Plots  | 面積<br>(平方公尺)<br>Area<br>(m <sup>2</sup> ) | 件數<br>Cases         | 筆(棟)數<br>Plots /<br>Buildings | 張數<br>Sheets     |
| 235,373                 | 263,898         | 482,441,405                               | 3,247                            | 9,269        | 2,133,970                                 | 3,152,437           | 7,460,514                     | 5,752,847        |
| 248,477                 | 282,032         | 530,300,047                               | 3,378                            | 8,802        | 2,340,124                                 | 2,556,650           | 6,052,952                     | 4,804,654        |
| 222,072                 | 268,965         | 310,687,539                               | 2,367                            | 5,086        | 1,202,495                                 | 2,077,326           | 4,986,365                     | 3,752,508        |
| 169,701                 | 199,848         | 368,973,019                               | 1,321                            | 2,795        | 916,689                                   | 1,889,195           | 6,041,719                     | 3,463,282        |
| 158,250                 | 207,628         | 228,545,612                               | 2,992                            | 5,458        | 1,866,348                                 | 2,020,952           | 8,623,537                     | 3,363,987        |
| 159,293                 | 194,583         | 329,639,371                               | 2,190                            | 5,010        | 1,048,088                                 | 2,001,022           | 8,034,107                     | 3,222,323        |
| 178,788                 | 239,990         | 242,661,358                               | 2,039                            | 4,842        | 1,349,779                                 | 1,859,658           | 8,520,150                     | 2,913,475        |
| 172,242                 | 219,379         | 263,546,512                               | 1,587                            | 4,317        | 997,624                                   | 2,016,907           | 7,151,975                     | 2,989,784        |
| 171,359                 | 237,378         | 369,575,154                               | 2,536                            | 4,648        | 2,017,013                                 | 1,827,901           | 8,878,420                     | 2,714,743        |
| 15,030                  | 17,860          | 31,625,978                                | 159                              | 366          | 91,747                                    | 143,482             | 447,862                       | 211,323          |
| 19,359                  | 25,138          | 77,835,217                                | 484                              | 566          | 231,592                                   | 153,696             | 372,831                       | 222,829          |
| 14,841                  | 26,731          | 44,976,774                                | 221                              | 420          | 66,521                                    | 133,854             | 353,237                       | 197,024          |
| 15,486                  | 29,930          | 11,629,967                                | 278                              | 570          | 99,978                                    | 155,999             | 362,659                       | 234,125          |
| <b>136,898</b>          | <b>183,806</b>  | <b>497,610,227</b>                        | <b>1,454</b>                     | <b>3,634</b> | <b>926,253</b>                            | <b>1,212,933</b>    | <b>3,443,558</b>              | <b>1,809,859</b> |
| 17,369                  | 23,015          | 85,328,581                                | 188                              | 418          | 78,794                                    | 146,183             | 541,069                       | 220,433          |
| 9,469                   | 11,488          | 11,296,736                                | 74                               | 436          | 34,997                                    | 81,941              | 216,204                       | 123,616          |
| 13,274                  | 16,491          | 20,583,605                                | 138                              | 274          | 157,173                                   | 161,062             | 440,333                       | 242,357          |
| 14,957                  | 18,275          | 45,039,218                                | 187                              | 630          | 63,403                                    | 151,407             | 408,673                       | 222,351          |
| 17,854                  | 20,494          | 127,443,144                               | 222                              | 377          | 115,259                                   | 136,030             | 330,615                       | 198,477          |
| 14,139                  | 16,973          | 63,469,134                                | 191                              | 460          | 168,888                                   | 148,993             | 396,540                       | 219,697          |
| 15,224                  | 38,121          | 26,799,608                                | 171                              | 360          | 78,385                                    | 144,407             | 459,561                       | 219,015          |
| 17,281                  | 19,942          | 96,679,669                                | 167                              | 330          | 50,081                                    | 125,776             | 356,392                       | 189,677          |
| 17,331                  | 19,007          | 20,970,533                                | 116                              | 349          | 179,273                                   | 117,134             | 294,171                       | 174,236          |
| 0.29                    | -4.69           | -78.31                                    | -30.54                           | 5.76         | 257.97                                    | -6.87               | -17.46                        | -8.14            |
| 15.31                   | 6.42            | -33.69                                    | -27.04                           | -4.64        | 95.40                                     | -18.36              | -34.32                        | -17.55           |

Source : County and City Government.

Note : 1. Land Revision Survey contains Land Subdivision, Combination, Clear Boundary, Court Entrustment and Others.  
2. Constructional Improvement Survey contains General Cases, House/Land Number Survey, Building Reduction and Court Entrustment.  
3. Maps issued contains Cadastral Maps and Constructional Survey Maps.

表32. 都市地價指數－1. 總指數  
TABLE 32. INDICES OF URBAN LAND PRICE - 1. GENERAL INDEX

基期：102年3月31日=100 Base Period : 2013/3/31=100

| 區域別                 | 100年<br>9月30日 | 101年<br>3月31日 | 101年<br>9月30日 | 102年<br>3月31日 | 102年<br>9月30日 | 103年<br>3月31日 | 103年<br>9月30日 | 104年<br>3月31日 |
|---------------------|---------------|---------------|---------------|---------------|---------------|---------------|---------------|---------------|
| Locality            | 2011/<br>9/30 | 2012/<br>3/31 | 2012/<br>9/30 | 2013/<br>3/31 | 2013/<br>9/30 | 2014/<br>3/31 | 2014/<br>9/30 | 2015/<br>3/31 |
| 全國 Nation-wide      | 90.86         | 93.38         | 96.32         | 100.00        | 105.79        | 110.38        | 115.07        | <b>117.53</b> |
| 新北市 New Taipei City | 84.94         | 89.72         | 95.11         | 100.00        | 108.55        | 116.72        | 124.54        | <b>128.91</b> |
| 臺北市 Taipei City     | 91.08         | 93.73         | 96.36         | 100.00        | 104.59        | 108.84        | 113.46        | <b>115.08</b> |
| 桃園市 Taoyuan City    | 90.65         | 92.30         | 94.53         | 100.00        | 107.35        | 113.77        | 118.73        | <b>122.10</b> |
| 臺中市 Taichung City   | 90.77         | 92.81         | 95.56         | 100.00        | 110.00        | 112.45        | 115.37        | <b>116.06</b> |
| 臺南市 Tainan City     | 92.57         | 94.72         | 96.50         | 100.00        | 104.36        | 107.85        | 111.19        | <b>113.46</b> |
| 高雄市 Kaohsiung City  | 92.38         | 93.45         | 96.29         | 100.00        | 105.51        | 111.71        | 118.84        | <b>124.07</b> |
| 臺灣省 Taiwan Prov.    | 93.62         | 95.30         | 97.40         | 100.00        | 102.68        | 105.01        | 107.17        | <b>109.21</b> |
| 宜蘭縣 Yilan C.        | 95.54         | 96.83         | 98.63         | 100.00        | 102.89        | 106.94        | 113.79        | <b>120.69</b> |
| 新竹縣 Hsinchu C.      | 92.97         | 97.76         | 104.20        | 100.00        | 106.23        | 107.53        | 108.57        | <b>108.95</b> |
| 苗栗縣 Miaoli C.       | 92.81         | 94.37         | 95.50         | 100.00        | 101.49        | 104.80        | 105.58        | <b>108.25</b> |
| 彰化縣 Changhua C.     | 95.12         | 96.86         | 98.68         | 100.00        | 101.93        | 103.68        | 105.60        | <b>107.34</b> |
| 南投縣 Nantou C.       | 95.06         | 96.28         | 97.25         | 100.00        | 103.44        | 106.77        | 109.59        | <b>112.13</b> |
| 雲林縣 Yunlin C.       | 99.90         | 100.10        | 99.98         | 100.00        | 100.90        | 101.29        | 101.93        | <b>102.72</b> |
| 嘉義縣 Chiayi C.       | 98.75         | 99.13         | 99.70         | 100.00        | 101.20        | 102.21        | 103.16        | <b>103.97</b> |
| 屏東縣 Pingtung C.     | 94.40         | 95.05         | 95.88         | 100.00        | 101.99        | 104.34        | 106.49        | <b>108.15</b> |
| 臺東縣 Taitung C.      | 95.87         | 96.67         | 97.85         | 100.00        | 102.17        | 106.42        | 110.69        | <b>117.31</b> |
| 花蓮縣 Hualien C.      | 93.50         | 95.35         | 98.13         | 100.00        | 102.34        | 104.95        | 108.27        | <b>110.75</b> |
| 澎湖縣 Penghu C.       | 85.66         | 88.33         | 96.05         | 100.00        | 102.16        | 107.46        | 112.39        | <b>118.30</b> |
| 基隆市 Keelung City    | 95.20         | 96.39         | 97.68         | 100.00        | 102.60        | 105.77        | 108.76        | <b>111.26</b> |
| 新竹市 Hsinchu City    | 93.10         | 94.31         | 95.94         | 100.00        | 101.06        | 103.63        | 104.87        | <b>105.90</b> |
| 嘉義市 Chiayi City     | 97.69         | 98.50         | 98.94         | 100.00        | 103.09        | 106.22        | 109.25        | <b>112.51</b> |
| 福建省 Fuchien Prov.   | —             | —             | —             | —             | —             | —             | —             | —             |
| 金門縣 Kinmen C.       | 84.87         | 89.73         | 94.95         | 100.00        | 104.78        | 114.67        | 125.65        | <b>135.25</b> |
| 連江縣 Lienchiang C.   | 97.08         | 99.36         | 100.17        | 100.00        | 101.72        | 115.59        | 121.44        | <b>122.20</b> |

表32. 都市地價指數－2. 使用分區指數  
TABLE 32. INDICES OF URBAN LAND PRICE - 2. USING DISTRICT INDEX

計算期：104年3月31日  
基期：102年3月31日

Count Period : 2015/3/31  
Base Period : 2013/3/31

| 區域別                 | 總指數           | 住宅區               | 商業區              | 工業區              |
|---------------------|---------------|-------------------|------------------|------------------|
| Locality            | General Index | Residential Index | Commercial Index | Industrial Index |
| 全國 Nation-wide      | <b>117.53</b> | <b>117.97</b>     | <b>116.17</b>    | <b>117.56</b>    |
| 新北市 New Taipei City | <b>128.91</b> | <b>129.87</b>     | <b>130.29</b>    | <b>121.80</b>    |
| 臺北市 Taipei City     | <b>115.08</b> | <b>114.72</b>     | <b>116.12</b>    | <b>113.15</b>    |
| 桃園市 Taoyuan City    | <b>122.10</b> | <b>122.03</b>     | <b>113.40</b>    | <b>128.61</b>    |
| 臺中市 Taichung City   | <b>116.06</b> | <b>117.10</b>     | <b>110.78</b>    | <b>118.31</b>    |
| 臺南市 Tainan City     | <b>113.46</b> | <b>113.08</b>     | <b>110.52</b>    | <b>118.77</b>    |
| 高雄市 Kaohsiung City  | <b>124.07</b> | <b>126.18</b>     | <b>121.50</b>    | <b>114.35</b>    |
| 臺灣省 Taiwan Prov.    | <b>109.21</b> | <b>109.85</b>     | <b>107.11</b>    | <b>107.97</b>    |
| 宜蘭縣 Yilan C.        | <b>120.69</b> | <b>119.58</b>     | <b>124.11</b>    | <b>121.76</b>    |
| 新竹縣 Hsinchu C.      | <b>108.95</b> | <b>111.39</b>     | <b>101.12</b>    | <b>99.96</b>     |
| 苗栗縣 Miaoli C.       | <b>108.25</b> | <b>108.91</b>     | <b>106.69</b>    | <b>106.86</b>    |
| 彰化縣 Changhua C.     | <b>107.34</b> | <b>107.59</b>     | <b>106.99</b>    | <b>106.10</b>    |
| 南投縣 Nantou C.       | <b>112.13</b> | <b>112.79</b>     | <b>107.74</b>    | <b>115.62</b>    |
| 雲林縣 Yunlin C.       | <b>102.72</b> | <b>103.73</b>     | <b>99.62</b>     | <b>102.85</b>    |
| 嘉義縣 Chiayi C.       | <b>103.97</b> | <b>104.76</b>     | <b>100.01</b>    | <b>103.35</b>    |
| 屏東縣 Pingtung C.     | <b>108.15</b> | <b>108.53</b>     | <b>105.29</b>    | <b>108.97</b>    |
| 臺東縣 Taitung C.      | <b>117.31</b> | <b>117.05</b>     | <b>116.50</b>    | <b>121.92</b>    |
| 花蓮縣 Hualien C.      | <b>110.75</b> | <b>111.45</b>     | <b>109.49</b>    | <b>104.61</b>    |
| 澎湖縣 Penghu C.       | <b>118.30</b> | <b>120.29</b>     | <b>115.76</b>    | <b>107.51</b>    |
| 基隆市 Keelung City    | <b>111.26</b> | <b>112.95</b>     | <b>109.52</b>    | <b>108.11</b>    |
| 新竹市 Hsinchu City    | <b>105.90</b> | <b>106.37</b>     | <b>104.38</b>    | <b>104.92</b>    |
| 嘉義市 Chiayi City     | <b>112.51</b> | <b>112.36</b>     | <b>110.13</b>    | <b>122.46</b>    |
| 福建省 Fuchien Prov.   | —             | —                 | —                | —                |
| 金門縣 Kinmen C.       | <b>135.25</b> | <b>135.43</b>     | <b>131.94</b>    | <b>141.10</b>    |
| 連江縣 Lienchiang C.   | <b>122.20</b> | <b>124.46</b>     | <b>116.27</b>    | —                |

資料來源：本局地政司。

Source : Dept. of Land Adm. of MOI.

表33. 警察機關受(處)理刑事案件

| 年(月)別<br>Year (Month)            | 發生件數(包括補報數)(件)<br>Offenses Known to the Police (Cases) |               |                              |                    | 破獲件數(包括<br>Offenses Cleared |               |
|----------------------------------|--|---------------|------------------------------|--------------------|-----------------------------|---------------|
|                                  | 合計<br>Total  | 竊盜<br>Larceny | 暴力<br>犯罪<br>Violent<br>Crime | 其他<br>刑案<br>Others | 合計<br>Total                 | 竊盜<br>Larceny |
| 九十五年 2006                        | 512,788  | 281,561       | 12,226                       | 219,001            | 342,329                     | 164,557       |
| 九十六年 2007                        | 491,815  | 241,091       | 9,534                        | 241,190            | 367,001                     | 150,108       |
| 九十七年 2008                        | 453,439  | 209,351       | 8,117                        | 235,971            | 350,497                     | 133,823       |
| 九十八年 2009                        | 386,075  | 155,151       | 6,764                        | 224,160            | 311,648                     | 102,224       |
| 九十九年 2010                        | 371,934  | 142,774       | 5,312                        | 223,848            | 296,500                     | 92,076        |
| 一〇〇年 2011                        | 347,674  | 116,831       | 4,190                        | 226,653            | 276,371                     | 77,627        |
| 一〇一年 2012                        | 317,356  | 100,264       | 3,461                        | 213,631            | 266,512                     | 70,369        |
| 一〇二年 2013                        | 298,967  | 82,496        | 2,525                        | 213,946            | 258,802                     | 60,436        |
| 一〇三年 2014                        | 306,300  | 76,330        | 2,289                        | 227,681            | 263,515                     | 59,223        |
| 九月 Sept.                         | 24,485   | 5,711         | 200                          | 18,574             | 22,240                      | 4,434         |
| 十月 Oct.                          | 24,203   | 5,811         | 168                          | 18,224             | 21,496                      | 4,356         |
| 十一月 Nov.                         | 23,014   | 5,351         | 158                          | 17,505             | 19,617                      | 3,510         |
| 十二月 Dec.                         | 23,359   | 5,606         | 171                          | 17,582             | 18,938                      | 2,754         |
| <b>一〇四年 2015</b>                 | <b>225,729</b>   | <b>50,791</b> | <b>1,404</b>                 | <b>173,534</b>     | <b>208,573</b>              | <b>44,049</b> |
| 一月 Jan.                          | 22,889   | 4,656         | 164                          | 18,069             | 18,779                      | 1,760         |
| 二月 Feb.                          | 30,097   | 10,050        | 112                          | 19,935             | 32,745                      | 13,453        |
| 三月 Mar.                          | 24,848   | 5,550         | 153                          | 19,145             | 22,646                      | 4,239         |
| 四月 Apr.                          | 24,149   | 4,972         | 170                          | 19,007             | 21,977                      | 4,027         |
| 五月 May                           | 24,312   | 5,225         | 159                          | 18,928             | 21,900                      | 4,090         |
| 六月 June                          | 24,519   | 4,999         | 170                          | 19,350             | 21,784                      | 3,749         |
| 七月 July                          | 24,982   | 5,272         | 156                          | 19,554             | 22,665                      | 4,283         |
| 八月 Aug.                          | 25,270   | 5,071         | 151                          | 20,048             | 23,328                      | 4,276         |
| 九月 Sept.                         | 24,663   | 4,996         | 169                          | 19,498             | 22,749                      | 4,172         |
| 較上月增減(%)<br>VS. with Last Month  | -2.40  | -1.48         | 11.92                        | -2.74              | -2.48                       | -2.43         |
| 較上年同月增減(%)<br>VS. with Last Year | 0.73   | -12.52        | -15.50                       | 4.97               | 2.29                        | -5.91         |

資料來源：本部警政署。  
說明：竊盜包括重大、普通、汽車、機車竊盜。

TABLE 33. OFFENSES HANDLED BY POLICE ORGANIZATIONS

| 破積案)(件)<br>(Cases)           |                    | 嫌疑犯人數(人)<br>Offenders (Persons) |               |                              |                    | 刑案<br>發生率<br>(件/十萬人)<br>Crime<br>Rate<br>(Cases/<br>100,000P.) | 犯<br>罪<br>人口率<br>(人/十萬人)<br>Offender<br>Rate<br>(Persons/<br>100,000P.) | 破獲率<br>(%)<br>Clearance<br>Rate |
|------------------------------|--------------------|---------------------------------|---------------|------------------------------|--------------------|--|---|---------------------------------|
| 暴力<br>犯罪<br>Violent<br>Crime | 其他<br>刑案<br>Others | 合計<br>Total                     | 竊盜<br>Larceny | 暴力<br>犯罪<br>Violent<br>Crime | 其他<br>刑案<br>Others |  |   |                                 |
| 7,902                        | 169,870            | 229,193                         | 39,927        | 7,978                        | 181,288            | 2,246.76   | 1,004.20  | 66.76                           |
| 7,154                        | 209,739            | 265,860                         | 42,053        | 7,529                        | 216,278            | 2,146.03   | 1,160.08  | 74.62                           |
| 6,493                        | 210,181            | 271,186                         | 42,364        | 6,843                        | 221,979            | 1,971.67   | 1,179.19  | 77.30                           |
| 5,726                        | 203,698            | 261,973                         | 35,585        | 6,139                        | 220,249            | 1,672.88   | 1,135.14  | 80.72                           |
| 4,684                        | 199,740            | 269,340                         | 37,554        | 5,365                        | 226,421            | 1,607.25   | 1,163.91  | 79.72                           |
| 3,943                        | 194,801            | 260,356                         | 36,278        | 4,929                        | 219,149            | 1,499.01   | 1,122.54  | 79.49                           |
| 3,355                        | 192,788            | 262,058                         | 37,059        | 4,527                        | 220,472            | 1,363.78   | 1,126.14  | 83.98                           |
| 2,456                        | 195,910            | 255,310                         | 33,468        | 3,052                        | 218,790            | 1,280.66   | 1,093.65  | 86.57                           |
| 2,234                        | 202,058            | 261,603                         | 34,574        | 2,825                        | 224,204            | 1,308.77   | 1,117.79  | 86.03                           |
| 207                          | 17,599             | 21,593                          | 2,459         | 271                          | 18,863             | 104.60   | 92.25   | 90.83                           |
| 161                          | 16,979             | 21,018                          | 2,484         | 249                          | 18,285             | 103.37   | 89.77   | 88.82                           |
| 139                          | 15,968             | 20,744                          | 2,034         | 167                          | 18,543             | 98.26  | 88.57   | 85.24                           |
| 159                          | 16,025             | 21,395                          | 1,616         | 174                          | 19,605             | 99.70  | 91.32   | 81.07                           |
| <b>1,467</b>                 | <b>163,057</b>     | <b>205,009</b>                  | <b>27,279</b> | <b>1,853</b>                 | <b>175,877</b>     | <b>962.55</b>  | <b>874.19</b>   | <b>92.40</b>                    |
| 164                          | 16,855             | 18,772                          | 929           | 222                          | 17,621             | 97.66  | 80.10   | 82.04                           |
| 165                          | 19,127             | 32,429                          | 9,347         | 196                          | 22,886             | 128.38   | 138.33  | 108.80                          |
| 150                          | 18,257             | 21,222                          | 2,299         | 208                          | 18,715             | 105.97   | 90.51   | 91.14                           |
| 171                          | 17,779             | 21,143                          | 2,213         | 193                          | 18,737             | 102.98   | 90.16   | 91.01                           |
| 147                          | 17,663             | 21,438                          | 2,341         | 175                          | 18,922             | 103.66   | 91.40   | 90.08                           |
| 174                          | 17,861             | 21,684                          | 2,235         | 219                          | 19,230             | 104.52   | 92.43   | 88.85                           |
| 170                          | 18,212             | 22,450                          | 2,663         | 212                          | 19,575             | 106.48   | 95.69   | 90.73                           |
| 159                          | 18,893             | 23,452                          | 2,580         | 248                          | 20,624             | 107.70   | 99.95   | 92.31                           |
| 167                          | 18,410             | 22,419                          | 2,672         | 180                          | 19,567             | 105.10   | 95.53   | 92.24                           |
| 5.03                         | -2.56              | -4.40                           | 3.57          | -27.42                       | -5.13              | -2.60  | -4.42   | -0.08                           |
| -19.32                       | 4.61               | 3.83                            | 8.66          | -33.58                       | 3.73               | 0.49   | 3.29  | 1.41                            |

Source : National Police Agency, MOI.  
Note : Theft includes Larceny, Serious, Motor Vehicle and Motorcycle Theft.



表34. 警察機關受(處)理暴力犯罪

| 年 (月) 別<br>Year (Month)          | 發生件數(包括補報數) (件)<br>Offenses Known to the Police (Cases) |                          |   |   |  |                  | 破獲件數<br>Offenses |                          |
|----------------------------------|---|--------------------------|---|---|--|------------------|------------------|--------------------------|
|                                  | 合計<br>Total   | 重大恐<br>嚇取財<br>/Extortion | 擄人<br>勒贖<br>Kidnap-<br>ping for<br>Ransom | 強盜<br>搶奪<br>Robbery &<br>Forceful<br>Taking | 重傷害<br>及故意<br>殺人<br>Mayhem &<br>Murder | 強制<br>性交<br>Rape | 合計<br>Total      | 重大恐<br>嚇取財<br>/Extortion |
| 九十五年 2006                        | 12,226  | 24                       | 64  | 8,911                                       | 967                                    | 2,260            | 7,902            | 12                       |
| 九十六年 2007                        | 9,534   | 24                       | 38  | 6,059                                       | 926                                    | 2,487            | 7,154            | 28                       |
| 九十七年 2008                        | 8,117   | 10                       | 29  | 4,925                                       | 834                                    | 2,319            | 6,493            | 7                        |
| 九十八年 2009                        | 6,764   | 5                        | 18  | 3,799                                       | 869                                    | 2,073            | 5,726            | 4                        |
| 九十九年 2010                        | 5,312   | 9                        | 19  | 2,557                                       | 768                                    | 1,959            | 4,684            | 8                        |
| 一〇〇年 2011                        | 4,190   | 5                        | 10  | 1,661                                       | 714                                    | 1,800            | 3,943            | 6                        |
| 一〇一年 2012                        | 3,461   | 1                        | 11  | 1,275                                       | 659                                    | 1,515            | 3,355            | 1                        |
| 一〇二年 2013                        | 2,525   | —                        | 8   | 1,001                                       | 497                                    | 1,019            | 2,456            | —                        |
| 一〇三年 2014                        | 2,289   | —                        | 5   | 835   | 499                                    | 950              | 2,234            | —                        |
| 九 月 Sept.                        | 200   | —                        | 1   | 98  | 39                                     | 62               | 207              | —                        |
| 十 月 Oct.                         | 168   | —                        | 1   | 53  | 42                                     | 72               | 161              | —                        |
| 十一月 Nov.                         | 158   | —                        | 1   | 49  | 27                                     | 81               | 139              | —                        |
| 十二月 Dec.                         | 171   | —                        | —   | 51  | 33                                     | 87               | 159              | —                        |
| 一〇四年 2015                        | 1,404   | —                        | 5   | 530   | 323                                    | 546              | 1,467            | —                        |
| 一 月 Jan.                         | 164   | —                        | 1   | 54  | 35                                     | 74               | 164              | —                        |
| 二 月 Feb.                         | 112   | —                        | 1   | 45  | 28                                     | 38               | 165              | —                        |
| 三 月 Mar.                         | 153   | —                        | 1   | 65  | 32                                     | 55               | 150              | —                        |
| 四 月 Apr.                         | 170   | —                        | —   | 69  | 40                                     | 61               | 171              | —                        |
| 五 月 May                          | 159   | —                        | —   | 64  | 37                                     | 58               | 147              | —                        |
| 六 月 June                         | 170   | —                        | —   | 67  | 38                                     | 65               | 174              | —                        |
| 七 月 July                         | 156   | —                        | —   | 53  | 32                                     | 71               | 170              | —                        |
| 八 月 Aug.                         | 151   | —                        | —   | 55  | 34                                     | 62               | 159              | —                        |
| 九 月 Sept.                        | 169   | —                        | 2   | 58  | 47                                     | 62               | 167              | —                        |
| 較上月增減(%)<br>VS. with Last Month  | 11.92   | —                        | —   | 5.45  | 38.24                                  | 0.00             | 5.03             | —                        |
| 較上年同月增減(%)<br>VS. with Last Year | -15.50  | —                        | 100.00                                    | -40.82                                      | 20.51                                  | 0.00             | -19.32           | —                        |

資料來源：本部警政署。

說明：強制性交包括強制性交(單一嫌疑犯)、共同強制性交(嫌疑犯二人以上)及對幼性交。

TABLE 34. VIOLENT CRIME HANDLED BY POLICE ORGANIZATIONS

| (包括破積案) (件)<br>Cleared (Cases)            |   |  |                  | 嫌疑犯人數 (人)<br>Offenders (Persons) |                        |   |   |  |                  |
|---|---|--|------------------|----------------------------------|------------------------|---|---|--|------------------|
| 擄人<br>勒贖<br>Kidnap-<br>ping for<br>Ransom | 強盜<br>搶奪<br>Robbery &<br>Forceful<br>Taking | 重傷害<br>及故意<br>殺人<br>Mayhem &<br>Murder | 強制<br>性交<br>Rape | 合計<br>Total                      | 恐嚇<br>取財<br>/Extortion | 擄人<br>勒贖<br>Kidnap-<br>ping for<br>Ransom | 強盜<br>搶奪<br>Robbery &<br>Forceful<br>Taking | 重傷害<br>及故意<br>殺人<br>Mayhem &<br>Murder | 強制<br>性交<br>Rape |
| 61  | 4,791                                       | 919                                    | 2,119            | 7,978                            | 22                     | 240                                       | 3,731                                       | 1,802                                  | 2,183            |
| 40  | 3,794                                       | 890                                    | 2,402            | 7,529                            | 38                     | 176                                       | 3,305                                       | 1,605                                  | 2,405            |
| 29  | 3,373                                       | 819                                    | 2,265            | 6,843                            | 8                      | 97  | 2,995                                       | 1,421                                  | 2,322            |
| 18  | 2,856                                       | 850                                    | 1,998            | 6,139                            | 11                     | 82  | 2,486                                       | 1,504                                  | 2,056            |
| 18  | 2,026                                       | 764                                    | 1,868            | 5,365                            | 6                      | 74  | 1,911                                       | 1,452                                  | 1,922            |
| 11  | 1,433                                       | 707                                    | 1,786            | 4,929                            | 14                     | 58  | 1,539                                       | 1,472                                  | 1,846            |
| 11  | 1,207                                       | 656                                    | 1,480            | 4,527                            | 1                      | 45  | 1,346                                       | 1,512                                  | 1,623            |
| 6   | 947   | 497                                    | 1,006            | 3,052                            | —                      | 34  | 1,104                                       | 892                                    | 1,022            |
| 7   | 805   | 497                                    | 925              | 2,825                            | —                      | 16  | 884   | 968                                    | 957              |
| 1   | 103   | 37                                     | 66               | 271                              | —                      | 3   | 97  | 102                                    | 69               |
| 2   | 48  | 46                                     | 65               | 249                              | —                      | 3   | 61  | 119                                    | 66               |
| 1   | 49  | 28                                     | 61               | 167                              | —                      | 2   | 59  | 41                                     | 65               |
| —   | 42  | 32                                     | 85               | 174                              | —                      | —   | 37  | 48                                     | 89               |
| 5   | 554   | 332                                    | 576              | 1,853                            | —                      | 29  | 627   | 612                                    | 585              |
| 1   | 46  | 35                                     | 82               | 222                              | —                      | 11  | 55  | 74                                     | 82               |
| —   | 75  | 26                                     | 64               | 196                              | —                      | —   | 82  | 47                                     | 67               |
| 1   | 62  | 36                                     | 51               | 208                              | —                      | 1   | 72  | 85                                     | 50               |
| 1   | 74  | 43                                     | 53               | 193                              | —                      | 7   | 77  | 55                                     | 54               |
| —   | 56  | 34                                     | 57               | 175                              | —                      | —   | 63  | 56                                     | 56               |
| 1   | 74  | 37                                     | 62               | 219                              | —                      | 6   | 92  | 56                                     | 65               |
| —   | 54  | 35                                     | 81               | 212                              | —                      | —   | 62  | 69                                     | 81               |
| —   | 60  | 35                                     | 64               | 248                              | —                      | —   | 72  | 109                                    | 67               |
| 1   | 53  | 51                                     | 62               | 180                              | —                      | 4   | 52  | 61                                     | 63               |
| —   | -11.67                                      | 45.71                                  | -3.13            | -27.42                           | —                      | —   | -27.78                                      | -44.04                                 | -5.97            |
| 0.00                                      | -48.54                                      | 37.84                                  | -6.06            | -33.58                           | —                      | 33.33                                     | -46.39                                      | -40.20                                 | -8.70            |

Source : National Police Agency, MOI.

Note : Rape includes Joint Rape and Child Rape.

表35. 警察機關查獲少年嫌疑犯人數

單位：人

| 年 (月) 別<br>Year (Month)          | 總 計<br>(12-18歲<br>未滿)<br>Grand Total | 竊 盜<br>Larceny | 暴            |   |
|----------------------------------|--------------------------------------|----------------|--------------|---|
|                                  |                                      |                | 合 計<br>Total | 重大恐嚇取財<br>Serious<br>Intimidation<br>/Extortion |
| 九十五年 2006                        | 10,384                               | 4,689          | 1,155        | 1   |
| 九十六年 2007                        | 10,881                               | 4,285          | 872          | 2   |
| 九十七年 2008                        | 11,283                               | 3,940          | 845          | 1   |
| 九十八年 2009                        | 10,762                               | 3,882          | 829          | —   |
| 九十九年 2010                        | 11,102                               | 4,086          | 700          | —   |
| 一〇〇年 2011                        | 13,103                               | 4,053          | 752          | —   |
| 一〇一年 2012                        | 15,078                               | 4,368          | 863          | —   |
| 一〇二年 2013                        | 12,038                               | 3,385          | 474          | —   |
| 一〇三年 2014                        | 10,969                               | 3,155          | 399          | —   |
| 九 月 Sept.                        | 786                                  | 197            | 27           | —   |
| 十 月 Oct.                         | 751                                  | 201            | 32           | —   |
| 十一月 Nov.                         | 685                                  | 181            | 25           | —   |
| 十二月 Dec.                         | 635                                  | 106            | 20           | —   |
| <b>一〇四年 2015</b>                 | <b>8,970</b>                         | <b>2,242</b>   | <b>201</b>   | <b>—</b>  |
| 一 月 Jan.                         | 567                                  | 63             | 21           | —   |
| 二 月 Feb.                         | 1,509                                | 809            | 24           | —   |
| 三 月 Mar.                         | 807                                  | 176            | 25           | —   |
| 四 月 Apr.                         | 747                                  | 190            | 22           | —   |
| 五 月 May                          | 800                                  | 172            | 17           | —   |
| 六 月 June                         | 787                                  | 145            | 18           | —   |
| 七 月 July                         | 1,471                                | 244            | 30           | —   |
| 八 月 Aug.                         | 1,526                                | 253            | 27           | —   |
| 九 月 Sept.                        | 756                                  | 190            | 17           | —   |
| 較上月增減(%)<br>VS. with Last Month  | -50.46                               | -24.90         | -37.04       | —   |
| 較上年同月增減(%)<br>VS. with Last Year | -3.82                                | -3.55          | -37.04       | —   |

資料來源：本部警政署。  
說 明：竊盜包括重大、普通、汽車、機車竊盜；強制性交包括強制性交(單一嫌疑犯)、共同強制性交(二人以上嫌疑犯)及對幼性交。

TABLE 35. JUVENILE OFFENDERS HANDLED BY POLICE ORGANIZATIONS

Unit : Persons

| 力 犯 罪<br>Violent Crime           |                                      |                                    |              | 其他犯罪<br>Others | 少年嫌疑犯<br>占總嫌疑犯<br>比率(%)<br>Juvenile<br>Offenders<br>to the All |
|----------------------------------|--------------------------------------|------------------------------------|--------------|----------------|--|
| 擄人勒贖<br>Kidnapping<br>for Ransom | 強盜搶奪<br>Robbery &<br>Forceful Taking | 重傷害及<br>故意殺人<br>Mayhem &<br>Murder | 強制性交<br>Rape |                |  |
| 15                               | 449                                  | 312                                | 378          | 4,540          | 4.53   |
| 16                               | 286                                  | 226                                | 342          | 5,724          | 4.09   |
| 1                                | 274                                  | 171                                | 398          | 6,498          | 4.16   |
| 8                                | 255                                  | 192                                | 374          | 6,051          | 4.11   |
| 3                                | 158                                  | 177                                | 362          | 6,316          | 4.12   |
| 1                                | 111                                  | 268                                | 372          | 8,298          | 5.03   |
| 6                                | 165                                  | 326                                | 366          | 9,847          | 5.75   |
| —                                | 137                                  | 120                                | 217          | 8,179          | 4.72   |
| 1                                | 54                                   | 141                                | 203          | 7,415          | 4.19   |
| —                                | 2                                    | 14                                 | 11           | 562            | 3.64   |
| —                                | 3                                    | 14                                 | 15           | 518            | 3.57   |
| 1                                | 6                                    | 4                                  | 14           | 479            | 3.30   |
| —                                | —                                    | 4                                  | 16           | 509            | 2.97   |
| <b>1</b>                         | <b>28</b>                            | <b>60</b>                          | <b>112</b>   | <b>6,527</b>   | <b>4.38</b>  |
| 1                                | —                                    | 9                                  | 11           | 483            | 3.02   |
| —                                | 5                                    | 7                                  | 12           | 676            | 4.65   |
| —                                | 5                                    | 7                                  | 13           | 606            | 3.80   |
| —                                | 8                                    | 7                                  | 7            | 535            | 3.53   |
| —                                | 1                                    | 3                                  | 13           | 611            | 3.73   |
| —                                | 2                                    | 3                                  | 13           | 624            | 3.63   |
| —                                | 1                                    | 7                                  | 22           | 1,197          | 6.55   |
| —                                | 6                                    | 11                                 | 10           | 1,246          | 6.51   |
| —                                | —                                    | 6                                  | 11           | 549            | 3.37   |
| —                                | -100.00                              | -45.45                             | 10.00        | -55.94         | -3.13  |
| —                                | -100.00                              | -57.14                             | 0.00         | -2.31          | -0.27  |

Source : National Police Agency, MOI.  
Note : Theft includes Larceny, Serious, Motor Vehicle and Motorcycle Theft; Rape includes Joint Rape and Child Rape.

表36. 警察機關檢肅毒品統計

| 年 (月) 別<br>Year (Month)          | 違反毒品危害防制條例<br>Violation of the Narcotics<br>Endangerment Prevention Act |                                     | 毒品數量 (公斤)       |                |               |                |             |
|----------------------------------|---|-------------------------------------|-----------------|----------------|---------------|----------------|-------------|
|                                  | 發生<br>件數<br>Offenses<br>(Cases)   | 嫌疑犯<br>人數<br>Offenders<br>(Persons) | 合計<br>Total     | 第一級毒品          |               |                |             |
|                                  |   |                                     |                 | 小計<br>Subtotal | 海洛因<br>Heroin | 嗎啡<br>Morphine | 鴉片<br>Opium |
| 九十五年 2006                        | 45,405  | 47,257                              | 2,480.21        | 247.46         | 246.46        | 0.02           | 0.00        |
| 九十六年 2007                        | 52,835  | 53,681                              | 4,997.38        | 154.76         | 153.05        | 0.02           | 0.01        |
| 九十七年 2008                        | 52,457  | 52,762                              | 7,003.47        | 127.85         | 127.83        | 0.01           | 0.00        |
| 九十八年 2009                        | 44,913  | 47,400                              | 4,427.45        | 91.57          | 90.73         | 0.82           | 0.00        |
| 九十九年 2010                        | 48,318  | 51,078                              | 5,346.79        | 59.53          | 58.48         | 0.01           | 0.00        |
| 一〇〇年 2011                        | 45,999  | 48,875                              | 4,646.29        | 41.01          | 40.94         | 0.05           | 0.01        |
| 一〇一年 2012                        | 44,001  | 47,043                              | 2,960.90        | 159.43         | 159.05        | 0.02           | 0.08        |
| 一〇二年 2013                        | 40,130  | 43,268                              | 4,412.52        | 286.09         | 285.64        | 0.44           | 0.00        |
| 一〇三年 2014                        | 38,369  | 41,265                              | 6,712.48        | 123.53         | 123.38        | 0.15           | 0.00        |
| 九月 Sept.                         | 3,649   | 3,906                               | 740.34          | 6.12           | 6.12          | 0.00           | —           |
| 十月 Oct.                          | 3,276   | 3,489                               | 367.07          | 22.27          | 22.27         | 0.00           | 0.00        |
| 十一月 Nov.                         | 3,079   | 3,289                               | 139.33          | 9.87           | 9.87          | 0.00           | —           |
| 十二月 Dec.                         | 2,479   | 2,641                               | 1,256.62        | 5.47           | 5.39          | 0.07           | —           |
| <b>一〇四年 2015</b>                 | <b>36,677</b>   | <b>39,942</b>                       | <b>8,008.91</b> | <b>94.71</b>   | <b>94.47</b>  | <b>0.23</b>    | <b>0.00</b> |
| 一月 Jan.                          | 2,807   | 3,097                               | 497.44          | 7.67           | 7.67          | 0.00           | —           |
| 二月 Feb.                          | 3,557   | 3,867                               | 813.86          | 9.30           | 9.29          | 0.02           | 0.00        |
| 三月 Mar.                          | 3,840   | 4,145                               | 1,182.07        | 5.88           | 5.87          | 0.01           | —           |
| 四月 Apr.                          | 4,178   | 4,497                               | 640.22          | 4.10           | 4.10          | 0.00           | 0.00        |
| 五月 May                           | 4,185   | 4,568                               | 773.00          | 8.85           | 8.71          | 0.14           | 0.00        |
| 六月 June                          | 3,995   | 4,292                               | 664.73          | 35.02          | 35.01         | 0.01           | —           |
| 七月 July                          | 4,611   | 5,092                               | 2,485.72        | 4.49           | 4.47          | 0.01           | —           |
| 八月 Aug.                          | 5,196   | 5,689                               | 865.06          | 17.21          | 17.21         | 0.00           | —           |
| 九月 Sept.                         | 4,308   | 4,695                               | 86.80           | 2.18           | 2.14          | 0.04           | —           |
| 較上月增減(%)<br>VS. with Last Month  | -17.09  | -17.47                              | -89.97          | -87.34         | -87.57        | 2,288.55       | —           |
| 較上年同月增減(%)<br>VS. with Last Year | 18.06   | 20.20                               | -88.28          | -64.42         | -65.06        | 2,152.84       | —           |

資料來源：本部警政署。

說明：98年起，第三、四級毒品犯罪方法別新增「持有」。

TABLE 36. OFFENSES OF NARCOTIC DRUGS

| Ist Class<br>古柯鹼<br>及其他<br>Cocain &<br>Others | Narcotic Drugs (Kilogram) |                      |                 |                    |               |                 |                 | 第三級<br>(低含量可<br>待因、FM2<br>、K他命等)<br>3rd Class | 第四級<br>4th Class | 其他<br>(種子等)<br>Others |
|---|---------------------------|----------------------|-----------------|--------------------|---------------|-----------------|-----------------|---|------------------|-----------------------|
|   | 第二級毒品<br>2nd Class        |                      |                 |                    |               | 其他<br>Others    | 其他<br>Others    |   |                  |                       |
|   | 小計<br>Subtotal            | 罌粟<br>Opium<br>Poppy | 大麻<br>Marijuana | 安非他命<br>Amphetamin | 其他<br>Others  |                 |                 |   |                  |                       |
| 0.98  | 649.72                    | —                    | 44.37           | 504.90             | 100.45        | 857.26          | 669.12          | 56.65   |                  |                       |
| 1.69  | 261.00                    | —                    | 29.34           | 197.46             | 34.20         | 1,829.87        | 828.66          | 1,923.09                                      |                  |                       |
| 0.01  | 2,559.76                  | —                    | 18.67           | 2,528.00           | 13.09         | 2,187.64        | 2,128.13        | 0.09  |                  |                       |
| 0.02  | 1,744.95                  | —                    | 304.77          | 1,311.45           | 128.72        | 1,721.93        | 864.52          | 4.48  |                  |                       |
| 1.04  | 894.51                    | 0.00                 | 35.56           | 837.64             | 21.31         | 2,379.32        | 2,012.29        | 1.15  |                  |                       |
| 0.01  | 988.76                    | —                    | 9.19            | 926.17             | 53.40         | 2,783.62        | 832.70          | 0.20  |                  |                       |
| 0.28  | 505.77                    | —                    | 50.09           | 345.56             | 110.12        | 1,762.90        | 532.69          | 0.11  |                  |                       |
| —   | 1,158.52                  | —                    | 31.47           | 974.29             | 152.76        | 2,028.77        | 939.05          | 0.10  |                  |                       |
| 0.00  | 1,096.15                  | —                    | 29.85           | 662.78             | 403.52        | 3,266.23        | 2,226.16        | 0.40  |                  |                       |
| —   | 525.80                    | —                    | 10.99           | 178.13             | 336.69        | 75.67           | 132.74          | —   |                  |                       |
| —   | 57.73                     | —                    | 0.16            | 50.15              | 7.42          | 227.20          | 59.88           | —   |                  |                       |
| 0.00  | 38.79                     | —                    | 5.18            | 26.88              | 6.74          | 40.89           | 49.76           | 0.02  |                  |                       |
| 0.00  | 21.70                     | —                    | 0.38            | 13.61              | 7.71          | 179.08          | 1,050.38        | 0.00  |                  |                       |
| <b>0.00</b>                                   | <b>1,195.23</b>           | <b>—</b>             | <b>50.28</b>    | <b>1,019.65</b>    | <b>125.30</b> | <b>1,050.72</b> | <b>5,668.25</b> | <b>—</b>                                      |                  |                       |
| —   | 36.04                     | —                    | 0.27            | 17.54              | 18.23         | 453.68          | 0.05            | —   |                  |                       |
| 0.00  | 86.84                     | —                    | 11.46           | 61.15              | 14.23         | 56.27           | 661.45          | —   |                  |                       |
| —   | 61.74                     | —                    | 15.02           | 30.60              | 16.11         | 41.28           | 1,073.18        | —   |                  |                       |
| —   | 167.39                    | —                    | 12.55           | 139.34             | 15.50         | 137.40          | 331.33          | —   |                  |                       |
| —   | 120.64                    | —                    | 3.72            | 103.12             | 13.80         | 30.09           | 613.42          | —   |                  |                       |
| —   | 599.18                    | —                    | 0.18            | 587.47             | 11.53         | 30.47           | 0.06            | —   |                  |                       |
| 0.00  | 53.81                     | —                    | 0.16            | 33.89              | 19.76         | 47.75           | 2,379.68        | —   |                  |                       |
| —   | 34.61                     | —                    | 0.13            | 25.47              | 9.02          | 205.86          | 607.39          | —   |                  |                       |
| —   | 35.00                     | —                    | 6.81            | 21.08              | 7.11          | 47.92           | 1.70            | —   |                  |                       |
| —   | 1.13                      | —                    | 5,261.63        | -17.23             | -21.11        | -76.72          | -99.72          | —   |                  |                       |
| —   | -93.34                    | —                    | -38.03          | -88.17             | -97.89        | -36.67          | -98.72          | —   |                  |                       |

Source : National Police Agency, MOI.

Note : The criminal methods of the 3rd and 4th class narcotic drugs include "Possession" since 2009.

表37. 警察機關查獲槍砲、彈藥、刀械數量

| 年 (月) 別<br>Year (Month)          | 槍 枝 (枝) Firearms |                       |          |                        |                    |
|----------------------------------|------------------|-----------------------|----------|------------------------|--------------------|
|                                  | 合計<br>Total      | 制式槍枝<br>Standard Guns |          | 土製槍枝<br>Self-made Guns | 其他槍枝<br>Other Guns |
|                                  |                  | 中共槍枝<br>PRC-made Guns |          |                        |                    |
| 九十五年 2006                        | 2,788            | 870                   | 1        | 1,819                  | 99                 |
| 九十六年 2007                        | 2,295            | 678                   | 3        | 1,449                  | 168                |
| 九十七年 2008                        | 1,829            | 609                   | 4        | 1,183                  | 37                 |
| 九十八年 2009                        | 1,666            | 693                   | —        | 952                    | 21                 |
| 九十九年 2010                        | 1,504            | 525                   | 4        | 967                    | 12                 |
| 一〇〇年 2011                        | 1,538            | 405                   | 1        | 1,105                  | 28                 |
| 一〇一年 2012                        | 1,524            | 441                   | 3        | 1,057                  | 26                 |
| 一〇二年 2013                        | 1,507            | 434                   | 3        | 1,052                  | 21                 |
| 一〇三年 2014                        | 1,709            | 372                   | 3        | 1,290                  | 47                 |
| 九 月 Sept.                        | 163              | 38                    | 1        | 121                    | 4                  |
| 十 月 Oct.                         | 129              | 28                    | —        | 98                     | 3                  |
| 十一月 Nov.                         | 85               | 19                    | —        | 65                     | 1                  |
| 十二月 Dec.                         | 54               | 14                    | —        | 39                     | 1                  |
| <b>一〇四年 2015</b>                 | <b>1,306</b>     | <b>288</b>            | <b>1</b> | <b>994</b>             | <b>24</b>          |
| 一 月 Jan.                         | 23               | 8                     | —        | 14                     | 1                  |
| 二 月 Feb.                         | 475              | 93                    | —        | 374                    | 8                  |
| 三 月 Mar.                         | 63               | 11                    | —        | 50                     | 2                  |
| 四 月 Apr.                         | 159              | 53                    | —        | 101                    | 5                  |
| 五 月 May                          | 111              | 21                    | —        | 89                     | 1                  |
| 六 月 June                         | 118              | 22                    | 1        | 92                     | 4                  |
| 七 月 July                         | 123              | 39                    | —        | 83                     | 1                  |
| 八 月 Aug.                         | 129              | 18                    | —        | 109                    | 2                  |
| 九 月 Sept.                        | 105              | 23                    | —        | 82                     | —                  |
| 較上月增減(%)<br>VS. with Last Month  | -18.60           | 27.78                 | —        | -24.77                 | -100.00            |
| 較上年同月增減(%)<br>VS. with Last Year | -35.58           | -39.47                | -100.00  | -32.23                 | -100.00            |

資料來源：本部警政署。

TABLE 37. ILLEGAL FIREARMS, AMMUNITION AND KNIVES CAPTURED BY POLICE ORGANIZATIONS

| 年 (月) 別<br>Year (Month)          | 彈 類 (顆) Ammunition |                            |                 |                         |                | 刀 械 (把)<br>Knives |
|----------------------------------|--------------------|----------------------------|-----------------|-------------------------|----------------|-------------------|
|                                  | 合計<br>Total        | 子彈<br>Cartridges & Bullets | 手榴彈<br>Grenades | 土製炸彈<br>Self-made Bombs | 其他彈類<br>Others |                   |
|                                  |                    |                            |                 |                         |                |                   |
| 33,498                           | 24,117             | 11                         | 60              | 9,310                   | 330            |                   |
| 14,867                           | 9,299              | 8                          | 42              | 5,518                   | 252            |                   |
| 42,215                           | 32,088             | 3                          | 50              | 10,074                  | 224            |                   |
| 30,822                           | 25,167             | 5                          | 95              | 5,555                   | 209            |                   |
| 13,457                           | 5,151              | 6                          | 62              | 8,238                   | 211            |                   |
| 16,210                           | 7,895              | 2                          | 27              | 8,286                   | 342            |                   |
| 17,390                           | 7,813              | 4                          | 49              | 9,524                   | 403            |                   |
| 19,382                           | 8,334              | 12                         | 34              | 11,002                  | 465            |                   |
| 九 月 Sept.                        | 1,002              | 415                        | —               | 1                       | 586            | 29                |
| 十 月 Oct.                         | 1,535              | 459                        | 1               | 3                       | 1,072          | 82                |
| 十一月 Nov.                         | 962                | 253                        | 4               | —                       | 705            | 19                |
| 十二月 Dec.                         | 573                | 201                        | —               | —                       | 372            | 21                |
| <b>一〇四年 2015</b>                 | <b>15,280</b>      | <b>4,539</b>               | <b>2</b>        | <b>64</b>               | <b>10,675</b>  | <b>251</b>        |
| 一 月 Jan.                         | 358                | 51                         | —               | —                       | 307            | 36                |
| 二 月 Feb.                         | 6,671              | 2,256                      | 2               | 19                      | 4,394          | 15                |
| 三 月 Mar.                         | 535                | 138                        | —               | 15                      | 382            | 17                |
| 四 月 Apr.                         | 1,935              | 350                        | —               | 11                      | 1,574          | 31                |
| 五 月 May                          | 1,346              | 557                        | —               | 5                       | 784            | 19                |
| 六 月 June                         | 1,082              | 257                        | —               | 5                       | 820            | 26                |
| 七 月 July                         | 1,273              | 298                        | —               | 6                       | 969            | 23                |
| 八 月 Aug.                         | 1,158              | 389                        | —               | 1                       | 768            | 45                |
| 九 月 Sept.                        | 922                | 243                        | —               | 2                       | 677            | 39                |
| 較上月增減(%)<br>VS. with Last Month  | -20.38             | -37.53                     | —               | 100.00                  | -11.85         | -13.33            |
| 較上年同月增減(%)<br>VS. with Last Year | -7.98              | -41.45                     | —               | 100.00                  | 15.53          | 34.48             |

Source : National Police Agency, MOI.

表38. 警察機關處理違反社會秩序維護法案件

| 年 (月) 別<br>Year (Month)          | 總計<br>Grand Total |               | 妨害安寧秩序<br>Disturbance of the Peace |               |
|----------------------------------|-------------------|---------------|------------------------------------|---------------|
|                                  | 件數<br>Cases       | 人數<br>Persons | 件數<br>Cases                        | 人數<br>Persons |
| 九十五年 2006                        | 10,632            | 14,805        | 4,899                              | 5,169         |
| 九十六年 2007                        | 10,014            | 14,605        | 4,416                              | 4,579         |
| 九十七年 2008                        | 10,966            | 14,902        | 4,545                              | 4,736         |
| 九十八年 2009                        | 8,257             | 11,880        | 3,467                              | 3,684         |
| 九十九年 2010                        | 7,325             | 11,178        | 3,552                              | 3,741         |
| 一〇〇年 2011                        | 6,382             | 10,567        | 3,458                              | 3,678         |
| 一〇一年 2012                        | 7,476             | 12,756        | 3,798                              | 3,914         |
| 一〇二年 2013                        | 7,329             | 14,057        | 3,085                              | 3,390         |
| 一〇三年 2014                        | 6,325             | 13,051        | 2,591                              | 2,754         |
| 九月 Sept.                         | 424               | 934           | 164                                | 176           |
| 十月 Oct.                          | 373               | 1,044         | 117                                | 138           |
| 十一月 Nov.                         | 312               | 754           | 102                                | 120           |
| 十二月 Dec.                         | 267               | 794           | 57                                 | 59            |
| <b>一〇四年 2015</b>                 | <b>3,484</b>      | <b>9,701</b>  | <b>810</b>                         | <b>1,033</b>  |
| 一月 Jan.                          | 285               | 800           | 52                                 | 58            |
| 二月 Feb.                          | 633               | 2,079         | 198                                | 254           |
| 三月 Mar.                          | 610               | 1,344         | 140                                | 197           |
| 四月 Apr.                          | 303               | 907           | 70                                 | 76            |
| 五月 May                           | 305               | 762           | 41                                 | 61            |
| 六月 June                          | 324               | 811           | 57                                 | 91            |
| 七月 July                          | 291               | 988           | 67                                 | 71            |
| 八月 Aug.                          | 392               | 1,020         | 108                                | 116           |
| 九月 Sept.                         | 341               | 990           | 77                                 | 109           |
| 較上月增減(%)<br>VS. with Last Month  | -13.01            | -2.94         | -28.70                             | -6.03         |
| 較上年同月增減(%)<br>VS. with Last Year | -19.58            | 6.00          | -53.05                             | -38.07        |

資料來源：本部警政署。

TABLE 38. VIOLATION OF THE LAW FOR MAINTAINING SOCIAL ORDER

| 妨害善良風俗<br>Violation of Moral Order |               | 妨害公務<br>Interference with Legal Activities |               | 妨害他人身體及財產<br>Interference with Other's Body or Property |               |
|------------------------------------|---------------|--|---------------|---|---------------|
| 件數<br>Cases                        | 人數<br>Persons | 件數<br>Cases                                | 人數<br>Persons | 件數<br>Cases   | 人數<br>Persons |
| 5,630                              | 9,491         | 26   | 36            | 77  | 109           |
| 5,527                              | 9,910         | 9  | 13            | 62  | 103           |
| 6,354                              | 10,065        | 21   | 22            | 46  | 79            |
| 4,720                              | 8,105         | 23   | 23            | 47  | 68            |
| 3,639                              | 7,264         | 37   | 39            | 97  | 134           |
| 2,792                              | 6,657         | 40   | 73            | 92  | 159           |
| 3,532                              | 8,638         | 30   | 36            | 116   | 168           |
| 4,119                              | 10,401        | 24   | 28            | 101   | 238           |
| 3,582                              | 10,030        | 20   | 22            | 132   | 245           |
| 249                                | 736           | 1  | 1             | 10  | 21            |
| 248                                | 886           | —  | —             | 8   | 20            |
| 197                                | 614           | —  | —             | 13  | 20            |
| 187                                | 687           | —  | —             | 23  | 48            |
| <b>2,510</b>                       | <b>8,307</b>  | <b>40</b>                                  | <b>90</b>     | <b>124</b>  | <b>271</b>    |
| 220                                | 716           | 1  | 1             | 12  | 25            |
| 416                                | 1,789         | 5  | 7             | 14  | 29            |
| 452                                | 1,128         | 3  | 3             | 15  | 16            |
| 224                                | 799           | —  | —             | 9   | 32            |
| 253                                | 671           | 2  | 4             | 9   | 26            |
| 235                                | 658           | 22   | 37            | 10  | 25            |
| 202                                | 831           | 5  | 36            | 17  | 50            |
| 260                                | 874           | —  | —             | 24  | 30            |
| 248                                | 841           | 2  | 2             | 14  | 38            |
| -4.62                              | -3.78         | —  | —             | -41.67  | 26.67         |
| -0.40                              | 14.27         | 100.00                                     | 100.00        | 40.00   | 80.95         |

Source : National Police Agency, MOI.

表39. 機動車輛數、道路交通事故原因及損傷

| 年 (月) 別<br>Year (Month)          | 機動車輛數 (輛)(年、月底)<br>Registered Motor Vehicles |                              |                    | 道 路                         |   |              |                      |
|----------------------------------|--|------------------------------|--------------------|-----------------------------|---|--------------|----------------------|
|                                  | 合 計<br>Total                                 | 汽 車<br>(不含軍車)<br>Automobiles | 機 車<br>Motorcycles | 肇 事<br>總件數<br>(Total Cases) | 肇事率<br>(件/萬輛)<br>Rate<br>(Cases/<br>10,000V.) | A1<br>Fatal  |                      |
|                                  |  |                              |                    |                             |   | 件 數<br>Cases | 死 亡<br>(人)<br>Deaths |
| 九十五年 2006                        | 20,307,197                                   | 6,750,169                    | 13,557,028         | 160,897                     | 80.11   | 2,999        | 3,140                |
| 九十六年 2007                        | 20,711,754                                   | 6,768,281                    | 13,943,473         | 163,971                     | 79.95   | 2,463        | 2,573                |
| 九十七年 2008                        | 21,092,358                                   | 6,726,916                    | 14,365,442         | 170,127                     | 81.39   | 2,150        | 2,224                |
| 九十八年 2009                        | 21,374,175                                   | 6,769,845                    | 14,604,330         | 184,749                     | 87.01   | 2,016        | 2,092                |
| 九十九年 2010                        | 21,721,447                                   | 6,876,515                    | 14,844,932         | 219,651                     | 101.94  | 1,973        | 2,047                |
| 一〇〇年 2011                        | 22,226,684                                   | 7,053,082                    | 15,173,602         | 235,776                     | 107.30  | 2,037        | 2,117                |
| 一〇一年 2012                        | 22,346,398                                   | 7,206,770                    | 15,139,628         | 249,465                     | 111.94  | 1,964        | 2,040                |
| 一〇二年 2013                        | 21,562,645                                   | 7,367,522                    | 14,195,123         | 278,388                     | 126.80  | 1,867        | 1,928                |
| 一〇三年 2014                        | 21,290,313                                   | 7,554,319                    | 13,735,994         | 307,842                     | 143.67  | 1,770        | 1,819                |
| 九 月 Sept.                        | 21,310,919                                   | 7,502,129                    | 13,808,790         | 25,626                      | 12.03   | 134          | 138                  |
| 十 月 Oct.                         | 21,332,118                                   | 7,517,904                    | 13,814,214         | 27,448                      | 12.87   | 155          | 160                  |
| 十一月 Nov.                         | 21,339,039                                   | 7,536,322                    | 13,802,717         | 26,901                      | 12.61   | 139          | 145                  |
| 十二月 Dec.                         | 21,290,313                                   | 7,554,319                    | 13,735,994         | 29,869                      | 14.01   | 173          | 182                  |
| <b>一〇四年 2015</b>                 | <b>21,378,820</b>                            | <b>7,685,664</b>             | <b>13,693,156</b>  | <b>218,208</b>              | <b>102.28</b>                                 | <b>1,195</b> | <b>1,242</b>         |
| 一 月 Jan.                         | 21,307,420                                   | 7,580,535                    | 13,726,885         | 26,392                      | 12.39   | 139          | 144                  |
| 二 月 Feb.                         | 21,314,468                                   | 7,590,182                    | 13,724,286         | 20,863                      | 9.79  | 120          | 123                  |
| 三 月 Mar.                         | 21,319,377                                   | 7,599,347                    | 13,720,030         | 23,468                      | 11.01   | 149          | 153                  |
| 四 月 Apr.                         | 21,338,537                                   | 7,609,531                    | 13,729,006         | 23,343                      | 10.94   | 128          | 135                  |
| 五 月 May                          | 21,355,257                                   | 7,626,383                    | 13,728,874         | 23,421                      | 10.97   | 132          | 135                  |
| 六 月 June                         | 21,355,328                                   | 7,647,372                    | 13,707,956         | 24,824                      | 11.62   | 124          | 128                  |
| 七 月 July                         | 21,340,803                                   | 7,671,139                    | 13,669,664         | 23,629                      | 11.07   | 129          | 141                  |
| 八 月 Aug.                         | 21,343,952                                   | 7,676,814                    | 13,667,138         | 23,446                      | 10.99   | 146          | 152                  |
| 九 月 Sept.                        | 21,378,820                                   | 7,685,664                    | 13,693,156         | 28,822                      | 13.49   | 128          | 131                  |
| 較上月增減(%)<br>VS. with Last Month  | 0.16   | 0.12                         | 0.19               | 22.93                       | 2.51  | -12.33       | -13.82               |
| 較上年同月增減(%)<br>VS. with Last Year | 0.32   | 2.45                         | -0.84              | 12.47                       | 1.46  | -4.48        | -5.07                |

資料來源：本部警政署。  
說 明：A1類係指造成當場或24小時內死亡之事故；A2類指造成人員受傷或超過24小時死亡之事故。

TABLE 39. REGISTERED MOTOR VEHICLES AND ROAD TRAFFIC ACCIDENTS

| 交 通 事 故<br>Cases of Road Traffic Accidents |                            |                |  |                               |                 |                             |                               |               |
|--|----------------------------|----------------|--|-------------------------------|-----------------|-----------------------------|-------------------------------|---------------|
| 類<br>Cases                                 | A2 類<br>Injured-only Cases |                | 肇 事 原 因 (件) (A1類)<br>Causes of Traffic Accidents (Cases) (Fatal Cases) |                               |                 |                             |                               |               |
|  | 受 傷 (人)<br>Injuries        | 件 數<br>Cases   | 受 傷 (人)<br>Injuries  | 汽 (機、慢)<br>車 駕 駛 人<br>Drivers | 機 件<br>Machines | 行 人<br>(或 乘 客)<br>Passer-by | 交 通 管 制<br>(設 施)<br>Equipment | 其 他<br>Others |
|  | 1,301                      | 157,898        | 209,875  | 2,891                         | 7               | 93                          | 4                             | 4             |
|  | 1,006                      | 161,508        | 215,921  | 2,368                         | 13              | 79                          | 3                             | —             |
|  | 983                        | 167,977        | 226,440  | 2,077                         | 16              | 54                          | 2                             | 1             |
|  | 893                        | 182,733        | 246,101  | 1,928                         | 13              | 72                          | —                             | 3             |
|  | 774                        | 217,678        | 292,990  | 1,896                         | 14              | 63                          | —                             | —             |
|  | 858                        | 233,739        | 314,343  | 1,941                         | 11              | 79                          | 3                             | 3             |
|  | 862                        | 247,501        | 333,220  | 1,866                         | 15              | 83                          | —                             | —             |
|  | 776                        | 276,521        | 372,792  | 1,783                         | 12              | 69                          | 2                             | 1             |
|  | 793                        | 306,072        | 412,436  | 1,658                         | 17              | 92                          | 1                             | 2             |
|  | 45                         | 25,492         | 34,443   | 126                           | —               | 7                           | —                             | 1             |
|  | 66                         | 27,293         | 37,266   | 139                           | —               | 16                          | —                             | —             |
|  | 48                         | 26,762         | 36,711   | 125                           | 2               | 11                          | 1                             | —             |
|  | 82                         | 29,696         | 39,642   | 167                           | —               | 5                           | —                             | 1             |
|  | <b>537</b>                 | <b>217,013</b> | <b>288,759</b>   | <b>1,126</b>                  | <b>11</b>       | <b>56</b>                   | <b>1</b>                      | <b>1</b>      |
|  | 59                         | 26,253         | 34,958   | 133                           | 1               | 5                           | —                             | —             |
|  | 47                         | 20,743         | 27,648   | 110                           | —               | 10                          | —                             | —             |
|  | 52                         | 23,319         | 31,191   | 141                           | 1               | 6                           | —                             | 1             |
|  | 39                         | 23,215         | 31,149   | 117                           | 1               | 10                          | —                             | —             |
|  | 69                         | 23,289         | 30,788   | 125                           | 2               | 5                           | —                             | —             |
|  | 63                         | 24,700         | 33,068   | 119                           | 1               | 3                           | 1                             | —             |
|  | 61                         | 23,500         | 31,265   | 119                           | 4               | 6                           | —                             | —             |
|  | 93                         | 23,300         | 30,707   | 139                           | 1               | 6                           | —                             | —             |
|  | 54                         | 28,694         | 37,985   | 123                           | —               | 5                           | —                             | —             |
|  | -41.94                     | 23.15          | 23.70  | -11.51                        | -100.00         | -16.67                      | —                             | —             |
|  | 20.00                      | 12.56          | 10.28  | -2.38                         | —               | -28.57                      | —                             | -100.00       |

Source : National Police Agency, MOI.

Note : A1 refers to fatal cases on the moment or within 24 hours; A2 refers to injured cases or fatal cases over 24 hours.

表40. 道路交通事故按車種及道路類別分

單位：件

| 年 (月) 別<br>Year (Month)          | A1類(當場及24小時內死亡)事故按車種別 |                   |                    |            |   |  |                                      |                   |
|----------------------------------|-----------------------|-------------------|--------------------|------------|---|--|--------------------------------------|-------------------|
|                                  | 合計<br>Total           | 大貨車<br>Semi-Truck | 小貨車<br>Small Truck | 大客車<br>Bus | 營業小客車<br>Business Small Passenger Vehicle | 自用小客車<br>Private Small Passenger Vehicle | 特種車<br>Specially Constructed Vehicle | 機車<br>Motor-Cycle |
| 九十五年 2006                        | 2,999                 | 298               | 295                | 43         | 28  | 861                                      | 4                                    | 1,213             |
| 九十六年 2007                        | 2,463                 | 230               | 276                | 48         | 20  | 662                                      | 5                                    | 1,019             |
| 九十七年 2008                        | 2,150                 | 199               | 211                | 40         | 15  | 579                                      | 3                                    | 949               |
| 九十八年 2009                        | 2,016                 | 164               | 219                | 37         | 28  | 515                                      | 4                                    | 882               |
| 九十九年 2010                        | 1,973                 | 209               | 191                | 26         | 25  | 489                                      | 6                                    | 896               |
| 一〇〇年 2011                        | 2,037                 | 187               | 201                | 22         | 35  | 474                                      | 5                                    | 956               |
| 一〇一年 2012                        | 1,964                 | 174               | 186                | 29         | 21  | 469                                      | 3                                    | 925               |
| 一〇二年 2013                        | 1,867                 | 186               | 178                | 29         | 28  | 456                                      | 4                                    | 840               |
| 一〇三年 2014                        | 1,770                 | 160               | 189                | 29         | 37  | 404                                      | 4                                    | 781               |
| 九月 Sept.                         | 134                   | 11                | 15                 | 1          | 2   | 25                                       | 1                                    | 65                |
| 十月 Oct.                          | 155                   | 16                | 14                 | 5          | 3   | 32                                       | —                                    | 65                |
| 十一月 Nov.                         | 139                   | 10                | 16                 | 3          | 6   | 32                                       | —                                    | 59                |
| 十二月 Dec.                         | 173                   | 7                 | 22                 | 3          | 5   | 39                                       | 1                                    | 78                |
| <b>一〇四年 2015</b>                 | <b>1,195</b>          | <b>101</b>        | <b>132</b>         | <b>12</b>  | <b>28</b>                                 | <b>311</b>                               | <b>1</b>                             | <b>496</b>        |
| 一月 Jan.                          | 139                   | 9                 | 11                 | —          | 5   | 41                                       | —                                    | 61                |
| 二月 Feb.                          | 120                   | 7                 | 16                 | 1          | 1   | 28                                       | —                                    | 48                |
| 三月 Mar.                          | 149                   | 16                | 14                 | 2          | 2   | 42                                       | —                                    | 61                |
| 四月 Apr.                          | 128                   | 13                | 10                 | 1          | 4   | 37                                       | —                                    | 48                |
| 五月 May                           | 132                   | 11                | 17                 | 3          | 1   | 30                                       | —                                    | 58                |
| 六月 June                          | 124                   | 9                 | 18                 | 1          | 3   | 28                                       | 1                                    | 55                |
| 七月 July                          | 129                   | 16                | 21                 | 1          | 5   | 28                                       | —                                    | 46                |
| 八月 Aug.                          | 146                   | 10                | 14                 | 2          | 4   | 39                                       | —                                    | 64                |
| 九月 Sept.                         | 128                   | 10                | 11                 | 1          | 3   | 38                                       | —                                    | 55                |
| 較上月增減(%)<br>VS. with Last Month  | -12.33                | 0.00              | -21.43             | -50.00     | -25.00                                    | -2.56                                    | —                                    | -14.06            |
| 較上年同月增減(%)<br>VS. with Last Year | -4.48                 | -9.09             | -26.67             | 0.00       | 50.00                                     | 52.00                                    | -100.00                              | -15.38            |

資料來源：本部警政署。

TABLE 40. ROAD TRAFFIC ACCIDENTS BY TYPES OF VEHICLE AND ROAD

Unit : Cases

| By Vehicle     |              | A1類(當場及24小時內死亡)事故按道路類別 |                        |                          |                                       |                    |                         |                          |              | By Road |  |
|----------------|--------------|------------------------|------------------------|--------------------------|---------------------------------------|--------------------|-------------------------|--------------------------|--------------|---------|--|
| 自行車<br>Bicycle | 其他<br>Others | 合計<br>Total            | 國道<br>National Highway | 省道<br>Provincial Highway | 縣鄉道<br>County Highway & District Road | 市區道路<br>Urban Road | 村里道<br>Road of Villages | 專用道<br>Exclusive Highway | 其他<br>Others |         |  |
| —              | 257          | 2,999                  | 111                    | 612                      | 685                                   | 826                | 655                     | 25                       | 85           |         |  |
| —              | 203          | 2,463                  | 100                    | 495                      | 544                                   | 702                | 533                     | 23                       | 66           |         |  |
| —              | 154          | 2,150                  | 88                     | 399                      | 537                                   | 593                | 469                     | 10                       | 54           |         |  |
| —              | 167          | 2,016                  | 64                     | 393                      | 460                                   | 588                | 450                     | 5                        | 56           |         |  |
| —              | 131          | 1,973                  | 67                     | 366                      | 433                                   | 592                | 445                     | 14                       | 56           |         |  |
| 44             | 113          | 2,037                  | 61                     | 297                      | 312                                   | 940                | 376                     | 7                        | 44           |         |  |
| 57             | 100          | 1,964                  | 57                     | 257                      | 290                                   | 946                | 359                     | 13                       | 42           |         |  |
| 62             | 84           | 1,867                  | 65                     | 235                      | 245                                   | 911                | 356                     | 9                        | 46           |         |  |
| 53             | 113          | 1,770                  | 59                     | 214                      | 224                                   | 873                | 350                     | 11                       | 39           |         |  |
| 3              | 11           | 134                    | 3                      | 16                       | 17                                    | 74                 | 23                      | —                        | 1            |         |  |
| 2              | 18           | 155                    | 6                      | 13                       | 22                                    | 73                 | 36                      | 2                        | 3            |         |  |
| —              | 13           | 139                    | 3                      | 21                       | 21                                    | 58                 | 30                      | 1                        | 5            |         |  |
| 11             | 7            | 173                    | 4                      | 16                       | 24                                    | 85                 | 42                      | —                        | 2            |         |  |
| <b>41</b>      | <b>73</b>    | <b>1,195</b>           | <b>59</b>              | <b>155</b>               | <b>148</b>                            | <b>574</b>         | <b>212</b>              | <b>3</b>                 | <b>44</b>    |         |  |
| 4              | 8            | 139                    | 4                      | 14                       | 23                                    | 73                 | 18                      | 1                        | 6            |         |  |
| 9              | 10           | 120                    | 6                      | 12                       | 20                                    | 57                 | 21                      | —                        | 4            |         |  |
| 3              | 9            | 149                    | 6                      | 19                       | 16                                    | 71                 | 32                      | 1                        | 4            |         |  |
| 4              | 11           | 128                    | 6                      | 18                       | 22                                    | 57                 | 21                      | —                        | 4            |         |  |
| 6              | 6            | 132                    | 9                      | 15                       | 16                                    | 61                 | 24                      | 1                        | 6            |         |  |
| 5              | 4            | 124                    | 5                      | 18                       | 14                                    | 55                 | 29                      | —                        | 3            |         |  |
| 4              | 8            | 129                    | 10                     | 17                       | 8                                     | 66                 | 21                      | —                        | 7            |         |  |
| 4              | 9            | 146                    | 8                      | 23                       | 14                                    | 71                 | 24                      | —                        | 6            |         |  |
| 2              | 8            | 128                    | 5                      | 19                       | 15                                    | 63                 | 22                      | —                        | 4            |         |  |
| -50.00         | -11.11       | -12.33                 | -37.50                 | -17.39                   | 7.14                                  | -11.27             | -8.33                   | —                        | -33.33       |         |  |
| -33.33         | -27.27       | -4.48                  | 66.67                  | 18.75                    | -11.76                                | -14.86             | -4.35                   | —                        | 300.00       |         |  |

Source : National Police Agency, MOI.

表41. 警察機關處理集會遊行發生數

單位：件

| 年 (月) 別<br>Year (Month)          | 總件數<br>Total Cases | 類別 By Classification |              |                         | 是否申請 By Applications |                   |                    |
|----------------------------------|--------------------|----------------------|--------------|-------------------------|----------------------|-------------------|--------------------|
|                                  |                    | 室外 Outdoor           |              | 室內集會<br>Indoor Assembly | 申請 Applied           |                   | 未申請<br>Not Applied |
|                                  |                    | 集會<br>Assembly       | 遊行<br>Parade |                         | 准<br>Allowed         | 不准<br>Not Allowed |                    |
| 九十五年 2006                        | 4,407              | 3,239                | 970          | 198                     | 3,898                | 9                 | 500                |
| 九十六年 2007                        | 2,997              | 2,337                | 568          | 92                      | 2,613                | 17                | 367                |
| 九十七年 2008                        | 3,636              | 2,110                | 1,427        | 99                      | 3,194                | 11                | 431                |
| 九十八年 2009                        | 6,305              | 4,117                | 2,088        | 100                     | 5,579                | 15                | 711                |
| 九十九年 2010                        | 9,267              | 7,173                | 2,094        | —                       | 8,568                | 12                | 687                |
| 一〇〇年 2011                        | 5,298              | 4,289                | 1,009        | —                       | 4,405                | 8                 | 885                |
| 一〇一年 2012                        | 3,728              | 2,720                | 1,008        | —                       | 2,645                | 45                | 1,038              |
| 一〇二年 2013                        | 2,365              | 2,013                | 352          | —                       | 1,370                | 22                | 973                |
| 一〇三年 2014                        | 14,751             | 10,334               | 4,417        | —                       | 12,335               | 7                 | 2,409              |
| 九月 Sept.                         | 549                | 462                  | 87           | —                       | 441                  | —                 | 108                |
| 十月 Oct.                          | 2,568              | 2,190                | 378          | —                       | 2,405                | —                 | 163                |
| 十一月 Nov.                         | 9,761              | 6,262                | 3,499        | —                       | 8,528                | 3                 | 1,230              |
| 十二月 Dec.                         | 149                | 103                  | 46           | —                       | 69                   | —                 | 80                 |
| <b>一〇四年 2015</b>                 | <b>2,166</b>       | <b>1,752</b>         | <b>414</b>   | <b>—</b>                | <b>1,318</b>         | <b>7</b>          | <b>841</b>         |
| 一月 Jan.                          | 223                | 171                  | 52           | —                       | 166                  | —                 | 57                 |
| 二月 Feb.                          | 135                | 73                   | 62           | —                       | 99                   | —                 | 36                 |
| 三月 Mar.                          | 206                | 160                  | 46           | —                       | 92                   | 4                 | 110                |
| 四月 Apr.                          | 163                | 131                  | 32           | —                       | 59                   | 1                 | 103                |
| 五月 May                           | 223                | 181                  | 42           | —                       | 120                  | 1                 | 102                |
| 六月 June                          | 308                | 261                  | 47           | —                       | 179                  | 1                 | 128                |
| 七月 July                          | 308                | 268                  | 40           | —                       | 206                  | —                 | 102                |
| 八月 Aug.                          | 289                | 246                  | 43           | —                       | 205                  | —                 | 84                 |
| 九月 Sept.                         | 311                | 261                  | 50           | —                       | 192                  | —                 | 119                |
| 較上月增減(%)<br>VS. with Last Month  | 7.61               | 6.10                 | 16.28        | —                       | -6.34                | —                 | 41.67              |
| 較上年同月增減(%)<br>VS. with Last Year | -43.35             | -43.51               | -42.53       | —                       | -56.46               | —                 | 10.19              |

資料來源：本部警政署。

說明：99年起本表不含無需申請許可之室內集會。

TABLE 41. ASSEMBLY AND PARADE HANDLED BY POLICE ORGANIZATIONS

Unit : Cases

| 活動性質 By Rally    |                 |                 |                                  |              | 使用警力<br>(人次)<br>Times of<br>Policemen<br>(Person-times) |
|------------------|-----------------|-----------------|----------------------------------|--------------|---|
| 政治性<br>Political | 社會性<br>Societal | 經濟性<br>Economic | 涉外性<br>For National<br>Interests | 其他<br>Others |   |
| 3,557            | 599             | 112             | 4                                | 135          | 309,047   |
| 2,398            | 451             | 94              | 15                               | 39           | 184,482   |
| 2,946            | 534             | 98              | 16                               | 42           | 289,336   |
| 5,540            | 627             | 96              | 10                               | 32           | 348,921   |
| 8,358            | 669             | 103             | 9                                | 128          | 372,841   |
| 4,271            | 646             | 150             | 13                               | 218          | 282,616   |
| 2,756            | 746             | 89              | 9                                | 128          | 229,481   |
| 1,392            | 765             | 88              | 3                                | 117          | 153,536   |
| 13,775           | 702             | 105             | 4                                | 165          | 646,449   |
| 481              | 51              | 7               | —                                | 10           | 22,547  |
| 2,480            | 52              | 8               | —                                | 28           | 93,052  |
| 9,668            | 50              | 4               | —                                | 39           | 296,489   |
| 108              | 36              | 3               | —                                | 2            | 7,237   |
| <b>1,360</b>     | <b>651</b>      | <b>52</b>       | <b>4</b>                         | <b>99</b>    | <b>88,420</b>   |
| 181              | 36              | 3               | —                                | 3            | 10,327  |
| 103              | 30              | —               | —                                | 2            | 6,620   |
| 137              | 52              | 7               | —                                | 10           | 17,818  |
| 98               | 55              | 2               | —                                | 8            | 7,659   |
| 148              | 63              | 4               | —                                | 8            | 9,197   |
| 199              | 94              | 6               | 1                                | 8            | 8,167   |
| 157              | 128             | 8               | 3                                | 12           | 10,019  |
| 149              | 103             | 14              | —                                | 23           | 9,944   |
| 188              | 90              | 8               | —                                | 25           | 8,669   |
| 26.17            | -12.62          | -42.86          | —                                | 8.70         | -12.82  |
| -60.91           | 76.47           | 14.29           | —                                | 150.00       | -61.55  |

Source : National Police Agency, MOI.

Note : The figures after 2010 excluded "Indoor Assembly" which needs not to be applied for permission.



表42. 警察機關處理經濟案件

TABLE 42. DISCOVERED ECONOMIC FRAUDS HANDLED BY POLICE ORGANIZATIONS

| 年(月)別<br>Year (Month)            | 總計<br>Grand Total |                               | 違反金融(2)<br>Counterfeit Currency, Unlawful Money Lending,<br>Illegal Debt Collection & Financial Transaction |                               |
|----------------------------------|-------------------|-------------------------------|---|-------------------------------|
|                                  | 件數<br>Cases       | 金額(千元)<br>Amount<br>(\$1,000) | 件數<br>Cases   | 金額(千元)<br>Amount<br>(\$1,000) |
| 九十五年 2006                        | 9,826             | 35,149,358                    | 2,248   | 2,459,254                     |
| 九十六年 2007                        | 11,446            | 42,191,256                    | 2,709   | 1,923,043                     |
| 九十七年 2008                        | 10,966            | 25,159,510                    | 2,912   | 5,147,536                     |
| 九十八年 2009                        | 11,159            | 21,983,033                    | 3,342   | 9,789,993                     |
| 九十九年 2010                        | 10,321            | 32,510,487                    | 3,199   | 19,170,916                    |
| 一〇〇年 2011                        | 10,621            | 22,097,529                    | 3,041   | 5,007,265                     |
| 一〇一年 2012                        | 10,008            | 38,569,219                    | 2,733   | 4,898,154                     |
| 一〇二年 2013                        | 10,293            | 29,392,921                    | 2,715   | 2,036,838                     |
| 一〇三年 2014                        | 8,310             | 80,203,522                    | 1,999   | 7,126,814                     |
| 九月 Sept.                         | 1,163             | 51,736,650                    | 246   | 421,077                       |
| 十月 Oct.                          | 566               | 3,382,565                     | 144   | 609,210                       |
| 十一月 Nov.                         | 550               | 614,444                       | 200   | 205,886                       |
| 十二月 Dec.                         | 928               | 13,113,435                    | 119   | 580,231                       |
| <b>一〇四年 2015</b>                 | <b>6,457</b>      | <b>22,926,205</b>             | <b>1,527</b>  | <b>7,810,650</b>              |
| 一月 Jan.                          | 411               | 3,907,838                     | 88  | 816,031                       |
| 二月 Feb.                          | 483               | 891,753                       | 163   | 601,472                       |
| 三月 Mar.                          | 1,129             | 3,180,500                     | 96  | 433,728                       |
| 四月 Apr.                          | 664               | 4,714,151                     | 234   | 445,556                       |
| 五月 May                           | 527               | 668,335                       | 131   | 378,324                       |
| 六月 June                          | 1,165             | 4,916,690                     | 302   | 3,381,174                     |
| 七月 July                          | 577               | 1,332,559                     | 97  | 104,859                       |
| 八月 Aug.                          | 646               | 2,401,971                     | 191   | 1,139,460                     |
| 九月 Sept.                         | 855               | 912,407                       | 225   | 510,047                       |
| 較上月增減(%)<br>VS. with Last Month  | 32.35             | -62.01                        | 17.80   | -55.24                        |
| 較上年同月增減(%)<br>VS. with Last Year | -26.48            | -98.24                        | -8.54   | 21.13                         |

| 違法販賣汽柴油<br>Illegal Sales of Petroleum & Diesel |                               | 走私(3)<br>Smuggling |                               | 產製、販賣私劣酒<br>Unlawful Alcohol Production & Sale |                               |
|--|-------------------------------|--------------------|-------------------------------|--|-------------------------------|
| 件數<br>Cases                                    | 金額(千元)<br>Amount<br>(\$1,000) | 件數<br>Cases        | 金額(千元)<br>Amount<br>(\$1,000) | 件數<br>Cases                                    | 金額(千元)<br>Amount<br>(\$1,000) |
| 286  | 52,057                        | 966                | 703,194                       | 464  | 158,699                       |
| 256  | 34,791                        | 1,121              | 734,243                       | 535  | 126,059                       |
| 223  | 66,550                        | 719                | 1,094,756                     | 225  | 213,202                       |
| 130  | 62,395                        | 703                | 704,589                       | 380  | 254,019                       |
| 84   | 15,008                        | 528                | 631,533                       | 346  | 108,220                       |
| 79   | 325,542                       | 437                | 479,295                       | 265  | 268,542                       |
| 46   | 17,813                        | 597                | 687,162                       | 291  | 130,007                       |
| 26   | 174,911                       | 455                | 731,723                       | 320  | 169,928                       |
| 11   | 5,880                         | 292                | 431,495                       | 202  | 40,290                        |
| 1  | 234                           | 8                  | 31,527                        | 13   | 1,848                         |
| 2  | 175                           | 10                 | 84,712                        | 7  | 102                           |
| 1  | 23                            | 14                 | 14,732                        | 19   | 6,994                         |
| —  | —                             | 19                 | 38,020                        | 16   | 147                           |
| <b>9</b>                                       | <b>2,991</b>                  | <b>307</b>         | <b>338,708</b>                | <b>228</b>                                     | <b>60,799</b>                 |
| 2  | 293                           | 16                 | 14,796                        | 6  | 1,018                         |
| 1  | 194                           | 36                 | 25,635                        | 38   | 30,059                        |
| 3  | 908                           | 27                 | 25,221                        | 18   | 1,485                         |
| 1  | 462                           | 56                 | 90,902                        | 47   | 2,541                         |
| —  | —                             | 36                 | 26,654                        | 13   | 7,594                         |
| —  | —                             | 49                 | 46,827                        | 33   | 4,865                         |
| 1  | 258                           | 18                 | 72,475                        | 11   | 1,063                         |
| —  | —                             | 18                 | 16,079                        | 21   | 7,912                         |
| 1  | 875                           | 51                 | 20,120                        | 41   | 4,262                         |
| —  | —                             | 183.33             | 25.13                         | 95.24  | -46.13                        |
| 0.00   | 273.67                        | 537.50             | -36.18                        | 215.38   | 130.66                        |

資料來源：本部警政署。  
 說明：1. 95年以前「其他經濟案件」金額含「盜採砂(土)石」及「濫(盜)伐林木」。  
 2. 96年7月起，違反金融增加「地下通匯」。  
 3. 102年1月起，走私項目新增「農藥」資料。  
 4. 103年9月因「緝仿專案」，致侵害智慧財產權之件數及金額大幅增加。

Source : National Police Agency, MOI.  
 Note : 1.The amount figure of "Others" included "Unlawful Collection of Sand (Soil)" and "Unlawful Logging" before 2006.  
 2.The figures included "Illegal Financial Transaction" since July 2007.  
 3.The figures of smuggling include pesticide smuggling cases since Jan. 2013.  
 4.The huge increase of the figures of "Infringement of Intellectual Property Rights" is due to "Fake Arresting Project" in Sept., 2014.

表42. 警察機關處理經濟案件 (續)

| 年(月)別<br>Year (Month)            | 侵害智慧財產權<br>Infringement of Intellectual Property Rights |                            | 盜採砂(土)石<br>Unlawful Collection of Sandstone(Soil) | 濫(盜)伐林木<br>Unlawful Logging |
|----------------------------------|---|----------------------------|---|-----------------------------|
|                                  | 件數<br>Cases   | 金額(千元)<br>Amount (\$1,000) | 件數<br>Cases                                       | 件數<br>Cases                 |
| 九十五年 2006                        | 5,158   | 30,609,995                 | 280   | 145                         |
| 九十六年 2007                        | 6,271   | 38,333,542                 | 239   | 89                          |
| 九十七年 2008                        | 6,093   | 18,630,720                 | 281   | 255                         |
| 九十八年 2009                        | 5,542   | 10,466,925                 | 364   | 408                         |
| 九十九年 2010                        | 5,161   | 12,584,748                 | 173   | 485                         |
| 一〇〇年 2011                        | 5,630   | 16,006,222                 | 130   | 800                         |
| 一〇一年 2012                        | 5,484   | 32,836,082                 | 68  | 673                         |
| 一〇二年 2013                        | 5,730   | 26,279,493                 | 87  | 756                         |
| 一〇三年 2014                        | 4,910   | 72,426,965                 | 74  | 486                         |
| 九月 Sept.                         | 808   | 51,271,963                 | 6   | 40                          |
| 十月 Oct.                          | 355   | 2,688,364                  | 6   | 21                          |
| 十一月 Nov.                         | 271   | 384,409                    | 2   | 28                          |
| 十二月 Dec.                         | 694   | 12,494,849                 | 12  | 42                          |
| <b>一〇四年 2015</b>                 | <b>3,922</b>  | <b>14,488,179</b>          | <b>44</b>   | <b>231</b>                  |
| 一月 Jan.                          | 272   | 3,075,699                  | 1   | 14                          |
| 二月 Feb.                          | 168   | 234,391                    | 11  | 46                          |
| 三月 Mar.                          | 922   | 2,693,082                  | 11  | 30                          |
| 四月 Apr.                          | 276   | 3,976,112                  | 5   | 14                          |
| 五月 May                           | 306   | 255,544                    | 2   | 21                          |
| 六月 June                          | 716   | 1,483,825                  | 3   | 29                          |
| 七月 July                          | 414   | 1,153,903                  | 6   | 24                          |
| 八月 Aug.                          | 361   | 1,238,520                  | 1   | 31                          |
| 九月 Sept.                         | 487   | 377,104                    | 4   | 22                          |
| 較上月增減(%)<br>VS. with Last Month  | 34.90   | -69.55                     | 300.00  | -29.03                      |
| 較上年同月增減(%)<br>VS. with Last Year | -39.73  | -99.26                     | -33.33  | -45.00                      |

TABLE 42. DISCOVERED ECONOMIC FRAUDS HANDLED BY POLICE ORGANIZATIONS (CONT.)

| 濫墾林地、山坡地<br>Unlawful Use of National Land & Mountain Side | 違反公平交易法<br>Violation of Fair Trade Act |                            | 其他經濟案件(1)<br>Others |                            |           |
|---|--|----------------------------|---------------------|----------------------------|-----------|
|   | 件數<br>Cases                            | 金額(千元)<br>Amount (\$1,000) | 件數<br>Cases         | 金額(千元)<br>Amount (\$1,000) |           |
|   | 275                                    | 4                          | 559,502             | —                          | 606,657   |
|   | 218                                    | 5                          | 1,039,402           | 3                          | 177       |
|   | 229                                    | 29                         | 6,746               | —                          | —         |
|   | 285                                    | 2                          | 439                 | 3                          | 704,674   |
|   | 340                                    | —                          | —                   | 5                          | 62        |
|   | 235                                    | 4                          | 10,663              | —                          | —         |
|   | 116                                    | —                          | —                   | —                          | —         |
|   | 203                                    | —                          | —                   | 1                          | 29        |
|   | 322                                    | 6                          | 154,484             | 8                          | 17,594    |
|   | 40                                     | —                          | —                   | 1                          | 10,000    |
|   | 19                                     | —                          | —                   | 2                          | 3         |
|   | 14                                     | —                          | —                   | 1                          | 2,400     |
|   | 24                                     | —                          | —                   | 2                          | 189       |
|   | <b>180</b>                             | <b>3</b>                   | <b>224,792</b>      | <b>6</b>                   | <b>84</b> |
|   | 12                                     | —                          | —                   | —                          | —         |
|   | 19                                     | —                          | —                   | 1                          | 2         |
|   | 20                                     | 1                          | 25,998              | 1                          | 79        |
|   | 28                                     | 1                          | 198,578             | 2                          | 1         |
|   | 15                                     | 1                          | 216                 | 2                          | 3         |
|   | 33                                     | —                          | —                   | —                          | —         |
|   | 6                                      | —                          | —                   | —                          | —         |
|   | 23                                     | —                          | —                   | —                          | —         |
|   | 24                                     | —                          | —                   | —                          | —         |
|   | 4.35                                   | —                          | —                   | —                          | —         |
|   | -40.00                                 | —                          | —                   | -100.00                    | -100.00   |

表43. 實際入國(境)人數—按性別、年齡及身分

單位：人次

| 年(月)別<br>Year (Month)            | 總入境<br>人 數<br>Total Entry<br>Persons | 按性別分 By Sex      |                  | 按年齡分              |                   |
|----------------------------------|--------------------------------------|------------------|------------------|-------------------|-------------------|
|                                  |                                      | 男<br>Male        | 女<br>Female      | 0 - 14 歲<br>Years | 15 - 64歲<br>Years |
| 九十五年 2006                        | 12,148,694                           | 7,014,024        | 5,134,670        | 668,002           | 10,675,857        |
| 九十六年 2007                        | 12,639,948                           | 7,208,147        | 5,431,801        | 702,602           | 11,098,858        |
| 九十七年 2008                        | 12,297,825                           | 7,001,958        | 5,295,867        | 667,148           | 10,812,279        |
| 九十八年 2009                        | 12,513,288                           | 6,975,669        | 5,537,619        | 652,612           | 10,946,191        |
| 九十九年 2010                        | 14,980,936                           | 8,169,757        | 6,811,179        | 814,136           | 13,022,571        |
| 一〇〇年 2011                        | 15,648,884                           | 8,514,700        | 7,134,184        | 818,873           | 13,689,428        |
| 一〇一年 2012                        | 17,491,283                           | 9,275,166        | 8,216,117        | 921,693           | 15,218,854        |
| 一〇二年 2013                        | 19,072,276                           | 9,842,931        | 9,229,345        | 1,085,878         | 16,539,929        |
| 一〇三年 2014                        | 21,707,379                           | 10,890,247       | 10,817,132       | 1,270,039         | 18,663,204        |
| 九 月 Sept.                        | 1,817,893                            | 918,552          | 899,341          | 58,674            | 1,618,547         |
| 十 月 Oct.                         | 1,848,023                            | 921,764          | 926,259          | 63,687            | 1,611,106         |
| 十一月 Nov.                         | 1,809,722                            | 921,938          | 887,784          | 61,476            | 1,576,663         |
| 十二月 Dec.                         | 1,846,464                            | 934,915          | 911,549          | 96,844            | 1,613,275         |
| <b>一〇四年 2015</b>                 | <b>17,485,859</b>                    | <b>8,641,793</b> | <b>8,844,066</b> | <b>1,194,721</b>  | <b>14,932,864</b> |
| 一 月 Jan.                         | 1,605,783                            | 799,658          | 806,125          | 83,769            | 1,399,580         |
| 二 月 Feb.                         | 1,927,363                            | 956,049          | 971,314          | 207,794           | 1,605,175         |
| 三 月 Mar.                         | 1,861,525                            | 925,587          | 935,938          | 75,873            | 1,614,203         |
| 四 月 Apr.                         | 2,029,132                            | 999,702          | 1,029,430        | 90,227            | 1,728,652         |
| 五 月 May                          | 2,001,152                            | 985,936          | 1,015,216        | 75,448            | 1,722,048         |
| 六 月 June                         | 1,943,803                            | 969,019          | 974,784          | 103,055           | 1,680,886         |
| 七 月 July                         | 2,064,805                            | 1,016,665        | 1,048,140        | 244,741           | 1,700,314         |
| 八 月 Aug.                         | 2,106,316                            | 1,025,965        | 1,080,351        | 242,877           | 1,752,215         |
| 九 月 Sept.                        | 1,945,980                            | 963,212          | 982,768          | 70,937            | 1,729,791         |
| 較上月增減(%)<br>VS. with Last Month  | -7.61                                | -6.12            | -9.03            | -70.79            | -1.28             |
| 較上年同月增減(%)<br>VS. with Last Year | 7.05                                 | 4.86             | 9.28             | 20.90             | 6.87              |

資料來源：本部移民署。

TABLE 43. ENTRY PERSONS - BY SEX, AGE, IDENTITY

Unit : Person-Times

| By Age                | 按 身 分 分<br>By Identity                             |  |                                     |   |                   |
|-----------------------|--|--|-------------------------------------|---|-------------------|
| 65歲以上<br>Years & Over | 有戶籍國民<br>(含金馬地區)<br>R.O.C. Registered<br>Nationals | 大陸地區人民<br>People of the<br>Mainland Area | 香港澳門居民<br>H.K. & Macao<br>Residents | 無戶籍國民<br>Nationals No<br>Register in R.O.C. | 外國人<br>Foreigners |
| 804,835               | 8,628,867  | 286,608                                  | 354,335                             | 23,255                                      | 2,855,629         |
| 838,488               | 8,923,885  | 292,618                                  | 411,889                             | 22,741                                      | 2,988,815         |
| 818,398               | 8,452,638  | 314,914                                  | 540,039                             | 27,698                                      | 2,962,536         |
| 914,485               | 8,118,284  | 953,009                                  | 634,121                             | 37,792                                      | 2,770,082         |
| 1,144,229             | 9,413,659  | 1,607,569                                | 700,700                             | 23,531                                      | 3,235,477         |
| 1,140,583             | 9,561,400  | 1,755,529                                | 720,722                             | 22,506                                      | 3,588,727         |
| 1,350,736             | 10,179,813   | 2,551,532                                | 906,621                             | 21,682                                      | 3,831,635         |
| 1,446,469             | 11,055,996   | 2,837,470                                | 1,062,417                           | 20,794                                      | 4,095,599         |
| 1,774,136             | 11,797,175   | 3,947,610                                | 1,256,365                           | 19,181                                      | 4,687,048         |
| 140,672               | 1,008,331  | 338,604                                  | 97,553                              | 1,744                                       | 371,661           |
| 173,230               | 1,001,396  | 344,757                                  | 85,525                              | 1,338                                       | 415,007           |
| 171,583               | 950,715  | 329,613                                  | 90,241                              | 1,213                                       | 437,940           |
| 136,345               | 894,057  | 342,034                                  | 122,132                             | 1,840                                       | 486,401           |
| <b>1,358,274</b>      | <b>9,935,404</b>                                   | <b>3,083,373</b>                         | <b>1,031,620</b>                    | <b>14,277</b>                               | <b>3,421,185</b>  |
| 122,434               | 853,512  | 318,899                                  | 65,723                              | 1,328                                       | 366,321           |
| 114,394               | 1,110,180  | 402,353                                  | 87,861                              | 1,522                                       | 325,447           |
| 171,449               | 999,933  | 276,587                                  | 104,955                             | 2,032                                       | 478,018           |
| 210,253               | 1,141,121  | 355,447                                  | 134,809                             | 1,594                                       | 396,161           |
| 203,656               | 1,134,772  | 369,675                                  | 115,061                             | 1,432                                       | 380,212           |
| 159,862               | 1,143,656  | 304,590                                  | 130,399                             | 1,501                                       | 363,657           |
| 119,750               | 1,231,566  | 349,533                                  | 132,449                             | 1,682                                       | 349,575           |
| 111,224               | 1,212,058  | 364,298                                  | 151,286                             | 1,541                                       | 377,133           |
| 145,252               | 1,108,606  | 341,991                                  | 109,077                             | 1,645                                       | 384,661           |
| 30.59                 | -8.54  | -6.12                                    | -27.90                              | 6.75  | 2.00              |
| 3.26                  | 9.94   | 1.00                                     | 11.81                               | -5.68                                       | 3.50              |

Source : National Immigration Agency, MOI.

表44. 實際入國(境)人數—按入國(境)地點分

單位：人次

| 年(月)別<br>Year (Month)             | 總計<br>Grand Total | 桃園機場<br>Taoyuan Airport | 高雄機場<br>Kaohsiung Airport | 臺中機場<br>Taichung Airport | 松山機場<br>Songshan Airport | 花蓮機場<br>Hualien Airport |
|-----------------------------------|-------------------|-------------------------|---------------------------|--------------------------|--------------------------|-------------------------|
| 九十五年 2006                         | 12,148,694        | 10,112,892              | 1,651,619                 | 19,440                   | —                        | 2,342                   |
| 九十六年 2007                         | 12,639,948        | 10,401,472              | 1,634,404                 | 96,252                   | —                        | 1,595                   |
| 九十七年 2008                         | 12,297,825        | 9,868,254               | 1,426,326                 | 229,645                  | 79,454                   | 2,472                   |
| 九十八年 2009                         | 12,513,288        | 9,882,104               | 1,291,645                 | 178,218                  | 297,752                  | 2,111                   |
| 九十九年 2010                         | 14,980,936        | 11,716,854              | 1,467,664                 | 291,644                  | 542,952                  | 12,179                  |
| 一〇〇年 2011                         | 15,648,884        | 11,664,591              | 1,444,468                 | 365,163                  | 1,171,049                | 7,361                   |
| 一〇一年 2012                         | 17,491,283        | 13,009,056              | 1,602,582                 | 455,959                  | 1,370,718                | 16,521                  |
| 一〇二年 2013                         | 19,072,276        | 14,235,276              | 1,718,372                 | 549,927                  | 1,490,386                | 29,457                  |
| 一〇三年 2014                         | 21,707,379        | 16,003,466              | 2,125,228                 | 696,150                  | 1,649,715                | 15,604                  |
| 九月 Sept.                          | 1,817,893         | 1,330,665               | 177,050                   | 58,201                   | 137,014                  | 659                     |
| 十月 Oct.                           | 1,848,023         | 1,357,064               | 173,851                   | 55,811                   | 139,885                  | 1,172                   |
| 十一月 Nov.                          | 1,809,722         | 1,351,968               | 171,502                   | 57,772                   | 141,483                  | 2,076                   |
| 十二月 Dec.                          | 1,846,464         | 1,381,498               | 177,627                   | 62,265                   | 139,812                  | 2,179                   |
| <b>一〇四年 2015</b>                  | <b>17,485,859</b> | <b>12,779,927</b>       | <b>1,838,892</b>          | <b>571,705</b>           | <b>1,231,599</b>         | <b>10,412</b>           |
| 一月 Jan.                           | 1,605,783         | 1,190,149               | 155,111                   | 55,703                   | 130,463                  | 2,126                   |
| 二月 Feb.                           | 1,927,363         | 1,446,309               | 199,151                   | 64,102                   | 133,995                  | 1,974                   |
| 三月 Mar.                           | 1,861,525         | 1,386,447               | 187,872                   | 60,369                   | 134,408                  | 1,532                   |
| 四月 Apr.                           | 2,029,132         | 1,465,463               | 209,115                   | 62,304                   | 143,811                  | 1,387                   |
| 五月 May                            | 2,001,152         | 1,429,432               | 206,615                   | 62,800                   | 140,764                  | 889                     |
| 六月 June                           | 1,943,803         | 1,422,452               | 203,232                   | 61,262                   | 134,612                  | 560                     |
| 七月 July                           | 2,064,805         | 1,497,437               | 230,478                   | 70,360                   | 137,797                  | 902                     |
| 八月 Aug.                           | 2,106,316         | 1,535,711               | 232,017                   | 70,643                   | 139,095                  | 526                     |
| 九月 Sept.                          | 1,945,980         | 1,406,527               | 215,301                   | 64,162                   | 136,654                  | 516                     |
| 較上月增減 (%)<br>VS. with Last Month  | -7.61             | -8.41                   | -7.20                     | -9.17                    | -1.75                    | -1.90                   |
| 較上年同月增減 (%)<br>VS. with Last Year | 7.05              | 5.70                    | 21.60                     | 10.24                    | -0.26                    | -21.70                  |

資料來源：本部移民署。

TABLE 44. ENTRY PERSONS - BY ARRIVING POINT

Unit: Person-Times

| 馬公機場<br>Magong Airport | 基隆港<br>Keelung Sea Port | 臺中港<br>Taichung Sea Port | 高雄港<br>Kaohsiung Sea Port | 花蓮港<br>Hualien Sea Port | 麥寮港<br>Mailiao Sea Port | 金門<br>所屬港口<br>Kinmen | 馬祖<br>所屬港口<br>Mazu | 其他機<br>場、港口<br>Others |
|------------------------|-------------------------|--------------------------|---------------------------|-------------------------|-------------------------|----------------------|--------------------|-----------------------|
| 643                    | 14,260                  | 1,671                    | 13,543                    | 483                     | 22                      | 306,736              | 23,605             | 1,438                 |
| 465                    | 91,078                  | 2,916                    | 16,859                    | 906                     | 192                     | 359,082              | 27,997             | 6,730                 |
| 446                    | 141,343                 | 2,674                    | 24,174                    | 574                     | 755                     | 481,659              | 37,193             | 2,856                 |
| 410                    | 145,161                 | 3,026                    | 18,611                    | 702                     | 1,706                   | 637,316              | 47,069             | 7,457                 |
| 678                    | 178,311                 | 7,477                    | 29,162                    | 634                     | 1,503                   | 688,029              | 30,529             | 13,320                |
| —                      | 183,532                 | 14,348                   | 31,234                    | 1,039                   | 1,300                   | 735,320              | 19,694             | 9,785                 |
| 11,710                 | 167,197                 | 65,773                   | 36,728                    | 2,915                   | 1,402                   | 722,058              | 17,193             | 11,471                |
| 4,489                  | 200,851                 | 60,615                   | 44,171                    | 16,431                  | 1,561                   | 671,237              | 20,620             | 28,883                |
| 2,438                  | 228,002                 | 29,470                   | 86,150                    | 13,640                  | 1,657                   | 752,101              | 22,445             | 81,313                |
| —                      | 27,732                  | 636                      | 12,535                    | 27                      | 115                     | 63,655               | 1,412              | 8,192                 |
| —                      | 25,694                  | 1,063                    | 13,267                    | 7                       | 174                     | 69,719               | 2,561              | 7,755                 |
| —                      | 4,898                   | 436                      | 3,383                     | 24                      | 147                     | 67,203               | 1,945              | 6,885                 |
| —                      | 3,106                   | 713                      | 5,865                     | 28                      | 140                     | 64,231               | 2,046              | 6,954                 |
| <b>13,315</b>          | <b>207,300</b>          | <b>33,487</b>            | <b>56,491</b>             | <b>8,232</b>            | <b>1,091</b>            | <b>637,308</b>       | <b>16,010</b>      | <b>80,090</b>         |
| —                      | 2,384                   | 624                      | 1,218                     | 29                      | 123                     | 63,542               | 1,482              | 2,829                 |
| 412                    | 1,504                   | 548                      | 4,372                     | 684                     | 101                     | 66,870               | 1,276              | 6,065                 |
| 1,015                  | 7,758                   | 314                      | 6,966                     | 48                      | 140                     | 63,384               | 2,084              | 9,188                 |
| 1,767                  | 39,473                  | 5,003                    | 8,895                     | 39                      | 146                     | 78,392               | 4,573              | 8,764                 |
| 1,733                  | 52,045                  | 14,559                   | 5,431                     | 2,279                   | 104                     | 75,448               | 1,646              | 7,407                 |
| 2,243                  | 29,769                  | 1,073                    | 5,878                     | 5,005                   | 107                     | 68,845               | 1,261              | 7,504                 |
| 2,703                  | 29,840                  | 1,806                    | 8,034                     | 32                      | 140                     | 73,711               | 1,122              | 10,443                |
| 2,366                  | 20,278                  | 2,415                    | 9,191                     | 18                      | 125                     | 78,453               | 1,515              | 13,963                |
| 1,076                  | 24,249                  | 7,145                    | 6,506                     | 98                      | 105                     | 68,663               | 1,051              | 13,927                |
| -54.52                 | 19.58                   | 195.86                   | -29.21                    | 444.44                  | -16.00                  | -12.48               | -30.63             | -0.26                 |
| —                      | -12.56                  | 1,023.43                 | -48.10                    | 262.96                  | -8.70                   | 7.87                 | -25.57             | 70.01                 |

Source: National Immigration Agency, MOI.

表45. 實際出國(境)人數—按性別、年齡及身分

單位：人次

| 年(月)別<br>Year (Month)            | 總出境<br>人 數<br>Total Exit<br>Persons | 按性別分 By Sex      |                  | 按年齡分              |                   |
|----------------------------------|-------------------------------------|------------------|------------------|-------------------|-------------------|
|                                  |                                     | 男<br>Male        | 女<br>Female      | 0 - 14 歲<br>Years | 15 - 64歲<br>Years |
| 九十五年 2006                        | 12,160,919                          | 7,026,641        | 5,134,278        | 673,325           | 10,681,952        |
| 九十六年 2007                        | 12,641,682                          | 7,214,441        | 5,427,241        | 705,751           | 11,097,316        |
| 九十七年 2008                        | 12,293,887                          | 7,003,554        | 5,290,333        | 667,581           | 10,810,896        |
| 九十八年 2009                        | 12,500,538                          | 6,974,680        | 5,525,858        | 651,718           | 10,936,897        |
| 九十九年 2010                        | 14,909,299                          | 8,148,983        | 6,760,316        | 809,060           | 12,962,510        |
| 一〇〇年 2011                        | 15,567,386                          | 8,476,094        | 7,091,292        | 816,181           | 13,617,029        |
| 一〇一年 2012                        | 17,463,534                          | 9,246,338        | 8,217,196        | 923,436           | 15,188,223        |
| 一〇二年 2013                        | 18,960,224                          | 9,792,897        | 9,167,327        | 1,080,170         | 16,438,374        |
| 一〇三年 2014                        | 21,614,937                          | 10,836,232       | 10,778,705       | 1,271,220         | 18,572,329        |
| 九 月 Sept.                        | 1,662,754                           | 842,111          | 820,643          | 48,727            | 1,480,892         |
| 十 月 Oct.                         | 1,892,878                           | 952,119          | 940,759          | 71,100            | 1,656,248         |
| 十一月 Nov.                         | 1,744,524                           | 882,717          | 861,807          | 55,671            | 1,527,053         |
| 十二月 Dec.                         | 1,807,666                           | 911,096          | 896,570          | 93,151            | 1,573,526         |
| <b>一〇四年 2015</b>                 | <b>17,499,055</b>                   | <b>8,639,175</b> | <b>8,859,880</b> | <b>1,197,751</b>  | <b>14,926,515</b> |
| 一 月 Jan.                         | 1,753,330                           | 883,442          | 869,888          | 101,758           | 1,526,208         |
| 二 月 Feb.                         | 1,818,420                           | 884,547          | 933,873          | 194,355           | 1,512,987         |
| 三 月 Mar.                         | 1,918,304                           | 967,942          | 950,362          | 78,212            | 1,665,303         |
| 四 月 Apr.                         | 1,983,801                           | 977,159          | 1,006,642        | 90,244            | 1,681,934         |
| 五 月 May                          | 2,040,330                           | 1,002,691        | 1,037,639        | 78,240            | 1,749,276         |
| 六 月 June                         | 1,987,364                           | 986,499          | 1,000,865        | 115,887           | 1,705,051         |
| 七 月 July                         | 2,088,177                           | 1,025,823        | 1,062,354        | 240,854           | 1,727,451         |
| 八 月 Aug.                         | 2,100,747                           | 1,024,038        | 1,076,709        | 234,970           | 1,754,813         |
| 九 月 Sept.                        | 1,808,582                           | 887,034          | 921,548          | 63,231            | 1,603,492         |
| 較上月增減(%)<br>VS. with Last Month  | -13.91                              | -13.38           | -14.41           | -73.09            | -8.62             |
| 較上年同月增減(%)<br>VS. with Last Year | 8.77                                | 5.33             | 12.30            | 29.77             | 8.28              |

資料來源：本部移民署。

TABLE 45. EXIT PERSONS - BY SEX, AGE, IDENTITY

Unit : Person-Times

| By Age                | 按 身 分 分 By Identity                                |  |                                     |   |                   |
|-----------------------|--|--|-------------------------------------|---|-------------------|
| 65歲以上<br>Years & Over | 有戶籍國民<br>(含金馬地區)<br>R.O.C. Registered<br>Nationals | 大陸地區人民<br>People of the<br>Mainland Area | 香港澳門居民<br>H.K. & Macao<br>Residents | 無戶籍國民<br>Nationals No<br>Register in R.O.C. | 外國人<br>Foreigners |
| 805,642               | 8,671,375  | 279,908                                  | 354,258                             | 20,232                                      | 2,835,146         |
| 838,615               | 8,963,711  | 285,382                                  | 410,762                             | 20,055                                      | 2,961,772         |
| 815,410               | 8,465,172  | 306,426                                  | 537,032                             | 24,847                                      | 2,960,410         |
| 911,923               | 8,142,946  | 929,725                                  | 627,441                             | 33,914                                      | 2,766,512         |
| 1,137,729             | 9,415,074  | 1,592,036                                | 699,496                             | 18,732                                      | 3,183,961         |
| 1,134,176             | 9,583,873  | 1,730,898                                | 716,158                             | 18,975                                      | 3,517,482         |
| 1,351,875             | 10,239,760   | 2,538,096                                | 904,779                             | 17,435                                      | 3,763,464         |
| 1,441,680             | 11,052,908   | 2,829,363                                | 1,050,747                           | 17,099                                      | 4,010,107         |
| 1,771,388             | 11,844,635   | 3,913,581                                | 1,248,236                           | 16,535                                      | 4,591,950         |
| 133,135               | 965,466  | 270,148                                  | 84,930                              | 1,243                                       | 340,967           |
| 165,530               | 1,049,968  | 354,247                                  | 89,043                              | 1,147                                       | 398,473           |
| 161,800               | 886,182  | 338,887                                  | 90,554                              | 1,057                                       | 427,844           |
| 140,989               | 908,657  | 331,595                                  | 115,826                             | 1,296                                       | 450,292           |
| <b>1,374,789</b>      | <b>9,968,335</b>                                   | <b>3,063,857</b>                         | <b>1,034,129</b>                    | <b>12,939</b>                               | <b>3,419,795</b>  |
| 125,364               | 920,674  | 324,560                                  | 82,806                              | 1,712                                       | 423,578           |
| 111,078               | 1,015,518  | 404,433                                  | 76,627                              | 1,828                                       | 320,014           |
| 174,789               | 1,075,244  | 285,530                                  | 100,826                             | 1,225                                       | 455,479           |
| 211,623               | 1,139,384  | 327,567                                  | 136,065                             | 1,284                                       | 379,501           |
| 212,814               | 1,153,079  | 387,083                                  | 114,632                             | 1,183                                       | 384,353           |
| 166,426               | 1,173,516  | 319,391                                  | 127,778                             | 1,283                                       | 365,396           |
| 119,872               | 1,261,540  | 340,420                                  | 133,628                             | 1,377                                       | 351,212           |
| 110,964               | 1,157,371  | 399,443                                  | 161,111                             | 1,679                                       | 381,143           |
| 141,859               | 1,072,009  | 275,430                                  | 100,656                             | 1,368                                       | 359,119           |
| 27.84                 | -7.38  | -31.05                                   | -37.52                              | -18.52                                      | -5.78             |
| 6.55                  | 11.04  | 1.96                                     | 18.52                               | 10.06                                       | 5.32              |

Source : National Immigration Agency, MOI.

表46. 實際出國(境)人數—按出國(境)地點分

單位：人次

| 年(月)別<br>Year (Month)             | 總計<br>Grand Total | 桃園機場<br>Taoyuan Airport | 高雄機場<br>Kaohsiung Airport | 臺中機場<br>Taichung Airport | 松山機場<br>Songshan Airport | 花蓮機場<br>Hualien Airport |
|-----------------------------------|-------------------|-------------------------|---------------------------|--------------------------|--------------------------|-------------------------|
| 九十五年 2006                         | 12,160,919        | 10,138,294              | 1,636,513                 | 20,532                   | 1                        | 2,582                   |
| 九十六年 2007                         | 12,641,682        | 10,419,491              | 1,613,595                 | 100,609                  | —                        | 1,791                   |
| 九十七年 2008                         | 12,293,887        | 9,873,919               | 1,408,126                 | 236,363                  | 78,184                   | 2,070                   |
| 九十八年 2009                         | 12,500,538        | 9,845,516               | 1,314,283                 | 178,837                  | 299,331                  | 1,673                   |
| 九十九年 2010                         | 14,909,299        | 11,637,904              | 1,482,516                 | 287,507                  | 542,165                  | 10,673                  |
| 一〇〇年 2011                         | 15,567,386        | 11,598,228              | 1,436,739                 | 359,079                  | 1,171,799                | 7,157                   |
| 一〇一年 2012                         | 17,463,534        | 12,993,536              | 1,588,759                 | 452,719                  | 1,372,217                | 16,457                  |
| 一〇二年 2013                         | 18,960,224        | 14,168,063              | 1,677,777                 | 546,245                  | 1,496,536                | 29,445                  |
| 一〇三年 2014                         | 21,614,937        | 15,951,867              | 2,090,827                 | 685,713                  | 1,660,201                | 15,610                  |
| 九月 Sept.                          | 1,662,754         | 1,219,898               | 155,966                   | 51,176                   | 129,590                  | 657                     |
| 十月 Oct.                           | 1,892,878         | 1,385,561               | 178,233                   | 58,229                   | 147,099                  | 1,079                   |
| 十一月 Nov.                          | 1,744,524         | 1,305,429               | 160,198                   | 55,184                   | 138,329                  | 2,114                   |
| 十二月 Dec.                          | 1,807,666         | 1,350,744               | 176,794                   | 61,819                   | 136,069                  | 2,198                   |
| <b>一〇四年 2015</b>                  | <b>17,499,055</b> | <b>12,832,355</b>       | <b>1,801,943</b>          | <b>560,876</b>           | <b>1,245,292</b>         | <b>10,526</b>           |
| 一月 Jan.                           | 1,753,330         | 1,306,014               | 167,773                   | 60,875                   | 138,642                  | 2,114                   |
| 二月 Feb.                           | 1,818,420         | 1,367,994               | 184,068                   | 57,900                   | 128,146                  | 1,939                   |
| 三月 Mar.                           | 1,918,304         | 1,428,616               | 193,007                   | 61,069                   | 144,189                  | 1,650                   |
| 四月 Apr.                           | 1,983,801         | 1,440,927               | 200,302                   | 60,526                   | 138,893                  | 1,412                   |
| 五月 May                            | 2,040,330         | 1,458,163               | 207,327                   | 63,412                   | 146,944                  | 865                     |
| 六月 June                           | 1,987,364         | 1,461,438               | 200,762                   | 61,125                   | 136,034                  | 569                     |
| 七月 July                           | 2,088,177         | 1,523,354               | 227,431                   | 68,733                   | 139,956                  | 910                     |
| 八月 Aug.                           | 2,100,747         | 1,524,428               | 228,361                   | 70,799                   | 144,513                  | 535                     |
| 九月 Sept.                          | 1,808,582         | 1,321,421               | 192,912                   | 56,437                   | 127,975                  | 532                     |
| 較上月增減 (%)<br>VS. with Last Month  | -13.91            | -13.32                  | -15.52                    | -20.29                   | -11.44                   | -0.56                   |
| 較上年同月增減 (%)<br>VS. with Last Year | 8.77              | 8.32                    | 23.69                     | 10.28                    | -1.25                    | -19.03                  |

資料來源：本部移民署。

TABLE 46. EXIT PERSONS - BY DEPARTING POINT

Unit: Person-Times

| 馬公機場<br>Magong Airport | 基隆港<br>Keelung Sea Port | 臺中港<br>Taichung Sea Port | 高雄港<br>Kaohsiung Sea Port | 花蓮港<br>Hualien Sea Port | 麥寮港<br>Mailiao Sea Port | 金門<br>所屬港口<br>Kinmen | 馬祖<br>所屬港口<br>Mazu | 其他機<br>場、港口<br>Others |
|------------------------|-------------------------|--------------------------|---------------------------|-------------------------|-------------------------|----------------------|--------------------|-----------------------|
| 492                    | 14,783                  | 1,406                    | 11,379                    | 317                     | 25                      | 311,497              | 22,285             | 813                   |
| 465                    | 89,079                  | 2,633                    | 14,795                    | 1,620                   | 190                     | 366,233              | 25,566             | 5,615                 |
| 449                    | 133,333                 | 2,056                    | 28,153                    | 280                     | 745                     | 492,624              | 35,558             | 2,027                 |
| 408                    | 130,946                 | 9,170                    | 17,042                    | 8,013                   | 1,799                   | 644,756              | 43,873             | 4,891                 |
| 678                    | 165,626                 | 21,400                   | 22,810                    | 2,600                   | 1,445                   | 695,657              | 28,463             | 9,855                 |
| —                      | 176,890                 | 19,372                   | 22,669                    | 4,134                   | 1,188                   | 739,616              | 19,928             | 10,587                |
| 12,244                 | 165,362                 | 60,002                   | 29,884                    | 3,845                   | 1,250                   | 736,087              | 18,230             | 12,942                |
| 4,461                  | 190,132                 | 73,123                   | 36,984                    | 2,923                   | 1,468                   | 685,517              | 20,640             | 26,910                |
| 2,618                  | 216,549                 | 70,941                   | 44,073                    | 11,713                  | 1,553                   | 762,039              | 21,506             | 79,727                |
| —                      | 30,084                  | 5,024                    | 5,072                     | 26                      | 101                     | 57,383               | 1,405              | 6,372                 |
| —                      | 27,482                  | 2,900                    | 9,587                     | 5                       | 158                     | 74,679               | 1,114              | 6,752                 |
| —                      | 4,236                   | 499                      | 4,003                     | 26                      | 149                     | 65,908               | 1,906              | 6,543                 |
| —                      | 2,217                   | 347                      | 1,781                     | 496                     | 121                     | 66,322               | 1,977              | 6,781                 |
| <b>13,422</b>          | <b>227,593</b>          | <b>29,782</b>            | <b>44,593</b>             | <b>1,128</b>            | <b>1,048</b>            | <b>637,721</b>       | <b>17,112</b>      | <b>75,664</b>         |
| —                      | 2,638                   | 597                      | 2,804                     | 46                      | 111                     | 67,107               | 1,545              | 3,064                 |
| 410                    | 1,426                   | 2,020                    | 2,594                     | 666                     | 106                     | 62,911               | 1,863              | 6,377                 |
| 935                    | 5,890                   | 1,075                    | 9,028                     | 54                      | 148                     | 64,704               | 1,740              | 6,199                 |
| 1,815                  | 39,278                  | 3,125                    | 7,655                     | 69                      | 114                     | 76,383               | 4,577              | 8,725                 |
| 1,771                  | 66,053                  | 5,790                    | 2,047                     | 135                     | 102                     | 78,895               | 1,902              | 6,924                 |
| 2,409                  | 37,606                  | 4,902                    | 1,414                     | 77                      | 84                      | 71,560               | 1,447              | 7,937                 |
| 2,588                  | 26,633                  | 2,606                    | 8,504                     | 19                      | 145                     | 75,836               | 1,448              | 10,014                |
| 2,726                  | 23,707                  | 5,717                    | 5,263                     | 27                      | 120                     | 78,511               | 1,392              | 14,648                |
| 768                    | 24,362                  | 3,950                    | 5,284                     | 35                      | 118                     | 61,814               | 1,198              | 11,776                |
| -71.83                 | 2.76                    | -30.91                   | 0.40                      | 29.63                   | -1.67                   | -21.27               | -13.94             | -19.61                |
| —                      | -19.02                  | -21.38                   | 4.18                      | 34.62                   | 16.83                   | 7.72                 | -14.73             | 84.81                 |

Source: National Immigration Agency, MOI.

表47. 外僑居留人數及查處違法外來人口

TABLE 47. FOREIGN RESIDENTS AND FERRETED ILLEGAL FOREIGN RESIDENTS

單位：人

Unit : Person

| 年(月)別<br>Year (Month)            | 合法居留外僑人數           |           |             |   |             |                 |               |                        |
|----------------------------------|--------------------|-----------|-------------|---|-------------|-----------------|---------------|------------------------|
|                                  | 合計<br>Total        |           |             | 年滿十五歲以上居留外僑之<br>Population of 15 Years and Over |             |                 |               |                        |
|                                  | 計<br>Sub-<br>Total | 男<br>Male | 女<br>Female | 計<br>Sub-<br>Total                              | 商<br>Trader | 工程師<br>Engineer | 教師<br>Teacher | 傳教士<br>Miss-<br>ionary |
| 九十五年 2006                        | 428,240            | 156,559   | 271,681     | 419,788   | 3,197       | 2,500           | 6,185         | 1,804                  |
| 九十六年 2007                        | 433,169            | 163,575   | 269,594     | 425,110   | 3,752       | 2,407           | 6,009         | 1,775                  |
| 九十七年 2008                        | 417,385            | 160,987   | 256,398     | 410,053   | 3,474       | 2,072           | 5,655         | 1,729                  |
| 九十八年 2009                        | 403,700            | 152,242   | 251,458     | 396,514   | 3,665       | 1,920           | 6,106         | 1,613                  |
| 九十九年 2010                        | 418,802            | 160,963   | 257,839     | 411,922   | 3,783       | 2,004           | 5,923         | 1,573                  |
| 一〇〇年 2011                        | 466,206            | 190,237   | 275,969     | 458,930   | 4,467       | 2,148           | 6,748         | 1,687                  |
| 一〇一年 2012                        | 483,921            | 201,194   | 282,727     | 477,523   | 4,411       | 2,027           | 6,421         | 1,673                  |
| 一〇二年 2013                        | 525,109            | 225,905   | 299,204     | 518,886   | 4,613       | 2,192           | 6,044         | 1,800                  |
| 一〇三年 2014                        | 629,633            | 278,452   | 351,181     | 623,373   | 4,438       | 2,422           | 6,937         | 1,901                  |
| 九月 Sept.                         | 613,363            | 270,016   | 343,347     | 606,398   | 5,366       | 2,843           | 7,517         | 1,912                  |
| 十月 Oct.                          | 623,258            | 275,437   | 347,821     | 616,183   | 5,478       | 2,875           | 7,620         | 1,914                  |
| 十一月 Nov.                         | 629,997            | 279,791   | 350,206     | 622,844   | 5,596       | 2,907           | 7,683         | 1,935                  |
| 十二月 Dec.                         | 629,633            | 278,452   | 351,181     | 623,373   | 4,438       | 2,422           | 6,937         | 1,901                  |
| 一〇四年 2015                        | 639,016            | 285,580   | 353,436     | 632,486   | 5,096       | 2,640           | 7,087         | 1,631                  |
| 一月 Jan.                          | 645,439            | 287,270   | 358,169     | 638,739   | 5,573       | 2,884           | 7,567         | 1,894                  |
| 二月 Feb.                          | 636,048            | 279,705   | 356,343     | 629,498   | 4,966       | 2,504           | 7,255         | 1,862                  |
| 三月 Mar.                          | 616,870            | 271,461   | 345,409     | 611,303   | 4,995       | 2,635           | 7,066         | 1,761                  |
| 四月 Apr.                          | 623,182            | 274,585   | 348,597     | 616,750   | 5,109       | 2,630           | 7,317         | 1,740                  |
| 五月 May                           | 625,432            | 276,955   | 348,477     | 619,039   | 5,159       | 2,681           | 7,314         | 1,743                  |
| 六月 June                          | 621,757            | 276,296   | 345,461     | 616,353   | 5,063       | 2,661           | 6,552         | 1,563                  |
| 七月 July                          | 614,797            | 273,563   | 341,234     | 610,014   | 4,791       | 2,584           | 5,759         | 1,549                  |
| 八月 Aug.                          | 625,609            | 278,675   | 346,934     | 619,175   | 5,067       | 2,637           | 6,729         | 1,589                  |
| 九月 Sept.                         | 639,016            | 285,580   | 353,436     | 632,486   | 5,096       | 2,640           | 7,087         | 1,631                  |
| 較上月增減(%)<br>VS. with Last Month  | 2.14               | 2.48      | 1.87        | 2.15  | 0.57        | 0.11            | 5.32          | 2.64                   |
| 較上年同月增減(%)<br>VS. with Last Year | 4.18               | 5.76      | 2.94        | 4.30  | -5.03       | -7.14           | -5.72         | -14.70                 |

| Foreign Residents (1)            |                          |                    |                       |                            |                                      | 查處違法外來人口<br>Ferreted Foreign Illegal Residents |                   |                                       |                |
|----------------------------------|--------------------------|--------------------|-----------------------|----------------------------|--------------------------------------|--|-------------------|---------------------------------------|----------------|
| 經濟活動<br>By Economical Activities |                          |                    |                       |                            | 未滿<br>十五歲<br>兒童<br>Under 15<br>Years | 合計<br>Total                                    | 單純<br>逾期<br>Delay | 具違法行為事實(2)<br>With Illegal Activities |                |
| 技工技匠<br>Techni-<br>cian          | 外籍勞工<br>Foreign<br>Labor | 其他<br>職業<br>Others | 失業<br>Un-<br>employed | 非勞動力<br>Inactive<br>Person |                                      |  |                   | 未逾期<br>No<br>Overdue                  | 逾期(3)<br>Delay |
| 807                              | 306,418                  | 16,031             | 3,329                 | 79,517                     | 8,452                                | 28,463   | 13,393            | 1,850                                 | 13,220         |
| 1,142                            | 321,804                  | 15,576             | 2,917                 | 69,728                     | 8,059                                | 18,264   | 9,319             | 1,699                                 | 7,246          |
| 736                              | 316,177                  | 17,863             | 2,444                 | 59,903                     | 7,332                                | 16,916   | 9,028             | 582                                   | 7,306          |
| 456                              | 306,408                  | 20,024             | 2,145                 | 54,177                     | 7,186                                | 17,336   | 7,112             | 633                                   | 9,591          |
| 485                              | 325,572                  | 21,428             | 1,959                 | 49,195                     | 6,880                                | 17,193   | 8,129             | 326                                   | 8,738          |
| 448                              | 367,666                  | 23,935             | 1,998                 | 49,833                     | 7,276                                | 16,194   | 8,360             | 399                                   | 7,435          |
| 238                              | 388,842                  | 24,008             | 1,783                 | 48,120                     | 6,398                                | 24,284   | 8,744             | 494                                   | 15,046         |
| 249                              | 428,897                  | 24,625             | 1,757                 | 48,709                     | 6,223                                | 27,169   | 7,961             | 571                                   | 18,637         |
| 275                              | 526,578                  | 27,950             | 2,236                 | 50,636                     | 6,260                                | 25,639   | 7,378             | 1,509                                 | 16,752         |
| 316                              | 505,220                  | 29,500             | 2,234                 | 51,490                     | 6,965                                | 2,136  | 519               | 96                                    | 1,521          |
| 314                              | 513,392                  | 29,992             | 2,269                 | 52,329                     | 7,075                                | 2,205  | 583               | 157                                   | 1,465          |
| 310                              | 519,459                  | 30,319             | 2,288                 | 52,347                     | 7,153                                | 1,830  | 543               | 161                                   | 1,126          |
| 275                              | 526,578                  | 27,950             | 2,236                 | 50,636                     | 6,260                                | 1,779  | 541               | 29                                    | 1,209          |
| 339                              | 531,360                  | 30,309             | 2,429                 | 51,595                     | 6,530                                | 22,291   | 5,912             | 634                                   | 15,745         |
| 305                              | 536,087                  | 30,640             | 2,329                 | 51,460                     | 6,700                                | 2,120  | 730               | 63                                    | 1,327          |
| 294                              | 533,973                  | 29,190             | 2,318                 | 47,136                     | 6,550                                | 1,439  | 484               | 42                                    | 913            |
| 302                              | 514,981                  | 27,976             | 2,171                 | 49,416                     | 5,567                                | 2,575  | 667               | 61                                    | 1,847          |
| 293                              | 518,544                  | 28,837             | 2,263                 | 50,017                     | 6,432                                | 2,595  | 580               | 55                                    | 1,960          |
| 296                              | 521,002                  | 28,909             | 2,311                 | 49,624                     | 6,393                                | 2,526  | 590               | 60                                    | 1,876          |
| 313                              | 524,188                  | 27,939             | 2,274                 | 45,800                     | 5,404                                | 2,833  | 631               | 80                                    | 2,122          |
| 312                              | 525,810                  | 26,933             | 2,256                 | 40,020                     | 4,783                                | 2,715  | 745               | 86                                    | 1,884          |
| 324                              | 530,030                  | 28,765             | 2,436                 | 41,598                     | 6,434                                | 2,850  | 774               | 124                                   | 1,952          |
| 339                              | 531,360                  | 30,309             | 2,429                 | 51,595                     | 6,530                                | 2,638  | 711               | 63                                    | 1,864          |
| 4.63                             | 0.25                     | 5.37               | -0.29                 | 24.03                      | 1.49                                 | -7.44  | -8.14             | -49.19                                | -4.62          |
| 7.28                             | 5.17                     | 2.74               | 8.73                  | 0.20                       | -6.25                                | 23.50  | 36.99             | -34.38                                | 22.64          |

Source : National Immigration Agency, MOI.

Note : 1.Refers to End of Year (Month).

2.Before 2011, "Illegal Activity" only included illegal workers. Starting from 2012,"Illegal Activity" meant not only working illegally but other facts such as engaging in prostitution and other violations.

3.Including illegal entry, missing seamen and illegal foreign residents who have not yet entered.

表48. 外來人口居留人數

單位:人

| 年(月)底別<br>End of Year(Month)     | 總計<br>Grand Total |                |                | 外國人<br>Foreigners |                |                |
|----------------------------------|-------------------|----------------|----------------|-------------------|----------------|----------------|
|                                  | 計<br>Total        | 男<br>Male      | 女<br>Female    | 計<br>Total        | 男<br>Male      | 女<br>Female    |
| 一〇一年 2012                        | 547,726           | 209,279        | 338,447        | 483,921           | 201,194        | 282,727        |
| 一〇二年 2013                        | 586,646           | 233,974        | 352,672        | 525,109           | 225,905        | 299,204        |
| 一〇三年 2014                        | 698,955           | 288,852        | 410,103        | 629,633           | 278,452        | 351,181        |
| 九月 Sept.                         | 677,215           | 277,600        | 399,615        | 613,363           | 270,016        | 343,347        |
| 十月 Oct.                          | 688,734           | 285,234        | 403,500        | 623,258           | 275,437        | 347,821        |
| 十一月 Nov.                         | 699,074           | 289,908        | 409,166        | 629,997           | 279,791        | 350,206        |
| 十二月 Dec.                         | 698,955           | 288,852        | 410,103        | 629,633           | 278,452        | 351,181        |
| <b>一〇四年 2015</b>                 | <b>707,259</b>    | <b>296,182</b> | <b>411,077</b> | <b>639,016</b>    | <b>285,580</b> | <b>353,436</b> |
| 一月 Jan.                          | 702,601           | 293,744        | 408,857        | 645,439           | 287,270        | 358,169        |
| 二月 Feb.                          | 700,333           | 288,839        | 411,494        | 636,048           | 279,705        | 356,343        |
| 三月 Mar.                          | 683,912           | 281,566        | 402,346        | 616,870           | 271,461        | 345,409        |
| 四月 Apr.                          | 691,413           | 285,059        | 406,354        | 623,182           | 274,585        | 348,597        |
| 五月 May                           | 693,517           | 287,443        | 406,074        | 625,432           | 276,955        | 348,477        |
| 六月 June                          | 684,286           | 284,759        | 399,527        | 621,757           | 276,296        | 345,461        |
| 七月 July                          | 673,633           | 280,274        | 393,359        | 614,797           | 273,563        | 341,234        |
| 八月 Aug.                          | 686,944           | 285,892        | 401,052        | 625,609           | 278,675        | 346,934        |
| 九月 Sept.                         | 707,259           | 296,182        | 411,077        | 639,016           | 285,580        | 353,436        |
| 較上月增減(%)<br>VS. with Last Month  | 2.96              | 3.60           | 2.50           | 2.14              | 2.48           | 1.87           |
| 較上年同月增減(%)<br>VS. with Last Year | 4.44              | 6.69           | 2.87           | 4.18              | 5.76           | 2.94           |

資料來源：本部移民署。

TABLE 48. FOREIGN RESIDENTS

Unit:Person

| 大陸地區人民<br>People of the<br>Mainland Area |              |               | 香港澳門居民<br>H.K & Macao Residents |              |              | 無戶籍國民<br>Nationals No Register in R.O.C. |              |              |
|--|--------------|---------------|---------------------------------|--------------|--------------|--|--------------|--------------|
| 計<br>Total                               | 男<br>Male    | 女<br>Female   | 計<br>Total                      | 男<br>Male    | 女<br>Female  | 計<br>Total                               | 男<br>Male    | 女<br>Female  |
| 51,827                                   | 1,550        | 50,277        | 8,624                           | 4,695        | 3,929        | 3,354                                    | 1,840        | 1,514        |
| 50,088                                   | 1,761        | 48,327        | 8,697                           | 4,747        | 3,950        | 2,752                                    | 1,561        | 1,191        |
| 49,870                                   | 1,951        | 47,919        | 12,048                          | 6,681        | 5,367        | 7,404                                    | 1,768        | 5,636        |
| 49,359                                   | 1,874        | 47,485        | 7,104                           | 3,945        | 3,159        | 7,389                                    | 1,765        | 5,624        |
| 49,444                                   | 1,823        | 47,621        | 11,541                          | 6,324        | 5,217        | 4,491                                    | 1,650        | 2,841        |
| 49,872                                   | 1,851        | 48,021        | 11,793                          | 6,497        | 5,296        | 7,412                                    | 1,769        | 5,643        |
| 49,870                                   | 1,951        | 47,919        | 12,048                          | 6,681        | 5,367        | 7,404                                    | 1,768        | 5,636        |
| <b>49,668</b>                            | <b>2,221</b> | <b>47,447</b> | <b>11,926</b>                   | <b>6,617</b> | <b>5,309</b> | <b>6,649</b>                             | <b>1,764</b> | <b>4,885</b> |
| 44,271                                   | 1,587        | 42,684        | 5,990                           | 3,348        | 2,642        | 6,901                                    | 1,539        | 5,362        |
| 47,151                                   | 1,687        | 45,464        | 10,167                          | 5,802        | 4,365        | 6,967                                    | 1,645        | 5,322        |
| 48,162                                   | 1,834        | 46,328        | 11,681                          | 6,530        | 5,151        | 7,199                                    | 1,741        | 5,458        |
| 48,849                                   | 1,990        | 46,859        | 12,152                          | 6,718        | 5,434        | 7,230                                    | 1,766        | 5,464        |
| 48,588                                   | 1,938        | 46,650        | 12,209                          | 6,745        | 5,464        | 7,288                                    | 1,805        | 5,483        |
| 47,264                                   | 1,950        | 45,314        | 8,335                           | 4,746        | 3,589        | 6,930                                    | 1,767        | 5,163        |
| 46,659                                   | 2,010        | 44,649        | 5,223                           | 2,926        | 2,297        | 6,954                                    | 1,775        | 5,179        |
| 48,532                                   | 2,027        | 46,505        | 5,982                           | 3,418        | 2,564        | 6,821                                    | 1,772        | 5,049        |
| 49,668                                   | 2,221        | 47,447        | 11,926                          | 6,617        | 5,309        | 6,649                                    | 1,764        | 4,885        |
| 2.34                                     | 9.57         | 2.03          | 99.36                           | 93.59        | 107.06       | -2.52                                    | -0.45        | -3.25        |
| 0.63                                     | 18.52        | -0.08         | 67.88                           | 67.73        | 68.06        | -10.01                                   | -0.06        | -13.14       |

Source : National Immigration Agency, MOI.



表49. 外來人口停留人數

單位:人

| 年(月)底別<br>End of Year(Month)     | 總計<br>Grand Total |               |               | 外國人<br>Foreigners |               |               |
|----------------------------------|-------------------|---------------|---------------|-------------------|---------------|---------------|
|                                  | 計<br>Total        | 男<br>Male     | 女<br>Female   | 計<br>Total        | 男<br>Male     | 女<br>Female   |
| 一〇一年 2012                        | 156,622           | 77,337        | 79,285        | 103,101           | 54,318        | 48,783        |
| 一〇二年 2013                        | 182,055           | 88,836        | 93,219        | 112,728           | 59,383        | 53,345        |
| 一〇三年 2014                        | 150,678           | 73,729        | 76,949        | 114,213           | 58,357        | 55,856        |
| 九月 Sept.                         | 186,308           | 85,961        | 100,347       | 62,601            | 35,416        | 27,185        |
| 十月 Oct.                          | 179,460           | 83,356        | 96,104        | 71,672            | 38,493        | 33,179        |
| 十一月 Nov.                         | 173,364           | 78,784        | 94,580        | 74,134            | 38,326        | 35,808        |
| 十二月 Dec.                         | 150,678           | 73,729        | 76,949        | 114,213           | 58,357        | 55,856        |
| <b>一〇四年 2015</b>                 | <b>145,355</b>    | <b>68,315</b> | <b>77,040</b> | <b>63,984</b>     | <b>35,670</b> | <b>28,314</b> |
| 一月 Jan.                          | 163,311           | 73,307        | 90,004        | 58,301            | 31,998        | 26,303        |
| 二月 Feb.                          | 92,177            | 45,342        | 46,835        | 60,214            | 31,973        | 28,241        |
| 三月 Mar.                          | 159,841           | 72,720        | 87,121        | 63,517            | 34,404        | 29,113        |
| 四月 Apr.                          | 113,837           | 55,459        | 58,378        | 70,952            | 37,562        | 33,390        |
| 五月 May                           | 159,287           | 74,215        | 85,072        | 63,339            | 34,524        | 28,815        |
| 六月 June                          | 133,312           | 63,992        | 69,320        | 62,649            | 34,547        | 28,102        |
| 七月 July                          | 114,109           | 56,144        | 57,965        | 72,117            | 38,218        | 33,899        |
| 八月 Aug.                          | 82,570            | 44,033        | 38,537        | 54,137            | 31,415        | 22,722        |
| 九月 Sept.                         | 145,355           | 68,315        | 77,040        | 63,984            | 35,670        | 28,314        |
| 較上月增減(%)<br>VS. with Last Month  | 76.04             | 55.15         | 99.91         | 18.19             | 13.54         | 24.61         |
| 較上年同月增減(%)<br>VS. with Last Year | -21.98            | -20.53        | -23.23        | 2.21              | 0.72          | 4.15          |

資料來源：本部移民署。  
說明：102年12月起因資料清查，致無戶籍國民人數遽增。

TABLE 49. FOREIGN SOJOURNS

Unit: Person

| 大陸地區人民<br>People of the<br>Mainland Area |               |               | 香港澳門居民<br>H.K & Macao Residents |              |              | 無戶籍國民<br>Nationals No Register in R.O.C. |            |             |
|--|---------------|---------------|---------------------------------|--------------|--------------|--|------------|-------------|
| 計<br>Total                               | 男<br>Male     | 女<br>Female   | 計<br>Total                      | 男<br>Male    | 女<br>Female  | 計<br>Total                               | 男<br>Male  | 女<br>Female |
| 43,932                                   | 18,157        | 25,775        | 9,353                           | 4,725        | 4,628        | 236                                      | 137        | 99          |
| 53,434                                   | 21,207        | 32,227        | 13,655                          | 6,946        | 6,709        | 2,238                                    | 1,300      | 938         |
| 29,206                                   | 11,579        | 17,627        | 5,303                           | 2,709        | 2,594        | 1,956                                    | 1,084      | 872         |
| 105,531                                  | 41,666        | 63,865        | 16,194                          | 7,720        | 8,474        | 1,982                                    | 1,159      | 823         |
| 92,362                                   | 37,323        | 55,039        | 13,354                          | 6,315        | 7,039        | 2,072                                    | 1,225      | 847         |
| 91,576                                   | 36,412        | 55,164        | 5,936                           | 3,032        | 2,904        | 1,718                                    | 1,014      | 704         |
| 29,206                                   | 11,579        | 17,627        | 5,303                           | 2,709        | 2,594        | 1,956                                    | 1,084      | 872         |
| <b>76,645</b>                            | <b>29,919</b> | <b>46,726</b> | <b>3,144</b>                    | <b>1,813</b> | <b>1,331</b> | <b>1,582</b>                             | <b>913</b> | <b>669</b>  |
| 100,306                                  | 38,755        | 61,551        | 3,163                           | 1,632        | 1,531        | 1,541                                    | 922        | 619         |
| 25,729                                   | 9,978         | 15,751        | 5,114                           | 2,729        | 2,385        | 1,120                                    | 662        | 458         |
| 89,035                                   | 34,394        | 54,641        | 6,014                           | 3,164        | 2,850        | 1,275                                    | 758        | 517         |
| 35,505                                   | 13,916        | 21,589        | 5,989                           | 3,156        | 2,833        | 1,391                                    | 825        | 566         |
| 87,727                                   | 35,393        | 52,334        | 6,481                           | 3,251        | 3,230        | 1,740                                    | 1,047      | 693         |
| 63,926                                   | 25,760        | 38,166        | 5,021                           | 2,649        | 2,372        | 1,716                                    | 1,036      | 680         |
| 36,920                                   | 15,104        | 21,816        | 3,315                           | 1,765        | 1,550        | 1,757                                    | 1,057      | 700         |
| 24,463                                   | 10,351        | 14,112        | 2,543                           | 1,433        | 1,110        | 1,427                                    | 834        | 593         |
| 76,645                                   | 29,919        | 46,726        | 3,144                           | 1,813        | 1,331        | 1,582                                    | 913        | 669         |
| 213.31                                   | 189.04        | 231.11        | 23.63                           | 26.52        | 19.91        | 10.86                                    | 9.47       | 12.82       |
| -27.37                                   | -28.19        | -26.84        | -80.59                          | -76.52       | -84.29       | -20.18                                   | -21.23     | -18.71      |

Source : National Immigration Agency, MOI.

Note : Due to thorough data check in Dec., 2013, the number of nationals no register in R.O.C. is sharply increased.

表50. 外來人口逾期居留人數

單位:人

| 年(月)底別<br>End of Year(Month)     | 總計<br>Grand Total |               |               | 外國人<br>Foreigners |               |               |
|----------------------------------|-------------------|---------------|---------------|-------------------|---------------|---------------|
|                                  | 計<br>Total        | 男<br>Male     | 女<br>Female   | 計<br>Total        | 男<br>Male     | 女<br>Female   |
| 一〇一年 2012                        | 44,417            | 14,928        | 29,489        | 43,881            | 14,895        | 28,986        |
| 一〇二年 2013                        | 47,964            | 16,864        | 31,100        | 47,377            | 16,825        | 30,552        |
| 一〇三年 2014                        | 49,265            | 18,476        | 30,789        | 48,776            | 18,429        | 30,347        |
| 九月 Sept.                         | 49,383            | 18,071        | 31,312        | 48,812            | 18,021        | 30,791        |
| 十月 Oct.                          | 48,049            | 17,650        | 30,399        | 47,477            | 17,598        | 29,879        |
| 十一月 Nov.                         | 48,606            | 18,087        | 30,519        | 48,130            | 18,040        | 30,090        |
| 十二月 Dec.                         | 49,265            | 18,476        | 30,789        | 48,776            | 18,429        | 30,347        |
| <b>一〇四年 2015</b>                 | <b>55,601</b>     | <b>22,653</b> | <b>32,948</b> | <b>55,121</b>     | <b>22,597</b> | <b>32,524</b> |
| 一月 Jan.                          | 49,896            | 18,746        | 31,150        | 49,410            | 18,698        | 30,712        |
| 二月 Feb.                          | 50,240            | 18,916        | 31,324        | 49,732            | 18,866        | 30,866        |
| 三月 Mar.                          | 51,463            | 19,898        | 31,565        | 50,936            | 19,846        | 31,090        |
| 四月 Apr.                          | 52,250            | 20,440        | 31,810        | 51,712            | 20,388        | 31,324        |
| 五月 May                           | 52,940            | 21,054        | 31,886        | 52,469            | 21,007        | 31,462        |
| 六月 June                          | 53,122            | 21,231        | 31,891        | 52,638            | 21,180        | 31,458        |
| 七月 July                          | 54,829            | 22,123        | 32,706        | 54,318            | 22,074        | 32,244        |
| 八月 Aug.                          | 55,348            | 22,432        | 32,916        | 54,829            | 22,379        | 32,450        |
| 九月 Sept.                         | 55,601            | 22,653        | 32,948        | 55,121            | 22,597        | 32,524        |
| 較上月增減(%)<br>VS. with Last Month  | 0.46              | 0.99          | 0.10          | 0.53              | 0.97          | 0.23          |
| 較上年同月增減(%)<br>VS. with Last Year | 12.59             | 25.36         | 5.22          | 12.93             | 25.39         | 5.63          |

資料來源：本部移民署。

TABLE 50. OVERSTAYED FOREIGN NATIONALS WITH RESIDENT VISA

Unit:Person

| 大陸地區人民<br>People of the<br>Mainland Area |           |             | 香港澳門居民<br>H.K & Macao Residents |           |             | 無戶籍國民<br>Nationals No Register in R.O.C. |           |             |
|--|-----------|-------------|---------------------------------|-----------|-------------|--|-----------|-------------|
| 計<br>Total                               | 男<br>Male | 女<br>Female | 計<br>Total                      | 男<br>Male | 女<br>Female | 計<br>Total                               | 男<br>Male | 女<br>Female |
| 536                                      | 33        | 503         | —                               | —         | —           | —  | —         | —           |
| 587                                      | 39        | 548         | —                               | —         | —           | —  | —         | —           |
| 473                                      | 36        | 437         | 4                               | 2         | 2           | 12                                       | 9         | 3           |
| 551                                      | 37        | 514         | 5                               | 3         | 2           | 15                                       | 10        | 5           |
| 551                                      | 38        | 513         | 7                               | 4         | 3           | 14                                       | 10        | 4           |
| 460                                      | 36        | 424         | 4                               | 2         | 2           | 12                                       | 9         | 3           |
| 473                                      | 36        | 437         | 4                               | 2         | 2           | 12                                       | 9         | 3           |
| <b>450</b>                               | <b>34</b> | <b>416</b>  | <b>18</b>                       | <b>13</b> | <b>5</b>    | <b>12</b>                                | <b>9</b>  | <b>3</b>    |
| 471                                      | 37        | 434         | 4                               | 2         | 2           | 11                                       | 9         | 2           |
| 491                                      | 38        | 453         | 5                               | 2         | 3           | 12                                       | 10        | 2           |
| 509                                      | 39        | 470         | 5                               | 2         | 3           | 13                                       | 11        | 2           |
| 519                                      | 38        | 481         | 5                               | 2         | 3           | 14                                       | 12        | 2           |
| 453                                      | 35        | 418         | 6                               | 2         | 4           | 12                                       | 10        | 2           |
| 464                                      | 37        | 427         | 7                               | 3         | 4           | 13                                       | 11        | 2           |
| 491                                      | 37        | 454         | 9                               | 3         | 6           | 11                                       | 9         | 2           |
| 497                                      | 39        | 458         | 8                               | 4         | 4           | 14                                       | 10        | 4           |
| 450                                      | 34        | 416         | 18                              | 13        | 5           | 12                                       | 9         | 3           |
| -9.46                                    | -12.82    | -9.17       | 125.00                          | 225.00    | 25.00       | -14.29                                   | -10.00    | -25.00      |
| -18.33                                   | -8.11     | -19.07      | 260.00                          | 333.33    | 150.00      | -20.00                                   | -10.00    | -40.00      |

Source : National Immigration Agency, MOI.

表51. 外來人口逾期停留人數

單位:人

| 年(月)底別<br>End of Year(Month)     | 總計<br>Grand Total |              |              | 外國人<br>Foreigners |              |              |
|----------------------------------|-------------------|--------------|--------------|-------------------|--------------|--------------|
|                                  | 計<br>Total        | 男<br>Male    | 女<br>Female  | 計<br>Total        | 男<br>Male    | 女<br>Female  |
| 一〇一年 2012                        | 22,279            | 11,249       | 11,030       | 19,300            | 10,334       | 8,966        |
| 一〇二年 2013                        | 21,965            | 10,737       | 11,228       | 17,351            | 8,953        | 8,398        |
| 一〇三年 2014                        | 19,733            | 9,962        | 9,771        | 16,935            | 8,946        | 7,989        |
| 九月 Sept.                         | 20,359            | 10,216       | 10,143       | 17,276            | 9,076        | 8,200        |
| 十月 Oct.                          | 19,559            | 9,832        | 9,727        | 16,647            | 8,758        | 7,889        |
| 十一月 Nov.                         | 19,536            | 9,833        | 9,703        | 16,758            | 8,827        | 7,931        |
| 十二月 Dec.                         | 19,733            | 9,962        | 9,771        | 16,935            | 8,946        | 7,989        |
| 一〇四年 2015                        | <b>17,558</b>     | <b>8,933</b> | <b>8,625</b> | <b>14,672</b>     | <b>7,839</b> | <b>6,833</b> |
| 一月 Jan.                          | 19,683            | 9,975        | 9,708        | 16,876            | 8,953        | 7,923        |
| 二月 Feb.                          | 19,778            | 10,000       | 9,778        | 16,918            | 8,958        | 7,960        |
| 三月 Mar.                          | 19,813            | 10,067       | 9,746        | 16,869            | 8,992        | 7,877        |
| 四月 Apr.                          | 19,588            | 9,842        | 9,746        | 16,624            | 8,750        | 7,874        |
| 五月 May                           | 17,408            | 8,822        | 8,586        | 14,588            | 7,789        | 6,799        |
| 六月 June                          | 17,550            | 8,944        | 8,606        | 14,660            | 7,883        | 6,777        |
| 七月 July                          | 17,592            | 8,966        | 8,626        | 14,665            | 7,883        | 6,782        |
| 八月 Aug.                          | 17,616            | 8,940        | 8,676        | 14,669            | 7,840        | 6,829        |
| 九月 Sept.                         | 17,558            | 8,933        | 8,625        | 14,672            | 7,839        | 6,833        |
| 較上月增減(%)<br>VS. with Last Month  | -0.33             | -0.08        | -0.59        | 0.02              | -0.01        | 0.06         |
| 較上年同月增減(%)<br>VS. with Last Year | -13.76            | -12.56       | -14.97       | -15.07            | -13.63       | -16.67       |

資料來源：本部移民署。

說明：102年12月起因資料清查，致無戶籍國民人數遽增。

TABLE 51. OVERSTAYED FOREIGN NATIONALS WITH TOURIST VISA

Unit:Person

| 大陸地區人民<br>People of the<br>Mainland Area |            |              | 香港澳門居民<br>H.K & Macao Residents |            |             | 無戶籍國民<br>Nationals No Register in R.O.C. |            |             |
|--|------------|--------------|---------------------------------|------------|-------------|--|------------|-------------|
| 計<br>Total                               | 男<br>Male  | 女<br>Female  | 計<br>Total                      | 男<br>Male  | 女<br>Female | 計<br>Total                               | 男<br>Male  | 女<br>Female |
| 2,119                                    | 505        | 1,614        | 717                             | 336        | 381         | 143                                      | 74         | 69          |
| 2,856                                    | 872        | 1,984        | 1,057                           | 577        | 480         | 701                                      | 335        | 366         |
| 1,582                                    | 343        | 1,239        | 758                             | 438        | 320         | 458                                      | 235        | 223         |
| 1,821                                    | 447        | 1,374        | 794                             | 458        | 336         | 468                                      | 235        | 233         |
| 1,651                                    | 377        | 1,274        | 800                             | 464        | 336         | 461                                      | 233        | 228         |
| 1,574                                    | 342        | 1,232        | 750                             | 432        | 318         | 454                                      | 232        | 222         |
| 1,582                                    | 343        | 1,239        | 758                             | 438        | 320         | 458                                      | 235        | 223         |
| <b>1,577</b>                             | <b>370</b> | <b>1,207</b> | <b>808</b>                      | <b>464</b> | <b>344</b>  | <b>501</b>                               | <b>260</b> | <b>241</b>  |
| 1,580                                    | 344        | 1,236        | 762                             | 438        | 324         | 465                                      | 240        | 225         |
| 1,607                                    | 351        | 1,256        | 769                             | 440        | 329         | 484                                      | 251        | 233         |
| 1,639                                    | 359        | 1,280        | 794                             | 449        | 345         | 511                                      | 267        | 244         |
| 1,664                                    | 365        | 1,299        | 791                             | 456        | 335         | 509                                      | 271        | 238         |
| 1,585                                    | 344        | 1,241        | 765                             | 444        | 321         | 470                                      | 245        | 225         |
| 1,618                                    | 354        | 1,264        | 785                             | 452        | 333         | 487                                      | 255        | 232         |
| 1,635                                    | 367        | 1,268        | 796                             | 454        | 342         | 496                                      | 262        | 234         |
| 1,660                                    | 388        | 1,272        | 797                             | 456        | 341         | 490                                      | 256        | 234         |
| 1,577                                    | 370        | 1,207        | 808                             | 464        | 344         | 501                                      | 260        | 241         |
| -5.00                                    | -4.64      | -5.11        | 1.38                            | 1.75       | 0.88        | 2.24                                     | 1.56       | 2.99        |
| -13.40                                   | -17.23     | -12.15       | 1.76                            | 1.31       | 2.38        | 7.05                                     | 10.64      | 3.43        |

Source : National Immigration Agency, MOI.

Note : Due to thorough data check in Dec., 2013, the number of nationals no register in R.O.C. is sharply increased.

表52. 小三通統計

Table 52. MINI THREE-LINK TRANSPORTATION

單位：人

Unit: Person

| 年(月)別<br>Year(month) | 總計<br>Grand Total |  |   |   |                                       |                    | 計<br>Total     | 臺灣地區<br>人民<br>People of the<br>Taiwan Area |
|----------------------|-------------------|--|---|---|---------------------------------------|--------------------|----------------|--|
|                      | 計<br>Total        | 臺灣地區<br>人民<br>People of the<br>Taiwan Area | 大陸地區<br>人民<br>People of the<br>Mainland<br>Area | 香港澳門<br>居民<br>H.K &<br>Macao<br>Residents | 無戶籍<br>國民<br>No Register<br>in R.O.C. | 外國人民<br>Foreigners |                |  |
|                      | 九十五年 2006         | 664,255                                    | 579,357   | 84,579                                    | —                                     | 319                |                |  |
| 九十六年 2007            | 778,880           | 670,164                                    | 108,419   | 12  | 282                                   | 3                  | 387,081        | 332,794                                    |
| 九十七年 2008            | 1,047,037         | 952,531                                    | 81,377  | 818                                       | 7,426                                 | 4,885              | 518,855        | 471,848                                    |
| 九十八年 2009            | 1,378,388         | 1,104,596                                  | 217,142   | 5,616                                     | 30,296                                | 20,738             | 687,429        | 550,773                                    |
| 九十九年 2010            | 1,447,639         | 1,063,545                                  | 354,243   | 4,634                                     | 220                                   | 24,997             | 721,746        | 531,968                                    |
| 一〇〇年 2011            | 1,516,351         | 1,078,335                                  | 400,878   | 5,550                                     | 176                                   | 31,412             | 755,787        | 539,364                                    |
| 一〇一年 2012            | 1,494,718         | 1,043,964                                  | 407,610   | 9,456                                     | 156                                   | 33,532             | 739,538        | 524,943                                    |
| 一〇二年 2013            | 1,398,057         | 1,009,926                                  | 338,639   | 13,081                                    | 151                                   | 36,260             | 691,884        | 509,629                                    |
| 一〇三年 2014            | 1,558,119         | 1,033,205                                  | 448,847   | 32,510                                    | 84                                    | 43,473             | 774,556        | 522,050                                    |
| 九月 Sept.             | 123,855           | 87,426                                     | 31,326  | 1,786                                     | 8                                     | 3,309              | 65,067         | 45,796                                     |
| 十月 Oct.              | 148,073           | 93,083                                     | 48,651  | 1,834                                     | 10                                    | 4,495              | 72,280         | 45,761                                     |
| 十一月 Nov.             | 136,962           | 82,296                                     | 47,885  | 2,362                                     | 4                                     | 4,415              | 69,148         | 43,249                                     |
| 十二月 Dec.             | 134,576           | 86,067                                     | 40,656  | 3,529                                     | 2                                     | 4,322              | 66,277         | 42,965                                     |
| 一〇四年 2015            | <b>1,332,305</b>  | <b>775,300</b>                             | <b>516,277</b>                                  | <b>13,829</b>                             | <b>50</b>                             | <b>26,849</b>      | <b>665,342</b> | <b>392,640</b>                             |
| 一月 Jan.              | 133,676           | 88,024                                     | 41,638  | 1,115                                     | 4                                     | 2,895              | 65,024         | 43,047                                     |
| 二月 Feb.              | 132,920           | 78,227                                     | 51,135  | 1,339                                     | 5                                     | 2,214              | 68,146         | 40,922                                     |
| 三月 Mar.              | 131,912           | 85,617                                     | 42,283  | 1,198                                     | 8                                     | 2,806              | 65,468         | 42,372                                     |
| 四月 Apr.              | 163,925           | 89,085                                     | 67,338  | 3,511                                     | 13                                    | 3,978              | 82,965         | 44,891                                     |
| 五月 May               | 157,900           | 85,355                                     | 66,942  | 1,834                                     | 2                                     | 3,767              | 77,103         | 42,786                                     |
| 六月 June              | 143,314           | 89,447                                     | 49,581  | 1,119                                     | 7                                     | 3,160              | 70,203         | 44,741                                     |
| 七月 July              | 156,973           | 91,996                                     | 61,285  | 975                                       | 2                                     | 2,715              | 77,267         | 45,560                                     |
| 八月 Aug.              | 168,884           | 88,550                                     | 76,444  | 1,465                                     | 3                                     | 2,422              | 84,485         | 46,446                                     |
| 九月 Sept.             | 142,801           | 78,999                                     | 59,631  | 1,273                                     | 6                                     | 2,892              | 74,681         | 41,875                                     |
| 金門 Kinmen            | 130,477           | 77,492                                     | 49,394  | 1,110                                     | 6                                     | 2,475              | 68,663         | 41,148                                     |
| 馬祖 Mazu              | 2,249             | 1,253                                      | 758   | 13  | —                                     | 225                | 1,051          | 591  |
| 澎湖 Penghu            | 10,075            | 254  | 9,479   | 150                                       | —                                     | 192                | 4,967          | 136  |

| 入境<br>Entry                                     |   |                                       |                    | 出境<br>Exit     |  |   |   |                                       |                    |
|---|---|---------------------------------------|--------------------|----------------|--|---|---|---------------------------------------|--------------------|
| 大陸地區<br>人民<br>People of the<br>Mainland<br>Area | 香港澳門<br>居民<br>H.K &<br>Macao<br>Residents | 無戶籍<br>國民<br>No Register<br>in R.O.C. | 外國人民<br>Foreigners | 計<br>Total     | 臺灣地區<br>人民<br>People of the<br>Taiwan Area | 大陸地區<br>人民<br>People of the<br>Mainland<br>Area | 香港澳門<br>居民<br>H.K &<br>Macao<br>Residents | 無戶籍<br>國民<br>No Register<br>in R.O.C. | 外國人民<br>Foreigners |
| 42,448  | —   | 159                                   | —                  | 333,914        | 291,623                                    | 42,131  | —   | 160                                   | —                  |
| 54,140  | 6   | 141                                   | —                  | 391,799        | 337,370                                    | 54,279  | 6   | 141                                   | 3                  |
| 40,513  | 399                                       | 3,777                                 | 2,318              | 528,182        | 480,683                                    | 40,864  | 419                                       | 3,649                                 | 2,567              |
| 108,361   | 2,778                                     | 15,088                                | 10,429             | 690,959        | 553,823                                    | 108,781   | 2,838                                     | 15,208                                | 10,309             |
| 174,751   | 2,317                                     | 110                                   | 12,600             | 725,893        | 531,577                                    | 179,492   | 2,317                                     | 110                                   | 12,397             |
| 197,830   | 2,757                                     | 89                                    | 15,747             | 760,564        | 538,971                                    | 203,048   | 2,793                                     | 87                                    | 15,665             |
| 193,025   | 4,721                                     | 74                                    | 16,775             | 755,180        | 519,021                                    | 214,585   | 4,735                                     | 82                                    | 16,757             |
| 157,356   | 6,529                                     | 79                                    | 18,291             | 706,173        | 500,297                                    | 181,283   | 6,552                                     | 72                                    | 17,969             |
| 214,240   | 16,278                                    | 41                                    | 21,947             | 783,563        | 511,155                                    | 234,607   | 16,232                                    | 43                                    | 21,526             |
| 16,650  | 921                                       | 4                                     | 1,696              | 58,788         | 41,630                                     | 14,676  | 865                                       | 4                                     | 1,613              |
| 23,250  | 922                                       | 5                                     | 2,342              | 75,793         | 47,322                                     | 25,401  | 912                                       | 5                                     | 2,153              |
| 22,501  | 1,151                                     | 2                                     | 2,245              | 67,814         | 39,047                                     | 25,384  | 1,211                                     | 2                                     | 2,170              |
| 19,331  | 1,785                                     | 1                                     | 2,195              | 68,299         | 43,102                                     | 21,325  | 1,744                                     | 1                                     | 2,127              |
| <b>252,195</b>                                  | <b>6,934</b>                              | <b>25</b>                             | <b>13,548</b>      | <b>666,963</b> | <b>382,660</b>                             | <b>264,082</b>                                  | <b>6,895</b>                              | <b>25</b>                             | <b>13,301</b>      |
| 20,011  | 529                                       | 3                                     | 1,434              | 68,652         | 44,977                                     | 21,627  | 586                                       | 1                                     | 1,461              |
| 25,393  | 679                                       | 3                                     | 1,149              | 64,774         | 37,305                                     | 25,742  | 660                                       | 2                                     | 1,065              |
| 21,093  | 587                                       | 4                                     | 1,412              | 66,444         | 43,245                                     | 21,190  | 611                                       | 4                                     | 1,394              |
| 34,258  | 1,792                                     | 6                                     | 2,018              | 80,960         | 44,194                                     | 33,080  | 1,719                                     | 7                                     | 1,960              |
| 31,525  | 914                                       | 1                                     | 1,877              | 80,797         | 42,569                                     | 35,417  | 920                                       | 1                                     | 1,890              |
| 23,304  | 584                                       | 3                                     | 1,571              | 73,111         | 44,706                                     | 26,277  | 535                                       | 4                                     | 1,589              |
| 29,862  | 461                                       | 1                                     | 1,383              | 79,706         | 46,436                                     | 31,423  | 514                                       | 1                                     | 1,332              |
| 36,111  | 712                                       | 1                                     | 1,215              | 84,399         | 42,104                                     | 40,333  | 753                                       | 2                                     | 1,207              |
| 30,638  | 676                                       | 3                                     | 1,489              | 68,120         | 37,124                                     | 28,993  | 597                                       | 3                                     | 1,403              |
| 25,639  | 593                                       | 3                                     | 1,280              | 61,814         | 36,344                                     | 23,755  | 517                                       | 3                                     | 1,195              |
| 339   | 8   | —                                     | 113                | 1,198          | 662  | 419   | 5   | —                                     | 112                |
| 4,660   | 75  | —                                     | 96                 | 5,108          | 118  | 4,819   | 75  | —                                     | 96                 |

資料來源：本部移民署。

說明：1. 金門小三通於民國90年1月1日實施，並自97年10月15日起增加澎湖。  
2. 依據「臺灣地區與大陸地區人民關係條例」，臺灣地區人民係指在臺灣地區設有戶籍之人民。

Source : National Immigration Agency, MOI.

Notes : 1. Kinmen and Mazu mini three-link transportation was implemented on Jan. 1, 2001, and Penghu was included since Oct. 15, 2008.  
2. "People of the Taiwan Area" refers to the people who have household registrations in the Taiwan Area.

表53. 大陸地區配偶申請來臺團聚通過訪查及面（訪）談

TABLE 53. VISIT AND INTERVIEW APPLICATIONS FOR MAINLAND CHINESE SPOUSES COMING TO TAIWAN TO GET TOGETHER WITH FAMILY MEMBERS

| 年（月）別<br>Year (Month)            | 訪查<br>Visits                    | 訪談<br>Visits and Interviews |                                 |                                    |                               | 件數<br>合計<br>Total Cases |
|----------------------------------|---------------------------------|-----------------------------|---------------------------------|------------------------------------|-------------------------------|-------------------------|
|                                  | 通過訪查<br>件數<br>Passed<br>(Cases) | 件數<br>合計<br>Total Cases     | 通過訪談<br>件數<br>Passed<br>(Cases) | 不予通過<br>訪談件數<br>Refused<br>(Cases) | 不予通過<br>比率(%)<br>Refused Rate |                         |
| 九十七年 2008                        | ...                             | 12,554                      | 9,291                           | 3,263                              | 25.99                         | ...                     |
| 九十八年 2009                        | ...                             | 10,567                      | 8,160                           | 2,407                              | 22.78                         | ...                     |
| 九十九年 2010                        | ...                             | 7,276                       | 5,515                           | 1,761                              | 24.20                         | ...                     |
| 一〇〇年 2011                        | ...                             | 6,445                       | 4,615                           | 1,830                              | 28.39                         | ...                     |
| 一〇一年 2012                        | ...                             | 5,959                       | 3,947                           | 2,012                              | 33.76                         | 10,283                  |
| 一〇二年 2013                        | ...                             | 5,083                       | 3,250                           | 1,833                              | 36.06                         | 9,130                   |
| 一〇三年 2014                        | ...                             | 4,501                       | 2,924                           | 1,577                              | 35.04                         | 8,256                   |
| 九 月 Sept.                        | ...                             | 376                         | 243                             | 133                                | 35.37                         | 748                     |
| 十 月 Oct.                         | ...                             | 375                         | 242                             | 133                                | 35.47                         | 653                     |
| 十一月 Nov.                         | ...                             | 339                         | 233                             | 106                                | 31.27                         | 682                     |
| 十二月 Dec.                         | ...                             | 425                         | 294                             | 131                                | 30.82                         | 658                     |
| <b>一〇四年 2015</b>                 | <b>3,554</b>                    | <b>2,672</b>                | <b>1,782</b>                    | <b>890</b>                         | <b>33.31</b>                  | <b>5,613</b>            |
| 一 月 Jan.                         | 431                             | 318                         | 193                             | 125                                | 39.31                         | 530                     |
| 二 月 Feb.                         | 292                             | 232                         | 153                             | 79                                 | 34.05                         | 894                     |
| 三 月 Mar.                         | 402                             | 260                         | 160                             | 100                                | 38.46                         | 567                     |
| 四 月 Apr.                         | 362                             | 227                         | 162                             | 65                                 | 28.63                         | 563                     |
| 五 月 May                          | 388                             | 296                         | 195                             | 101                                | 34.12                         | 572                     |
| 六 月 June                         | 418                             | 312                         | 216                             | 96                                 | 30.77                         | 558                     |
| 七 月 July                         | 482                             | 344                         | 227                             | 117                                | 34.01                         | 581                     |
| 八 月 Aug.                         | 397                             | 376                         | 267                             | 109                                | 28.99                         | 625                     |
| 九 月 Sept.                        | 382                             | 307                         | 209                             | 98                                 | 31.92                         | 723                     |
| 較上月增減(%)<br>VS. with Last Month  | -3.78                           | -18.35                      | -21.72                          | -10.09                             | 2.93                          | 15.68                   |
| 較上年同月增減(%)<br>VS. with Last Year | ...                             | -18.35                      | -13.99                          | -26.32                             | -3.45                         | -3.34                   |

| 國境線面談<br>Border Interviews      |                                    |   |                               | 二度面談<br>Secondary Interviews |                                 |                                    |                               |
|---------------------------------|------------------------------------|---|-------------------------------|------------------------------|---------------------------------|------------------------------------|-------------------------------|
| 通過面談<br>件數<br>Passed<br>(Cases) | 不予通過<br>面談件數<br>Refused<br>(Cases) | 需二度<br>面談件數<br>Require<br>Secondary<br>Interviews | 不予通過<br>比率(%)<br>Refused Rate | 件數<br>合計<br>Total Cases      | 通過面談<br>件數<br>Passed<br>(Cases) | 不予通過<br>面談件數<br>Refused<br>(Cases) | 不予通過<br>比率(%)<br>Refused Rate |
| ...                             | ...                                | ...   | ...                           | 1,353                        | 1,156                           | 197                                | 14.56                         |
| ...                             | ...                                | ...   | ...                           | 1,707                        | 1,445                           | 262                                | 15.35                         |
| ...                             | ...                                | ...   | ...                           | 1,319                        | 1,159                           | 160                                | 12.13                         |
| ...                             | ...                                | ...   | ...                           | 1,079                        | 926                             | 153                                | 14.18                         |
| 8,936                           | 96                                 | 1,251   | 1.06                          | 1,179                        | 980                             | 199                                | 16.88                         |
| 7,667                           | 175                                | 1,288   | 2.23                          | 1,356                        | 1,080                           | 276                                | 20.35                         |
| 7,068                           | 157                                | 1,031   | 2.17                          | 1,028                        | 834                             | 194                                | 18.87                         |
| 625                             | 16                                 | 107   | 2.50                          | 96                           | 78                              | 18                                 | 18.75                         |
| 546                             | 24                                 | 83  | 4.21                          | 83                           | 71                              | 12                                 | 14.46                         |
| 583                             | 12                                 | 87  | 2.02                          | 83                           | 73                              | 10                                 | 12.05                         |
| 567                             | 7                                  | 84  | 1.22                          | 76                           | 65                              | 11                                 | 14.47                         |
| <b>4,941</b>                    | <b>120</b>                         | <b>552</b>  | <b>2.37</b>                   | <b>451</b>                   | <b>408</b>                      | <b>43</b>                          | <b>9.53</b>                   |
| 460                             | 8                                  | 62  | 1.71                          | 74                           | 68                              | 6                                  | 8.11                          |
| 847                             | 4                                  | 43  | 0.47                          | 65                           | 55                              | 10                                 | 15.38                         |
| 478                             | 9                                  | 80  | 1.85                          | 41                           | 38                              | 3                                  | 7.32                          |
| 491                             | 6                                  | 66  | 1.21                          | 52                           | 46                              | 6                                  | 11.54                         |
| 502                             | 17                                 | 53  | 3.28                          | 46                           | 42                              | 4                                  | 8.70                          |
| 482                             | 24                                 | 52  | 4.74                          | 41                           | 38                              | 3                                  | 7.32                          |
| 502                             | 17                                 | 62  | 3.28                          | 39                           | 35                              | 4                                  | 10.26                         |
| 557                             | 16                                 | 52  | 2.79                          | 49                           | 45                              | 4                                  | 8.16                          |
| 622                             | 19                                 | 82  | 2.96                          | 44                           | 41                              | 3                                  | 6.82                          |
| 11.67                           | 18.75                              | 57.69   | 0.17                          | -10.20                       | -8.89                           | -25.00                             | -1.35                         |
| -0.48                           | 18.75                              | -23.36  | 0.47                          | -54.17                       | -47.44                          | -83.33                             | -11.93                        |

資料來源：本部移民署。

說明：1. 101年起新增「國境線面談」統計。  
2. 104年起新增「訪查」統計。

Source : National Immigration Agency, MOI.

Note : 1. The figures include "Border Interviews" since 2012.  
2. The figures include "Visits" since 2015.

表54. 外籍配偶照顧輔導基金核定補助

| 年(雙月)別<br>Year (Bi-month)          |              | 總 計<br>Total          |                                      |                        |                                       |
|------------------------------------|--------------|-----------------------|--------------------------------------|------------------------|---------------------------------------|
|                                    |              | 申請件數<br>Cases Applied | 申請金額(元)<br>Amount Applied<br>(NT.\$) | 核定件數<br>Cases Approved | 核定金額(元)<br>Amount Approved<br>(NT.\$) |
| 九十六年                               | 2007         | 255                   | 499,800,290                          | 118                    | 242,734,563                           |
| 九十七年                               | 2008         | 254                   | 286,976,780                          | 193                    | 239,767,580                           |
| 九十八年                               | 2009         | 291                   | 300,495,813                          | 194                    | 186,481,664                           |
| 九十九年                               | 2010         | 533                   | 407,041,517                          | 362                    | 223,678,389                           |
| 一〇〇年                               | 2011         | 650                   | 436,353,211                          | 342                    | 208,799,737                           |
| 一〇一年                               | 2012         | 623                   | 571,881,031                          | 456                    | 425,079,407                           |
| 一〇二年                               | 2013         | 796                   | 635,416,132                          | 513                    | 457,057,634                           |
| 一〇三年                               | 2014         | 643                   | 610,880,833                          | 395                    | 422,262,764                           |
| 七-八月                               | July ~ Aug.  | 57                    | 14,803,594                           | 34                     | 6,735,810                             |
| 九-十月                               | Sept. ~ Oct. | 133                   | 312,603,967                          | 97                     | 202,799,573                           |
| 十一-十二月                             | Nov. ~ Dec.  | 72                    | 19,825,051                           | 43                     | 9,392,147                             |
| <b>一〇四年</b>                        | <b>2015</b>  | <b>257</b>            | <b>133,908,353</b>                   | <b>148</b>             | <b>91,824,441</b>                     |
| 一-二月                               | Jan. ~ Feb.  | 75                    | 24,068,438                           | 46                     | 13,197,664                            |
| 三-四月                               | Mar. ~ Apr.  | 68                    | 18,369,576                           | 42                     | 8,641,142                             |
| 五-六月                               | May ~ June   | 61                    | 37,889,071                           | 31                     | 28,292,890                            |
| 七-八月                               | July ~ Aug.  | 53                    | 53,581,268                           | 29                     | 41,692,745                            |
| 較上期增減(%)<br>VS. with Last Bi-month |              | -13.11                | 41.42                                | -6.45                  | 47.36                                 |
| 較上年同期增減(%)<br>VS. with Last Year   |              | -7.02                 | 261.95                               | -14.71                 | 518.97                                |

TABLE 54. SUBSIDIES OF FOREIGN SPOUSES CARE AND ASSISTANCE FUND

| 中央政府<br>Central Government |                                      |                        |                                       |
|----------------------------|--------------------------------------|------------------------|---------------------------------------|
| 申請件數<br>Cases Applied      | 申請金額(元)<br>Amount Applied<br>(NT.\$) | 核定件數<br>Cases Approved | 核定金額(元)<br>Amount Approved<br>(NT.\$) |
| 23                         | 213,659,341                          | 17                     | 172,139,854                           |
| 38                         | 68,547,781                           | 22                     | 50,656,957                            |
| 39                         | 74,085,731                           | 20                     | 58,457,314                            |
| 24                         | 60,013,719                           | 19                     | 44,336,104                            |
| 38                         | 78,248,828                           | 15                     | 46,847,798                            |
| 30                         | 267,851,189                          | 24                     | 255,386,108                           |
| 44                         | 292,436,928                          | 32                     | 270,567,050                           |
| 33                         | 261,593,794                          | 22                     | 249,016,998                           |
| —                          | —                                    | —                      | —                                     |
| 23                         | 90,664,981                           | 13                     | 81,119,820                            |
| 1                          | 241,200                              | —                      | —                                     |
| <b>11</b>                  | <b>69,973,243</b>                    | <b>10</b>              | <b>66,482,750</b>                     |
| 1                          | 3,997,697                            | 1                      | 3,997,697                             |
| 1                          | 2,596,853                            | 1                      | 2,596,853                             |
| 4                          | 23,968,280                           | 4                      | 23,931,680                            |
| 5                          | 39,410,413                           | 4                      | 35,956,520                            |
| 25.00                      | 64.43                                | 0.00                   | 50.25                                 |
| —                          | —                                    | —                      | —                                     |

表54. 外籍配偶照顧輔導基金核定補助(續)

| 年(雙月)別<br>Year (Bi-month)          |              | 地方政府<br>Local Government |                                   |                        |                                    |
|------------------------------------|--------------|--------------------------|-----------------------------------|------------------------|------------------------------------|
|                                    |              | 申請件數<br>Cases Applied    | 申請金額(元)<br>Amount Applied (NT.\$) | 核定件數<br>Cases Approved | 核定金額(元)<br>Amount Approved (NT.\$) |
|                                    |              | 九十六年                     | 2007                              | 106                    | 157,029,574                        |
| 九十七年                               | 2008         | 83                       | 123,067,724                       | 99                     | 167,359,896                        |
| 九十八年                               | 2009         | 107                      | 130,774,901                       | 98                     | 111,507,140                        |
| 九十九年                               | 2010         | 205                      | 171,437,414                       | 130                    | 122,372,899                        |
| 一〇〇年                               | 2011         | 126                      | 136,951,199                       | 101                    | 116,567,459                        |
| 一〇一年                               | 2012         | 199                      | 158,386,040                       | 150                    | 126,440,444                        |
| 一〇二年                               | 2013         | 203                      | 150,312,133                       | 138                    | 122,496,337                        |
| 一〇三年                               | 2014         | 136                      | 132,362,297                       | 112                    | 113,041,094                        |
| 七-八月                               | July ~ Aug.  | 5                        | 2,471,041                         | 5                      | 2,442,295                          |
| 九-十月                               | Sept. ~ Oct. | 61                       | 105,497,102                       | 60                     | 97,493,317                         |
| 十一-十二月                             | Nov. ~ Dec.  | 11                       | 4,836,516                         | 11                     | 4,107,755                          |
| <b>一〇四年</b>                        | <b>2015</b>  | <b>37</b>                | <b>13,521,627</b>                 | <b>31</b>              | <b>10,692,451</b>                  |
| 一-二月                               | Jan. ~ Feb.  | 8                        | 4,247,452                         | 8                      | 4,111,382                          |
| 三-四月                               | Mar. ~ Apr.  | 13                       | 3,049,780                         | 9                      | 1,575,504                          |
| 五-六月                               | May ~ June   | 8                        | 2,400,160                         | 6                      | 1,554,480                          |
| 七-八月                               | July ~ Aug.  | 8                        | 3,824,235                         | 8                      | 3,451,085                          |
| 較上期增減(%)<br>VS. with Last Bi-month |              | 0.00                     | 59.33                             | 33.33                  | 122.01                             |
| 較上年同期增減(%)<br>VS. with Last Year   |              | 60.00                    | 54.76                             | 60.00                  | 41.31                              |

資料來源：本部移民署。

說明：本表資料係於每雙數月彙編。

TABLE 54. SUBSIDIES OF FOREIGN SPOUSES CARE AND ASSISTANCE FUND(CONT.)

| 民間團體<br>Non-governmental Associations |                                   |                        |                                    |
|---------------------------------------|-----------------------------------|------------------------|------------------------------------|
| 申請件數<br>Cases Applied                 | 申請金額(元)<br>Amount Applied (NT.\$) | 核定件數<br>Cases Approved | 核定金額(元)<br>Amount Approved (NT.\$) |
| 126                                   | 129,111,375                       | 53                     | 26,202,359                         |
| 133                                   | 95,361,275                        | 72                     | 21,750,727                         |
| 145                                   | 95,635,181                        | 76                     | 16,517,210                         |
| 304                                   | 175,590,384                       | 213                    | 56,969,386                         |
| 486                                   | 221,153,184                       | 226                    | 45,384,480                         |
| 394                                   | 145,643,802                       | 282                    | 43,252,855                         |
| 549                                   | 192,667,071                       | 343                    | 63,994,247                         |
| 474                                   | 216,924,742                       | 261                    | 60,204,672                         |
| 52                                    | 12,332,553                        | 29                     | 4,293,515                          |
| 49                                    | 116,441,884                       | 24                     | 24,186,436                         |
| 60                                    | 14,747,335                        | 32                     | 5,284,392                          |
| <b>209</b>                            | <b>50,413,483</b>                 | <b>107</b>             | <b>14,649,240</b>                  |
| 66                                    | 15,823,289                        | 37                     | 5,088,585                          |
| 54                                    | 12,722,943                        | 32                     | 4,468,785                          |
| 49                                    | 11,520,631                        | 21                     | 2,806,730                          |
| 40                                    | 10,346,620                        | 17                     | 2,285,140                          |
| -18.37                                | -10.19                            | -19.05                 | -18.58                             |
| -23.08                                | -16.10                            | -41.38                 | -46.78                             |

Source : National Immigration Agency, MOI.

Note : The figures are compiled bimonthly.

表55. 移民輔導成果

TABLE 55. IMMIGRANT CONSULTATION AND ASSISTANCE

| 年(月)別<br>Year (Month)            | 諮詢服務<br>Consulting Services                |               |               |                  |                   |                             |
|----------------------------------|--|---------------|---------------|------------------|-------------------|-----------------------------|
|                                  | 服務方式(人次)<br>Service Manners (Person-times) |               |               | 諮詢<br>Consulting |                   |                             |
|                                  | 合計<br>Total                                | 現場<br>Counter | 電話<br>Phone   | 合計<br>Total      | 居留定居<br>Residency | 就業服務<br>Employment Services |
| 九十六年 2007                        | 53,935                                     | 39,945        | 13,990        | 103,320          | 28,331            | 9,447                       |
| 九十七年 2008                        | 40,819                                     | 25,933        | 14,886        | 46,711           | 30,431            | 2,301                       |
| 九十八年 2009                        | 39,051                                     | 20,838        | 18,213        | 45,435           | 25,648            | 2,921                       |
| 九十九年 2010                        | 39,535                                     | 21,305        | 18,230        | 48,943           | 30,322            | 3,107                       |
| 一〇〇年 2011                        | 32,842                                     | 17,469        | 15,373        | 38,720           | 25,085            | 2,164                       |
| 一〇一年 2012                        | 28,158                                     | 14,621        | 13,537        | 29,964           | 18,545            | 2,547                       |
| 一〇二年 2013                        | 31,825                                     | 14,961        | 16,864        | 38,589           | 20,278            | 2,498                       |
| 一〇三年 2014                        | 48,442                                     | 21,367        | 27,075        | 64,884           | 34,878            | 3,535                       |
| 九月 Sept.                         | 4,173                                      | 1,792         | 2,381         | 5,296            | 3,230             | 209                         |
| 十月 Oct.                          | 3,914                                      | 1,650         | 2,264         | 4,754            | 2,884             | 196                         |
| 十一月 Nov.                         | 3,873                                      | 1,674         | 2,199         | 4,808            | 2,853             | 276                         |
| 十二月 Dec.                         | 4,165                                      | 1,955         | 2,210         | 5,048            | 2,976             | 249                         |
| <b>一〇四年 2015</b>                 | <b>74,667</b>                              | <b>41,927</b> | <b>32,740</b> | <b>127,315</b>   | <b>61,595</b>     | <b>21,566</b>               |
| 一月 Jan.                          | 11,043                                     | 7,487         | 3,556         | 16,594           | 7,783             | 5,342                       |
| 二月 Feb.                          | 8,319                                      | 5,455         | 2,864         | 26,942           | 6,444             | 3,560                       |
| 三月 Mar.                          | 7,786                                      | 3,447         | 4,339         | 9,748            | 5,962             | 544                         |
| 四月 Apr.                          | 3,740                                      | 1,651         | 2,089         | 5,087            | 3,278             | 395                         |
| 五月 May                           | 11,089                                     | 7,764         | 3,325         | 19,142           | 9,246             | 6,294                       |
| 六月 June                          | 6,519                                      | 3,509         | 3,010         | 10,806           | 6,925             | 762                         |
| 七月 July                          | 8,674                                      | 4,441         | 4,233         | 15,186           | 7,446             | 2,056                       |
| 八月 Aug.                          | 8,472                                      | 4,260         | 4,212         | 12,499           | 7,703             | 1,517                       |
| 九月 Sept.                         | 9,025                                      | 3,913         | 5,112         | 11,311           | 6,808             | 1,096                       |
| 較上月增減(%)<br>VS. with Last Month  | 6.53                                       | -8.15         | 21.37         | -9.50            | -11.62            | -27.75                      |
| 較上年同月增減(%)<br>VS. with Last Year | 116.27                                     | 118.36        | 114.70        | 113.58           | 110.77            | 424.40                      |

| Consulting Services                          |                          |                     |                            |                             |                    |              |
|--|--------------------------|---------------------|----------------------------|-----------------------------|--------------------|--------------|
| 項目 (人項次) Consulting Items(Person-item-times) |                          |                     |                            |                             |                    |              |
| 人身安全<br>Personal Security                    | 福利服務<br>Welfare Services | 醫療衛生<br>Health Care | 子女教養<br>Children Education | 家庭關係<br>Family Relationship | 法律資訊<br>Legal Info | 其他<br>Others |
| 7,772  | 8,321                    | 8,632               | 5,941                      | 5,981                       | 11,393             | 17,502       |
| 941  | 1,091                    | 543                 | 383                        | 1,017                       | 2,030              | 7,974        |
| 1,359  | 4,442                    | 1,140               | 293                        | 1,158                       | 1,942              | 6,532        |
| 2,012  | 3,302                    | 2,204               | 585                        | 1,226                       | 1,975              | 4,210        |
| 1,324  | 2,480                    | 1,931               | 356                        | 883                         | 1,630              | 2,867        |
| 421  | 2,925                    | 1,977               | 203                        | 603                         | 716                | 2,027        |
| 1,187  | 5,757                    | 3,250               | 504                        | 919                         | 1,238              | 2,958        |
| 1,645  | 7,660                    | 4,332               | 488                        | 900                         | 1,098              | 10,348       |
| 88   | 560                      | 290                 | 56                         | 127                         | 139                | 597          |
| 60   | 388                      | 228                 | 50                         | 104                         | 109                | 735          |
| 126  | 468                      | 196                 | 57                         | 49                          | 107                | 676          |
| 107  | 501                      | 169                 | 46                         | 47                          | 131                | 822          |
| <b>3,669</b>                                 | <b>6,337</b>             | <b>8,728</b>        | <b>1,867</b>               | <b>11,938</b>               | <b>1,786</b>       | <b>9,829</b> |
| 361  | 190                      | 812                 | 284                        | 93                          | 66                 | 1,663        |
| 260  | 62                       | 3,965               | 162                        | 10,267                      | 159                | 2,063        |
| 341  | 905                      | 401                 | 65                         | 74                          | 305                | 1,151        |
| 142  | 431                      | 246                 | 70                         | 95                          | 125                | 305          |
| 646  | 210                      | 947                 | 362                        | 82                          | 112                | 1,243        |
| 236  | 1,049                    | 383                 | 120                        | 188                         | 225                | 918          |
| 1,160  | 1,347                    | 1,169               | 584                        | 694                         | 254                | 476          |
| 271  | 951                      | 436                 | 118                        | 227                         | 250                | 1,026        |
| 252  | 1,192                    | 369                 | 102                        | 218                         | 290                | 984          |
| -7.01  | 25.34                    | -15.37              | -13.56                     | -3.96                       | 16.00              | -4.09        |
| 186.36                                       | 112.86                   | 27.24               | 82.14                      | 71.65                       | 108.63             | 64.82        |



表55. 移民輔導成果(續)

| 年(月)別<br>Year (Month)            | 轉介服務(人次)     |                                 |                                |                                   |                                     |                                     |
|----------------------------------|--------------|---------------------------------|--------------------------------|-----------------------------------|-------------------------------------|-------------------------------------|
|                                  | 合計<br>Total  | 外配家庭中<br>Foreign Family Centers | 社福中心<br>Social Welfare Centers | 家暴中心<br>Domestic Violence Centers | 衛生保健機構<br>Health Care Organizations | 勞政機構<br>Labor Affairs Organizations |
| 九十六年 2007                        | 761          | 244                             | 95                             | 148                               | 28                                  | 73                                  |
| 九十七年 2008                        | 1,544        | 669                             | 121                            | 317                               | 36                                  | 105                                 |
| 九十八年 2009                        | 1,177        | 487                             | 98                             | 235                               | 40                                  | 62                                  |
| 九十九年 2010                        | 1,240        | 702                             | 43                             | 128                               | 53                                  | 129                                 |
| 一〇〇年 2011                        | 771          | 324                             | 66                             | 135                               | 7                                   | 30                                  |
| 一〇一年 2012                        | 599          | 338                             | 30                             | 99                                | 11                                  | 12                                  |
| 一〇二年 2013                        | 861          | 473                             | 25                             | 81                                | 9                                   | 61                                  |
| 一〇三年 2014                        | 932          | 276                             | 17                             | 55                                | 89                                  | 243                                 |
| 九月 Sept.                         | 76           | 20                              | 3                              | 1                                 | 11                                  | 21                                  |
| 十月 Oct.                          | 90           | 18                              | —                              | 6                                 | 22                                  | 15                                  |
| 十一月 Nov.                         | 97           | 35                              | —                              | 5                                 | 6                                   | 28                                  |
| 十二月 Dec.                         | 82           | 38                              | —                              | 5                                 | 3                                   | 18                                  |
| <b>一〇四年 2015</b>                 | <b>1,832</b> | <b>718</b>                      | <b>120</b>                     | <b>45</b>                         | <b>64</b>                           | <b>206</b>                          |
| 一月 Jan.                          | 185          | 97                              | 29                             | 4                                 | 5                                   | 12                                  |
| 二月 Feb.                          | 218          | 116                             | 34                             | —                                 | 4                                   | 24                                  |
| 三月 Mar.                          | 456          | 72                              | 8                              | —                                 | 5                                   | 27                                  |
| 四月 Apr.                          | 83           | 30                              | —                              | 5                                 | 4                                   | 11                                  |
| 五月 May                           | 241          | 135                             | 32                             | —                                 | 8                                   | 10                                  |
| 六月 June                          | 165          | 60                              | —                              | 11                                | 8                                   | 40                                  |
| 七月 July                          | 201          | 101                             | 12                             | 4                                 | 10                                  | 30                                  |
| 八月 Aug.                          | 153          | 65                              | 1                              | 9                                 | 10                                  | 32                                  |
| 九月 Sept.                         | 130          | 42                              | 4                              | 12                                | 10                                  | 20                                  |
| 較上月增減(%)<br>VS. with Last Month  | -15.03       | -35.38                          | 300.00                         | 33.33                             | 0.00                                | -37.50                              |
| 較上年同月增減(%)<br>VS. with Last Year | 71.05        | 110.00                          | 33.33                          | 1,100.00                          | -9.09                               | -4.76                               |

資料來源：本部移民署。

TABLE 55. IMMIGRANT CONSULTATION AND ASSISTANCE(CONT.)

| Referral Services (Person-times)      |                | 關懷訪視(人次)<br>Solicitous Phone Calls and Visits(Person-times) |                                |                       |
|---------------------------------------|----------------|---|--------------------------------|-----------------------|
| 民間團體<br>Non-governmental Associations | 其他單位<br>Others | 合計<br>Total   | 電話關懷<br>Solicitous Phone Calls | 家庭訪視<br>Family Visits |
| 41                                    | 132            | 2,261   | 2,154                          | 107                   |
| 87                                    | 209            | 6,691   | 6,563                          | 128                   |
| 56                                    | 199            | 28,010  | 27,882                         | 128                   |
| 42                                    | 143            | 19,250  | 18,953                         | 297                   |
| 29                                    | 180            | 18,273  | 17,618                         | 655                   |
| 34                                    | 75             | 17,695  | 16,820                         | 875                   |
| 85                                    | 127            | 20,005  | 17,491                         | 2,514                 |
| 101                                   | 151            | 19,736  | 18,242                         | 1,494                 |
| 6                                     | 14             | 1,902   | 1,833                          | 69                    |
| 6                                     | 23             | 1,917   | 1,684                          | 233                   |
| 6                                     | 17             | 1,358   | 1,299                          | 59                    |
| 6                                     | 12             | 1,568   | 1,518                          | 50                    |
| <b>179</b>                            | <b>500</b>     | <b>34,059</b>   | <b>24,651</b>                  | <b>9,408</b>          |
| 24                                    | 14             | 5,676   | 2,818                          | 2,858                 |
| 22                                    | 18             | 4,203   | 2,166                          | 2,037                 |
| 17                                    | 327            | 3,191   | 2,773                          | 418                   |
| 16                                    | 17             | 1,411   | 1,336                          | 75                    |
| 32                                    | 24             | 5,405   | 2,779                          | 2,626                 |
| 16                                    | 30             | 3,296   | 3,131                          | 165                   |
| 24                                    | 20             | 3,587   | 3,113                          | 474                   |
| 12                                    | 24             | 3,094   | 2,571                          | 523                   |
| 16                                    | 26             | 4,196   | 3,964                          | 232                   |
| 33.33                                 | 8.33           | 35.62   | 54.18                          | -55.64                |
| 166.67                                | 85.71          | 120.61  | 116.26                         | 236.23                |

Source : National Immigration Agency, MOI.

表56. 消防安全設備查察處理

TABLE 56. INSPECTION AND SUPERVISION OF FIRE SAFETY EQUIPMENT

| 年(月)別<br>Year (Month)            | 年(月)底<br>列管家數<br>Supervised<br>Houses | 檢查情形 Inspection        |                            |                                   | 複查情形 Recheck                |                                       |
|----------------------------------|---------------------------------------|------------------------|----------------------------|-----------------------------------|-----------------------------|---------------------------------------|
|                                  |                                       | 檢査件次<br>Total<br>Cases | 合格件次<br>Qualified<br>Cases | 不合格<br>件次<br>Unqualified<br>Cases | 複査件次<br>Cases of<br>Recheck | 複査不<br>合格件次<br>Unquali-<br>fied Cases |
| 九十五年 2006                        | 141,093                               | 287,416                | 259,977                    | 27,439                            | 26,253                      | 2,749                                 |
| 九十六年 2007                        | 156,209                               | 311,249                | 278,086                    | 33,163                            | 26,740                      | 2,959                                 |
| 九十七年 2008                        | 163,700                               | 310,730                | 279,929                    | 30,801                            | 27,235                      | 3,491                                 |
| 九十八年 2009                        | 168,270                               | 303,229                | 269,787                    | 33,442                            | 31,099                      | 3,692                                 |
| 九十九年 2010                        | 172,786                               | 302,257                | 268,513                    | 33,744                            | 30,649                      | 3,783                                 |
| 一〇〇年 2011                        | 185,003                               | 327,519                | 279,598                    | 47,921                            | 43,639                      | 4,797                                 |
| 一〇一年 2012                        | 192,795                               | 317,605                | 273,424                    | 44,181                            | 42,167                      | 4,027                                 |
| 一〇二年 2013                        | 197,984                               | 335,436                | 291,370                    | 44,066                            | 42,299                      | 2,851                                 |
| 一〇三年 2014                        | 207,756                               | 325,367                | 279,898                    | 45,469                            | 44,812                      | 2,285                                 |
| 九月 Sept.                         | 204,706                               | 21,476                 | 18,294                     | 3,182                             | 2,907                       | 252                                   |
| 十月 Oct.                          | 205,316                               | 25,745                 | 21,680                     | 4,065                             | 3,092                       | 117                                   |
| 十一月 Nov.                         | 206,654                               | 26,745                 | 22,736                     | 4,009                             | 3,449                       | 221                                   |
| 十二月 Dec.                         | 207,756                               | 38,549                 | 32,813                     | 5,736                             | 5,335                       | 343                                   |
| <b>一〇四年 2015</b>                 | <b>211,593</b>                        | <b>230,512</b>         | <b>196,324</b>             | <b>34,188</b>                     | <b>34,854</b>               | <b>1,774</b>                          |
| 一月 Jan.                          | 206,529                               | 30,470                 | 25,455                     | 5,015                             | 4,537                       | 249                                   |
| 二月 Feb.                          | 206,506                               | 21,391                 | 18,114                     | 3,277                             | 3,356                       | 210                                   |
| 三月 Mar.                          | 206,947                               | 26,453                 | 22,510                     | 3,943                             | 5,158                       | 176                                   |
| 四月 Apr.                          | 207,889                               | 23,822                 | 20,154                     | 3,668                             | 3,942                       | 275                                   |
| 五月 May                           | 208,376                               | 22,024                 | 17,846                     | 4,178                             | 3,313                       | 337                                   |
| 六月 June                          | 209,740                               | 21,469                 | 17,733                     | 3,736                             | 3,260                       | 130                                   |
| 七月 July                          | 210,069                               | 36,377                 | 32,249                     | 4,128                             | 4,269                       | 142                                   |
| 八月 Aug.                          | 210,760                               | 25,379                 | 22,093                     | 3,286                             | 3,599                       | 133                                   |
| 九月 Sept.                         | 211,593                               | 23,127                 | 20,170                     | 2,957                             | 3,420                       | 122                                   |
| 較上月增減(%)<br>VS. with Last Month  | 0.40                                  | -8.87                  | -8.70                      | -10.01                            | -4.97                       | -8.27                                 |
| 較上年同月增減(%)<br>VS. with Last Year | 3.36                                  | 7.69                   | 10.25                      | -7.07                             | 17.65                       | -51.59                                |

| 違規處理情形<br>Handled Cases of Violation             |                  | 罰鍰收繳情形<br>Collected Fines  |   |                       | 強制執行<br>件次<br>Cases of<br>Compulsory<br>Execution<br>by the Court |                       |            |
|--|------------------|--|---|-----------------------|---|-----------------------|------------|
| 限期改善<br>件次<br>Improved<br>within a<br>Time Limit | 舉發件次<br>Reported | 停業或<br>停止使用<br>件次<br>Forced<br>Closure &<br>Suspension<br>of Building<br>Usage | 罰鍰(含連續處罰)<br>Fines(Incl. Repeated<br>Penalty) |                       |   |                       |            |
|  |                  |  | 件次<br>Cases                                   | 金額(元)<br>Amount(NT\$) | 件次<br>Cases   | 金額(元)<br>Amount(NT\$) |            |
| 24,689   | ...              | 56   | 1,307   | 19,636,200            | 1,135   | 13,622,044            | 633        |
| 30,190   | ...              | 77   | 1,455   | 21,762,100            | 1,179   | 15,481,516            | 514        |
| 27,276   | ...              | 41   | 1,427   | 27,260,300            | 893   | 11,846,220            | 453        |
| 29,750   | 1,118            | 28   | 1,401   | 25,843,800            | 1,038   | 16,706,528            | 546        |
| 29,961   | 1,153            | 37   | 986   | 17,093,250            | 889   | 14,680,933            | 1,083      |
| 43,126   | 1,788            | 27   | 1,402   | 24,051,000            | 1,021   | 16,075,499            | 441        |
| 40,152   | 1,781            | 32   | 1,408   | 28,196,000            | 979   | 17,552,624            | 573        |
| 41,248   | 1,577            | 50   | 1,324   | 23,866,400            | 1,213   | 19,015,167            | 542        |
| 43,185   | 2,285            | 35   | 1,377   | 24,539,000            | 1,234   | 19,942,466            | 369        |
| 2,930  | 252              | 3  | 134   | 2,369,000             | 115   | 1,727,674             | 49         |
| 3,948  | 117              | 5  | 93  | 1,811,000             | 116   | 1,728,598             | 36         |
| 3,788  | 221              | 4  | 123   | 2,339,000             | 103   | 1,756,459             | 21         |
| 5,393  | 343              | 1  | 85  | 1,593,000             | 93  | 1,402,747             | 17         |
| <b>32,415</b>                                    | <b>1,772</b>     | <b>16</b>  | <b>1,132</b>                                  | <b>19,465,000</b>     | <b>997</b>  | <b>14,175,905</b>     | <b>543</b> |
| 4,766  | 249              | 3  | 117   | 2,011,000             | 62  | 955,824               | 49         |
| 3,067  | 210              | 1  | 112   | 2,000,000             | 62  | 1,049,324             | 4          |
| 3,767  | 174              | 3  | 172   | 2,905,000             | 121   | 1,719,590             | 32         |
| 3,393  | 275              | 1  | 151   | 2,502,000             | 177   | 1,978,844             | 31         |
| 3,841  | 337              | 2  | 127   | 2,068,000             | 126   | 1,567,118             | 115        |
| 3,606  | 130              | 1  | 110   | 1,874,000             | 119   | 1,726,020             | 126        |
| 3,986  | 142              | 2  | 125   | 2,281,000             | 126   | 1,734,510             | 121        |
| 3,153  | 133              | 1  | 112   | 1,984,000             | 85  | 1,345,130             | 55         |
| 2,836  | 122              | 2  | 106   | 1,840,000             | 119   | 2,099,545             | 10         |
| -10.05   | -8.27            | 100.00   | -5.36   | -7.26                 | 40.00   | 56.08                 | -81.82     |
| -3.21  | -51.59           | -33.33   | -20.90  | -22.33                | 3.48  | 21.52                 | -79.59     |

Source : National Fire Agency, MOI.

資料來源：本部消防署。

表57. 火災次數—按起火處所分

單位：次

| 年(月)別<br>Year (Month)            | 總計<br>Grand Total | 客廳<br>Sitting Room | 餐廳<br>Dining Room | 臥房<br>Bed-Room | 書房<br>Study Room | 廚房<br>Cook-Room | 浴廁<br>Bather | 神龕<br>Dei-fying Room | 陽台<br>Piazza | 庭院<br>Yard | 辦公室<br>Office |
|----------------------------------|-------------------|--------------------|-------------------|----------------|------------------|-----------------|--------------|----------------------|--------------|------------|---------------|
| 九十五年 2006                        | 4,332             | 332                | 35                | 581            | 12               | 325             | 44           | 129                  | 75           | 28         | 97            |
| 九十六年 2007                        | 3,392             | 238                | 17                | 498            | 13               | 270             | 35           | 108                  | 55           | 23         | 64            |
| 九十七年 2008                        | 2,886             | 218                | 32                | 408            | 13               | 181             | 25           | 101                  | 47           | 20         | 61            |
| 九十八年 2009                        | 2,621             | 191                | 17                | 392            | 4                | 156             | 21           | 111                  | 34           | 18         | 61            |
| 九十九年 2010                        | 2,186             | 130                | 6                 | 337            | 7                | 139             | 18           | 79                   | 38           | 21         | 55            |
| 一〇〇年 2011                        | 1,772             | 127                | 22                | 298            | 8                | 101             | 26           | 62                   | 24           | 13         | 28            |
| 一〇一年 2012                        | 1,574             | 156                | 15                | 264            | 6                | 100             | 17           | 64                   | 20           | 11         | 40            |
| 一〇二年 2013                        | 1,451             | 115                | 15                | 249            | 8                | 104             | 6            | 60                   | 21           | 21         | 24            |
| 一〇三年 2014                        | 1,417             | 120                | 18                | 232            | 6                | 98              | 15           | 60                   | 21           | 9          | 34            |
| 九月 Sept.                         | 105               | 8                  | 1                 | 13             | 1                | 7               | 3            | 3                    | 1            | 1          | 5             |
| 十月 Oct.                          | 118               | 10                 | 3                 | 15             | —                | 4               | 2            | 2                    | —            | —          | 3             |
| 十一月 Nov.                         | 123               | 7                  | 1                 | 13             | 1                | 10              | 1            | 6                    | 5            | —          | 3             |
| 十二月 Dec.                         | 141               | 7                  | 1                 | 36             | 1                | 10              | —            | 2                    | 4            | —          | 4             |
| 一〇四年 2015                        | 1,262             | 101                | 10                | 190            | 6                | 65              | 12           | 37                   | 37           | 15         | 30            |
| 一月 Jan.                          | 153               | 16                 | 1                 | 30             | 2                | 10              | 1            | 8                    | 4            | —          | 4             |
| 二月 Feb.                          | 107               | 5                  | 2                 | 9              | —                | 7               | —            | 4                    | 2            | 4          | 1             |
| 三月 Mar.                          | 111               | 6                  | —                 | 21             | —                | 4               | —            | 3                    | 2            | 2          | 3             |
| 四月 Apr.                          | 143               | 11                 | —                 | 16             | 1                | 5               | 2            | 4                    | 4            | 1          | 2             |
| 五月 May                           | 136               | 11                 | 1                 | 24             | 2                | 4               | 2            | 4                    | 7            | —          | 1             |
| 六月 June                          | 138               | 11                 | 1                 | 21             | —                | 10              | 1            | 4                    | 7            | 1          | 1             |
| 七月 July                          | 152               | 14                 | 3                 | 19             | 1                | 12              | 1            | 3                    | 7            | 1          | 5             |
| 八月 Aug.                          | 165               | 16                 | 1                 | 25             | —                | 3               | 2            | 3                    | 3            | 5          | 7             |
| 九月 Sept.                         | 157               | 11                 | 1                 | 25             | —                | 10              | 3            | 4                    | 1            | 1          | 6             |
| 較上月增減(%)<br>VS. with Last Month  | -4.85             | -31.25             | 0.00              | 0.00           | —                | 233.33          | 50.00        | 33.33                | -66.67       | -80.00     | -14.29        |
| 較上年同月增減(%)<br>VS. with Last Year | 49.52             | 37.50              | 0.00              | 92.31          | -100.00          | 42.86           | 0.00         | 33.33                | 0.00         | 0.00       | 20.00         |

資料來源：本部消防署。

TABLE 57. NUMBER OF FIRES - BY CAUGHT PLACE

Unit : Times

| 教室<br>Class-Room | 倉庫<br>Store-House | 機房<br>Engine Room | 攤位<br>Booth | 工寮<br>Work-Shop | 樓梯間<br>Stairs | 電梯<br>Eleva-tor | 管道間<br>Chan-nel | 走廊<br>Aisle | 停車場<br>Park | 騎樓下<br>Lobby | 路邊<br>Road-Side | 墓地<br>Grave-Yard | 其他<br>Others |
|------------------|-------------------|-------------------|-------------|-----------------|---------------|-----------------|-----------------|-------------|-------------|--------------|-----------------|------------------|--------------|
| 21               | 257               | 134               | 34          | 38              | 49            | —               | 5               | 26          | 54          | 80           | 701             | 116              | 1,159        |
| 22               | 208               | 87                | 26          | 32              | 23            | —               | 6               | 15          | 38          | 63           | 623             | 49               | 879          |
| 21               | 190               | 42                | 16          | 23              | 17            | 2               | 7               | 23          | 41          | 64           | 498             | 23               | 813          |
| 12               | 158               | 42                | 16          | 32              | 11            | 1               | 2               | 8           | 36          | 46           | 566             | 34               | 652          |
| 11               | 152               | 28                | 9           | 21              | 12            | —               | 3               | 21          | 33          | 36           | 353             | 52               | 625          |
| 4                | 141               | 31                | 13          | 18              | 8             | —               | 2               | 17          | 17          | 33           | 273             | 24               | 482          |
| 9                | 123               | 20                | 8           | 11              | 9             | 1               | 2               | 8           | 29          | 32           | 136             | 14               | 479          |
| 6                | 122               | 23                | 13          | 16              | 10            | —               | 1               | 12          | 23          | 39           | 138             | 6                | 419          |
| 13               | 101               | 18                | 7           | 15              | 6             | —               | 3               | 15          | 19          | 26           | 136             | 5                | 440          |
| 1                | 6                 | 3                 | 1           | 3               | —             | —               | —               | 1           | —           | 4            | 14              | —                | 29           |
| —                | 11                | 2                 | —           | —               | 1             | —               | —               | 1           | 3           | —            | 17              | —                | 44           |
| 1                | 6                 | 1                 | —           | 2               | 1             | —               | —               | 4           | 2           | 2            | 10              | —                | 47           |
| 1                | 11                | 2                 | —           | —               | 2             | —               | —               | —           | 3           | —            | 20              | —                | 37           |
| 3                | 114               | 18                | 10          | 6               | 10            | 1               | 2               | 6           | 14          | 27           | 130             | 21               | 397          |
| —                | 9                 | 1                 | —           | —               | —             | —               | —               | —           | —           | 3            | 10              | 2                | 52           |
| —                | 12                | 2                 | 2           | 1               | 1             | —               | —               | 2           | 1           | 3            | 11              | —                | 38           |
| —                | 17                | 1                 | 2           | —               | 1             | —               | —               | 2           | —           | 5            | 10              | 1                | 31           |
| —                | 10                | 3                 | 1           | 1               | —             | —               | —               | —           | 1           | 2            | 16              | 18               | 45           |
| —                | 10                | 4                 | 1           | —               | 2             | —               | 2               | —           | 3           | 3            | 22              | —                | 33           |
| 1                | 13                | 2                 | 2           | —               | 2             | —               | —               | —           | 3           | 3            | 13              | —                | 42           |
| —                | 12                | —                 | —           | 3               | 1             | —               | —               | —           | 2           | 4            | 16              | —                | 48           |
| 2                | 15                | 2                 | 1           | —               | 3             | —               | —               | —           | 3           | 1            | 20              | —                | 53           |
| —                | 16                | 3                 | 1           | 1               | —             | 1               | —               | 2           | 1           | 3            | 12              | —                | 55           |
| -100.00          | 6.67              | 50.00             | 0.00        | —               | -100.00       | —               | —               | —           | -66.67      | 200.00       | -40.00          | —                | 3.77         |
| -100.00          | 166.67            | 0.00              | 0.00        | -66.67          | —             | —               | —               | 100.00      | —           | -25.00       | -14.29          | —                | 89.66        |

Source : National Fire Agency, MOI.

表58. 火災次數—按起火原因分

單位：次

| 年 (月) 別<br>Year (Month)          | 總計<br>Grand Total | 人為縱火<br>Setting Fire | 自殺<br>Commit Suicide | 燈燭<br>Lighting | 爐火烹調<br>Furnace & Cooking | 敬神掃墓祭祖<br>Worshiping | 菸蒂<br>Butt | 電氣設備<br>Electricity | 機械設備<br>Machinery |
|----------------------------------|-------------------|----------------------|----------------------|----------------|---------------------------|----------------------|------------|---------------------|-------------------|
| 九十五年 2006                        | 4,332             | 480                  | 61                   | 35             | 245                       | 142                  | 461        | 1,384               | 291               |
| 九十六年 2007                        | 3,392             | 419                  | 42                   | 29             | 197                       | 79                   | 334        | 1,122               | 127               |
| 九十七年 2008                        | 2,886             | 385                  | 32                   | 28             | 134                       | 47                   | 223        | 1,016               | 91                |
| 九十八年 2009                        | 2,621             | 294                  | 39                   | 18             | 104                       | 48                   | 347        | 846                 | 70                |
| 九十九年 2010                        | 2,186             | 274                  | 25                   | 16             | 96                        | 52                   | 167        | 742                 | 51                |
| 一〇〇年 2011                        | 1,772             | 185                  | 22                   | 8              | 78                        | 42                   | 103        | 640                 | 54                |
| 一〇一年 2012                        | 1,574             | 205                  | 38                   | 9              | 76                        | 47                   | 131        | 508                 | 57                |
| 一〇二年 2013                        | 1,451             | 210                  | 19                   | 11             | 63                        | 42                   | 135        | 508                 | 41                |
| 一〇三年 2014                        | 1,417             | 213                  | 27                   | 6              | 69                        | 43                   | 146        | 451                 | 30                |
| 九 月 Sept.                        | 105               | 18                   | 2                    | —              | 4                         | 1                    | 15         | 35                  | —                 |
| 十 月 Oct.                         | 118               | 12                   | 3                    | 1              | 6                         | 1                    | 12         | 37                  | 3                 |
| 十一月 Nov.                         | 123               | 22                   | 2                    | —              | 7                         | —                    | 7          | 33                  | 4                 |
| 十二月 Dec.                         | 141               | 24                   | 3                    | 1              | 2                         | 3                    | 15         | 52                  | 3                 |
| <b>一〇四年 2015</b>                 | <b>1,262</b>      | <b>192</b>           | <b>12</b>            | <b>14</b>      | <b>49</b>                 | <b>35</b>            | <b>104</b> | <b>443</b>          | <b>22</b>         |
| 一 月 Jan.                         | 153               | 24                   | 2                    | —              | 9                         | 6                    | 10         | 47                  | 5                 |
| 二 月 Feb.                         | 107               | 18                   | 1                    | —              | 6                         | 1                    | 12         | 25                  | —                 |
| 三 月 Mar.                         | 111               | 23                   | —                    | 1              | 2                         | —                    | 10         | 36                  | 3                 |
| 四 月 Apr.                         | 143               | 16                   | 1                    | 3              | 3                         | 21                   | 13         | 39                  | —                 |
| 五 月 May                          | 136               | 27                   | 3                    | —              | 3                         | 1                    | 13         | 44                  | 4                 |
| 六 月 June                         | 138               | 20                   | 2                    | 1              | 6                         | 1                    | 14         | 47                  | 2                 |
| 七 月 July                         | 152               | 24                   | 1                    | 1              | 11                        | 1                    | 13         | 63                  | 4                 |
| 八 月 Aug.                         | 165               | 14                   | —                    | 3              | 3                         | 2                    | 7          | 82                  | 1                 |
| 九 月 Sept.                        | 157               | 26                   | 2                    | 5              | 6                         | 2                    | 12         | 60                  | 3                 |
| 較上月增減(%)<br>VS. with Last Month  | -4.85             | 85.71                | —                    | 66.67          | 100.00                    | 0.00                 | 71.43      | -26.83              | 200.00            |
| 較上年同月增減(%)<br>VS. with Last Year | 49.52             | 44.44                | 0.00                 | —              | 50.00                     | 100.00               | -20.00     | 71.43               | —                 |

資料來源：本部消防署。

TABLE 58. NUMBER OF FIRES - BY CAUSE

Unit : Times

| 玩火<br>Playing Fire | 烤火<br>Roasting | 施工不慎<br>Negligence of Construction | 易燃品<br>自燃<br>Inflam-<br>mable | 瓦斯漏氣<br>或爆炸<br>Firing<br>Leaked<br>Gas | 化學<br>物品<br>Chemical | 燃放<br>爆竹<br>Fire-<br>cracker | 交通<br>事故<br>Traffic<br>Accident | 天然<br>災害<br>Natural<br>Disaster | 原因<br>不明<br>Un-<br>known | 其他<br>Others |
|--------------------|----------------|------------------------------------|-------------------------------|--|----------------------|------------------------------|---------------------------------|---------------------------------|--------------------------|--------------|
| 61                 | 13             | 88                                 | 9                             | 57                                     | 19                   | 45                           | 48                              | 6                               | 104                      | 783          |
| 59                 | 3              | 85                                 | 3                             | 39                                     | 14                   | 24                           | 30                              | 3                               | 40                       | 743          |
| 37                 | 3              | 74                                 | 4                             | 28                                     | 8                    | 26                           | 21                              | 5                               | 39                       | 685          |
| 24                 | 4              | 64                                 | 5                             | 37                                     | 8                    | 35                           | 11                              | 3                               | 66                       | 598          |
| 28                 | 3              | 46                                 | 4                             | 21                                     | 11                   | 31                           | 22                              | 3                               | 18                       | 576          |
| 34                 | 2              | 45                                 | 3                             | 28                                     | 5                    | 24                           | 17                              | —                               | 18                       | 464          |
| 24                 | 5              | 38                                 | 6                             | 26                                     | 7                    | 31                           | 15                              | 1                               | 14                       | 336          |
| 12                 | 5              | 35                                 | 7                             | 26                                     | 11                   | 15                           | 15                              | 1                               | 17                       | 278          |
| 12                 | 3              | 42                                 | 9                             | 16                                     | 8                    | 19                           | 6                               | 3                               | 25                       | 289          |
| 1                  | —              | 3                                  | 1                             | 2                                      | —                    | 2                            | 1                               | —                               | 3                        | 17           |
| 1                  | —              | 2                                  | 1                             | —                                      | —                    | —                            | —                               | —                               | 5                        | 34           |
| —                  | —              | 8                                  | 2                             | 1                                      | —                    | 6                            | —                               | —                               | 3                        | 28           |
| —                  | 1              | 3                                  | —                             | 2                                      | —                    | —                            | 3                               | —                               | 2                        | 27           |
| <b>12</b>          | <b>3</b>       | <b>30</b>                          | <b>8</b>                      | <b>22</b>                              | <b>5</b>             | <b>24</b>                    | <b>8</b>                        | <b>2</b>                        | <b>11</b>                | <b>266</b>   |
| 1                  | —              | 6                                  | 2                             | 2                                      | —                    | 1                            | 2                               | —                               | —                        | 36           |
| 2                  | —              | —                                  | 3                             | —                                      | —                    | 10                           | —                               | —                               | 2                        | 27           |
| 1                  | —              | 5                                  | —                             | 5                                      | 1                    | 1                            | —                               | —                               | 1                        | 22           |
| 1                  | —              | 5                                  | —                             | 4                                      | —                    | 5                            | —                               | —                               | 2                        | 30           |
| 1                  | —              | 4                                  | —                             | 4                                      | —                    | 3                            | —                               | —                               | 2                        | 27           |
| 1                  | —              | 3                                  | 2                             | 3                                      | 2                    | 1                            | —                               | —                               | —                        | 33           |
| 1                  | 3              | 1                                  | —                             | —                                      | 1                    | 1                            | 1                               | —                               | 3                        | 23           |
| 2                  | —              | 3                                  | —                             | 2                                      | —                    | —                            | 3                               | 1                               | 1                        | 41           |
| 2                  | —              | 3                                  | 1                             | 2                                      | 1                    | 2                            | 2                               | 1                               | —                        | 27           |
| 0.00               | —              | 0.00                               | —                             | 0.00                                   | —                    | —                            | -33.33                          | 0.00                            | -100.00                  | -34.15       |
| 100.00             | —              | 0.00                               | 0.00                          | 0.00                                   | —                    | 0.00                         | 100.00                          | —                               | -100.00                  | 58.82        |

Source : National Fire Agency, MOI.

表59. 火災次數—按類別及時間分

單位：次

| 年(月)別<br>Year (Month)            | 火災<br>次數<br>No. of<br>Fires | 火災分類 By Classification |                                 |               |            |                 |              |
|----------------------------------|-----------------------------|------------------------|---------------------------------|---------------|------------|-----------------|--------------|
|                                  |                             | 建築物<br>Buildings       | 森林<br>田野<br>Forests<br>& Fields | 車輛<br>Vehicle | 船舶<br>Ship | 航空器<br>Aircraft | 其他<br>Others |
| 九十五年 2006                        | 4,332                       | 2,746                  | 542                             | 724           | 16         | —               | 304          |
| 九十六年 2007                        | 3,392                       | 2,200                  | 356                             | 546           | 26         | —               | 264          |
| 九十七年 2008                        | 2,886                       | 1,885                  | 257                             | 506           | 21         | —               | 217          |
| 九十八年 2009                        | 2,621                       | 1,634                  | 484                             | 326           | 21         | 1               | 155          |
| 九十九年 2010                        | 2,186                       | 1,458                  | 236                             | 299           | 11         | 1               | 181          |
| 一〇〇年 2011                        | 1,772                       | 1,249                  | 166                             | 212           | 6          | —               | 139          |
| 一〇一年 2012                        | 1,574                       | 1,199                  | 42                              | 204           | 11         | —               | 118          |
| 一〇二年 2013                        | 1,451                       | 1,109                  | 28                              | 190           | 7          | —               | 117          |
| 一〇三年 2014                        | 1,417                       | 1,065                  | 44                              | 181           | 17         | —               | 110          |
| 九月 Sept.                         | 105                         | 75                     | 2                               | 15            | 1          | —               | 12           |
| 十月 Oct.                          | 118                         | 78                     | 7                               | 18            | 3          | —               | 12           |
| 十一月 Nov.                         | 123                         | 91                     | 4                               | 17            | 2          | —               | 9            |
| 十二月 Dec.                         | 141                         | 105                    | 2                               | 25            | 3          | —               | 6            |
| <b>一〇四年 2015</b>                 | <b>1,262</b>                | <b>927</b>             | <b>53</b>                       | <b>162</b>    | <b>9</b>   | <b>—</b>        | <b>111</b>   |
| 一月 Jan.                          | 153                         | 121                    | 6                               | 13            | —          | —               | 13           |
| 二月 Feb.                          | 107                         | 66                     | 7                               | 21            | —          | —               | 13           |
| 三月 Mar.                          | 111                         | 84                     | 5                               | 12            | 2          | —               | 8            |
| 四月 Apr.                          | 143                         | 88                     | 17                              | 11            | 1          | —               | 26           |
| 五月 May                           | 136                         | 95                     | 4                               | 24            | 1          | —               | 12           |
| 六月 June                          | 138                         | 103                    | 3                               | 19            | 3          | —               | 10           |
| 七月 July                          | 152                         | 119                    | 7                               | 18            | —          | —               | 8            |
| 八月 Aug.                          | 165                         | 129                    | 3                               | 21            | 1          | —               | 11           |
| 九月 Sept.                         | 157                         | 122                    | 1                               | 23            | 1          | —               | 10           |
| 較上月增減(%)<br>VS. with Last Month  | -4.85                       | -5.43                  | -66.67                          | 9.52          | 0.00       | —               | -9.09        |
| 較上年同月增減(%)<br>VS. with Last Year | 49.52                       | 62.67                  | -50.00                          | 53.33         | 0.00       | —               | -16.67       |

資料來源：本部消防署。

TABLE 59. NUMBER OF FIRES - BY CLASSIFICATION AND FIRE TIME

Unit : Times

| 起火時間 By Fire Time |                 |                 |                  |                   |                   |                   |                   |
|-------------------|-----------------|-----------------|------------------|-------------------|-------------------|-------------------|-------------------|
| 0~3時<br>O'clock   | 3~6時<br>O'clock | 6~9時<br>O'clock | 9~12時<br>O'clock | 12~15時<br>O'clock | 15~18時<br>O'clock | 18~21時<br>O'clock | 21~24時<br>O'clock |
| 505               | 507             | 378             | 612              | 678               | 662               | 516               | 474               |
| 423               | 365             | 292             | 503              | 490               | 502               | 436               | 381               |
| 387               | 336             | 241             | 401              | 444               | 412               | 393               | 272               |
| 299               | 271             | 231             | 365              | 434               | 425               | 325               | 271               |
| 280               | 237             | 175             | 317              | 342               | 310               | 304               | 221               |
| 204               | 186             | 172             | 264              | 285               | 245               | 248               | 168               |
| 197               | 188             | 161             | 236              | 202               | 196               | 221               | 173               |
| 174               | 178             | 146             | 206              | 186               | 192               | 184               | 185               |
| 162               | 166             | 133             | 207              | 200               | 195               | 196               | 158               |
| 13                | 14              | 12              | 21               | 10                | 10                | 12                | 13                |
| 9                 | 13              | 10              | 11               | 16                | 21                | 21                | 17                |
| 17                | 11              | 13              | 24               | 15                | 19                | 15                | 9                 |
| 12                | 14              | 13              | 18               | 12                | 28                | 22                | 22                |
| <b>153</b>        | <b>149</b>      | <b>116</b>      | <b>190</b>       | <b>204</b>        | <b>162</b>        | <b>168</b>        | <b>120</b>        |
| 20                | 23              | 16              | 25               | 17                | 24                | 17                | 11                |
| 13                | 8               | 7               | 17               | 11                | 10                | 20                | 21                |
| 10                | 18              | 11              | 13               | 16                | 17                | 15                | 11                |
| 13                | 17              | 9               | 27               | 37                | 11                | 18                | 11                |
| 20                | 13              | 11              | 26               | 31                | 11                | 13                | 11                |
| 18                | 14              | 11              | 24               | 17                | 23                | 18                | 13                |
| 19                | 12              | 18              | 16               | 24                | 25                | 20                | 18                |
| 18                | 26              | 15              | 26               | 25                | 17                | 27                | 11                |
| 22                | 18              | 18              | 16               | 26                | 24                | 20                | 13                |
| 22.22             | -30.77          | 20.00           | -38.46           | 4.00              | 41.18             | -25.93            | 18.18             |
| 69.23             | 28.57           | 50.00           | -23.81           | 160.00            | 140.00            | 66.67             | 0.00              |

Source : National Fire Agency, MOI.

表60. 火災死傷人數及財物損失

TABLE 60. LOSSES OF FIRE DISASTERS

| 年(月)別<br>Year (Month)            | 死亡人數<br>(人)<br>Deaths<br>(Persons) | 受傷人數<br>(人)<br>Injured<br>(Persons) | 死傷人數按原因分 (人) Fire Death and Injury by Cause (Persons) |                   |                            |                                |                                |                            |              |                          |
|----------------------------------|------------------------------------|-------------------------------------|---|-------------------|----------------------------|--------------------------------|--------------------------------|----------------------------|--------------|--------------------------|
|                                  |                                    |                                     | 合計<br>Total   | 火焰<br>灼燒<br>Burnt | 有害<br>氣體<br>Harmful<br>Gas | 跳樓<br>Jump<br>from<br>Building | 外物<br>擊中<br>Hit by<br>Articles | 倒塌物<br>壓倒<br>Coll-<br>apse | 其他<br>Others | 不明<br>因素<br>Unk-<br>nown |
| 九十五年 2006                        | 125                                | 471                                 | 596   | 258               | 250                        | 16                             | 13                             | 2                          | 50           | 7                        |
| 九十六年 2007                        | 120                                | 398                                 | 518   | 221               | 211                        | 16                             | 23                             | —                          | 47           | —                        |
| 九十七年 2008                        | 101                                | 304                                 | 405   | 197               | 125                        | 6                              | 5                              | 2                          | 69           | 1                        |
| 九十八年 2009                        | 117                                | 298                                 | 415   | 166               | 148                        | 11                             | 6                              | —                          | 83           | 1                        |
| 九十九年 2010                        | 83                                 | 308                                 | 391   | 195               | 135                        | 8                              | 2                              | —                          | 49           | 2                        |
| 一〇〇年 2011                        | 97                                 | 288                                 | 385   | 172               | 132                        | 5                              | 33                             | 1                          | 41           | 1                        |
| 一〇一年 2012                        | 142                                | 286                                 | 428   | 197               | 175                        | 2                              | 1                              | —                          | 53           | —                        |
| 一〇二年 2013                        | 92                                 | 189                                 | 281   | 141               | 102                        | 4                              | 2                              | 1                          | 31           | —                        |
| 一〇三年 2014                        | 124                                | 244                                 | 368   | 170               | 133                        | 4                              | 9                              | —                          | 50           | 2                        |
| 九 月 Sept.                        | 8                                  | 23                                  | 31  | 7                 | 22                         | —                              | —                              | —                          | 2            | —                        |
| 十 月 Oct.                         | 14                                 | 10                                  | 24  | 16                | 6                          | 2                              | —                              | —                          | —            | —                        |
| 十一月 Nov.                         | 9                                  | 21                                  | 30  | 17                | 3                          | —                              | 1                              | —                          | 9            | —                        |
| 十二月 Dec.                         | 19                                 | 30                                  | 49  | 27                | 17                         | —                              | 1                              | —                          | 4            | —                        |
| <b>一〇四年 2015</b>                 | <b>86</b>                          | <b>680</b>                          | <b>766</b>  | <b>662</b>        | <b>74</b>                  | <b>1</b>                       | <b>1</b>                       | <b>1</b>                   | <b>26</b>    | <b>1</b>                 |
| 一 月 Jan.                         | 24                                 | 39                                  | 63  | 34                | 18                         | 1                              | 1                              | 1                          | 7            | 1                        |
| 二 月 Feb.                         | 11                                 | 13                                  | 24  | 16                | 7                          | —                              | —                              | —                          | 1            | —                        |
| 三 月 Mar.                         | 5                                  | 17                                  | 22  | 15                | 5                          | —                              | —                              | —                          | 2            | —                        |
| 四 月 Apr.                         | 13                                 | 20                                  | 33  | 28                | 3                          | —                              | —                              | —                          | 2            | —                        |
| 五 月 May                          | 6                                  | 16                                  | 22  | 15                | 3                          | —                              | —                              | —                          | 4            | —                        |
| 六 月 June                         | 9                                  | 513                                 | 522   | 519               | 2                          | —                              | —                              | —                          | 1            | —                        |
| 七 月 July                         | 6                                  | 15                                  | 21  | 9                 | 10                         | —                              | —                              | —                          | 2            | —                        |
| 八 月 Aug.                         | 2                                  | 22                                  | 24  | 8                 | 12                         | —                              | —                              | —                          | 4            | —                        |
| 九 月 Sept.                        | 10                                 | 25                                  | 35  | 18                | 14                         | —                              | —                              | —                          | 3            | —                        |
| 較上月增減(%)<br>VS. with Last Month  | 400.00                             | 13.64                               | 45.83   | 125.00            | 16.67                      | —                              | —                              | —                          | -25.00       | —                        |
| 較上年同月增減(%)<br>VS. with Last Year | 25.00                              | 8.70                                | 12.90   | 157.14            | -36.36                     | —                              | —                              | —                          | 50.00        | —                        |

| 被毀損<br>房屋數<br>(間)<br>Burn-out &<br>Damaged<br>Houses | 被毀損車輛數 (輛) Burn-out & Damaged Vehicles |              |              |                                    |                       |              | 財物損失估值(千元) Estimated Losses(\$1,000) |                |                |
|--|--|--------------|--------------|------------------------------------|-----------------------|--------------|--------------------------------------|----------------|----------------|
|  | 合計<br>Total                            | 大型車<br>Heavy | 小型車<br>Light | 特種車<br>Special<br>Const-<br>ructed | 機車<br>Motor-<br>cycle | 其他<br>Others | 合計<br>Total                          | 房屋<br>Houses   | 其他財物<br>Others |
| 1,489  | 1,458                                  | 49           | 688          | 28                                 | 677                   | 16           | 1,558,860                            | 287,059        | 1,271,801      |
| 1,483  | 1,630                                  | 49           | 616          | 20                                 | 919                   | 26           | 1,292,264                            | 257,934        | 1,034,330      |
| 1,252  | 1,066                                  | 38           | 468          | 14                                 | 522                   | 24           | 1,474,895                            | 180,607        | 1,294,288      |
| 1,292  | 1,373                                  | 37           | 370          | 22                                 | 914                   | 30           | 759,363                              | 150,676        | 608,687        |
| 1,278  | 729                                    | 30           | 316          | 12                                 | 353                   | 18           | 1,688,107                            | 455,799        | 1,232,308      |
| 1,029  | 567                                    | 21           | 234          | 6                                  | 271                   | 35           | 553,335                              | 120,943        | 432,392        |
| 907  | 614                                    | 26           | 227          | 7                                  | 342                   | 12           | 694,409                              | 136,069        | 558,340        |
| 1,204  | 627                                    | 30           | 262          | 9                                  | 295                   | 31           | 533,121                              | 160,190        | 372,931        |
| 1,263  | 658                                    | 16           | 252          | 13                                 | 289                   | 88           | 436,135                              | 111,388        | 324,747        |
| 123  | 89                                     | 1            | 24           | 1                                  | 62                    | 1            | 18,575                               | 4,933          | 13,642         |
| 89   | 111                                    | 1            | 21           | 1                                  | 10                    | 78           | 55,584                               | 16,979         | 38,605         |
| 102  | 80                                     | —            | 28           | 5                                  | 47                    | —            | 34,144                               | 10,012         | 24,132         |
| 115  | 57                                     | 3            | 30           | —                                  | 24                    | —            | 86,284                               | 10,468         | 75,816         |
| <b>1,140</b>   | <b>592</b>                             | <b>58</b>    | <b>268</b>   | <b>6</b>                           | <b>186</b>            | <b>74</b>    | <b>387,849</b>                       | <b>163,543</b> | <b>224,306</b> |
| 150  | 48                                     | 4            | 27           | 1                                  | 16                    | —            | 30,764                               | 9,923          | 20,841         |
| 105  | 41                                     | 5            | 22           | —                                  | 13                    | 1            | 37,270                               | 14,320         | 22,950         |
| 94   | 94                                     | 6            | 34           | —                                  | 51                    | 3            | 20,387                               | 7,773          | 12,614         |
| 104  | 29                                     | 1            | 21           | 1                                  | 6                     | —            | 35,437                               | 9,290          | 26,147         |
| 75   | 50                                     | —            | 34           | —                                  | 14                    | 2            | 25,959                               | 11,498         | 14,461         |
| 103  | 40                                     | 2            | 28           | 1                                  | 7                     | 2            | 42,314                               | 14,206         | 28,108         |
| 128  | 93                                     | 4            | 13           | —                                  | 12                    | 64           | 28,909                               | 5,225          | 23,684         |
| 228  | 78                                     | 2            | 39           | —                                  | 35                    | 2            | 140,415                              | 84,614         | 55,801         |
| 153  | 119                                    | 34           | 50           | 3                                  | 32                    | —            | 26,394                               | 6,694          | 19,700         |
| -32.89   | 52.56                                  | 1,600.00     | 28.21        | —                                  | -8.57                 | -100.00      | -81.20                               | -92.09         | -64.70         |
| 24.39  | 33.71                                  | 3,300.00     | 108.33       | 200.00                             | -48.39                | -100.00      | 42.09                                | 35.70          | 44.41          |

資料來源：本部消防署。  
說明：1.自98年1月起，死亡定義由因火災當場死亡或受傷於24小時內死亡者，修正為因火災當場死亡或受傷於14日內死亡者。  
2.104年6月，新北市八仙樂園粉塵暴燃共造成499人傷亡。

Source : National Fire Agency, MOI.  
Note : 1.The definition of Death has been modified as "died on the spot or died of injury within 14 days" from "died on the spot or died of injury within 24 hours" since January 2009.  
2. 499 people were injured or dead in a dust explosion at Formosa Fun Coast in New Taipei City in June 2015.

表61. 起火建築物

TABLE 61. NUMBER OF FIRES OF CAUGHT BUILDINGS

單位：次

Unit : Times

| 年(月)別<br>Year (Month)            | 建築物<br>起火<br>總次數<br>Caught<br>Buildings | 按建築物高度分 By Story            |                               |                                     |                     | 按建築物類別分                                 |                              |  |  |
|----------------------------------|---|-----------------------------|-------------------------------|-------------------------------------|---------------------|---|------------------------------|--|--|
|                                  |   | 一層至<br>五層<br>1-5<br>Stories | 六層至<br>十二層<br>6-12<br>Stories | 十三層<br>至十九<br>層<br>13-19<br>Stories | 二十層<br>以上<br>& Over | 獨立<br>住宅<br>Stand-<br>alone<br>Dwelling | 集<br>住宅<br>Group<br>Dwelling | 辦<br>公<br>建<br>築<br>Office<br>Building | 商<br>業<br>建<br>築<br>Business<br>Building |
| 九十五年 2006                        | 2,746                                   | 2,360                       | 306                           | 61                                  | 19                  | 1,104                                   | 617                          | 63                                     | 150                                      |
| 九十六年 2007                        | 2,200                                   | 1,895                       | 234                           | 59                                  | 12                  | 889                                     | 452                          | 54                                     | 126                                      |
| 九十七年 2008                        | 1,885                                   | 1,629                       | 187                           | 57                                  | 12                  | 791                                     | 380                          | 44                                     | 95                                       |
| 九十八年 2009                        | 1,634                                   | 1,429                       | 159                           | 40                                  | 6                   | 689                                     | 330                          | 32                                     | 103                                      |
| 九十九年 2010                        | 1,458                                   | 1,284                       | 138                           | 30                                  | 6                   | 592                                     | 268                          | 36                                     | 73                                       |
| 一〇〇年 2011                        | 1,249                                   | 1,103                       | 123                           | 16                                  | 7                   | 518                                     | 230                          | 26                                     | 79                                       |
| 一〇一年 2012                        | 1,199                                   | 1,077                       | 102                           | 19                                  | 1                   | 541                                     | 184                          | 26                                     | 83                                       |
| 一〇二年 2013                        | 1,109                                   | 997                         | 83                            | 21                                  | 8                   | 476                                     | 193                          | 19                                     | 63                                       |
| 一〇三年 2014                        | 1,065                                   | 958                         | 79                            | 24                                  | 4                   | 490                                     | 162                          | 21                                     | 44                                       |
| 九 月 Sept.                        | 75                                      | 70                          | 5                             | —                                   | —                   | 36                                      | 9                            | 5                                      | 3  |
| 十 月 Oct.                         | 78                                      | 73                          | 4                             | 1                                   | —                   | 28                                      | 10                           | —                                      | 4  |
| 十一月 Nov.                         | 91                                      | 80                          | 9                             | 2                                   | —                   | 39                                      | 16                           | 2                                      | 5  |
| 十二月 Dec.                         | 105                                     | 95                          | 5                             | 5                                   | —                   | 50                                      | 21                           | 1                                      | 2  |
| <b>一〇四年 2015</b>                 | <b>927</b>                              | <b>820</b>                  | <b>82</b>                     | <b>22</b>                           | <b>3</b>            | <b>372</b>                              | <b>183</b>                   | <b>19</b>                              | <b>67</b>                                |
| 一 月 Jan.                         | 121                                     | 113                         | 7                             | 1                                   | —                   | 56                                      | 22                           | 1                                      | 9  |
| 二 月 Feb.                         | 66                                      | 61                          | 3                             | 1                                   | 1                   | 28                                      | 10                           | —                                      | 6  |
| 三 月 Mar.                         | 84                                      | 78                          | 5                             | 1                                   | —                   | 40                                      | 7                            | —                                      | 8  |
| 四 月 Apr.                         | 88                                      | 81                          | 6                             | —                                   | 1                   | 34                                      | 17                           | 1                                      | 3  |
| 五 月 May                          | 95                                      | 77                          | 15                            | 3                                   | —                   | 45                                      | 20                           | 4                                      | 3  |
| 六 月 June                         | 103                                     | 89                          | 10                            | 3                                   | 1                   | 35                                      | 27                           | 1                                      | 9  |
| 七 月 July                         | 119                                     | 98                          | 13                            | 8                                   | —                   | 46                                      | 28                           | 4                                      | 8  |
| 八 月 Aug.                         | 129                                     | 111                         | 14                            | 4                                   | —                   | 43                                      | 33                           | 4                                      | 8  |
| 九 月 Sept.                        | 122                                     | 112                         | 9                             | 1                                   | —                   | 45                                      | 19                           | 4                                      | 13                                       |
| 較上月增減(%)<br>VS. with Last Month  | -5.43                                   | 0.90                        | -35.71                        | -75.00                              | —                   | 4.65                                    | -42.42                       | 0.00                                   | 62.50                                    |
| 較上年同月增減(%)<br>VS. with Last Year | 62.67                                   | 60.00                       | 80.00                         | —                                   | —                   | 25.00                                   | 111.11                       | -20.00                                 | 333.33                                   |

資料來源：本部消防署。

| By Classification                 |   |                  | 按建築物用途分 By Use     |                                  |                                   |                          |   |  |                  |
|-----------------------------------|---|------------------|--------------------|----------------------------------|-----------------------------------|--------------------------|---|--|------------------|
| 複<br>合<br>建<br>築<br>Com-<br>pound | 工<br>廠<br>及<br>倉<br>庫<br>Factory &<br>Warehouse | 其<br>他<br>Others | 住<br>宅<br>Dwelling | 營<br>業<br>所<br>Business<br>Space | 作<br>業<br>所<br>Operating<br>Space | 倉<br>庫<br>Ware-<br>house | 空<br>屋<br>或<br>修<br>建<br>中<br>Vacancy or<br>Repairing | 公<br>設<br>共<br>施<br>Public<br>Facilities | 其<br>他<br>Others |
| 36                                | 534   | 242              | 1,537              | 356                              | 381                               | 189                      | 73  | 57                                       | 153              |
| 38                                | 418   | 223              | 1,224              | 292                              | 299                               | 122                      | 75  | 55                                       | 133              |
| 41                                | 385   | 149              | 1,050              | 227                              | 262                               | 149                      | 58  | 35                                       | 104              |
| 35                                | 318   | 127              | 933                | 221                              | 208                               | 117                      | 43  | 33                                       | 79               |
| 29                                | 334   | 126              | 774                | 175                              | 211                               | 135                      | 42  | 32                                       | 89               |
| 25                                | 288   | 83               | 678                | 167                              | 184                               | 103                      | 29  | 26                                       | 62               |
| 19                                | 250   | 96               | 661                | 137                              | 169                               | 95                       | 42  | 18                                       | 77               |
| 20                                | 253   | 85               | 602                | 138                              | 167                               | 90                       | 29  | 18                                       | 65               |
| 26                                | 242   | 80               | 593                | 115                              | 154                               | 83                       | 30  | 19                                       | 71               |
| 1                                 | 15  | 6                | 41                 | 7                                | 10                                | 7                        | 1   | 1  | 8                |
| 1                                 | 27  | 8                | 36                 | 6                                | 15                                | 12                       | 1   | 2  | 6                |
| 3                                 | 20  | 6                | 47                 | 12                               | 13                                | 5                        | 7   | 2  | 5                |
| 2                                 | 20  | 9                | 63                 | 9                                | 16                                | 6                        | 5   | 1  | 5                |
| <b>19</b>                         | <b>204</b>                                      | <b>63</b>        | <b>501</b>         | <b>116</b>                       | <b>131</b>                        | <b>87</b>                | <b>25</b>   | <b>15</b>                                | <b>52</b>        |
| 3                                 | 23  | 7                | 67                 | 15                               | 20                                | 6                        | 7   | 1  | 5                |
| 1                                 | 17  | 4                | 31                 | 12                               | 10                                | 8                        | 1   | —  | 4                |
| 4                                 | 23  | 2                | 45                 | 12                               | 14                                | 10                       | 1   | —  | 2                |
| 2                                 | 23  | 8                | 47                 | 4                                | 14                                | 9                        | 6   | 2  | 6                |
| 3                                 | 14  | 6                | 58                 | 7                                | 10                                | 8                        | 3   | 3  | 6                |
| 1                                 | 23  | 7                | 60                 | 14                               | 13                                | 8                        | 1   | 2  | 5                |
| 2                                 | 19  | 12               | 65                 | 15                               | 13                                | 11                       | 3   | 4  | 8                |
| 2                                 | 32  | 7                | 68                 | 17                               | 18                                | 14                       | —   | 2  | 10               |
| 1                                 | 30  | 10               | 60                 | 20                               | 19                                | 13                       | 3   | 1  | 6                |
| -50.00                            | -6.25   | 42.86            | -11.76             | 17.65                            | 5.56                              | -7.14                    | —   | -50.00                                   | -40.00           |
| 0.00                              | 100.00  | 66.67            | 46.34              | 185.71                           | 90.00                             | 85.71                    | 200.00  | 0.00                                     | -25.00           |

Source : National Fire Agency, MOI.

表62. 火災出動人員、車輛及其他裝備

| 年(月)別<br>Year (Month)            | 出動人次(1) Person-Times of Attendance |                       |                                    |               | 救出人數<br>(人)<br>No. of<br>People<br>Rescued<br>(Persons) | 雲梯<br>消防車<br>Ladder |
|----------------------------------|------------------------------------|-----------------------|------------------------------------|---------------|---|---------------------|
|                                  | 合計<br>Total                        | 消防人員<br>Fire Fighters | 義消人員<br>Volunteer<br>Fire Fighters | 其他<br>Others  |   |                     |
| 九十五年 2006                        | 302,767                            | 177,172               | 103,353                            | 22,242        | 968   | 3,269               |
| 九十六年 2007                        | 322,613                            | 197,261               | 104,840                            | 20,512        | 1,329   | 4,208               |
| 九十七年 2008                        | 305,862                            | 191,908               | 100,271                            | 13,683        | 1,173   | 4,348               |
| 九十八年 2009                        | 350,597                            | 229,400               | 107,747                            | 13,450        | 719   | 5,062               |
| 九十九年 2010                        | 325,601                            | 227,875               | 86,292                             | 11,434        | 503   | 4,875               |
| 一〇〇年 2011                        | 335,992                            | 248,177               | 78,303                             | 9,512         | 570   | 5,443               |
| 一〇一年 2012                        | 397,510                            | 318,175               | 72,507                             | 6,828         | 471   | 7,015               |
| 一〇二年 2013                        | 449,100                            | 370,569               | 69,610                             | 8,921         | 348   | 10,093              |
| 一〇三年 2014                        | 511,977                            | 426,634               | 64,082                             | 21,261        | 533   | 12,478              |
| 九月 Sept.                         | 40,047                             | 34,593                | 4,512                              | 942           | 18  | 781                 |
| 十月 Oct.                          | 50,467                             | 42,334                | 6,540                              | 1,593         | 27  | 1,008               |
| 十一月 Nov.                         | 48,066                             | 40,572                | 5,694                              | 1,800         | 239   | 1,073               |
| 十二月 Dec.                         | 49,152                             | 42,297                | 4,794                              | 2,061         | 49  | 1,102               |
| <b>一〇四年 2015</b>                 | <b>464,163</b>                     | <b>383,087</b>        | <b>55,704</b>                      | <b>25,372</b> | <b>462</b>  | <b>8,413</b>        |
| 一月 Jan.                          | 58,935                             | 49,097                | 6,893                              | 2,945         | 81  | 1,078               |
| 二月 Feb.                          | 53,059                             | 43,620                | 6,656                              | 2,783         | 28  | 880                 |
| 三月 Mar.                          | 54,701                             | 43,342                | 7,572                              | 3,787         | 24  | 848                 |
| 四月 Apr.                          | 64,160                             | 49,812                | 9,594                              | 4,754         | 88  | 943                 |
| 五月 May                           | 45,006                             | 37,556                | 4,820                              | 2,630         | 27  | 904                 |
| 六月 June                          | 45,686                             | 38,405                | 4,974                              | 2,307         | 15  | 952                 |
| 七月 July                          | 44,447                             | 37,555                | 4,620                              | 2,272         | 35  | 888                 |
| 八月 Aug.                          | 52,918                             | 45,052                | 5,646                              | 2,220         | 114   | 1,009               |
| 九月 Sept.                         | 45,251                             | 38,648                | 4,929                              | 1,674         | 50  | 911                 |
| 較上月增減(%)<br>VS. with Last Month  | -14.49                             | -14.21                | -12.70                             | -24.59        | -56.14  | -9.71               |
| 較上年同月增減(%)<br>VS. with Last Year | 12.99                              | 11.72                 | 9.24                               | 77.71         | 177.78  | 16.65               |

資料來源：本部消防署。

TABLE 62. FIRE SERVICES AND CALL FREQUENCY

| 消防車(車次) Fire Engines(Times) |   |                                 | 救災車(車次) Rescue Cars(Times)              |                             |                                   | 勤務車<br>(警備<br>修護)<br>(車次)<br>Operation<br>Vehicles<br>(Times) | 救護車<br>(車次)<br>Ambu-<br>lances<br>(Times) | 消防船、<br>直昇機<br>及其他<br>裝備<br>(車次)<br>Others<br>(Times) |
|-----------------------------|---|---------------------------------|---|-----------------------------|-----------------------------------|---|---|---|
| 化學<br>消防車<br>Chemical       | 水箱、水<br>庫超高壓<br>消防車<br>Tanker, Heavy<br>Tanker & Super<br>-high Presser | 其他(泡<br>沫、幫浦<br>) 消防車<br>Others | 救 助<br>器材車<br>Rescue<br>Fire<br>Engines | 照明車<br>Lighting<br>Vehicles | 其他<br>救災車<br>Other Rescue<br>Cars |   |   |   |
| 3,489                       | 59,823  | 693                             | 2,842                                   | 418                         | 3,119                             | 193   | 13,199                                    | 487   |
| 5,262                       | 63,262  | 686                             | 3,599                                   | 328                         | 3,015                             | 199   | 15,110                                    | 448   |
| 5,543                       | 60,932  | 773                             | 3,048                                   | 423                         | 2,744                             | 232   | 14,561                                    | 433   |
| 6,292                       | 70,289  | 841                             | 3,297                                   | 411                         | 3,490                             | 338   | 16,220                                    | 311   |
| 5,434                       | 68,697  | 731                             | 3,458                                   | 397                         | 3,859                             | 499   | 16,271                                    | 423   |
| 6,067                       | 74,766  | 498                             | 4,007                                   | 194                         | 3,359                             | 761   | 18,892                                    | 331   |
| 5,462                       | 81,324  | 1,047                           | 4,392                                   | 305                         | 3,948                             | 757   | 21,571                                    | 557   |
| 5,541                       | 105,086   | 1,135                           | 5,808                                   | 197                         | 5,841                             | 871   | 34,594                                    | 693   |
| 4,855                       | 126,000   | 1,132                           | 5,527                                   | 252                         | 5,723                             | 1,063   | 30,380                                    | 591   |
| 317                         | 9,382   | 60                              | 388                                     | 19                          | 426                               | 72  | 2,434                                     | 42  |
| 500                         | 12,250  | 71                              | 431                                     | 18                          | 514                               | 119   | 2,733                                     | 54  |
| 439                         | 11,781  | 109                             | 454                                     | 17                          | 438                               | 115   | 2,852                                     | 32  |
| 431                         | 11,199  | 77                              | 487                                     | 20                          | 459                               | 110   | 2,618                                     | 62  |
| <b>3,391</b>                | <b>104,945</b>  | <b>1,016</b>                    | <b>4,040</b>                            | <b>153</b>                  | <b>4,760</b>                      | <b>969</b>  | <b>24,289</b>                             | <b>849</b>  |
| 434                         | 13,312  | 205                             | 572                                     | 13                          | 582                               | 113   | 3,033                                     | 83  |
| 401                         | 12,158  | 181                             | 528                                     | 25                          | 491                               | 94  | 2,856                                     | 83  |
| 369                         | 12,328  | 185                             | 461                                     | 23                          | 535                               | 113   | 2,448                                     | 68  |
| 452                         | 15,064  | 155                             | 462                                     | 15                          | 755                               | 149   | 2,813                                     | 135   |
| 266                         | 10,104  | 71                              | 409                                     | 26                          | 465                               | 103   | 2,457                                     | 134   |
| 303                         | 10,488  | 64                              | 413                                     | 14                          | 523                               | 100   | 2,529                                     | 86  |
| 366                         | 9,874   | 64                              | 379                                     | 16                          | 437                               | 97  | 2,561                                     | 86  |
| 424                         | 11,563  | 59                              | 439                                     | 10                          | 521                               | 115   | 3,066                                     | 101   |
| 376                         | 10,054  | 32                              | 377                                     | 11                          | 451                               | 85  | 2,526                                     | 73  |
| -11.32                      | -13.05  | -45.76                          | -14.12                                  | 10.00                       | -13.44                            | -26.09  | -17.61                                    | -27.72  |
| 18.61                       | 7.16  | -46.67                          | -2.84                                   | -42.11                      | 5.87                              | 18.06   | 3.78                                      | 73.81   |

Source : National Fire Agency, MOI.



表63. 消防緊急救護服務

| 年 (月) 別<br>Year (Month)           | 救護出動次數<br>Times of Call Volume (Times) |                                 |   | 急救送醫人次      |                |                        |                          |                                |
|-----------------------------------|--|---------------------------------|---|-------------|----------------|------------------------|--------------------------|--------------------------------|
|                                   | 合計<br>Total                            | 送醫<br>次數<br>Send to<br>Hospital | 未運送<br>次數<br>Without Sending<br>to Hospital | 合計<br>Total | 非創傷類           |                        |                          |                                |
|                                   |  |                                 |   |             | 小計<br>Subtotal | 急病<br>Acute<br>Disease | 路倒<br>Falling<br>on Road | 孕婦<br>急產<br>In Urgent<br>Labor |
| 九十五年 2006                         | 691,964                                | 527,949                         | 164,015                                     | 537,707     | 256,350        | 177,185                | 15,613                   | 1,153                          |
| 九十六年 2007                         | 720,797                                | 558,035                         | 162,762                                     | 593,034     | 297,547        | 199,766                | 15,401                   | 1,116                          |
| 九十七年 2008                         | 752,823                                | 589,932                         | 162,891                                     | 609,506     | 296,932        | 194,881                | 15,141                   | 1,283                          |
| 九十八年 2009                         | 811,914                                | 634,194                         | 177,720                                     | 662,924     | 319,093        | 216,359                | 15,813                   | 1,271                          |
| 九十九年 2010                         | 918,882                                | 718,914                         | 199,968                                     | 749,126     | 363,982        | 252,226                | 18,032                   | 1,407                          |
| 一〇〇年 2011                         | 1,003,981                              | 783,531                         | 220,450                                     | 817,928     | 402,253        | 284,710                | 18,062                   | 1,789                          |
| 一〇一年 2012                         | 1,014,909                              | 791,853                         | 223,056                                     | 826,076     | 409,051        | 289,864                | 16,302                   | 2,153                          |
| 一〇二年 2013                         | 1,015,482                              | 793,078                         | 222,404                                     | 825,911     | 400,932        | 280,320                | 16,777                   | 1,911                          |
| 一〇三年 2014                         | 1,078,727                              | 840,433                         | 238,294                                     | 878,848     | 429,487        | 304,200                | 15,743                   | 2,359                          |
| 九月 Sept.                          | 87,964                                 | 68,654                          | 19,310                                      | 71,942      | 34,420         | 24,594                 | 1,278                    | 213                            |
| 十月 Oct.                           | 89,943                                 | 70,015                          | 19,928                                      | 73,651      | 34,186         | 24,152                 | 1,330                    | 191                            |
| 十一月 Nov.                          | 88,274                                 | 68,073                          | 20,201                                      | 71,468      | 33,150         | 22,683                 | 1,266                    | 220                            |
| 十二月 Dec.                          | 96,088                                 | 74,319                          | 21,769                                      | 77,534      | 36,756         | 25,118                 | 1,377                    | 188                            |
| 一〇四年 2015                         | 824,928                                | 638,107                         | 186,821                                     | 665,316     | 330,819        | 231,448                | 11,050                   | 1,852                          |
| 一月 Jan.                           | 96,514                                 | 74,573                          | 21,941                                      | 77,621      | 38,899         | 27,015                 | 1,383                    | 216                            |
| 二月 Feb.                           | 88,369                                 | 67,996                          | 20,373                                      | 70,665      | 36,926         | 25,477                 | 1,388                    | 197                            |
| 三月 Mar.                           | 91,458                                 | 70,962                          | 20,496                                      | 73,824      | 37,703         | 26,470                 | 1,221                    | 190                            |
| 四月 Apr.                           | 89,480                                 | 68,791                          | 20,689                                      | 71,678      | 35,337         | 24,735                 | 1,128                    | 217                            |
| 五月 May                            | 91,566                                 | 71,227                          | 20,339                                      | 74,258      | 36,933         | 25,883                 | 1,218                    | 183                            |
| 六月 June                           | 95,987                                 | 74,739                          | 21,248                                      | 78,390      | 38,248         | 27,086                 | 1,258                    | 203                            |
| 七月 July                           | 90,725                                 | 70,189                          | 20,536                                      | 73,442      | 35,740         | 25,127                 | 1,164                    | 190                            |
| 八月 Aug.                           | 91,553                                 | 70,221                          | 21,332                                      | 72,990      | 35,854         | 25,066                 | 1,133                    | 228                            |
| 九月 Sept.                          | 89,276                                 | 69,409                          | 19,867                                      | 72,448      | 35,179         | 24,589                 | 1,157                    | 228                            |
| 較上月增減 (%)<br>VS. with Last Month  | -2.49                                  | -1.16                           | -6.87                                       | -0.74       | -1.88          | -1.90                  | 2.12                     | 0.00                           |
| 較上年同月增減 (%)<br>VS. with Last Year | 1.49                                   | 1.10                            | 2.88  | 0.70        | 2.21           | -0.02                  | -9.47                    | 7.04                           |

資料來源：本部消防署。

TABLE 63. EMERGENCY MEDICAL SERVICES

| Times of Person Rescued in Emergency (2)                         |               |              |                |                          |                     |                     |   |  |              |  |
|--|---------------|--------------|----------------|--------------------------|---------------------|---------------------|---|--|--------------|--|
| Non-Trauma   |               |              | 創傷類            |                          |                     |                     | Trauma  |  |              |  |
| 毒藥物/一<br>氧化碳中毒<br>Toxicant/Drug/<br>Carbon Monoxide<br>Poisoning | 溺水<br>Drowned | 其他<br>Others | 小計<br>Subtotal | 一般傷<br>General<br>Trauma | 墜落<br>傷<br>Tumbling | 穿刺<br>傷<br>Piercing | 車禍<br>受傷<br>Injured in<br>a Traffic<br>Accident | 電擊傷<br>Wounded<br>by Electric<br>Shock | 其他<br>Others |  |
| 5,361  | 551           | 56,487       | 281,357        | 56,171                   | 4,746               | 644                 | 205,542   | 146                                    | 14,108       |  |
| 5,613  | 524           | 75,127       | 295,487        | 59,137                   | 6,370               | 639                 | 216,503   | 140                                    | 12,698       |  |
| 6,656  | 556           | 78,415       | 312,574        | 61,118                   | 5,226               | 535                 | 232,827   | 134                                    | 12,734       |  |
| 5,774  | 524           | 79,352       | 343,831        | 67,667                   | 5,985               | 598                 | 254,463   | 126                                    | 14,992       |  |
| 6,010  | 485           | 85,822       | 385,144        | 73,596                   | 5,156               | 584                 | 288,340   | 126                                    | 17,342       |  |
| 5,391  | 406           | 91,895       | 415,675        | 76,687                   | 5,172               | 602                 | 313,723   | 122                                    | 19,369       |  |
| 6,055  | 463           | 94,214       | 417,025        | 70,268                   | 6,363               | 600                 | 315,359   | 124                                    | 24,311       |  |
| 5,588  | 422           | 95,914       | 424,979        | 72,295                   | 7,863               | 662                 | 315,927   | 130                                    | 28,102       |  |
| 5,581  | 469           | 101,135      | 449,361        | 75,075                   | 10,063              | 886                 | 335,440   | 146                                    | 27,751       |  |
| 490  | 42            | 7,803        | 37,522         | 6,316                    | 853                 | 71                  | 27,974  | 16                                     | 2,292        |  |
| 455  | 38            | 8,020        | 39,465         | 6,501                    | 901                 | 75                  | 29,650  | 9                                      | 2,329        |  |
| 413  | 36            | 8,532        | 38,318         | 6,087                    | 872                 | 100                 | 29,011  | 45                                     | 2,203        |  |
| 413  | 29            | 9,631        | 40,778         | 6,733                    | 992                 | 70                  | 30,797  | 4                                      | 2,182        |  |
| 4,317  | 261           | 81,891       | 334,497        | 57,000                   | 8,746               | 626                 | 247,175   | 94                                     | 20,856       |  |
| 435  | 40            | 9,810        | 38,722         | 6,563                    | 947                 | 71                  | 28,884  | 8                                      | 2,249        |  |
| 409  | 26            | 9,429        | 33,739         | 6,022                    | 870                 | 53                  | 24,768  | 3                                      | 2,023        |  |
| 463  | 15            | 9,344        | 36,121         | 6,293                    | 901                 | 68                  | 26,697  | 7                                      | 2,155        |  |
| 452  | 25            | 8,780        | 36,341         | 6,026                    | 971                 | 52                  | 27,147  | 9                                      | 2,136        |  |
| 524  | 23            | 9,102        | 37,325         | 6,253                    | 907                 | 77                  | 27,750  | 12                                     | 2,326        |  |
| 506  | 26            | 9,169        | 40,142         | 6,486                    | 931                 | 74                  | 30,038  | 17                                     | 2,596        |  |
| 466  | 42            | 8,751        | 37,702         | 6,244                    | 949                 | 85                  | 27,985  | 12                                     | 2,427        |  |
| 539  | 37            | 8,851        | 37,136         | 6,587                    | 1,233               | 79                  | 26,705  | 17                                     | 2,515        |  |
| 523  | 27            | 8,655        | 37,269         | 6,526                    | 1,037               | 67                  | 27,201  | 9                                      | 2,429        |  |
| -2.97  | -27.03        | -2.21        | 0.36           | -0.93                    | -15.90              | -15.19              | 1.86  | -47.06                                 | -3.42        |  |
| 6.73   | -35.71        | 10.92        | -0.67          | 3.32                     | 21.57               | -5.63               | -2.76   | -43.75                                 | 5.98         |  |

Source: National Fire Agency, MOI.

表64. 消防緊急救護急救處置

單位：次

| 年(月)別<br>Year (Month)            | 呼吸道處置<br>Respiratory Passages Treatments |                                       |                                       |                       |                             | 創傷處置                   |                             |                                  |                             |
|----------------------------------|--|---------------------------------------|---------------------------------------|-----------------------|-----------------------------|------------------------|-----------------------------|----------------------------------|-----------------------------|
|                                  | 抽吸<br>Aspirate                           | 鼻管<br>Given<br>Oxygen<br>from<br>Nose | 面罩<br>Given<br>Oxygen<br>from<br>Mask | 哈姆<br>立克法<br>Heimlich | 其他維<br>持呼吸<br>道暢通<br>Others | 頸圈<br>Cervical<br>Ring | 清洗<br>傷口<br>Clear<br>Wounds | 包紮<br>止血<br>Bloodshed<br>Swathed | 夾板<br>固定<br>Splint<br>Fixed |
| 九十五年 2006                        | 2,525                                    | 50,324                                | 81,531                                | 428                   | 81,297                      | 31,668                 | 174,217                     | 180,880                          | 34,540                      |
| 九十六年 2007                        | 2,571                                    | 54,602                                | 88,092                                | 302                   | 57,319                      | 34,251                 | 196,986                     | 189,340                          | 33,717                      |
| 九十七年 2008                        | 2,945                                    | 53,693                                | 89,639                                | 323                   | 45,045                      | 39,377                 | 215,801                     | 203,477                          | 34,112                      |
| 九十八年 2009                        | 2,755                                    | 56,226                                | 95,065                                | 372                   | 58,562                      | 45,374                 | 241,815                     | 226,047                          | 33,965                      |
| 九十九年 2010                        | 2,949                                    | 62,213                                | 107,792                               | 330                   | 69,133                      | 53,722                 | 276,916                     | 257,750                          | 35,537                      |
| 一〇〇年 2011                        | 2,662                                    | 59,628                                | 110,020                               | 308                   | 76,195                      | 56,811                 | 302,211                     | 281,190                          | 35,173                      |
| 一〇一年 2012                        | 2,402                                    | 49,218                                | 101,423                               | 318                   | 79,123                      | 52,836                 | 306,367                     | 282,173                          | 33,694                      |
| 一〇二年 2013                        | 1,912                                    | 43,476                                | 95,245                                | 265                   | 78,170                      | 50,967                 | 318,555                     | 289,983                          | 33,965                      |
| 一〇三年 2014                        | 2,074                                    | 42,265                                | 95,580                                | 325                   | 75,657                      | 51,856                 | 337,154                     | 306,604                          | 33,295                      |
| 九月 Sept.                         | 195                                      | 3,421                                 | 7,196                                 | 15                    | 5,558                       | 4,156                  | 29,818                      | 27,118                           | 2,527                       |
| 十月 Oct.                          | 174                                      | 3,450                                 | 7,217                                 | 25                    | 5,866                       | 4,670                  | 30,721                      | 27,852                           | 2,937                       |
| 十一月 Nov.                         | 167                                      | 3,063                                 | 6,997                                 | 20                    | 5,753                       | 4,495                  | 28,748                      | 25,899                           | 2,798                       |
| 十二月 Dec.                         | 173                                      | 3,235                                 | 7,926                                 | 38                    | 7,250                       | 4,548                  | 28,167                      | 25,375                           | 2,939                       |
| <b>一〇四年 2015</b>                 | <b>1,420</b>                             | <b>30,803</b>                         | <b>67,485</b>                         | <b>211</b>            | <b>56,924</b>               | <b>37,945</b>          | <b>252,893</b>              | <b>230,202</b>                   | <b>23,120</b>               |
| 一月 Jan.                          | 202                                      | 3,382                                 | 8,308                                 | 36                    | 7,196                       | 4,463                  | 27,100                      | 24,443                           | 2,806                       |
| 二月 Feb.                          | 187                                      | 3,055                                 | 7,628                                 | 40                    | 6,885                       | 3,938                  | 23,700                      | 21,475                           | 2,412                       |
| 三月 Mar.                          | 176                                      | 3,381                                 | 7,943                                 | 22                    | 6,724                       | 4,002                  | 25,790                      | 23,374                           | 2,593                       |
| 四月 Apr.                          | 184                                      | 3,487                                 | 7,267                                 | 21                    | 6,319                       | 4,036                  | 27,264                      | 24,871                           | 2,519                       |
| 五月 May                           | 124                                      | 3,626                                 | 7,561                                 | 19                    | 5,927                       | 4,278                  | 28,662                      | 26,135                           | 2,573                       |
| 六月 June                          | 121                                      | 3,815                                 | 7,704                                 | 24                    | 6,192                       | 4,530                  | 31,622                      | 28,787                           | 2,690                       |
| 七月 July                          | 128                                      | 3,376                                 | 7,149                                 | 17                    | 5,842                       | 4,283                  | 30,141                      | 27,545                           | 2,407                       |
| 八月 Aug.                          | 159                                      | 3,349                                 | 7,006                                 | 15                    | 5,910                       | 4,229                  | 29,305                      | 26,729                           | 2,474                       |
| 九月 Sept.                         | 139                                      | 3,332                                 | 6,919                                 | 17                    | 5,929                       | 4,186                  | 29,309                      | 26,843                           | 2,646                       |
| 較上月增減(%)<br>VS. with Last Month  | -12.58                                   | -0.51                                 | -1.24                                 | 13.33                 | 0.32                        | -1.02                  | 0.01                        | 0.43                             | 6.95                        |
| 較上年同月增減(%)<br>VS. with Last Year | -28.72                                   | -2.60                                 | -3.85                                 | 13.33                 | 6.68                        | 0.72                   | -1.71                       | -1.01                            | 4.71                        |

TABLE 64. RESCUE TREATMENTS OF EMERGENCY MEDICAL SERVICES

Unit : Times

| Trauma Treatments            |   |                  | 心肺復甦術<br>CPR  |                                | 藥物<br>處置<br>Medicine<br>Treatments | 其他處置<br>Other Treatments |                                |                                |                |
|------------------------------|---|------------------|---------------|--------------------------------|------------------------------------|--------------------------|--------------------------------|--------------------------------|----------------|
| 長背板<br>固定<br>Tergal<br>Fixed | 鏟式擔<br>架固定<br>Shovel-type<br>Stretcher<br>Fixed | 軀幹固<br>定器<br>KED | CPR           | 使用自<br>動體外<br>心臟去<br>顫器<br>AED |                                    | 保暖<br>Keep<br>Warm       | 心理<br>支持<br>Psycho-<br>analyed | 協助<br>生產<br>Helping<br>Bearing | 其他<br>Others   |
| 39,449                       | 3,090   | 4,051            | 14,876        | 10,634                         | 7,116                              | 213,992                  | 432,921                        | 727                            | 159,561        |
| 43,222                       | 3,853   | 3,754            | 16,589        | 13,398                         | 8,459                              | 298,384                  | 482,802                        | 797                            | 256,963        |
| 47,500                       | 3,422   | 3,809            | 17,582        | 15,773                         | 10,717                             | 340,116                  | 518,580                        | 882                            | 304,842        |
| 52,960                       | 3,548   | 3,866            | 18,115        | 16,632                         | 13,721                             | 374,917                  | 573,670                        | 821                            | 364,945        |
| 59,985                       | 2,792   | 3,790            | 18,871        | 18,251                         | 16,687                             | 432,775                  | 660,172                        | 1,258                          | 445,119        |
| 63,279                       | 3,391   | 3,629            | 20,039        | 19,831                         | 17,777                             | 462,414                  | 725,384                        | 549                            | 515,285        |
| 61,665                       | 2,949   | 2,910            | 20,491        | 20,829                         | 18,809                             | 456,346                  | 738,106                        | 669                            | 529,005        |
| 60,612                       | 2,355   | 2,693            | 21,318        | 21,638                         | 23,364                             | 433,341                  | 751,867                        | 580                            | 575,062        |
| 62,233                       | 1,406   | 2,625            | 22,723        | 23,066                         | 27,741                             | 441,400                  | 810,725                        | 611                            | 625,549        |
| 4,851                        | 73  | 208              | 1,633         | 1,661                          | 2,057                              | 30,029                   | 66,189                         | 31                             | 51,628         |
| 5,325                        | 63  | 231              | 1,688         | 1,745                          | 2,188                              | 33,655                   | 68,004                         | 87                             | 52,893         |
| 5,149                        | 86  | 196              | 1,714         | 1,787                          | 2,056                              | 34,675                   | 65,832                         | 203                            | 51,992         |
| 5,690                        | 91  | 213              | 2,113         | 2,207                          | 2,158                              | 43,958                   | 71,806                         | 36                             | 56,661         |
| <b>44,586</b>                | <b>654</b>                                      | <b>1,854</b>     | <b>15,903</b> | <b>15,991</b>                  | <b>21,096</b>                      | <b>312,970</b>           | <b>615,370</b>                 | <b>288</b>                     | <b>482,715</b> |
| 5,573                        | 68  | 261              | 2,014         | 2,004                          | 2,423                              | 44,353                   | 72,249                         | 35                             | 56,178         |
| 4,906                        | 62  | 224              | 1,958         | 2,048                          | 2,503                              | 39,962                   | 65,266                         | 42                             | 51,541         |
| 4,946                        | 76  | 197              | 1,870         | 1,942                          | 2,339                              | 38,941                   | 68,619                         | 22                             | 53,201         |
| 4,825                        | 62  | 200              | 1,766         | 1,735                          | 2,458                              | 33,916                   | 66,045                         | 33                             | 51,713         |
| 4,797                        | 88  | 191              | 1,612         | 1,591                          | 2,404                              | 33,756                   | 68,884                         | 28                             | 53,712         |
| 5,006                        | 82  | 215              | 1,758         | 1,758                          | 2,409                              | 32,045                   | 72,225                         | 34                             | 56,774         |
| 4,843                        | 74  | 189              | 1,701         | 1,703                          | 2,345                              | 29,330                   | 67,935                         | 36                             | 54,036         |
| 4,819                        | 72  | 190              | 1,648         | 1,630                          | 2,223                              | 30,325                   | 67,443                         | 30                             | 53,305         |
| 4,871                        | 70  | 187              | 1,576         | 1,580                          | 1,992                              | 30,342                   | 66,704                         | 28                             | 52,255         |
| 1.08                         | -2.78   | -1.58            | -4.37         | -3.07                          | -10.39                             | 0.06                     | -1.10                          | -6.67                          | -1.97          |
| 0.41                         | -4.11   | -10.10           | -3.49         | -4.88                          | -3.16                              | 1.04                     | 0.78                           | -9.68                          | 1.21           |

表65. 核發建築物建造執照—按月別及用途別分

| 年 (月) 別<br>Year (Month)          | 總計<br>Grand Total  |  | 住宿類(H類)<br>Residential |               |  |
|----------------------------------|--------------------|--|------------------------|---------------|--|
|                                  |                    |  | 住宅(H2)                 |               |  |
|                                  | 總件數<br>Total Cases | 總樓地板面積<br>(平方公尺)<br>Total Floor Area (m <sup>2</sup> ) | 件數<br>Cases            | 宅數<br>Houses  | 總樓地板面積<br>(平方公尺)<br>Total Floor Area (m <sup>2</sup> ) |
| 九十五年 2006                        | 35,184             | 36,664,413   | 25,663                 | 116,831       | 19,737,713   |
| 九十六年 2007                        | 31,704             | 34,732,493   | 24,060                 | 106,270       | 19,358,714   |
| 九十七年 2008                        | 19,484             | 26,166,355   | 14,072                 | 69,941        | 13,911,666   |
| 九十八年 2009                        | 20,517             | 19,915,953   | 15,389                 | 51,180        | 10,087,537   |
| 九十九年 2010                        | 29,696             | 31,174,017   | 23,501                 | 84,518        | 16,737,408   |
| 一〇〇年 2011                        | 33,161             | 34,148,423   | 26,538                 | 97,755        | 19,786,931   |
| 一〇一年 2012                        | 31,237             | 32,882,939   | 24,576                 | 98,663        | 19,319,459   |
| 一〇二年 2013                        | 33,531             | 39,760,495   | 27,234                 | 133,072       | 25,416,782   |
| 一〇三年 2014                        | 31,994             | 38,634,904   | 25,261                 | 124,127       | 22,230,818   |
| 九月 Sept.                         | 2,654              | 3,304,108  | 2,039                  | 9,892         | 1,833,559  |
| 十月 Oct.                          | 2,571              | 3,117,788  | 2,043                  | 10,252        | 1,794,148  |
| 十一月 Nov.                         | 2,414              | 2,803,700  | 1,888                  | 7,716         | 1,416,442  |
| 十二月 Dec.                         | 2,762              | 3,609,251  | 2,195                  | 10,387        | 1,943,147  |
| <b>一〇四年 2015</b>                 | <b>20,757</b>      | <b>24,715,356</b>                                      | <b>16,191</b>          | <b>81,371</b> | <b>13,857,231</b>                                      |
| 一月 Jan.                          | 2,618              | 3,494,040  | 2,062                  | 12,509        | 2,084,910  |
| 二月 Feb.                          | 1,911              | 2,462,604  | 1,455                  | 6,734         | 1,286,381  |
| 三月 Mar.                          | 2,293              | 2,364,330  | 1,739                  | 7,739         | 1,232,553  |
| 四月 Apr.                          | 2,191              | 2,306,546  | 1,664                  | 7,376         | 1,252,930  |
| 五月 May                           | 2,526              | 2,773,591  | 2,018                  | 8,264         | 1,484,506  |
| 六月 June                          | 2,484              | 3,701,468  | 2,009                  | 13,897        | 2,341,092  |
| 七月 July                          | 2,293              | 2,709,609  | 1,736                  | 9,004         | 1,484,529  |
| 八月 Aug.                          | 2,265              | 2,403,825  | 1,794                  | 7,381         | 1,251,200  |
| 九月 Sept.                         | 2,176              | 2,499,343  | 1,714                  | 8,467         | 1,439,130  |
| 較上月增減(%)<br>VS. with Last Month  | -3.93              | 3.97   | -4.46                  | 14.71         | 18.27  |
| 較上年同月增減(%)<br>VS. with Last Year | -18.01             | -24.36   | -15.94                 | -14.41        | -22.57   |

資料來源：本部營建署。  
 說明：1. 95年起依「建築物使用類組及變更使用辦法」分類。  
 2. 自95年起數字包括內政部指定特設主管建築機關資料。

TABLE 65. ISSUED BUILDING CONSTRUCTION LICENSE  
- BY MONTH AND USE

| Lodging<br>宿舍安養(H1)<br>Dormitory, Care |  | 商業類(B類)<br>Commerce |  | 工業、倉儲類<br>(C類)<br>Industry, Storage |  |
|--|--|---------------------|--|-------------------------------------|--|
| 件數<br>Cases                            | 總樓地板面積<br>(平方公尺)<br>Total Floor Area (m <sup>2</sup> ) | 件數<br>Cases         | 總樓地板面積<br>(平方公尺)<br>Total Floor Area (m <sup>2</sup> ) | 件數<br>Cases                         | 總樓地板面積<br>(平方公尺)<br>Total Floor Area (m <sup>2</sup> ) |
| 106                                    | 243,516  | 1,975               | 2,412,478  | 2,357                               | 7,031,241  |
| 115                                    | 356,998  | 524                 | 1,972,294  | 2,331                               | 5,955,876  |
| 89                                     | 312,573  | 171                 | 901,335  | 1,801                               | 5,537,210  |
| 56                                     | 242,948  | 127                 | 770,747  | 1,510                               | 3,357,023  |
| 72                                     | 129,168  | 189                 | 1,013,204  | 2,009                               | 6,401,229  |
| 72                                     | 209,123  | 170                 | 757,476  | 2,257                               | 6,132,760  |
| 76                                     | 178,938  | 185                 | 1,064,986  | 2,150                               | 5,616,946  |
| 68                                     | 206,875  | 204                 | 1,639,817  | 1,964                               | 5,839,337  |
| 67                                     | 289,146  | 193                 | 1,961,250  | 2,139                               | 6,298,000  |
| 4                                      | 12,867   | 17                  | 135,342  | 205                                 | 524,337  |
| 7                                      | 17,888   | 18                  | 115,498  | 140                                 | 561,904  |
| 4                                      | 5,065  | 9                   | 8,005  | 177                                 | 541,137  |
| 7                                      | 44,457   | 17                  | 310,317  | 162                                 | 620,292  |
| <b>36</b>                              | <b>188,289</b>   | <b>127</b>          | <b>686,051</b>   | <b>1,375</b>                        | <b>5,010,908</b>                                       |
| 6                                      | 6,937  | 14                  | 133,425  | 159                                 | 673,970  |
| 2                                      | 242  | 10                  | 23,865   | 147                                 | 535,148  |
| 1                                      | 364  | 18                  | 42,972   | 151                                 | 517,519  |
| 2                                      | 3,836  | 13                  | 59,259   | 148                                 | 487,484  |
| 4                                      | 28,181   | 11                  | 51,230   | 181                                 | 835,209  |
| 8                                      | 116,758  | 11                  | 120,890  | 158                                 | 304,371  |
| 3                                      | 19,839   | 18                  | 92,584   | 153                                 | 607,533  |
| 8                                      | 11,404   | 12                  | 89,644   | 155                                 | 505,799  |
| 2                                      | 728  | 20                  | 72,182   | 123                                 | 543,875  |
| -75.00                                 | -93.62   | 66.67               | -19.48   | -20.65                              | 7.53   |
| -50.00                                 | -94.34   | 17.65               | -46.67   | -40.00                              | 3.73   |

Source : Construction and Planning Agency, MOI.  
 Note : 1.The figures are reclassified according to Architecture Usage Classification and Change Usage regulation since 2006.  
 2.The figures include the data of M.O.I. Const. Orgs. since 2006.

表65. 核發建築物建造執照—按月別及用途別分(續)

TABLE 65. ISSUED BUILDING CONSTRUCTION LICENSE - BY MONTH AND USE(CONT.)

| 年 (月) 別<br>Year (Month)          | 辦公、服務類(G類)<br>Business, Service |   | 休閒、文教類(D類)<br>Leisure, Education |   | 衛生、福利、<br>更生類(F類)<br>Health, Welfare,<br>Regeneration |   |
|----------------------------------|---------------------------------|---|----------------------------------|---|---|---|
|                                  | 件數<br>Cases                     | 總樓地板<br>面積<br>(平方公尺)<br>Total Floor<br>Area (m <sup>2</sup> ) | 件數<br>Cases                      | 總樓地板<br>面積<br>(平方公尺)<br>Total Floor<br>Area (m <sup>2</sup> ) | 件數<br>Cases   | 總樓地板<br>面積<br>(平方公尺)<br>Total Floor<br>Area (m <sup>2</sup> ) |
| 九十五年 2006                        | 2,189                           | 2,991,164   | 569                              | 1,667,810   | 147   | 403,696   |
| 九十六年 2007                        | 2,078                           | 2,939,010   | 592                              | 1,967,672   | 123   | 209,280   |
| 九十七年 2008                        | 1,225                           | 2,120,079   | 536                              | 1,439,692   | 123   | 319,668   |
| 九十八年 2009                        | 1,199                           | 1,803,098   | 606                              | 1,868,382   | 111   | 324,985   |
| 九十九年 2010                        | 1,302                           | 2,473,105   | 651                              | 1,741,948   | 132   | 610,098   |
| 一〇〇年 2011                        | 1,441                           | 2,076,179   | 546                              | 1,287,603   | 134   | 271,198   |
| 一〇一年 2012                        | 1,408                           | 1,973,615   | 486                              | 1,178,370   | 148   | 509,457   |
| 一〇二年 2013                        | 1,166                           | 1,982,717   | 417                              | 1,094,334   | 155   | 555,239   |
| 一〇三年 2014                        | 1,188                           | 2,528,920   | 356                              | 956,748   | 102   | 298,819   |
| 九月 Sept.                         | 145                             | 362,485   | 29                               | 111,520   | 9   | 30,911  |
| 十月 Oct.                          | 101                             | 156,351   | 30                               | 151,896   | 13  | 57,367  |
| 十一月 Nov.                         | 65                              | 495,932   | 34                               | 69,856  | 8   | 8,943   |
| 十二月 Dec.                         | 74                              | 62,133  | 27                               | 102,678   | 10  | 14,876  |
| <b>一〇四年 2015</b>                 | <b>795</b>                      | <b>1,252,804</b>  | <b>229</b>                       | <b>572,481</b>  | <b>75</b>   | <b>226,024</b>  |
| 一月 Jan.                          | 76                              | 96,786  | 35                               | 112,867   | 5   | 7,423   |
| 二月 Feb.                          | 61                              | 54,667  | 28                               | 66,615  | 7   | 11,331  |
| 三月 Mar.                          | 95                              | 195,753   | 27                               | 82,551  | 13  | 28,074  |
| 四月 Apr.                          | 89                              | 135,127   | 22                               | 66,439  | 5   | 26,525  |
| 五月 May                           | 82                              | 44,899  | 21                               | 47,090  | 9   | 29,210  |
| 六月 June                          | 81                              | 219,437   | 28                               | 29,286  | 9   | 33,393  |
| 七月 July                          | 131                             | 114,398   | 30                               | 70,004  | 10  | 32,123  |
| 八月 Aug.                          | 86                              | 179,795   | 16                               | 61,062  | 6   | 16,167  |
| 九月 Sept.                         | 94                              | 211,942   | 22                               | 36,567  | 11  | 41,778  |
| 較上月增減(%)<br>VS. with Last Month  | 9.30                            | 17.88   | 37.50                            | -40.11  | 83.33   | 158.42  |
| 較上年同月增減(%)<br>VS. with Last Year | -35.17                          | -41.53  | -24.14                           | -67.21  | 22.22   | 35.16   |

| 其 他 類 Others          |   |                                 |   |                              |   |              |   |
|-----------------------|---|---------------------------------|---|------------------------------|---|--------------|---|
| 公共集會類(A類)<br>Assembly |   | 宗教、殯葬類(E類)<br>Religion, Funeral |   | 危險物品類(I類)<br>Hazard Contents |   | 其他<br>Others |   |
| 件數<br>Cases           | 總樓地板面積<br>(平方公尺)<br>Total Floor<br>Area (m <sup>2</sup> ) | 件數<br>Cases                     | 總樓地板面積<br>(平方公尺)<br>Total Floor<br>Area (m <sup>2</sup> ) | 件數<br>Cases                  | 總樓地板面積<br>(平方公尺)<br>Total Floor<br>Area (m <sup>2</sup> ) | 件數<br>Cases  | 總樓地板面積<br>(平方公尺)<br>Total Floor<br>Area (m <sup>2</sup> ) |
| 64                    | 180,075   | 131                             | 176,901   | 44                           | 15,448  | 1,939        | 1,804,371   |
| 49                    | 41,848  | 179                             | 387,188   | 51                           | 31,491  | 1,602        | 1,512,122   |
| 47                    | 160,573   | 188                             | 264,722   | 52                           | 27,230  | 1,180        | 1,171,607   |
| 46                    | 71,691  | 188                             | 247,588   | 32                           | 9,538   | 1,253        | 1,132,416   |
| 43                    | 197,843   | 171                             | 316,732   | 34                           | 23,869  | 1,592        | 1,529,413   |
| 44                    | 677,181   | 160                             | 147,051   | 40                           | 26,456  | 1,759        | 2,776,465   |
| 30                    | 96,852  | 195                             | 214,271   | 44                           | 37,288  | 1,939        | 2,692,757   |
| 48                    | 55,508  | 157                             | 213,125   | 43                           | 31,007  | 2,075        | 2,725,754   |
| 30                    | 107,430   | 150                             | 233,072   | 35                           | 36,367  | 2,473        | 3,694,334   |
| 2                     | 13,161  | 16                              | 21,817  | —                            | —   | 188          | 258,109   |
| 3                     | 846   | 14                              | 50,051  | 2                            | 423   | 200          | 211,416   |
| 2                     | 1,146   | 17                              | 14,142  | 1                            | 442   | 209          | 242,590   |
| 1                     | 142   | 17                              | 35,209  | 2                            | 764   | 250          | 475,236   |
| <b>16</b>             | <b>122,165</b>  | <b>100</b>                      | <b>104,035</b>  | <b>24</b>                    | <b>14,787</b>   | <b>1,789</b> | <b>2,680,581</b>  |
| 2                     | 5,079   | 15                              | 17,768  | 5                            | 2,630   | 239          | 352,245   |
| 4                     | 52,440  | 8                               | 6,807   | 2                            | 3,740   | 187          | 421,368   |
| 1                     | 10,908  | 8                               | 8,538   | 1                            | 358   | 239          | 244,740   |
| 2                     | 541   | 11                              | 12,511  | 4                            | 1,544   | 231          | 260,350   |
| 4                     | 4,958   | 4                               | 4,086   | 6                            | 3,571   | 186          | 240,651   |
| 1                     | 47,415  | 16                              | 7,148   | 1                            | 199   | 162          | 481,479   |
| 1                     | 496   | 14                              | 24,150  | 1                            | 1,664   | 196          | 262,289   |
| 1                     | 328   | 12                              | 9,908   | 2                            | 874   | 173          | 277,644   |
| —                     | —   | 12                              | 13,119  | 2                            | 207   | 176          | 139,815   |
| -100.00               | -100.00   | 0.00                            | 32.41   | 0.00                         | -76.32  | 1.73         | -49.64  |
| -100.00               | -100.00   | -25.00                          | -39.87  | —                            | —   | -6.38        | -45.83  |

表66. 核發建築物建造執照—按區域別及用途別分

TABLE 66. ISSUED BUILDING CONSTRUCTION LICENSE  
- BY LOCALITY AND USE

| 區域別<br>Locality  | 總計<br>Grand Total  |  | 住宿類(H類)<br>Residential |              |  |
|--|--------------------|--|------------------------|--------------|--|
|  | 總件數<br>Total Cases | 總樓地板面積<br>(平方公尺)<br>Total Floor Area (m <sup>2</sup> ) | 住宅(H2)<br>Houses       |              |  |
|  |                    |  | 件數<br>Cases            | 宅數<br>Houses | 總樓地板面積<br>(平方公尺)<br>Total Floor Area (m <sup>2</sup> ) |
| 一〇四年九月<br>Sep., 2015                                       | 2,176              | 2,499,343  | 1,714                  | 8,467        | 1,439,130  |
| 新北市 New Taipei City  | 48                 | 430,875  | 34                     | 2,543        | 381,224  |
| 臺北市 Taipei City  | 21                 | 187,516  | 14                     | 414          | 57,724   |
| 桃園市 Taoyuan City   | 133                | 383,282  | 95                     | 1,032        | 187,743  |
| 臺中市 Taichung City  | 157                | 215,110  | 123                    | 614          | 141,292  |
| 臺南市 Tainan City  | 387                | 330,243  | 308                    | 1,238        | 193,666  |
| 高雄市 Kaohsiung City   | 171                | 104,381  | 121                    | 226          | 40,854   |
| 臺灣省 Taiwan Prov.   | 1,201              | 805,946  | 971                    | 2,284        | 418,756  |
| 宜蘭縣 Yilan C.   | 131                | 50,570   | 124                    | 178          | 38,026   |
| 新竹縣 Hsinchu C.   | 83                 | 81,063   | 66                     | 395          | 64,564   |
| 苗栗縣 Miaoli C.  | 78                 | 73,330   | 65                     | 371          | 58,995   |
| 彰化縣 Changhua C.  | 196                | 107,354  | 145                    | 426          | 71,533   |
| 南投縣 Nantou C.  | 140                | 47,498   | 126                    | 206          | 40,629   |
| 雲林縣 Yunlin C.  | 153                | 91,763   | 115                    | 148          | 29,393   |
| 嘉義縣 Chiayi C.  | 111                | 189,308  | 77                     | 90           | 17,835   |
| 屏東縣 Pingtung C.  | 85                 | 23,073   | 64                     | 66           | 16,609   |
| 臺東縣 Taitung C.   | 66                 | 45,324   | 51                     | 51           | 13,700   |
| 花蓮縣 Hualien C.   | 65                 | 18,463   | 60                     | 62           | 16,805   |
| 澎湖縣 Penghu C.  | 30                 | 9,219  | 27                     | 27           | 8,137  |
| 基隆市 Keelung City   | 6                  | 18,654   | 2                      | 90           | 14,335   |
| 新竹市 Hsinchu City   | 20                 | 25,029   | 17                     | 93           | 16,693   |
| 嘉義市 Chiayi City  | 37                 | 25,298   | 32                     | 81           | 11,502   |
| 福建省 Fuchien Prov.  | 43                 | 15,504   | 42                     | 110          | 14,932   |
| 金門縣 Kinmen C.  | 43                 | 15,504   | 42                     | 110          | 14,932   |
| 連江縣 Lienchiang C.  | —                  | —  | —                      | —            | —  |
| 國家公園管理處 N.P.Adm.   | 6                  | 2,939  | 6                      | 6            | 2,939  |
| 其他內政部<br>指定特設主<br>管建築機關<br>Other<br>M.O.I.<br>Const. Orgs. | 9                  | 23,547   | —                      | —            | —  |

| Lodging                     |  | 商業類(B類)<br>Commerce |  | 工業、倉儲類<br>(C類)<br>Industry, Storage |  |
|-----------------------------|--|---------------------|--|-------------------------------------|--|
| 宿舍安養(H1)<br>Dormitory, Care |  |                     |  |                                     |  |
| 件數<br>Cases                 | 總樓地板面積<br>(平方公尺)<br>Total Floor Area (m <sup>2</sup> ) | 件數<br>Cases         | 總樓地板面積<br>(平方公尺)<br>Total Floor Area (m <sup>2</sup> ) | 件數<br>Cases                         | 總樓地板面積<br>(平方公尺)<br>Total Floor Area (m <sup>2</sup> ) |
| 2                           | 728  | 20                  | 72,182   | 123                                 | 543,875  |
| —                           | —  | —                   | —  | 7                                   | 41,355   |
| —                           | —  | 1                   | 7,033  | —                                   | —  |
| —                           | —  | 1                   | 921  | 25                                  | 173,560  |
| 1                           | 322  | 3                   | 11,224   | 9                                   | 38,609   |
| —                           | —  | 2                   | 6,019  | 16                                  | 72,143   |
| —                           | —  | 1                   | 3,262  | 11                                  | 27,716   |
| 1                           | 406  | 11                  | 43,278   | 53                                  | 170,768  |
| —                           | —  | 1                   | 379  | 3                                   | 1,702  |
| —                           | —  | —                   | —  | 7                                   | 10,006   |
| —                           | —  | 1                   | 75   | 5                                   | 10,306   |
| —                           | —  | 1                   | 2,843  | 12                                  | 10,287   |
| —                           | —  | —                   | —  | 5                                   | 4,314  |
| —                           | —  | 1                   | 1,999  | 4                                   | 5,666  |
| 1                           | 406  | —                   | —  | 10                                  | 123,601  |
| —                           | —  | —                   | —  | 2                                   | 322  |
| —                           | —  | 5                   | 28,101   | 3                                   | 1,736  |
| —                           | —  | —                   | —  | —                                   | —  |
| —                           | —  | —                   | —  | —                                   | —  |
| —                           | —  | 2                   | 9,881  | 1                                   | 2,113  |
| —                           | —  | —                   | —  | —                                   | —  |
| —                           | —  | —                   | —  | —                                   | —  |
| —                           | —  | —                   | —  | —                                   | —  |
| —                           | —  | —                   | —  | —                                   | —  |
| —                           | —  | —                   | —  | —                                   | —  |
| —                           | —  | 1                   | 445  | 2                                   | 19,724   |

資料來源：本部營建署。

Source : Construction and Planning Agency, MOI.

表66. 核發建築物建造執照—按區域別及用途別分(續)

| 區域別<br>Locality  | 辦公、服務類(G類)<br>Business, Service |   | 休閒、文教類(D類)<br>Leisure, Education |   | 衛生、福利、<br>更生類(F類)<br>Health, Welfare,<br>Regeneration |   |
|--|---------------------------------|---|----------------------------------|---|---|---|
|  | 件數<br>Cases                     | 總樓地板面積<br>(平方公尺)<br>Total Floor<br>Area (m <sup>2</sup> ) | 件數<br>Cases                      | 總樓地板面積<br>(平方公尺)<br>Total Floor<br>Area (m <sup>2</sup> ) | 件數<br>Cases   | 總樓地板面積<br>(平方公尺)<br>Total Floor<br>Area (m <sup>2</sup> ) |
| 一〇四年九月<br>Sep., 2015                                       | 94                              | 211,942   | 22                               | 36,567  | 11  | 41,778  |
| 新北市 New Taipei City  | 1                               | 100   | 1                                | 35  | —   | —   |
| 臺北市 Taipei City  | 4                               | 122,700   | —                                | —   | —   | —   |
| 桃園市 Taoyuan City   | 2                               | 1,521   | 2                                | 7,847   | —   | —   |
| 臺中市 Taichung City  | 14                              | 14,258  | —                                | —   | 1   | 5,095   |
| 臺南市 Tainan City  | 15                              | 16,810  | 3                                | 7,791   | 2   | 9,362   |
| 高雄市 Kaohsiung City   | 22                              | 5,306   | 1                                | 274   | —   | —   |
| 臺灣省 Taiwan Prov.   | 33                              | 48,188  | 15                               | 20,620  | 8   | 27,321  |
| 宜蘭縣 Yilan C.   | 1                               | 9,128   | —                                | —   | 1   | 1,135   |
| 新竹縣 Hsinchu C.   | 3                               | 1,123   | —                                | —   | 2   | 3,914   |
| 苗栗縣 Miaoli C.  | 4                               | 424   | 1                                | 1,744   | —   | —   |
| 彰化縣 Changhua C.  | 5                               | 1,710   | 3                                | 1,907   | 3   | 4,758   |
| 南投縣 Nantou C.  | 2                               | 501   | —                                | —   | —   | —   |
| 雲林縣 Yunlin C.  | —                               | —   | 2                                | 4,492   | 2   | 17,514  |
| 嘉義縣 Chiayi C.  | 3                               | 30,821  | —                                | —   | —   | —   |
| 屏東縣 Pingtung C.  | 7                               | 1,594   | 3                                | 1,238   | —   | —   |
| 臺東縣 Taitung C.   | 2                               | 172   | 1                                | 936   | —   | —   |
| 花蓮縣 Hualien C.   | 3                               | 1,328   | —                                | —   | —   | —   |
| 澎湖縣 Penghu C.  | 2                               | 367   | —                                | —   | —   | —   |
| 基隆市 Keelung City   | —                               | —   | 3                                | 2,987   | —   | —   |
| 新竹市 Hsinchu City   | 1                               | 1,020   | 2                                | 7,316   | —   | —   |
| 嘉義市 Chiayi City  | —                               | —   | —                                | —   | —   | —   |
| 福建省 Fuchien Prov.  | —                               | —   | —                                | —   | —   | —   |
| 金門縣 Kinmen C.  | —                               | —   | —                                | —   | —   | —   |
| 連江縣 Lienchiang C.  | —                               | —   | —                                | —   | —   | —   |
| 國家公園管理處 N.P.Adm.   | —                               | —   | —                                | —   | —   | —   |
| 其他內政部<br>指定特設主<br>管建築機關<br>Other<br>M.O.I.<br>Const. Orgs. | 3                               | 3,059   | —                                | —   | —   | —   |

TABLE 66. ISSUED BUILDING CONSTRUCTION LICENSE  
- BY LOCALITY AND USE (CONT.)

| 公共集會類(A類)<br>Assembly |   | 宗教、殯葬類(E類)<br>Religion, Funeral |   | 危險物品類(I類)<br>Hazard Contents |   | 其他<br>Others |   |
|-----------------------|---|---------------------------------|---|------------------------------|---|--------------|---|
| 件數<br>Cases           | 總樓地板面積<br>(平方公尺)<br>Total Floor<br>Area (m <sup>2</sup> ) | 件數<br>Cases                     | 總樓地板面積<br>(平方公尺)<br>Total Floor<br>Area (m <sup>2</sup> ) | 件數<br>Cases                  | 總樓地板面積<br>(平方公尺)<br>Total Floor<br>Area (m <sup>2</sup> ) | 件數<br>Cases  | 總樓地板面積<br>(平方公尺)<br>Total Floor<br>Area (m <sup>2</sup> ) |
| —                     | —   | 12                              | 13,119  | 2                            | 207   | 176          | 139,815   |
| —                     | —   | 1                               | 4,707   | —                            | —   | 4            | 3,454   |
| —                     | —   | —                               | —   | —                            | —   | 2            | 59  |
| —                     | —   | 2                               | 1,287   | —                            | —   | 6            | 10,403  |
| —                     | —   | 2                               | 2,329   | —                            | —   | 4            | 1,981   |
| —                     | —   | —                               | —   | —                            | —   | 41           | 24,452  |
| —                     | —   | 1                               | 1,704   | —                            | —   | 14           | 25,265  |
| —                     | —   | 5                               | 2,520   | 1                            | 171   | 103          | 73,918  |
| —                     | —   | —                               | —   | —                            | —   | 1            | 200   |
| —                     | —   | —                               | —   | —                            | —   | 5            | 1,456   |
| —                     | —   | —                               | —   | —                            | —   | 2            | 1,786   |
| —                     | —   | 1                               | 350   | —                            | —   | 26           | 13,966  |
| —                     | —   | 1                               | 52  | 1                            | 171   | 5            | 1,831   |
| —                     | —   | 2                               | 786   | —                            | —   | 27           | 31,913  |
| —                     | —   | —                               | —   | —                            | —   | 20           | 16,645  |
| —                     | —   | —                               | —   | —                            | —   | 9            | 3,310   |
| —                     | —   | —                               | —   | —                            | —   | 4            | 679   |
| —                     | —   | —                               | —   | —                            | —   | 2            | 330   |
| —                     | —   | —                               | —   | —                            | —   | —            | —   |
| —                     | —   | 1                               | 1,332   | —                            | —   | —            | —   |
| —                     | —   | —                               | —   | —                            | —   | —            | —   |
| —                     | —   | —                               | —   | —                            | —   | 2            | 1,802   |
| —                     | —   | 1                               | 572   | —                            | —   | —            | —   |
| —                     | —   | 1                               | 572   | —                            | —   | —            | —   |
| —                     | —   | —                               | —   | —                            | —   | —            | —   |
| —                     | —   | —                               | —   | —                            | —   | —            | —   |
| —                     | —   | —                               | —   | —                            | —   | —            | —   |
| —                     | —   | —                               | —   | 1                            | 36  | 2            | 283   |

表67. 核發建築物建造執照年累計—按區域別及用途別分

TABLE 67. ISSUED BUILDING CONSTRUCTION LICENSE OF THE YEAR - BY LOCALITY AND USE

| 區域別<br>Locality   | 總計<br>Grand Total  |  | 住宿類(H類)<br>Residential  |              |  |
|---|--------------------|--|-------------------------|--------------|--|
|   |                    |  | 住宅(H-2類)<br>Residential |              |  |
|   | 總件數<br>Total Cases | 總樓地板面積<br>(平方公尺)<br>Total Floor Area (m <sup>2</sup> ) | 件數<br>Cases             | 宅數<br>Houses | 總樓地板面積<br>(平方公尺)<br>Total Floor Area (m <sup>2</sup> ) |
| 一〇四年一至九月<br>Jan. - Sep., 2015                           | 20,757             | 24,715,356   | 16,191                  | 81,371       | 13,857,231   |
| 新北市 New Taipei City                                     | 458                | 3,008,316  | 255                     | 14,627       | 2,066,710  |
| 臺北市 Taipei City   | 197                | 1,137,610  | 117                     | 4,262        | 548,805  |
| 桃園市 Taoyuan City  | 1,268              | 4,934,963  | 693                     | 16,440       | 2,727,844  |
| 臺中市 Taichung City                                       | 2,007              | 2,840,690  | 1,411                   | 9,862        | 1,860,896  |
| 臺南市 Tainan City   | 3,389              | 2,972,629  | 2,454                   | 8,318        | 1,724,226  |
| 高雄市 Kaohsiung City                                      | 1,910              | 1,834,823  | 1,440                   | 6,479        | 1,071,482  |
| 臺灣省 Taiwan Prov.  | 11,123             | 6,929,382  | 7,261                   | 18,173       | 3,724,853  |
| 宜蘭縣 Yilan C.  | 1,040              | 552,056  | 689                     | 1,688        | 361,549  |
| 新竹縣 Hsinchu C.  | 701                | 884,623  | 358                     | 2,653        | 547,942  |
| 苗栗縣 Miaoli C.   | 962                | 909,089  | 708                     | 4,337        | 728,594  |
| 彰化縣 Changhua C.   | 2,043              | 1,189,190  | 1,337                   | 2,570        | 561,479  |
| 南投縣 Nantou C.   | 864                | 318,278  | 611                     | 987          | 234,922  |
| 雲林縣 Yunlin C.   | 1,539              | 988,446  | 943                     | 1,240        | 277,269  |
| 嘉義縣 Chiayi C.   | 830                | 541,644  | 543                     | 831          | 152,551  |
| 屏東縣 Pingtung C.   | 1,027              | 463,764  | 643                     | 830          | 200,547  |
| 臺東縣 Taitung C.  | 565                | 278,893  | 339                     | 403          | 122,041  |
| 花蓮縣 Hualien C.  | 581                | 228,145  | 309                     | 594          | 156,806  |
| 澎湖縣 Penghu C.   | 302                | 115,908  | 236                     | 254          | 62,616   |
| 基隆市 Keelung City  | 37                 | 74,885   | 21                      | 271          | 40,174   |
| 新竹市 Hsinchu City  | 207                | 188,578  | 152                     | 812          | 131,166  |
| 嘉義市 Chiayi City   | 425                | 195,883  | 372                     | 703          | 147,197  |
| 福建省 Fuchien Prov.                                       | 269                | 123,419  | 253                     | 891          | 114,169  |
| 金門縣 Kinmen C.   | 262                | 120,042  | 247                     | 875          | 110,907  |
| 連江縣 Lienchiang C.                                       | 7                  | 3,377  | 6                       | 16           | 3,262  |
| 國家公園管理處 N.P.Adm.  | 38                 | 19,781   | 11                      | 11           | 15,653   |
| 其他內政部<br>指定特設主<br>管建築機關 Other<br>M.O.I.<br>Const. Orgs. | 98                 | 913,743  | 9                       | 9            | 2,593  |

| Lodging                     |  | 商業類(B類)<br>Commerce |  | 工業、倉儲類<br>(C類)<br>Industry, Storage |  |
|-----------------------------|--|---------------------|--|-------------------------------------|--|
| 宿舍安養(H1)<br>Dormitory, Care |  |                     |  |                                     |  |
| 件數<br>Cases                 | 總樓地板面積<br>(平方公尺)<br>Total Floor Area (m <sup>2</sup> ) | 件數<br>Cases         | 總樓地板面積<br>(平方公尺)<br>Total Floor Area (m <sup>2</sup> ) | 件數<br>Cases                         | 總樓地板面積<br>(平方公尺)<br>Total Floor Area (m <sup>2</sup> ) |
| 36                          | 188,289  | 127                 | 686,051  | 1,375                               | 5,010,908  |
| 1                           | 63   | 8                   | 84,789   | 51                                  | 380,369  |
| —                           | —  | 14                  | 125,372  | 7                                   | 9,333  |
| 2                           | 108,981  | 9                   | 75,227   | 238                                 | 1,455,338  |
| 4                           | 9,165  | 17                  | 63,668   | 163                                 | 483,904  |
| 6                           | 25,276   | 15                  | 55,222   | 164                                 | 529,716  |
| 4                           | 22,048   | 7                   | 28,949   | 146                                 | 228,318  |
| 18                          | 22,067   | 54                  | 249,989  | 553                                 | 1,217,760  |
| —                           | —  | 5                   | 50,145   | 45                                  | 86,961   |
| 2                           | 1,797  | 1                   | 19,695   | 51                                  | 124,564  |
| 1                           | 5,641  | 3                   | 9,032  | 35                                  | 87,729   |
| 2                           | 2,886  | 4                   | 5,030  | 160                                 | 450,229  |
| 1                           | 134  | 3                   | 4,601  | 28                                  | 23,504   |
| 2                           | 4,544  | 3                   | 3,419  | 76                                  | 92,784   |
| 3                           | 1,155  | 1                   | 1,012  | 53                                  | 224,660  |
| —                           | —  | 6                   | 11,414   | 28                                  | 42,435   |
| 4                           | 2,492  | 14                  | 117,555  | 13                                  | 7,630  |
| 3                           | 3,418  | 7                   | 11,843   | 18                                  | 15,697   |
| —                           | —  | 2                   | 1,958  | 19                                  | 13,305   |
| —                           | —  | —                   | —  | 3                                   | 20,635   |
| —                           | —  | —                   | —  | 17                                  | 20,806   |
| —                           | —  | 5                   | 14,285   | 7                                   | 6,821  |
| —                           | —  | 1                   | 1,941  | 1                                   | 2,466  |
| —                           | —  | —                   | —  | —                                   | —  |
| —                           | —  | —                   | —  | —                                   | —  |
| 1                           | 689  | 2                   | 894  | 52                                  | 703,704  |

資料來源：本部營建署。

Source : Construction and Planning Agency, MOI.

表67. 核發建築物建造執照年累計—按區域別及用途別分(續)

| 區域別<br>Locality   | 辦公、服務類(G類)<br>Business, Service |   | 休閒、文教類(D類)<br>Leisure, Education |   | 衛生、福利、<br>更生類(F類)<br>Health, Welfare,<br>Regeneration |   |
|---|---------------------------------|---|----------------------------------|---|---|---|
|   | 件數<br>Cases                     | 總樓地板面積<br>(平方公尺)<br>Total Floor<br>Area (m <sup>2</sup> ) | 件數<br>Cases                      | 總樓地板面積<br>(平方公尺)<br>Total Floor<br>Area (m <sup>2</sup> ) | 件數<br>Cases   | 總樓地板面積<br>(平方公尺)<br>Total Floor<br>Area (m <sup>2</sup> ) |
| 一〇四年一至九月<br>Jan. - Sep., 2015                           | 795                             | 1,252,804   | 229                              | 572,481   | 75  | 226,024   |
| 新北市 New Taipei City                                     | 50                              | 172,172   | 11                               | 34,148  | 2   | 2,752   |
| 臺北市 Taipei City   | 23                              | 286,689   | 18                               | 103,479   | 1   | 60  |
| 桃園市 Taoyuan City  | 41                              | 80,133  | 26                               | 115,989   | 6   | 9,921   |
| 臺中市 Taichung City                                       | 142                             | 211,854   | 28                               | 66,729  | 9   | 66,455  |
| 臺南市 Tainan City   | 130                             | 46,814  | 13                               | 49,352  | 12  | 43,316  |
| 高雄市 Kaohsiung City                                      | 149                             | 62,838  | 19                               | 44,324  | 7   | 20,205  |
| 臺灣省 Taiwan Prov.  | 238                             | 186,934   | 111                              | 157,173   | 37  | 82,517  |
| 宜蘭縣 Yilan C.  | 15                              | 27,007  | 6                                | 3,074   | 4   | 14,908  |
| 新竹縣 Hsinchu C.  | 21                              | 17,810  | 14                               | 42,532  | 7   | 13,637  |
| 苗栗縣 Miaoli C.   | 19                              | 10,986  | 10                               | 28,737  | 2   | 6,492   |
| 彰化縣 Changhua C.   | 32                              | 10,561  | 17                               | 14,112  | 6   | 6,712   |
| 南投縣 Nantou C.   | 8                               | 3,271   | 5                                | 5,344   | 8   | 17,748  |
| 雲林縣 Yunlin C.   | 22                              | 9,839   | 16                               | 8,792   | 2   | 17,514  |
| 嘉義縣 Chiayi C.   | 17                              | 46,063  | 3                                | 7,824   | —   | —   |
| 屏東縣 Pingtung C.   | 25                              | 10,003  | 14                               | 6,152   | 1   | 360   |
| 臺東縣 Taitung C.  | 6                               | 3,379   | 5                                | 3,406   | 5   | 988   |
| 花蓮縣 Hualien C.  | 16                              | 5,652   | 8                                | 15,497  | —   | —   |
| 澎湖縣 Penghu C.   | 27                              | 11,877  | 2                                | 804   | 1   | 388   |
| 基隆市 Keelung City  | 2                               | 2,707   | 5                                | 8,835   | —   | —   |
| 新竹市 Hsinchu City  | 18                              | 13,672  | 4                                | 11,483  | —   | —   |
| 嘉義市 Chiayi City   | 10                              | 14,107  | 2                                | 581   | 1   | 3,770   |
| 福建省 Fuchien Prov.                                       | 5                               | 1,875   | 2                                | 1,101   | 1   | 798   |
| 金門縣 Kinmen C.   | 4                               | 1,760   | 2                                | 1,101   | 1   | 798   |
| 連江縣 Lienchiang C.                                       | 1                               | 115   | —                                | —   | —   | —   |
| 國家公園管理處 N.P.Adm.  | 1                               | 3,942   | 1                                | 186   | —   | —   |
| 其他內政部<br>指定特設主<br>管建築機關 Other<br>M.O.I.<br>Const. Orgs. | 16                              | 199,553   | —                                | —   | —   | —   |

TABLE 67. ISSUED BUILDING CONSTRUCTION LICENSE OF THE YEAR  
- BY LOCALITY AND USE (CONT.)

| 公共集會類(A類)<br>Assembly |   | 宗教、殯葬類(E類)<br>Religion, Funeral |   | 危險物品類(I類)<br>Hazard Contents |   | 其他<br>Others |   |
|-----------------------|---|---------------------------------|---|------------------------------|---|--------------|---|
| 件數<br>Cases           | 總樓地板面積<br>(平方公尺)<br>Total Floor<br>Area (m <sup>2</sup> ) | 件數<br>Cases                     | 總樓地板面積<br>(平方公尺)<br>Total Floor<br>Area (m <sup>2</sup> ) | 件數<br>Cases                  | 總樓地板面積<br>(平方公尺)<br>Total Floor<br>Area (m <sup>2</sup> ) | 件數<br>Cases  | 總樓地板面積<br>(平方公尺)<br>Total Floor<br>Area (m <sup>2</sup> ) |
| 16                    | 122,165   | 100                             | 104,035   | 24                           | 14,787  | 1,789        | 2,680,581   |
| 1                     | 618   | 5                               | 14,777  | 1                            | 358   | 50           | 251,560   |
| 1                     | 51,419  | 1                               | 216   | —                            | —   | 15           | 12,237  |
| 1                     | 4,368   | 10                              | 11,572  | 2                            | 3,397   | 35           | 342,193   |
| —                     | —   | 6                               | 4,711   | —                            | —   | 81           | 73,308  |
| 2                     | 12,312  | 11                              | 18,796  | 4                            | 4,557   | 458          | 463,042   |
| 2                     | 47,867  | 10                              | 7,793   | 5                            | 973   | 80           | 300,026   |
| 7                     | 5,238   | 55                              | 45,569  | 9                            | 5,255   | 1,053        | 1,232,027   |
| —                     | —   | 2                               | 1,883   | —                            | —   | 17           | 6,529   |
| —                     | —   | 5                               | 11,255  | —                            | —   | 56           | 105,391   |
| —                     | —   | 2                               | 514   | —                            | —   | 39           | 31,364  |
| —                     | —   | 5                               | 1,962   | 6                            | 4,857   | 155          | 131,362   |
| —                     | —   | 4                               | 4,790   | 1                            | 171   | 50           | 23,793  |
| 1                     | 234   | 9                               | 11,132  | —                            | —   | 347          | 562,919   |
| 1                     | 328   | 1                               | 165   | 1                            | 127   | 139          | 107,759   |
| —                     | —   | 12                              | 4,441   | 1                            | 100   | 157          | 188,312   |
| 1                     | 169   | 3                               | 1,079   | —                            | —   | 29           | 20,154  |
| 1                     | 247   | 2                               | 1,626   | —                            | —   | 28           | 17,359  |
| 3                     | 4,260   | 6                               | 2,472   | —                            | —   | 6            | 18,228  |
| —                     | —   | 2                               | 1,589   | —                            | —   | 4            | 945   |
| —                     | —   | —                               | —   | —                            | —   | 8            | 11,451  |
| —                     | —   | 2                               | 2,661   | —                            | —   | 18           | 6,461   |
| 2                     | 343   | 2                               | 601   | —                            | —   | 2            | 125   |
| 2                     | 343   | 2                               | 601   | —                            | —   | 2            | 125   |
| —                     | —   | —                               | —   | —                            | —   | —            | —   |
| —                     | —   | —                               | —   | —                            | —   | —            | —   |
| —                     | —   | —                               | —   | —                            | —   | —            | —   |
| —                     | —   | —                               | —   | 3                            | 247   | 15           | 6,063   |



表68. 核發建築物建造執照—按月別及構造別分

TABLE 68. ISSUED BUILDING CONSTRUCTION LICENSE - BY MONTH AND MATERIAL

| 年 (月) 別<br>Year (Month)          | 總 計<br>Grand Total                                     |   | 鋼骨鋼筋混凝土構造<br>Steel Frame & Reinforced Concrete         |   | 混凝土構造<br>(含鋼筋混凝土構造)<br>Reinforced Concrete             |   |
|----------------------------------|--|---|--|---|--|---|
|                                  | 總樓地板面積<br>(平方公尺)<br>Total Floor Area (m <sup>2</sup> ) | 工程造價<br>(千元)<br>Construction Cost (NT\$1,000) | 總樓地板面積<br>(平方公尺)<br>Total Floor Area (m <sup>2</sup> ) | 工程造價<br>(千元)<br>Construction Cost (NT\$1,000) | 總樓地板面積<br>(平方公尺)<br>Total Floor Area (m <sup>2</sup> ) | 工程造價<br>(千元)<br>Construction Cost (NT\$1,000) |
| 九十五年 2006                        | 36,664,413   | 267,312,199                                   | 3,981,978  | 32,230,864                                    | 28,169,000   | 204,444,750                                   |
| 九十六年 2007                        | 34,732,493   | 265,738,929                                   | 3,432,350  | 29,476,759                                    | 27,170,986   | 209,466,147                                   |
| 九十七年 2008                        | 26,166,355   | 205,553,677                                   | 2,281,922  | 18,180,109                                    | 20,376,501   | 164,441,531                                   |
| 九十八年 2009                        | 19,915,953   | 151,163,768                                   | 1,639,709  | 13,832,261                                    | 15,448,595   | 119,364,115                                   |
| 九十九年 2010                        | 31,174,017   | 246,976,514                                   | 2,766,716  | 22,702,009                                    | 23,226,966   | 183,507,913                                   |
| 一〇〇年 2011                        | 34,148,423   | 278,145,137                                   | 2,842,385  | 24,699,083                                    | 26,333,369   | 214,634,370                                   |
| 一〇一年 2012                        | 32,882,939   | 274,087,239                                   | 3,320,043  | 31,561,045                                    | 24,673,817   | 209,142,311                                   |
| 一〇二年 2013                        | 39,760,495   | 350,522,002                                   | 2,775,489  | 26,812,948                                    | 30,966,264   | 277,361,909                                   |
| 一〇三年 2014                        | 38,634,904   | 325,742,689                                   | 2,550,741  | 23,307,215                                    | 29,634,569   | 255,263,612                                   |
| 九 月 Sept.                        | 3,304,108  | 29,402,699                                    | 346,833  | 3,011,313                                     | 2,338,332  | 20,069,098                                    |
| 十 月 Oct.                         | 3,117,788  | 25,642,060                                    | 188,661  | 1,841,064                                     | 2,394,599  | 20,513,408                                    |
| 十一月 Nov.                         | 2,803,700  | 24,094,264                                    | 69,653   | 456,387                                       | 2,269,816  | 20,682,417                                    |
| 十二月 Dec.                         | 3,609,251  | 31,565,955                                    | 155,528  | 1,298,037                                     | 2,652,367  | 22,879,138                                    |
| <b>一〇四年 2015</b>                 | <b>24,715,356</b>                                      | <b>210,273,175</b>                            | <b>2,343,725</b>                                       | <b>20,145,826</b>                             | <b>18,162,662</b>                                      | <b>161,598,525</b>                            |
| 一 月 Jan.                         | 3,494,040  | 28,940,830                                    | 99,580   | 876,833                                       | 2,836,900  | 25,029,750                                    |
| 二 月 Feb.                         | 2,462,604  | 20,253,578                                    | 399,136  | 3,829,850                                     | 1,609,711  | 14,028,144                                    |
| 三 月 Mar.                         | 2,364,330  | 18,991,639                                    | 201,007  | 1,801,378                                     | 1,771,660  | 15,134,915                                    |
| 四 月 Apr.                         | 2,306,546  | 19,238,806                                    | 194,667  | 1,955,616                                     | 1,754,917  | 14,892,515                                    |
| 五 月 May                          | 2,773,591  | 21,870,814                                    | 383,859  | 2,352,045                                     | 1,891,240  | 16,553,777                                    |
| 六 月 June                         | 3,701,468  | 37,200,012                                    | 198,852  | 1,104,819                                     | 3,066,036  | 31,855,998                                    |
| 七 月 July                         | 2,709,609  | 22,113,526                                    | 342,021  | 3,579,960                                     | 1,854,053  | 15,235,282                                    |
| 八 月 Aug.                         | 2,403,825  | 20,437,354                                    | 375,518  | 3,723,690                                     | 1,657,748  | 13,703,222                                    |
| 九 月 Sept.                        | 2,499,343  | 21,226,616                                    | 149,085  | 921,635                                       | 1,720,397  | 15,164,922                                    |
| 較上月增減(%)<br>VS. with Last Month  | 3.97   | 3.86  | -60.30   | -75.25  | 3.78   | 10.67   |
| 較上年同月增減(%)<br>VS. with Last Year | -24.36   | -27.81  | -57.02   | -69.39  | -26.43   | -24.44  |

資料來源：本部營建署。

| 鋼構造(94年以前為<br>鋼架構造) Steel                              |   | 磚構造<br>Brick   |   | 木構造<br>Wooden  |   | 其 他<br>Others  |   |
|--|---|--|---|--|---|--|---|
| 總樓地板面積<br>(平方公尺)<br>Total Floor Area (m <sup>2</sup> ) | 工程造價<br>(千元)<br>Construction Cost (NT\$1,000) | 總樓地板面積<br>(平方公尺)<br>Total Floor Area (m <sup>2</sup> ) | 工程造價<br>(千元)<br>Construction Cost (NT\$1,000) | 總樓地板面積<br>(平方公尺)<br>Total Floor Area (m <sup>2</sup> ) | 工程造價<br>(千元)<br>Construction Cost (NT\$1,000) | 總樓地板面積<br>(平方公尺)<br>Total Floor Area (m <sup>2</sup> ) | 工程造價<br>(千元)<br>Construction Cost (NT\$1,000) |
| 4,236,672  | 29,477,657                                    | 182,790  | 693,428                                       | 28,125   | 106,384                                       | 65,848   | 359,116                                       |
| 3,895,789  | 25,861,181                                    | 168,267  | 658,154                                       | 28,911   | 97,962  | 36,190   | 178,726                                       |
| 3,271,227  | 22,055,298                                    | 182,550  | 650,051                                       | 28,145   | 99,840  | 26,010   | 126,848                                       |
| 2,623,168  | 17,223,876                                    | 139,471  | 509,877                                       | 31,873   | 104,495                                       | 33,137   | 129,144                                       |
| 4,868,625  | 39,615,016                                    | 167,049  | 624,092                                       | 56,668   | 153,655                                       | 87,993   | 373,829                                       |
| 4,642,872  | 37,326,627                                    | 140,802  | 473,611                                       | 52,482   | 143,218                                       | 136,513  | 868,228                                       |
| 4,659,354  | 32,559,418                                    | 149,348  | 498,522                                       | 37,093   | 107,394                                       | 43,284   | 218,549                                       |
| 5,762,295  | 45,447,467                                    | 148,474  | 493,347                                       | 51,226   | 169,741                                       | 56,747   | 236,590                                       |
| 6,185,070  | 46,177,860                                    | 105,705  | 361,903                                       | 39,184   | 119,729                                       | 119,635  | 512,370                                       |
| 604,962  | 6,268,887                                     | 3,220  | 12,609  | 2,809  | 8,436   | 7,952  | 32,356  |
| 509,670  | 3,185,000                                     | 11,555   | 40,209  | 1,169  | 5,021   | 12,134   | 57,358  |
| 454,546  | 2,921,932                                     | 8,053  | 26,922  | 1,128  | 3,199   | 504  | 3,407   |
| 773,837  | 7,296,514                                     | 9,238  | 32,594  | 1,510  | 4,351   | 16,771   | 55,321  |
| <b>4,014,451</b>                                       | <b>27,775,075</b>                             | <b>71,677</b>  | <b>246,749</b>                                | <b>25,621</b>  | <b>78,065</b>                                 | <b>97,220</b>  | <b>428,935</b>                                |
| 550,090  | 2,998,454                                     | 3,280  | 12,918  | 1,486  | 5,057   | 2,704  | 17,818  |
| 437,746  | 2,336,384                                     | 12,242   | 45,549  | 947  | 2,803   | 2,822  | 10,848  |
| 374,046  | 1,993,949                                     | 9,970  | 33,889  | 151  | 528   | 7,496  | 26,980  |
| 341,182  | 2,333,814                                     | 10,672   | 34,674  | 2,727  | 10,258  | 2,381  | 11,929  |
| 458,892  | 2,767,922                                     | 3,596  | 13,984  | 371  | 1,598   | 35,633   | 181,488                                       |
| 422,021  | 4,174,033                                     | 5,329  | 24,384  | 333  | 1,346   | 8,897  | 39,432  |
| 481,263  | 3,204,366                                     | 10,240   | 27,020  | 9,987  | 28,066  | 12,045   | 38,832  |
| 338,440  | 2,882,721                                     | 10,884   | 37,766  | 1,784  | 5,295   | 19,451   | 84,660  |
| 610,771  | 5,083,432                                     | 5,464  | 16,565  | 7,835  | 23,114  | 5,791  | 16,948  |
| 80.47  | 76.34   | -49.80   | -56.14  | 339.18   | 336.53  | -70.23   | -79.98  |
| 0.96   | -18.91  | 69.69  | 31.37   | 178.92   | 173.99  | -27.18   | -47.62  |

Source : Construction and Planning Agency, MOI.

表69. 核發建築物建造執照—按區域別及構造別分

TABLE 69. ISSUED BUILDING CONSTRUCTION LICENSE - BY LOCALITY AND MATERIAL

| 區域別<br>Locality  | 總計<br>Grand Total                                      |   | 鋼骨鋼筋混凝土構造<br>Steel Frame & Reinforced Concrete         |   | 混凝土構造<br>(含鋼筋混凝土構造)<br>Reinforced Concrete             |   |
|--|--|---|--|---|--|---|
|  | 總樓地板面積<br>(平方公尺)<br>Total Floor Area (m <sup>2</sup> ) | 工程造價<br>(千元)<br>Construction Cost (NT\$1,000) | 總樓地板面積<br>(平方公尺)<br>Total Floor Area (m <sup>2</sup> ) | 工程造價<br>(千元)<br>Construction Cost (NT\$1,000) | 總樓地板面積<br>(平方公尺)<br>Total Floor Area (m <sup>2</sup> ) | 工程造價<br>(千元)<br>Construction Cost (NT\$1,000) |
| 一〇四年九月<br>Sep., 2015                                       | 2,499,343  | 21,226,616                                    | 149,085  | 921,635                                       | 1,720,397  | 15,164,922                                    |
| 新北市 New Taipei City  | 430,875  | 5,540,039                                     | —  | —   | 402,948  | 5,322,084                                     |
| 臺北市 Taipei City  | 187,516  | 3,086,206                                     | 7,569  | 116,351                                       | 57,236   | 692,521                                       |
| 桃園市 Taoyuan City   | 383,282  | 3,088,690                                     | 46,015   | 289,894                                       | 223,164  | 1,979,566                                     |
| 臺中市 Taichung City  | 215,110  | 1,707,160                                     | 2,435  | 15,099  | 154,404  | 1,330,871                                     |
| 臺南市 Tainan City  | 330,243  | 2,188,828                                     | 42,012   | 222,538                                       | 224,977  | 1,659,411                                     |
| 高雄市 Kaohsiung City   | 104,381  | 693,499                                       | 9,008  | 51,523  | 64,391   | 464,431                                       |
| 臺灣省 Taiwan Prov.   | 805,946  | 4,722,461                                     | 41,848   | 225,238                                       | 571,899  | 3,620,213                                     |
| 宜蘭縣 Yilan C.   | 50,570   | 335,490                                       | —  | —   | 47,712   | 320,712                                       |
| 新竹縣 Hsinchu C.   | 81,063   | 489,948                                       | 628  | 3,139   | 68,915   | 429,615                                       |
| 苗栗縣 Miaoli C.  | 73,330   | 519,415                                       | —  | —   | 60,828   | 460,910                                       |
| 彰化縣 Changhua C.  | 107,354  | 754,960                                       | 25,811   | 143,107                                       | 73,997   | 590,723                                       |
| 南投縣 Nantou C.  | 47,498   | 256,406                                       | 735  | 3,800   | 40,352   | 218,837                                       |
| 雲林縣 Yunlin C.  | 91,763   | 411,803                                       | 6,241  | 31,297  | 52,059   | 269,803                                       |
| 嘉義縣 Chiayi C.  | 189,308  | 992,140                                       | 6,888  | 35,822  | 82,145   | 458,044                                       |
| 屏東縣 Pingtung C.  | 23,073   | 116,289                                       | 135  | 675   | 13,768   | 71,477  |
| 臺東縣 Taitung C.   | 45,324   | 252,108                                       | 831  | 4,506   | 41,682   | 233,496                                       |
| 花蓮縣 Hualien C.   | 18,463   | 97,652  | 579  | 2,892   | 16,330   | 86,937  |
| 澎湖縣 Penghu C.  | 9,219  | 45,692  | —  | —   | 8,956  | 44,709  |
| 基隆市 Keelung City   | 18,654   | 172,467                                       | —  | —   | 18,510   | 171,499                                       |
| 新竹市 Hsinchu City   | 25,029   | 131,525                                       | —  | —   | 24,691   | 128,927                                       |
| 嘉義市 Chiayi City  | 25,298   | 146,566                                       | —  | —   | 21,954   | 134,524                                       |
| 福建省 Fuchien Prov.  | 15,504   | 59,305  | —  | —   | 15,459   | 59,134  |
| 金門縣 Kinmen C.  | 15,504   | 59,305  | —  | —   | 15,459   | 59,134  |
| 連江縣 Lienchiang C.  | —  | —   | —  | —   | —  | —   |
| 國家公園管理處 N.P.Adm.   | 2,939  | 14,697  | —  | —   | 2,939  | 14,697  |
| 其他內政部<br>指定特設主<br>管建築機關<br>Other<br>M.O.I.<br>Const. Orgs. | 23,547   | 125,731                                       | 198  | 992   | 2,980  | 21,994  |

| 鋼構造<br>Steel   |   | 磚構造<br>Brick   |   | 木構造<br>Wooden  |   | 其他<br>Others   |   |
|--|---|--|---|--|---|--|---|
| 總樓地板面積<br>(平方公尺)<br>Total Floor Area (m <sup>2</sup> ) | 工程造價<br>(千元)<br>Construction Cost (NT\$1,000) | 總樓地板面積<br>(平方公尺)<br>Total Floor Area (m <sup>2</sup> ) | 工程造價<br>(千元)<br>Construction Cost (NT\$1,000) | 總樓地板面積<br>(平方公尺)<br>Total Floor Area (m <sup>2</sup> ) | 工程造價<br>(千元)<br>Construction Cost (NT\$1,000) | 總樓地板面積<br>(平方公尺)<br>Total Floor Area (m <sup>2</sup> ) | 工程造價<br>(千元)<br>Construction Cost (NT\$1,000) |
| 610,771  | 5,083,432                                     | 5,464  | 16,565  | 7,835  | 23,114  | 5,791  | 16,948  |
| 27,927   | 217,955                                       | —  | —   | —  | —   | —  | —   |
| 122,711  | 2,277,334                                     | —  | —   | —  | —   | —  | —   |
| 114,103  | 819,230                                       | —  | —   | —  | —   | —  | —   |
| 58,271   | 361,190                                       | —  | —   | —  | —   | —  | —   |
| 59,931   | 297,229                                       | 3,323  | 9,650   | —  | —   | —  | —   |
| 30,982   | 177,545                                       | —  | —   | —  | —   | —  | —   |
| 176,529  | 830,265                                       | 2,141  | 6,915   | 7,835  | 23,114  | 5,694  | 16,716  |
| 2,858  | 14,778  | —  | —   | —  | —   | —  | —   |
| 10,827   | 54,762  | 269  | 1,050   | 257  | 718   | 167  | 664   |
| 11,643   | 55,998  | 50   | 197   | 809  | 2,310   | —  | —   |
| 1,615  | 5,242   | 747  | 934   | 5,184  | 14,954  | —  | —   |
| 6,411  | 33,769  | —  | —   | —  | —   | —  | —   |
| 27,727   | 94,140  | 443  | 1,729   | —  | —   | 5,293  | 14,834  |
| 98,529   | 492,129                                       | —  | —   | 1,512  | 4,927   | 234  | 1,218   |
| 8,921  | 43,244  | 176  | 688   | 73   | 205   | —  | —   |
| 2,667  | 13,156  | 144  | 950   | —  | —   | —  | —   |
| 1,554  | 7,823   | —  | —   | —  | —   | —  | —   |
| 109  | 382   | 154  | 601   | —  | —   | —  | —   |
| 144  | 968   | —  | —   | —  | —   | —  | —   |
| 338  | 2,598   | —  | —   | —  | —   | —  | —   |
| 3,186  | 11,276  | 158  | 766   | —  | —   | —  | —   |
| 45   | 171   | —  | —   | —  | —   | —  | —   |
| 45   | 171   | —  | —   | —  | —   | —  | —   |
| —  | —   | —  | —   | —  | —   | —  | —   |
| —  | —   | —  | —   | —  | —   | —  | —   |
| 20,272   | 102,513                                       | —  | —   | —  | —   | 97   | 232   |

資料來源：本部營建署。

Source : Construction and Planning Agency, MOI.

表70. 核發建築物拆除執照—按月別及用途別分

| 年 (月) 別<br>Year (Month)          | 總計 Grand Total |              |  | 件數<br>Cases |
|----------------------------------|----------------|--------------|--|-------------|
|                                  | 件數<br>Cases    | 宅數<br>Houses | 總樓地板面積<br>(平方公尺)<br>Total Floor Area (m <sup>2</sup> ) |             |
| 九十五年 2006                        | 2,065          | 3,161        | 1,645,123  | 1,119       |
| 九十六年 2007                        | 2,136          | 4,173        | 2,391,170  | 1,129       |
| 九十七年 2008                        | 1,752          | 4,012        | 1,934,243  | 863         |
| 九十八年 2009                        | 1,772          | 3,870        | 1,585,362  | 876         |
| 九十九年 2010                        | 2,520          | 5,521        | 2,543,820  | 1,325       |
| 一〇〇年 2011                        | 2,376          | 5,563        | 2,379,930  | 1,138       |
| 一〇一年 2012                        | 2,529          | 4,679        | 2,208,117  | 1,199       |
| 一〇二年 2013                        | 2,882          | 5,669        | 2,424,531  | 1,448       |
| 一〇三年 2014                        | 2,668          | 5,436        | 2,071,815  | 1,401       |
| 九月 Sept.                         | 240            | 365          | 165,364  | 136         |
| 十月 Oct.                          | 244            | 470          | 143,002  | 139         |
| 十一月 Nov.                         | 211            | 494          | 188,631  | 122         |
| 十二月 Dec.                         | 206            | 347          | 139,649  | 101         |
| <b>一〇四年 2015</b>                 | <b>1,752</b>   | <b>3,720</b> | <b>1,346,972</b>                                       | <b>857</b>  |
| 一月 Jan.                          | 199            | 385          | 140,042  | 110         |
| 二月 Feb.                          | 138            | 226          | 73,150   | 75          |
| 三月 Mar.                          | 186            | 357          | 126,251  | 86          |
| 四月 Apr.                          | 185            | 393          | 106,954  | 88          |
| 五月 May                           | 211            | 367          | 224,744  | 112         |
| 六月 June                          | 185            | 478          | 128,626  | 86          |
| 七月 July                          | 230            | 337          | 158,531  | 102         |
| 八月 Aug.                          | 208            | 854          | 223,136  | 93          |
| 九月 Sept.                         | 210            | 323          | 165,538  | 105         |
| 較上月增減(%)<br>VS. with Last Month  | 0.96           | -62.18       | -25.81   | 12.90       |
| 較上年同月增減(%)<br>VS. with Last Year | -12.50         | -11.51       | 0.11   | -22.79      |

資料來源：本部營建署。

TABLE 70. ISSUED BUILDING DEMOLITION LICENSE  
- BY MONTH AND USE

| 住宅 Housing   |  | 其他 Others   |              |  |
|--------------|--|-------------|--------------|--|
| 宅數<br>Houses | 總樓地板面積<br>(平方公尺)<br>Total Floor Area (m <sup>2</sup> ) | 件數<br>Cases | 宅數<br>Houses | 總樓地板面積<br>(平方公尺)<br>Total Floor Area (m <sup>2</sup> ) |
| 2,035        | 346,403  | 946         | 1,126        | 1,298,720  |
| 2,648        | 418,589  | 1,007       | 1,525        | 1,972,581  |
| 2,763        | 388,904  | 889         | 1,249        | 1,545,339  |
| 2,486        | 353,027  | 896         | 1,384        | 1,232,335  |
| 3,925        | 580,958  | 1,195       | 1,596        | 1,962,862  |
| 3,034        | 428,627  | 1,238       | 2,529        | 1,951,303  |
| 3,002        | 461,780  | 1,330       | 1,677        | 1,746,337  |
| 3,731        | 565,135  | 1,434       | 1,938        | 1,859,396  |
| 3,792        | 553,996  | 1,267       | 1,644        | 1,517,819  |
| 243          | 37,348   | 104         | 122          | 128,016  |
| 342          | 46,633   | 105         | 128          | 96,369   |
| 384          | 77,024   | 89          | 110          | 111,607  |
| 228          | 35,513   | 105         | 119          | 104,136  |
| <b>2,613</b> | <b>317,931</b>   | <b>895</b>  | <b>1,107</b> | <b>1,029,041</b>                                       |
| 283          | 41,581   | 89          | 102          | 98,461   |
| 153          | 19,818   | 63          | 73           | 53,332   |
| 243          | 30,081   | 100         | 114          | 96,170   |
| 222          | 25,742   | 97          | 171          | 81,212   |
| 249          | 32,015   | 99          | 118          | 192,729  |
| 366          | 46,551   | 99          | 112          | 82,075   |
| 194          | 32,939   | 128         | 143          | 125,592  |
| 722          | 64,887   | 115         | 132          | 158,249  |
| 181          | 24,317   | 105         | 142          | 141,221  |
| -74.93       | -62.52   | -8.70       | 7.58         | -10.76   |
| -25.51       | -34.89   | 0.96        | 16.39        | 10.32  |

Source : Construction and Planning Agency, MOI.

表71. 核發建築物拆除執照－按區域別及用途別分

| 區域別<br>Locality  | 總計 Grand Total |              |  | 件數<br>Cases |
|--|----------------|--------------|--|-------------|
|  | 件數<br>Cases    | 宅數<br>Houses | 總樓地板面積<br>(平方公尺)<br>Total Floor Area (m <sup>2</sup> ) |             |
| 一〇四年九月<br>Sep., 2015                                       | 210            | 323          | 165,538  | 105         |
| 新北市 New Taipei City  | 10             | 29           | 7,258  | 7           |
| 臺北市 Taipei City  | 14             | 69           | 31,142   | 4           |
| 桃園市 Taoyuan City   | 7              | 9            | 1,538  | 2           |
| 臺中市 Taichung City  | 39             | 65           | 11,204   | 25          |
| 臺南市 Tainan City  | 26             | 30           | 13,075   | 11          |
| 高雄市 Kaohsiung City   | 30             | 34           | 45,681   | 14          |
| 臺灣省 Taiwan Prov.   | 82             | 87           | 55,425   | 41          |
| 宜蘭縣 Yilan C.   | 4              | 4            | 2,518  | 1           |
| 新竹縣 Hsinchu C.   | 4              | 4            | 1,296  | 2           |
| 苗栗縣 Miaoli C.  | 7              | 8            | 2,722  | 4           |
| 彰化縣 Changhua C.  | 14             | 15           | 17,024   | 9           |
| 南投縣 Nantou C.  | 7              | 7            | 782  | 1           |
| 雲林縣 Yunlin C.  | —              | —            | —  | —           |
| 嘉義縣 Chiayi C.  | 1              | 1            | 130  | 1           |
| 屏東縣 Pingtung C.  | 15             | 15           | 10,475   | 6           |
| 臺東縣 Taitung C.   | 1              | 1            | 171  | —           |
| 花蓮縣 Hualien C.   | 6              | 6            | 574  | 5           |
| 澎湖縣 Penghu C.  | 5              | 5            | 1,538  | 2           |
| 基隆市 Keelung City   | 1              | 1            | 375  | —           |
| 新竹市 Hsinchu City   | 10             | 12           | 16,159   | 6           |
| 嘉義市 Chiayi City  | 7              | 8            | 1,661  | 4           |
| 福建省 Fuchien Prov.  | 2              | —            | 215  | 1           |
| 金門縣 Kinmen C.  | 2              | —            | 215  | 1           |
| 連江縣 Lienchiang C.  | —              | —            | —  | —           |
| 國家公園管理處 N.P.Adm.   | —              | —            | —  | —           |
| 其他內政部<br>指定特設主<br>管建築機關<br>Other<br>M.O.I.<br>Const. Orgs. | —              | —            | —  | —           |

資料來源：本部營建署。

TABLE 71. ISSUED BUILDING DEMOLITION LICENSE  
- BY LOCALITY AND USE

| 住宅 Housing   |  | 其他 Others   |              |  |
|--------------|--|-------------|--------------|--|
| 宅數<br>Houses | 總樓地板面積<br>(平方公尺)<br>Total Floor Area (m <sup>2</sup> ) | 件數<br>Cases | 宅數<br>Houses | 總樓地板面積<br>(平方公尺)<br>Total Floor Area (m <sup>2</sup> ) |
| 181          | 24,317   | 105         | 142          | 141,221  |
| 22           | 4,169  | 3           | 7            | 3,089  |
| 31           | 4,038  | 10          | 38           | 27,104   |
| 2            | 328  | 5           | 7            | 1,210  |
| 49           | 5,684  | 14          | 16           | 5,520  |
| 14           | 2,256  | 15          | 16           | 10,819   |
| 17           | 2,069  | 16          | 17           | 43,612   |
| 46           | 5,605  | 41          | 41           | 49,820   |
| 1            | 123  | 3           | 3            | 2,395  |
| 2            | 375  | 2           | 2            | 921  |
| 5            | 385  | 3           | 3            | 2,337  |
| 10           | 1,050  | 5           | 5            | 15,974   |
| 1            | 65   | 6           | 6            | 717  |
| —            | —  | —           | —            | —  |
| 1            | 130  | —           | —            | —  |
| 6            | 953  | 9           | 9            | 9,522  |
| —            | —  | 1           | 1            | 171  |
| 5            | 562  | 1           | 1            | 12   |
| 2            | 152  | 3           | 3            | 1,386  |
| —            | —  | 1           | 1            | 375  |
| 8            | 925  | 4           | 4            | 15,234   |
| 5            | 885  | 3           | 3            | 776  |
| —            | 168  | 1           | —            | 47   |
| —            | 168  | 1           | —            | 47   |
| —            | —  | —           | —            | —  |
| —            | —  | —           | —            | —  |
| —            | —  | —           | —            | —  |

Source : Construction and Planning Agency, MOI.

表72. 核發建築物使用執照—按月別及用途別分

| 年 (月) 別<br>Year (Month)          | 總計<br>Grand Total  |  | 住宿類(H類)<br>住宅(H-2類)<br>Residential |               |  |
|----------------------------------|--------------------|--|------------------------------------|---------------|--|
|                                  |                    |  | 件數<br>Cases                        | 宅數<br>Houses  | 總樓地板面積<br>(平方公尺)<br>Total Floor Area (m <sup>2</sup> ) |
|                                  | 總件數<br>Total Cases | 總樓地板面積<br>(平方公尺)<br>Total Floor Area (m <sup>2</sup> ) | 件數<br>Cases                        | 宅數<br>Houses  | 總樓地板面積<br>(平方公尺)<br>Total Floor Area (m <sup>2</sup> ) |
| 九十五年 2006                        | 37,978             | 36,202,229   | 29,177                             | 124,120       | 20,802,938   |
| 九十六年 2007                        | 34,797             | 36,024,385   | 27,608                             | 130,596       | 21,578,032   |
| 九十七年 2008                        | 27,376             | 32,717,134   | 20,804                             | 111,202       | 18,414,605   |
| 九十八年 2009                        | 16,770             | 26,534,930   | 11,777                             | 75,870        | 13,517,972   |
| 九十九年 2010                        | 22,293             | 24,013,834   | 17,418                             | 71,875        | 13,315,090   |
| 一〇〇年 2011                        | 26,250             | 25,885,034   | 20,642                             | 71,565        | 13,253,304   |
| 一〇一年 2012                        | 26,903             | 27,761,024   | 21,135                             | 80,653        | 15,743,721   |
| 一〇二年 2013                        | 28,014             | 28,771,809   | 22,372                             | 86,438        | 16,887,729   |
| 一〇三年 2014                        | 28,806             | 31,718,120   | 23,032                             | 91,883        | 18,109,432   |
| 九月 Sept.                         | 2,547              | 2,771,242  | 2,059                              | 7,466         | 1,478,686  |
| 十月 Oct.                          | 2,618              | 4,079,667  | 1,991                              | 11,339        | 2,050,102  |
| 十一月 Nov.                         | 2,591              | 2,791,852  | 2,128                              | 9,408         | 1,805,602  |
| 十二月 Dec.                         | 3,230              | 3,638,510  | 2,608                              | 9,825         | 2,020,294  |
| <b>一〇四年 2015</b>                 | <b>20,802</b>      | <b>22,453,925</b>                                      | <b>16,715</b>                      | <b>65,325</b> | <b>12,635,259</b>                                      |
| 一月 Jan.                          | 2,313              | 2,018,928  | 1,872                              | 6,414         | 1,223,630  |
| 二月 Feb.                          | 2,274              | 2,004,735  | 1,873                              | 6,388         | 1,276,200  |
| 三月 Mar.                          | 2,154              | 2,124,330  | 1,728                              | 6,419         | 1,282,589  |
| 四月 Apr.                          | 2,186              | 2,745,683  | 1,777                              | 8,212         | 1,467,134  |
| 五月 May                           | 2,568              | 2,982,453  | 2,089                              | 7,357         | 1,452,352  |
| 六月 June                          | 2,281              | 2,236,928  | 1,817                              | 6,810         | 1,287,735  |
| 七月 July                          | 2,683              | 3,101,042  | 2,103                              | 9,221         | 1,802,645  |
| 八月 Aug.                          | 1,981              | 2,548,724  | 1,584                              | 6,585         | 1,279,326  |
| 九月 Sept.                         | 2,362              | 2,691,102  | 1,872                              | 7,919         | 1,563,648  |
| 較上月增減(%)<br>VS. with Last Month  | 19.23              | 5.59   | 18.18                              | 20.26         | 22.22  |
| 較上年同月增減(%)<br>VS. with Last Year | -7.26              | -2.89  | -9.08                              | 6.07          | 5.75   |

資料來源：本部營建署。

說明：1. 95年起依「建築物使用類組及變更使用辦法」分類。  
2. 自95年起數字包括內政部指定特設主管建築機關資料。

TABLE 72. ISSUED BUILDING USAGE LICENSE - BY MONTH AND USE

| Lodging<br>宿舍安養(H-1)<br>Dormitory, Care |  | 商業類(B類)<br>Commerce |  | 工業、倉儲類<br>(C類)<br>Industry, Storage |  |
|---|--|---------------------|--|-------------------------------------|--|
| 件數<br>Cases                             | 總樓地板面積<br>(平方公尺)<br>Total Floor Area (m <sup>2</sup> ) | 件數<br>Cases         | 總樓地板面積<br>(平方公尺)<br>Total Floor Area (m <sup>2</sup> ) | 件數<br>Cases                         | 總樓地板面積<br>(平方公尺)<br>Total Floor Area (m <sup>2</sup> ) |
| 280                                     | 351,842  | 2,249               | 2,969,856  | 2,009                               | 5,658,325  |
| 208                                     | 603,820  | 679                 | 918,106  | 2,034                               | 6,163,143  |
| 117                                     | 233,455  | 175                 | 1,002,028  | 2,205                               | 5,355,333  |
| 85                                      | 441,861  | 120                 | 1,191,590  | 1,421                               | 4,821,728  |
| 47                                      | 194,565  | 113                 | 563,213  | 1,455                               | 4,424,911  |
| 64                                      | 236,246  | 130                 | 859,465  | 1,770                               | 6,013,972  |
| 72                                      | 170,315  | 168                 | 613,795  | 1,744                               | 5,054,628  |
| 66                                      | 188,158  | 136                 | 627,985  | 1,760                               | 5,086,044  |
| 81                                      | 133,473  | 141                 | 1,453,133  | 1,742                               | 5,259,698  |
| 7                                       | 8,004  | 9                   | 200,841  | 133                                 | 302,361  |
| 10                                      | 6,598  | 20                  | 298,945  | 189                                 | 987,219  |
| 7                                       | 3,897  | 15                  | 86,772   | 126                                 | 302,717  |
| 5                                       | 3,278  | 16                  | 284,926  | 167                                 | 435,806  |
| <b>53</b>                               | <b>221,667</b>   | <b>98</b>           | <b>840,464</b>   | <b>1,244</b>                        | <b>3,679,087</b>                                       |
| 5                                       | 4,849  | 9                   | 123,118  | 117                                 | 249,800  |
| 5                                       | 33,214   | 11                  | 33,735   | 121                                 | 340,600  |
| 2                                       | 145  | 14                  | 123,239  | 130                                 | 342,123  |
| 8                                       | 18,896   | 13                  | 32,459   | 107                                 | 442,509  |
| 7                                       | 15,687   | 11                  | 239,284  | 142                                 | 541,801  |
| 8                                       | 18,882   | 7                   | 44,919   | 137                                 | 468,426  |
| 9                                       | 38,843   | 9                   | 31,167   | 185                                 | 680,094  |
| 5                                       | 50,731   | 17                  | 135,245  | 119                                 | 277,096  |
| 4                                       | 40,420   | 7                   | 77,298   | 186                                 | 336,638  |
| -20.00                                  | -20.32   | -58.82              | -42.85   | 56.30                               | 21.49  |
| -42.86                                  | 405.00   | -22.22              | -61.51   | 39.85                               | 11.34  |

Source: Construction and Planning Agency, MOI.

Note: 1. The figures are reclassified according to Architecture Usage Classification and Change Usage regulation since 2006.  
2. The figures include the data of M.O.I. Const. Orgs. since 2006.

表72. 核發建築物使用執照—按月別及用途別分(續)

| 年 (月) 別                          | 辦公、服務類(G類)        |  | 休閒、文教類(D類)         |  | 衛生、福利、更生類(F類)                 |  |
|----------------------------------|-------------------|--|--------------------|--|-------------------------------|--|
|                                  | Business, Service |  | Leisure, Education |  | Health, Welfare, Regeneration |  |
| Year (Month)                     | 件數<br>Cases       | 總樓地板面積<br>(平方公尺)<br>Total Floor Area (m <sup>2</sup> ) | 件數<br>Cases        | 總樓地板面積<br>(平方公尺)<br>Total Floor Area (m <sup>2</sup> ) | 件數<br>Cases                   | 總樓地板面積<br>(平方公尺)<br>Total Floor Area (m <sup>2</sup> ) |
| 九十五年 2006                        | 1,530             | 2,310,545  | 579                | 1,963,544  | 148                           | 494,289  |
| 九十六年 2007                        | 1,801             | 2,772,328  | 601                | 1,998,771  | 137                           | 425,343  |
| 九十七年 2008                        | 1,816             | 3,549,581  | 615                | 2,058,782  | 145                           | 583,728  |
| 九十八年 2009                        | 1,243             | 2,582,687  | 613                | 2,227,010  | 111                           | 353,167  |
| 九十九年 2010                        | 1,047             | 2,076,337  | 498                | 1,284,411  | 105                           | 266,410  |
| 一〇〇年 2011                        | 1,213             | 1,329,646  | 561                | 1,497,456  | 124                           | 399,191  |
| 一〇一年 2012                        | 1,230             | 1,932,119  | 613                | 1,517,068  | 122                           | 298,172  |
| 一〇二年 2013                        | 1,099             | 1,946,248  | 456                | 1,364,936  | 112                           | 258,107  |
| 一〇三年 2014                        | 1,087             | 1,922,403  | 394                | 1,266,778  | 118                           | 514,640  |
| 九月 Sept.                         | 106               | 413,910  | 40                 | 142,507  | 7                             | 11,244   |
| 十月 Oct.                          | 144               | 148,602  | 39                 | 135,855  | 13                            | 57,649   |
| 十一月 Nov.                         | 84                | 153,782  | 30                 | 114,311  | 5                             | 2,611  |
| 十二月 Dec.                         | 104               | 125,928  | 38                 | 60,234   | 9                             | 12,661   |
| <b>一〇四年 2015</b>                 | <b>692</b>        | <b>1,930,188</b>                                       | <b>312</b>         | <b>985,290</b>   | <b>86</b>                     | <b>368,660</b>   |
| 一月 Jan.                          | 65                | 171,503  | 37                 | 53,159   | 5                             | 8,814  |
| 二月 Feb.                          | 55                | 40,761   | 27                 | 36,962   | 8                             | 32,149   |
| 三月 Mar.                          | 76                | 118,807  | 38                 | 133,172  | 5                             | 7,525  |
| 四月 Apr.                          | 91                | 437,427  | 41                 | 171,938  | 6                             | 44,709   |
| 五月 May                           | 92                | 357,635  | 24                 | 88,368   | 9                             | 28,996   |
| 六月 June                          | 70                | 68,143   | 34                 | 132,721  | 9                             | 24,912   |
| 七月 July                          | 109               | 91,610   | 34                 | 164,672  | 19                            | 63,983   |
| 八月 Aug.                          | 67                | 392,417  | 40                 | 86,008   | 14                            | 137,561  |
| 九月 Sept.                         | 67                | 251,885  | 37                 | 118,290  | 11                            | 20,011   |
| 較上月增減(%)<br>VS. with Last Month  | 0.00              | -35.81   | -7.50              | 37.53  | -21.43                        | -85.45   |
| 較上年同月增減(%)<br>VS. with Last Year | -36.79            | -39.14   | -7.50              | -16.99   | 57.14                         | 77.97  |

TABLE 72. ISSUED BUILDING USAGE LICENSE - BY MONTH AND USE(CONT.)

| 公共集會類(A類)   |  | 宗教、殯葬類(E類)        |  | 危險物品類(I類)       |  | 其他           |  |
|-------------|--|-------------------|--|-----------------|--|--------------|--|
| Assembly    |  | Religion, Funeral |  | Hazard Contents |  | Others       |  |
| 件數<br>Cases | 總樓地板面積<br>(平方公尺)<br>Total Floor Area (m <sup>2</sup> ) | 件數<br>Cases       | 總樓地板面積<br>(平方公尺)<br>Total Floor Area (m <sup>2</sup> ) | 件數<br>Cases     | 總樓地板面積<br>(平方公尺)<br>Total Floor Area (m <sup>2</sup> ) | 件數<br>Cases  | 總樓地板面積<br>(平方公尺)<br>Total Floor Area (m <sup>2</sup> ) |
| 57          | 84,564   | 118               | 173,524  | 45              | 17,426   | 1,786        | 1,375,376  |
| 40          | 60,293   | 151               | 170,402  | 50              | 30,148   | 1,488        | 1,303,999  |
| 38          | 109,933  | 164               | 215,577  | 63              | 32,678   | 1,234        | 1,161,434  |
| 37          | 198,626  | 146               | 234,140  | 45              | 16,285   | 1,172        | 949,864  |
| 51          | 61,873   | 169               | 215,777  | 28              | 10,723   | 1,362        | 1,600,524  |
| 43          | 59,356   | 155               | 182,354  | 26              | 16,430   | 1,522        | 2,037,614  |
| 35          | 41,973   | 136               | 279,567  | 27              | 18,909   | 1,621        | 2,090,757  |
| 34          | 164,866  | 154               | 189,318  | 43              | 51,270   | 1,782        | 2,007,148  |
| 20          | 85,342   | 132               | 225,778  | 33              | 30,804   | 2,026        | 2,716,639  |
| 3           | 5,573  | 10                | 13,945   | 2               | 1,581  | 171          | 192,590  |
| 4           | 55,381   | 7                 | 21,345   | 6               | 12,604   | 195          | 305,367  |
| 2           | 974  | 12                | 28,342   | 3               | 2,776  | 179          | 290,068  |
| 3           | 1,416  | 9                 | 10,343   | 1               | 264  | 270          | 683,360  |
| <b>25</b>   | <b>66,902</b>  | <b>87</b>         | <b>105,134</b>   | <b>24</b>       | <b>16,279</b>  | <b>1,466</b> | <b>1,604,995</b>                                       |
| 2           | 2,481  | 10                | 10,607   | 1               | 563  | 190          | 170,404  |
| —           | —  | 10                | 9,969  | 5               | 2,459  | 159          | 198,686  |
| 3           | 6,716  | 3                 | 3,091  | 2               | 1,255  | 153          | 105,668  |
| 5           | 21,080   | 6                 | 3,660  | 3               | 4,339  | 129          | 101,532  |
| 6           | 4,347  | 14                | 12,892   | 7               | 5,408  | 167          | 235,683  |
| 1           | 2,161  | 11                | 10,097   | 2               | 89   | 185          | 178,843  |
| 2           | 23,142   | 12                | 21,963   | 3               | 1,592  | 198          | 181,331  |
| 3           | 5,723  | 9                 | 19,439   | —               | —  | 123          | 165,178  |
| 3           | 1,252  | 12                | 13,416   | 1               | 574  | 162          | 267,670  |
| 0.00        | -78.12   | 33.33             | -30.98   | —               | —  | 31.71        | 62.05  |
| 0.00        | -77.53   | 20.00             | -3.79  | -50.00          | -63.69   | -5.26        | 38.98  |

表73. 核發建築物使用執照—按區域別及用途別分

| 區域別<br>Locality  | 總計<br>Grand Total  |  | 住宿類(H類)<br>Residential |              |  |
|--|--------------------|--|------------------------|--------------|--|
|  | 總件數<br>Total Cases | 總樓地板面積<br>(平方公尺)<br>Total Floor Area (m <sup>2</sup> ) | 住宅(H2)<br>Houses       |              |  |
|  |                    |  | 件數<br>Cases            | 宅數<br>Houses | 總樓地板面積<br>(平方公尺)<br>Total Floor Area (m <sup>2</sup> ) |
| 一〇四年九月<br>Sep., 2015                                       | 2,362              | 2,691,102  | 1,872                  | 7,919        | 1,563,648  |
| 新北市 New Taipei City  | 52                 | 334,092  | 37                     | 1,496        | 261,288  |
| 臺北市 Taipei City  | 16                 | 50,082   | 8                      | 135          | 29,535   |
| 桃園市 Taoyuan City   | 133                | 364,931  | 108                    | 908          | 166,485  |
| 臺中市 Taichung City  | 262                | 413,777  | 207                    | 982          | 191,727  |
| 臺南市 Tainan City  | 464                | 171,911  | 352                    | 503          | 117,891  |
| 高雄市 Kaohsiung City   | 160                | 400,721  | 121                    | 953          | 249,342  |
| 臺灣省 Taiwan Prov.   | 1,240              | 925,237  | 1,011                  | 2,847        | 534,131  |
| 宜蘭縣 Yilan C.   | 180                | 97,602   | 166                    | 541          | 84,032   |
| 新竹縣 Hsinchu C.   | 98                 | 249,942  | 79                     | 688          | 125,324  |
| 苗栗縣 Miaoli C.  | 70                 | 45,887   | 60                     | 170          | 33,821   |
| 彰化縣 Changhua C.  | 176                | 73,980   | 148                    | 193          | 43,087   |
| 南投縣 Nantou C.  | 53                 | 40,578   | 46                     | 72           | 17,050   |
| 雲林縣 Yunlin C.  | 213                | 118,181  | 138                    | 211          | 39,708   |
| 嘉義縣 Chiayi C.  | 124                | 52,616   | 107                    | 148          | 25,763   |
| 屏東縣 Pingtung C.  | 147                | 53,376   | 114                    | 122          | 25,467   |
| 臺東縣 Taitung C.   | 34                 | 9,220  | 29                     | 30           | 7,565  |
| 花蓮縣 Hualien C.   | 50                 | 20,781   | 44                     | 44           | 12,131   |
| 澎湖縣 Penghu C.  | 32                 | 11,902   | 27                     | 29           | 7,400  |
| 基隆市 Keelung City   | 5                  | 41,231   | 3                      | 79           | 14,662   |
| 新竹市 Hsinchu City   | 32                 | 92,740   | 25                     | 453          | 81,083   |
| 嘉義市 Chiayi City  | 26                 | 17,201   | 25                     | 67           | 17,038   |
| 福建省 Fuchien Prov.  | 27                 | 14,863   | 25                     | 92           | 12,472   |
| 金門縣 Kinmen C.  | 24                 | 12,369   | 23                     | 90           | 12,216   |
| 連江縣 Lienchiang C.  | 3                  | 2,494  | 2                      | 2            | 256  |
| 國家公園管理處 N.P.Adm.   | 2                  | 1,491  | 1                      | 1            | 495  |
| 其他內政部<br>指定特設主<br>管建築機關<br>Other<br>M.O.I.<br>Const. Orgs. | 6                  | 13,997   | 2                      | 2            | 282  |

資料來源：本部營建署。

TABLE 73. ISSUED BUILDING USAGE LICENSE  
- BY LOCALITY AND USE

| Lodging                     |  | 商業類(B類)<br>Commerce |  | 工業、倉儲類<br>(C類)<br>Industry, Storage |  |
|-----------------------------|--|---------------------|--|-------------------------------------|--|
| 宿舍安養(H1)<br>Dormitory, Care |  |                     |  |                                     |  |
| 件數<br>Cases                 | 總樓地板面積<br>(平方公尺)<br>Total Floor Area (m <sup>2</sup> ) | 件數<br>Cases         | 總樓地板面積<br>(平方公尺)<br>Total Floor Area (m <sup>2</sup> ) | 件數<br>Cases                         | 總樓地板面積<br>(平方公尺)<br>Total Floor Area (m <sup>2</sup> ) |
| 4                           | 40,420   | 7                   | 77,298   | 186                                 | 336,638  |
| —                           | —  | 1                   | 2,992  | 6                                   | 29,514   |
| —                           | —  | —                   | —  | —                                   | —  |
| —                           | —  | 1                   | 60,734   | 14                                  | 55,237   |
| —                           | —  | 3                   | 1,897  | 11                                  | 67,456   |
| —                           | —  | —                   | —  | 74                                  | 30,057   |
| 1                           | 27,867   | —                   | —  | 10                                  | 59,197   |
| 3                           | 12,553   | 2                   | 11,675   | 68                                  | 82,036   |
| —                           | —  | —                   | —  | 6                                   | 11,274   |
| —                           | —  | —                   | —  | 6                                   | 11,714   |
| —                           | —  | —                   | —  | 3                                   | 5,821  |
| —                           | —  | —                   | —  | 10                                  | 18,077   |
| —                           | —  | 1                   | 8,264  | 2                                   | 6,193  |
| —                           | —  | —                   | —  | 32                                  | 15,226   |
| —                           | —  | —                   | —  | 3                                   | 10,218   |
| 1                           | 3,103  | —                   | —  | —                                   | —  |
| —                           | —  | —                   | —  | 1                                   | 319  |
| 1                           | 2,037  | —                   | —  | —                                   | —  |
| —                           | —  | 1                   | 3,411  | 2                                   | 597  |
| —                           | —  | —                   | —  | —                                   | —  |
| 1                           | 7,413  | —                   | —  | 2                                   | 2,434  |
| —                           | —  | —                   | —  | 1                                   | 163  |
| —                           | —  | —                   | —  | —                                   | —  |
| —                           | —  | —                   | —  | —                                   | —  |
| —                           | —  | —                   | —  | —                                   | —  |
| —                           | —  | —                   | —  | —                                   | —  |
| —                           | —  | —                   | —  | 3                                   | 13,141   |

Source : Construction and Planning Agency, MOI.





表74. 核發建築物使用執照年累計—按區域別及用途別分

| 區域別<br>Locality  | 總計<br>Grand Total  |  | 住宿類(H類)               |              |  |
|--|--------------------|--|-----------------------|--------------|--|
|  |                    |  | 住宅(H2)<br>Residential |              |  |
|  | 總件數<br>Total Cases | 總樓地板面積<br>(平方公尺)<br>Total Floor Area (m <sup>2</sup> ) | 件數<br>Cases           | 宅數<br>Houses | 總樓地板面積<br>(平方公尺)<br>Total Floor Area (m <sup>2</sup> ) |
| 一〇四年一至九月<br>Jan. - Sep., 2015                              | 20,802             | 22,453,925   | 16,715                | 65,325       | 12,635,259   |
| 新北市 New Taipei City  | 429                | 2,907,377  | 274                   | 11,948       | 1,944,859  |
| 臺北市 Taipei City  | 218                | 1,661,328  | 117                   | 3,738        | 682,901  |
| 桃園市 Taoyuan City   | 1,174              | 3,242,085  | 900                   | 9,348        | 1,729,243  |
| 臺中市 Taichung City  | 2,325              | 3,049,515  | 1,840                 | 9,654        | 2,076,070  |
| 臺南市 Tainan City  | 4,272              | 1,921,340  | 3,490                 | 4,981        | 1,066,413  |
| 高雄市 Kaohsiung City   | 1,809              | 2,246,101  | 1,416                 | 6,135        | 1,209,067  |
| 臺灣省 Taiwan Prov.   | 10,287             | 6,805,861  | 8,488                 | 18,722       | 3,824,449  |
| 宜蘭縣 Yilan C.   | 1,230              | 526,998  | 1,104                 | 1,954        | 382,694  |
| 新竹縣 Hsinchu C.   | 622                | 1,108,673  | 494                   | 3,207        | 645,068  |
| 苗栗縣 Miaoli C.  | 843                | 739,961  | 742                   | 2,110        | 419,312  |
| 彰化縣 Changhua C.  | 1,657              | 993,618  | 1,351                 | 2,225        | 454,965  |
| 南投縣 Nantou C.  | 761                | 274,624  | 665                   | 898          | 183,280  |
| 雲林縣 Yunlin C.  | 1,302              | 734,301  | 946                   | 1,384        | 282,942  |
| 嘉義縣 Chiayi C.  | 771                | 380,666  | 583                   | 767          | 143,716  |
| 屏東縣 Pingtung C.  | 1,368              | 684,012  | 1,109                 | 1,474        | 306,090  |
| 臺東縣 Taitung C.   | 378                | 121,926  | 311                   | 316          | 72,952   |
| 花蓮縣 Hualien C.   | 580                | 193,210  | 533                   | 569          | 140,504  |
| 澎湖縣 Penghu C.  | 225                | 66,018   | 197                   | 205          | 51,457   |
| 基隆市 Keelung City   | 45                 | 125,858  | 28                    | 297          | 61,869   |
| 新竹市 Hsinchu City   | 228                | 713,758  | 172                   | 2,874        | 569,094  |
| 嘉義市 Chiayi City  | 277                | 142,238  | 253                   | 442          | 110,506  |
| 福建省 Fuchien Prov.  | 187                | 113,295  | 162                   | 764          | 93,080   |
| 金門縣 Kinmen C.  | 180                | 103,750  | 158                   | 759          | 92,258   |
| 連江縣 Lienchiang C.  | 7                  | 9,545  | 4                     | 5            | 822  |
| 國家公園管理處 N.P.Adm.   | 27                 | 10,297   | 23                    | 29           | 7,998  |
| 其他內政部<br>指定特設主<br>管建築機關<br>Other<br>M.O.I.<br>Const. Orgs. | 74                 | 496,726  | 5                     | 6            | 1,179  |

資料來源：本部營建署。

TABLE 74. ISSUED BUILDING USAGE LICENSE OF THE YEAR  
- BY LOCALITY AND USE

| Lodging                     |  | 商業類(B類)     |  | 工業、倉儲類<br>(C類)    |  |
|-----------------------------|--|-------------|--|-------------------|--|
| 宿舍安養(H1)<br>Dormitory, Care |  | Commerce    |  | Industry, Storage |  |
| 件數<br>Cases                 | 總樓地板面積<br>(平方公尺)<br>Total Floor Area (m <sup>2</sup> ) | 件數<br>Cases | 總樓地板面積<br>(平方公尺)<br>Total Floor Area (m <sup>2</sup> ) | 件數<br>Cases       | 總樓地板面積<br>(平方公尺)<br>Total Floor Area (m <sup>2</sup> ) |
| 53                          | 221,667  | 98          | 840,464  | 1,244             | 3,679,087  |
| 2                           | 22,849   | 7           | 51,170   | 54                | 289,964  |
| 7                           | 32,330   | 8           | 46,662   | 6                 | 18,036   |
| 8                           | 22,717   | 9           | 339,236  | 169               | 765,508  |
| 3                           | 14,044   | 22          | 69,466   | 147               | 400,053  |
| 5                           | 6,147  | 7           | 9,462  | 195               | 469,194  |
| 7                           | 32,815   | 7           | 31,768   | 143               | 293,158  |
| 19                          | 83,798   | 36          | 291,922  | 491               | 1,003,831  |
| —                           | —  | 9           | 31,452   | 57                | 75,761   |
| 1                           | 13,953   | 1           | 54   | 39                | 134,130  |
| 1                           | 1,284  | 4           | 167,754  | 39                | 109,557  |
| 1                           | 8,374  | 4           | 8,175  | 133               | 269,117  |
| 2                           | 243  | 4           | 14,227   | 25                | 36,079   |
| —                           | —  | 1           | 21,465   | 88                | 72,736   |
| 4                           | 38,682   | —           | —  | 35                | 77,337   |
| 2                           | 7,535  | —           | —  | 25                | 137,049  |
| 1                           | 281  | 5           | 21,085   | 12                | 7,063  |
| 5                           | 5,117  | 4           | 5,665  | 7                 | 7,294  |
| —                           | —  | 1           | 3,411  | 9                 | 2,567  |
| —                           | —  | —           | —  | 4                 | 20,169   |
| 1                           | 7,413  | 1           | 1,541  | 13                | 47,041   |
| 1                           | 916  | 2           | 17,093   | 5                 | 7,931  |
| 1                           | 96   | 1           | 297  | 2                 | 908  |
| 1                           | 96   | 1           | 297  | 2                 | 908  |
| —                           | —  | —           | —  | —                 | —  |
| —                           | —  | —           | —  | —                 | —  |
| 1                           | 6,871  | 1           | 481  | 37                | 438,435  |

Source : Construction and Planning Agency, MOI.

表74. 核發建築物使用執照年累計—按區域別及用途別分(續)

| 區域別<br>Locality  | 辦公、服務類(G類)<br>Business, Service |   | 休閒、文教類(D類)<br>Leisure, Education |   | 衛生、福利、<br>更生類(F類)<br>Health, Welfare,<br>Regeneration |   |
|--|---------------------------------|---|----------------------------------|---|---|---|
|  | 件數<br>Cases                     | 總樓地板面積<br>(平方公尺)<br>Total Floor<br>Area (m <sup>2</sup> ) | 件數<br>Cases                      | 總樓地板面積<br>(平方公尺)<br>Total Floor<br>Area (m <sup>2</sup> ) | 件數<br>Cases   | 總樓地板面積<br>(平方公尺)<br>Total Floor<br>Area (m <sup>2</sup> ) |
| 一〇四年一至九月<br>Jan. - Sep., 2015                              | 692                             | 1,930,188   | 312                              | 985,290   | 86  | 368,660   |
| 新北市 New Taipei City  | 29                              | 181,405   | 33                               | 310,079   | 7   | 76,639  |
| 臺北市 Taipei City  | 25                              | 738,654   | 30                               | 78,571  | 1   | 1,221   |
| 桃園市 Taoyuan City   | 29                              | 112,623   | 22                               | 77,479  | 11  | 42,789  |
| 臺中市 Taichung City  | 164                             | 255,859   | 43                               | 119,204   | 9   | 20,696  |
| 臺南市 Tainan City  | 124                             | 25,485  | 20                               | 35,071  | 11  | 41,884  |
| 高雄市 Kaohsiung City   | 93                              | 148,170   | 24                               | 159,727   | 12  | 146,257   |
| 臺灣省 Taiwan Prov.   | 209                             | 421,535   | 126                              | 188,770   | 33  | 38,658  |
| 宜蘭縣 Yilan C.   | 16                              | 20,442  | 24                               | 11,116  | 1   | 1,932   |
| 新竹縣 Hsinchu C.   | 25                              | 249,680   | 12                               | 27,103  | 6   | 12,947  |
| 苗栗縣 Miaoli C.  | 9                               | 11,099  | 10                               | 14,331  | 2   | 1,562   |
| 彰化縣 Changhua C.  | 21                              | 59,663  | 15                               | 28,251  | 9   | 11,357  |
| 南投縣 Nantou C.  | 15                              | 7,555   | 5                                | 2,089   | 1   | 1,292   |
| 雲林縣 Yunlin C.  | 26                              | 23,058  | 9                                | 11,940  | 1   | 1,150   |
| 嘉義縣 Chiayi C.  | 19                              | 4,857   | 5                                | 4,398   | 1   | 848   |
| 屏東縣 Pingtung C.  | 24                              | 12,490  | 14                               | 27,102  | 4   | 3,146   |
| 臺東縣 Taitung C.   | 13                              | 3,632   | 8                                | 4,311   | 2   | 251   |
| 花蓮縣 Hualien C.   | 6                               | 7,500   | 4                                | 10,767  | —   | —   |
| 澎湖縣 Penghu C.  | 12                              | 3,664   | 2                                | 3,024   | —   | —   |
| 基隆市 Keelung City   | 2                               | 910   | 4                                | 10,280  | 1   | 801   |
| 新竹市 Hsinchu City   | 15                              | 14,797  | 8                                | 30,603  | 5   | 3,372   |
| 嘉義市 Chiayi City  | 6                               | 2,188   | 6                                | 3,455   | —   | —   |
| 福建省 Fuchien Prov.  | 6                               | 10,301  | 8                                | 6,005   | 1   | 153   |
| 金門縣 Kinmen C.  | 5                               | 4,751   | 6                                | 2,832   | 1   | 153   |
| 連江縣 Lienchiang C.  | 1                               | 5,550   | 2                                | 3,173   | —   | —   |
| 國家公園管理處 N.P.Adm.   | —                               | —   | 2                                | 1,334   | —   | —   |
| 其他內政部<br>指定特設主<br>管建築機關<br>Other<br>M.O.I.<br>Const. Orgs. | 13                              | 36,156  | 4                                | 9,050   | 1   | 363   |

TABLE 74. ISSUED BUILDING USAGE LICENSE OF THE YEAR  
- BY LOCALITY AND USE (CONT.)

| 公共集會類(A類)<br>Assembly |   | 宗教、殯葬類(E類)<br>Religion, Funeral |   | 危險物品類(I類)<br>Hazard Contents |   | 其他<br>Others |   |
|-----------------------|---|---------------------------------|---|------------------------------|---|--------------|---|
| 件數<br>Cases           | 總樓地板面積<br>(平方公尺)<br>Total Floor<br>Area (m <sup>2</sup> ) | 件數<br>Cases                     | 總樓地板面積<br>(平方公尺)<br>Total Floor<br>Area (m <sup>2</sup> ) | 件數<br>Cases                  | 總樓地板面積<br>(平方公尺)<br>Total Floor<br>Area (m <sup>2</sup> ) | 件數<br>Cases  | 總樓地板面積<br>(平方公尺)<br>Total Floor<br>Area (m <sup>2</sup> ) |
| 25                    | 66,902  | 87                              | 105,134   | 24                           | 16,279  | 1,466        | 1,604,995   |
| —                     | —   | 8                               | 16,394  | 2                            | 1,667   | 13           | 12,351  |
| —                     | —   | 1                               | 2,266   | —                            | —   | 23           | 60,687  |
| 2                     | 1,122   | 7                               | 4,774   | 1                            | 619   | 16           | 145,975   |
| —                     | —   | 9                               | 19,769  | 2                            | 2,308   | 86           | 72,046  |
| —                     | —   | 12                              | 14,656  | 3                            | 3,999   | 405          | 249,029   |
| —                     | —   | 7                               | 2,429   | 2                            | 1,158   | 98           | 221,552   |
| 23                    | 65,780  | 43                              | 44,846  | 7                            | 2,934   | 812          | 839,338   |
| 1                     | 25  | 3                               | 1,150   | —                            | —   | 15           | 2,426   |
| 1                     | 255   | 2                               | 2,527   | —                            | —   | 41           | 22,956  |
| 1                     | 700   | 3                               | 1,944   | —                            | —   | 32           | 12,418  |
| 2                     | 304   | 7                               | 7,544   | 3                            | 1,914   | 111          | 143,954   |
| 2                     | 5,001   | 5                               | 14,385  | —                            | —   | 37           | 10,473  |
| 1                     | 396   | 1                               | 99  | 1                            | 51  | 228          | 320,464   |
| —                     | —   | 6                               | 4,683   | 1                            | 273   | 117          | 105,872   |
| 7                     | 50,731  | 7                               | 5,895   | 1                            | 37  | 175          | 133,937   |
| 1                     | 492   | 2                               | 1,425   | —                            | —   | 23           | 10,434  |
| 6                     | 6,413   | 2                               | 1,208   | 1                            | 659   | 12           | 8,083   |
| —                     | —   | 3                               | 1,549   | —                            | —   | 1            | 346   |
| —                     | —   | 2                               | 2,437   | —                            | —   | 4            | 29,392  |
| 1                     | 1,463   | —                               | —   | —                            | —   | 12           | 38,434  |
| —                     | —   | —                               | —   | —                            | —   | 4            | 149   |
| —                     | —   | —                               | —   | 1                            | 280   | 5            | 2,175   |
| —                     | —   | —                               | —   | 1                            | 280   | 5            | 2,175   |
| —                     | —   | —                               | —   | —                            | —   | —            | —   |
| —                     | —   | —                               | —   | —                            | —   | 2            | 965   |
| —                     | —   | —                               | —   | 6                            | 3,314   | 6            | 877   |

表75. 核發建築物使用執照—按月別及構造別分

| 年 (月) 別<br>Year (Month)          | 總 計<br>Grand Total                                     |   | 鋼骨鋼筋混凝土構造<br>Steel Frame &<br>Reinforced Concrete      |   | 混凝土構造<br>(含鋼筋混凝土構造)<br>Reinforced Concrete             |   |
|----------------------------------|--|---|--|---|--|---|
|                                  | 總樓地板面積<br>(平方公尺)<br>Total Floor Area (m <sup>2</sup> ) | 工程造價<br>(千元)<br>Construction Cost (NT\$1,000) | 總樓地板面積<br>(平方公尺)<br>Total Floor Area (m <sup>2</sup> ) | 工程造價<br>(千元)<br>Construction Cost (NT\$1,000) | 總樓地板面積<br>(平方公尺)<br>Total Floor Area (m <sup>2</sup> ) | 工程造價<br>(千元)<br>Construction Cost (NT\$1,000) |
| 九十五年 2006                        | 36,202,229   | 244,845,529                                   | 2,756,303  | 20,457,343                                    | 30,001,164   | 203,681,945                                   |
| 九十六年 2007                        | 36,024,385   | 254,004,222                                   | 3,075,708  | 21,826,477                                    | 29,443,170   | 211,978,853                                   |
| 九十七年 2008                        | 32,717,134   | 246,476,575                                   | 2,085,985  | 15,339,383                                    | 26,910,688   | 206,303,433                                   |
| 九十八年 2009                        | 26,534,930   | 213,321,500                                   | 2,933,172  | 25,175,671                                    | 20,635,417   | 167,269,319                                   |
| 九十九年 2010                        | 24,013,834   | 185,920,181                                   | 2,884,144  | 23,293,972                                    | 17,404,202   | 136,401,363                                   |
| 一〇〇年 2011                        | 25,885,034   | 190,240,394                                   | 2,277,772  | 18,204,808                                    | 19,261,070   | 144,737,134                                   |
| 一〇一年 2012                        | 27,761,024   | 215,963,640                                   | 2,260,855  | 20,862,806                                    | 21,216,710   | 166,701,630                                   |
| 一〇二年 2013                        | 28,771,809   | 230,495,695                                   | 2,495,094  | 22,505,240                                    | 22,161,462   | 182,811,278                                   |
| 一〇三年 2014                        | 31,718,120   | 267,940,432                                   | 2,727,407  | 23,983,007                                    | 22,976,841   | 195,978,832                                   |
| 九 月 Sept.                        | 2,771,242  | 23,034,714                                    | 193,467  | 1,696,625                                     | 2,057,894  | 18,432,516                                    |
| 十 月 Oct.                         | 4,079,667  | 35,985,654                                    | 196,380  | 1,394,567                                     | 2,773,005  | 24,485,847                                    |
| 十一月 Nov.                         | 2,791,852  | 22,540,155                                    | 95,456   | 927,120                                       | 2,280,680  | 19,233,711                                    |
| 十二月 Dec.                         | 3,638,510  | 34,537,363                                    | 268,918  | 2,656,012                                     | 2,143,285  | 17,215,176                                    |
| 一〇四年 2015                        | 22,453,925   | 184,825,159                                   | 1,563,306  | 15,402,265                                    | 16,269,204   | 133,844,865                                   |
| 一 月 Jan.                         | 2,018,928  | 16,080,895                                    | 68,237   | 437,158                                       | 1,501,310  | 11,836,296                                    |
| 二 月 Feb.                         | 2,004,735  | 16,189,355                                    | 94,568   | 914,770                                       | 1,608,850  | 13,698,260                                    |
| 三 月 Mar.                         | 2,124,330  | 17,597,492                                    | 232,879  | 2,704,938                                     | 1,429,766  | 11,376,774                                    |
| 四 月 Apr.                         | 2,745,683  | 25,951,110                                    | 167,271  | 1,556,256                                     | 1,884,755  | 16,074,361                                    |
| 五 月 May                          | 2,982,453  | 24,552,054                                    | 226,582  | 1,730,688                                     | 2,180,719  | 18,012,476                                    |
| 六 月 June                         | 2,236,928  | 17,477,680                                    | 209,167  | 2,187,242                                     | 1,573,008  | 12,345,508                                    |
| 七 月 July                         | 3,101,042  | 24,055,671                                    | 123,943  | 1,118,423                                     | 2,170,907  | 17,958,754                                    |
| 八 月 Aug.                         | 2,548,724  | 20,600,440                                    | 255,924  | 2,730,946                                     | 1,914,875  | 15,585,798                                    |
| 九 月 Sept.                        | 2,691,102  | 22,320,462                                    | 184,735  | 2,021,844                                     | 2,005,014  | 16,956,638                                    |
| 較上月增減(%)<br>VS. with Last Month  | 5.59   | 8.35  | -27.82   | -25.97  | 4.71   | 8.80  |
| 較上年同月增減(%)<br>VS. with Last Year | -2.89  | -3.10   | -4.51  | 19.17   | -2.57  | -8.01   |

資料來源：本部營建署。

TABLE 75. ISSUED BUILDING USAGE LICENSE  
- BY MONTH AND MATERIAL

| 鋼構造(94年以前為<br>鋼架構造) Steel                              |   | 磚構造<br>Brick   |   | 木構造<br>Wooden  |   | 其 他<br>Others  |   |
|--|---|--|---|--|---|--|---|
| 總樓地板面積<br>(平方公尺)<br>Total Floor Area (m <sup>2</sup> ) | 工程造價<br>(千元)<br>Construction Cost (NT\$1,000) | 總樓地板面積<br>(平方公尺)<br>Total Floor Area (m <sup>2</sup> ) | 工程造價<br>(千元)<br>Construction Cost (NT\$1,000) | 總樓地板面積<br>(平方公尺)<br>Total Floor Area (m <sup>2</sup> ) | 工程造價<br>(千元)<br>Construction Cost (NT\$1,000) | 總樓地板面積<br>(平方公尺)<br>Total Floor Area (m <sup>2</sup> ) | 工程造價<br>(千元)<br>Construction Cost (NT\$1,000) |
| 3,185,263  | 19,755,112                                    | 204,669  | 725,716                                       | 24,581   | 73,023  | 30,249   | 152,390                                       |
| 3,236,855  | 19,158,898                                    | 203,279  | 769,800                                       | 32,350   | 113,054                                       | 33,023   | 157,140                                       |
| 3,451,295  | 23,775,418                                    | 218,577  | 853,783                                       | 21,593   | 70,542  | 28,996   | 134,016                                       |
| 2,742,070  | 20,053,572                                    | 157,989  | 622,697                                       | 28,276   | 95,461  | 38,006   | 104,780                                       |
| 3,495,211  | 25,456,947                                    | 156,899  | 557,347                                       | 46,854   | 112,690                                       | 26,524   | 97,862  |
| 4,064,152  | 26,360,189                                    | 166,581  | 569,321                                       | 44,829   | 121,051                                       | 70,630   | 247,891                                       |
| 4,024,917  | 27,499,529                                    | 165,831  | 593,408                                       | 41,502   | 134,141                                       | 51,209   | 172,126                                       |
| 3,896,411  | 24,404,411                                    | 131,063  | 435,272                                       | 44,165   | 145,282                                       | 43,614   | 194,212                                       |
| 5,716,279  | 46,978,889                                    | 168,336  | 569,750                                       | 39,512   | 114,679                                       | 89,745   | 315,275                                       |
| 499,952  | 2,835,470                                     | 10,420   | 37,469  | 2,709  | 7,738   | 6,800  | 24,896  |
| 1,085,336  | 10,016,014                                    | 19,340   | 67,242  | 1,487  | 4,595   | 4,119  | 17,389  |
| 394,221  | 2,312,489                                     | 7,226  | 19,740  | 6,652  | 19,220  | 7,617  | 27,875  |
| 1,178,531  | 14,530,281                                    | 35,606   | 111,010                                       | 2,719  | 7,887   | 9,451  | 16,997  |
| 4,364,367  | 34,123,433                                    | 101,990  | 354,306                                       | 24,314   | 84,269  | 130,744  | 1,016,021                                     |
| 415,687  | 3,702,724                                     | 18,564   | 56,466  | 1,569  | 5,046   | 13,561   | 43,205  |
| 286,017  | 1,508,449                                     | 5,118  | 20,104  | 969  | 2,717   | 9,213  | 45,055  |
| 445,822  | 3,453,319                                     | 12,667   | 52,909  | 2,184  | 6,711   | 1,012  | 2,841   |
| 657,093  | 8,074,948                                     | 7,506  | 25,254  | 532  | 2,220   | 28,526   | 218,071                                       |
| 550,271  | 4,638,997                                     | 14,509   | 55,831  | 2,425  | 10,578  | 7,947  | 103,484                                       |
| 435,603  | 2,875,075                                     | 10,083   | 36,048  | 7,278  | 27,525  | 1,789  | 6,282   |
| 738,720  | 4,391,134                                     | 8,739  | 28,298  | 1,387  | 4,080   | 57,346   | 554,982                                       |
| 353,652  | 2,202,666                                     | 17,279   | 56,960  | 5,722  | 16,690  | 1,272  | 7,380   |
| 481,502  | 3,276,121                                     | 7,525  | 22,436  | 2,248  | 8,702   | 10,078   | 34,721  |
| 36.15  | 48.73   | -56.45   | -60.61  | -60.71   | -47.86  | 692.30   | 370.47  |
| -3.69  | 15.54   | -27.78   | -40.12  | -17.02   | 12.46   | 48.21  | 39.46   |

Source : Construction and Planning Agency, MOI.

表76. 核發建築物使用執照—按區域別及構造別分

| 區域別<br>Locality  | 總計<br>Grand-Total                                      |   | 鋼骨鋼筋混凝土構造<br>Steel Frame & Reinforced Concrete         |   | 混凝土構造<br>(含鋼筋混凝土構造)<br>Reinforced Concrete             |   |
|--|--|---|--|---|--|---|
|  | 總樓地板面積<br>(平方公尺)<br>Total Floor Area (m <sup>2</sup> ) | 工程造價<br>(千元)<br>Construction Cost (NT\$1,000) | 總樓地板面積<br>(平方公尺)<br>Total Floor Area (m <sup>2</sup> ) | 工程造價<br>(千元)<br>Construction Cost (NT\$1,000) | 總樓地板面積<br>(平方公尺)<br>Total Floor Area (m <sup>2</sup> ) | 工程造價<br>(千元)<br>Construction Cost (NT\$1,000) |
| 一〇四年九月<br>Sep., 2015                                       | 2,691,102  | 22,320,462                                    | 184,735  | 2,021,844                                     | 2,005,014  | 16,956,638                                    |
| 新北市 New Taipei City  | 334,092  | 4,203,246                                     | 4,611  | 48,037  | 301,886  | 3,705,408                                     |
| 臺北市 Taipei City  | 50,082   | 503,235                                       | 19,497   | 286,089                                       | 30,400   | 213,887                                       |
| 桃園市 Taoyuan City   | 364,931  | 3,586,898                                     | 4,805  | 30,268  | 321,993  | 3,317,048                                     |
| 臺中市 Taichung City  | 413,777  | 3,706,752                                     | 105,285  | 1,366,579                                     | 235,377  | 1,886,097                                     |
| 臺南市 Tainan City  | 171,911  | 945,335                                       | 6,541  | 34,652  | 119,166  | 748,601                                       |
| 高雄市 Kaohsiung City   | 400,721  | 3,329,447                                     | 3,048  | 25,813  | 221,938  | 1,800,714                                     |
| 臺灣省 Taiwan Prov.   | 925,237  | 5,896,786                                     | 40,374   | 226,850                                       | 744,477  | 5,139,676                                     |
| 宜蘭縣 Yilan C.   | 97,602   | 642,753                                       | 670  | 3,845   | 91,391   | 608,747                                       |
| 新竹縣 Hsinchu C.   | 249,942  | 1,944,157                                     | 67   | 335   | 240,668  | 1,898,819                                     |
| 苗栗縣 Miaoli C.  | 45,887   | 240,233                                       | —  | —   | 42,954   | 226,642                                       |
| 彰化縣 Changhua C.  | 73,980   | 408,187                                       | 24,477   | 146,320                                       | 46,324   | 254,959                                       |
| 南投縣 Nantou C.  | 40,578   | 208,947                                       | 6,132  | 30,706  | 29,492   | 154,054                                       |
| 雲林縣 Yunlin C.  | 118,181  | 455,599                                       | 802  | 4,010   | 53,016   | 267,254                                       |
| 嘉義縣 Chiayi C.  | 52,616   | 261,645                                       | 5,249  | 26,244  | 25,740   | 137,937                                       |
| 屏東縣 Pingtung C.  | 53,376   | 255,625                                       | 398  | 2,038   | 27,615   | 139,225                                       |
| 臺東縣 Taitung C.   | 9,220  | 49,554  | 122  | 610   | 8,467  | 46,022  |
| 花蓮縣 Hualien C.   | 20,781   | 108,012                                       | —  | —   | 19,631   | 104,169                                       |
| 澎湖縣 Penghu C.  | 11,902   | 59,361  | 164  | 820   | 11,614   | 58,058  |
| 基隆市 Keelung City   | 41,231   | 337,002                                       | —  | —   | 41,123   | 336,278                                       |
| 新竹市 Hsinchu City   | 92,740   | 832,331                                       | 2,180  | 11,334  | 89,517   | 815,570                                       |
| 嘉義市 Chiayi City  | 17,201   | 93,380  | 113  | 588   | 16,925   | 91,942  |
| 福建省 Fuchien Prov.  | 14,863   | 58,329  | —  | —   | 14,863   | 58,329  |
| 金門縣 Kinmen C.  | 12,369   | 48,856  | —  | —   | 12,369   | 48,856  |
| 連江縣 Lienchiang C.  | 2,494  | 9,473   | —  | —   | 2,494  | 9,473   |
| 國家公園管理處 N.P.Adm.   | 1,491  | 6,258   | —  | —   | 1,491  | 6,258   |
| 其他內政部<br>指定特設主<br>管建築機關<br>Other<br>M.O.I.<br>Const. Orgs. | 13,997   | 84,176  | 574  | 3,556   | 13,423   | 80,620  |

資料來源：本部營建署。

TABLE 76. ISSUED BUILDING USAGE LICENSE  
- BY LOCALITY AND MATERIAL

| 鋼構造<br>Steel   |   | 磚構造<br>Brick   |   | 木構造<br>Wooden  |   | 其他<br>Others   |   |
|--|---|--|---|--|---|--|---|
| 總樓地板面積<br>(平方公尺)<br>Total Floor Area (m <sup>2</sup> ) | 工程造價<br>(千元)<br>Construction Cost (NT\$1,000) | 總樓地板面積<br>(平方公尺)<br>Total Floor Area (m <sup>2</sup> ) | 工程造價<br>(千元)<br>Construction Cost (NT\$1,000) | 總樓地板面積<br>(平方公尺)<br>Total Floor Area (m <sup>2</sup> ) | 工程造價<br>(千元)<br>Construction Cost (NT\$1,000) | 總樓地板面積<br>(平方公尺)<br>Total Floor Area (m <sup>2</sup> ) | 工程造價<br>(千元)<br>Construction Cost (NT\$1,000) |
| 481,502  | 3,276,121                                     | 7,525  | 22,436  | 2,248  | 8,702   | 10,078   | 34,721  |
| 27,131   | 446,174                                       | —  | —   | 464  | 3,627   | —  | —   |
| 185  | 3,259   | —  | —   | —  | —   | —  | —   |
| 37,514   | 236,863                                       | 619  | 2,719   | —  | —   | —  | —   |
| 73,115   | 454,076                                       | —  | —   | —  | —   | —  | —   |
| 46,196   | 162,061                                       | 8  | 21  | —  | —   | —  | —   |
| 175,735  | 1,502,920                                     | —  | —   | —  | —   | —  | —   |
| 121,626  | 470,768                                       | 6,898  | 19,696  | 1,784  | 5,075   | 10,078   | 34,721  |
| 5,541  | 30,161  | —  | —   | —  | —   | —  | —   |
| 8,432  | 41,898  | —  | —   | 350  | 980   | 425  | 2,125   |
| 2,385  | 11,454  | 548  | 2,137   | —  | —   | —  | —   |
| 326  | 1,559   | 1,691  | 2,057   | 1,162  | 3,292   | —  | —   |
| 4,954  | 24,187  | —  | —   | —  | —   | —  | —   |
| 53,555   | 147,264                                       | 1,242  | 4,845   | —  | —   | 9,566  | 32,226  |
| 18,703   | 88,817  | 2,837  | 8,277   | —  | —   | 87   | 370   |
| 24,726   | 112,133                                       | 365  | 1,426   | 272  | 803   | —  | —   |
| 631  | 2,922   | —  | —   | —  | —   | —  | —   |
| 1,150  | 3,843   | —  | —   | —  | —   | —  | —   |
| —  | —   | 124  | 483   | —  | —   | —  | —   |
| 108  | 724   | —  | —   | —  | —   | —  | —   |
| 952  | 4,956   | 91   | 471   | —  | —   | —  | —   |
| 163  | 850   | —  | —   | —  | —   | —  | —   |
| —  | —   | —  | —   | —  | —   | —  | —   |
| —  | —   | —  | —   | —  | —   | —  | —   |
| —  | —   | —  | —   | —  | —   | —  | —   |

Source :Construction and Planning Agency, MOI.

表77. 核發建築物使用執照－按高度別分

TABLE 77. ISSUED BUILDING USAGE LICENSE - BY HEIGHT

| 年 (月) 別<br>Year (Month)          | 總計<br>Grand Total |  | 7公尺以下<br>7m & Under 7m |  | 超過7至15公尺<br>Over 7 Up to 15m |  |
|----------------------------------|-------------------|--|------------------------|--|------------------------------|--|
|                                  | 件數<br>Cases       | 總樓地板面積<br>(平方公尺)<br>Total Floor Area (m <sup>2</sup> ) | 件數<br>Cases            | 總樓地板面積<br>(平方公尺)<br>Total Floor Area (m <sup>2</sup> ) | 件數<br>Cases                  | 總樓地板面積<br>(平方公尺)<br>Total Floor Area (m <sup>2</sup> ) |
| 九十五年 2006                        | 37,978            | 36,202,229   | 3,444                  | 996,108  | 29,018                       | 12,681,060   |
| 九十六年 2007                        | 34,797            | 36,024,385   | 3,606                  | 1,008,809  | 25,923                       | 11,248,940   |
| 九十七年 2008                        | 27,376            | 32,717,134   | 3,506                  | 1,051,947  | 19,271                       | 8,972,703  |
| 九十八年 2009                        | 16,770            | 26,534,930   | 3,112                  | 904,735  | 10,872                       | 5,637,095  |
| 九十九年 2010                        | 22,293            | 24,013,834   | 3,850                  | 1,096,191  | 15,509                       | 6,534,029  |
| 一〇〇年 2011                        | 26,250            | 25,885,034   | 4,200                  | 1,294,710  | 18,817                       | 8,391,363  |
| 一〇一年 2012                        | 26,903            | 27,761,024   | 4,266                  | 1,432,116  | 19,153                       | 8,338,163  |
| 一〇二年 2013                        | 28,014            | 28,771,809   | 4,158                  | 1,525,591  | 20,074                       | 8,186,070  |
| 一〇三年 2014                        | 28,806            | 31,718,120   | 3,825                  | 1,756,431  | 21,089                       | 8,835,498  |
| 九月 Sept.                         | 2,547             | 2,771,242  | 308                    | 151,446  | 1,933                        | 753,245  |
| 十月 Oct.                          | 2,618             | 4,079,667  | 329                    | 199,978  | 1,897                        | 836,411  |
| 十一月 Nov.                         | 2,591             | 2,791,852  | 322                    | 242,611  | 1,859                        | 764,603  |
| 十二月 Dec.                         | 3,230             | 3,638,510  | 450                    | 253,563  | 2,378                        | 907,436  |
| <b>一〇四年 2015</b>                 | <b>20,802</b>     | <b>22,453,925</b>                                      | <b>2,732</b>           | <b>1,097,934</b>                                       | <b>15,287</b>                | <b>6,264,537</b>                                       |
| 一月 Jan.                          | 2,313             | 2,018,928  | 317                    | 158,786  | 1,647                        | 583,176  |
| 二月 Feb.                          | 2,274             | 2,004,735  | 287                    | 100,188  | 1,666                        | 646,207  |
| 三月 Mar.                          | 2,154             | 2,124,330  | 259                    | 83,909   | 1,624                        | 660,160  |
| 四月 Apr.                          | 2,186             | 2,745,683  | 266                    | 98,744   | 1,637                        | 609,477  |
| 五月 May                           | 2,568             | 2,982,453  | 329                    | 101,235  | 1,891                        | 758,039  |
| 六月 June                          | 2,281             | 2,236,928  | 361                    | 148,076  | 1,636                        | 691,076  |
| 七月 July                          | 2,683             | 3,101,042  | 363                    | 188,009  | 1,958                        | 873,829  |
| 八月 Aug.                          | 1,981             | 2,548,724  | 254                    | 94,841   | 1,446                        | 651,993  |
| 九月 Sept.                         | 2,362             | 2,691,102  | 296                    | 124,146  | 1,782                        | 790,580  |
| 較上月增減(%)<br>VS. with Last Month  | 19.23             | 5.59   | 16.54                  | 30.90  | 23.24                        | 21.26  |
| 較上年同月增減(%)<br>VS. with Last Year | -7.26             | -2.89  | -3.90                  | -18.03   | -7.81                        | 4.96   |

資料來源：本部營建署。

| 超過15至30公尺<br>Over 15 Up to 30m |  | 超過30至45公尺<br>Over 30 Up to 45m |  | 超過45至60公尺<br>Over 45 Up to 60m |  | 超過60公尺<br>Over 60m |  |
|--------------------------------|--|--------------------------------|--|--------------------------------|--|--------------------|--|
| 件數<br>Cases                    | 總樓地板面積<br>(平方公尺)<br>Total Floor Area (m <sup>2</sup> ) | 件數<br>Cases                    | 總樓地板面積<br>(平方公尺)<br>Total Floor Area (m <sup>2</sup> ) | 件數<br>Cases                    | 總樓地板面積<br>(平方公尺)<br>Total Floor Area (m <sup>2</sup> ) | 件數<br>Cases        | 總樓地板面積<br>(平方公尺)<br>Total Floor Area (m <sup>2</sup> ) |
| 4,854                          | 9,146,033  | 387                            | 5,805,859  | 239                            | 5,917,938  | 36                 | 1,655,231  |
| 4,489                          | 9,038,862  | 445                            | 6,360,542  | 281                            | 6,215,342  | 53                 | 2,151,890  |
| 3,850                          | 8,685,017  | 391                            | 4,438,093  | 294                            | 6,721,810  | 64                 | 2,847,564  |
| 2,128                          | 6,483,961  | 335                            | 3,853,870  | 251                            | 6,232,462  | 72                 | 3,422,807  |
| 2,413                          | 5,200,567  | 228                            | 2,407,614  | 226                            | 5,176,775  | 67                 | 3,598,658  |
| 2,725                          | 6,323,186  | 242                            | 3,371,648  | 203                            | 3,875,366  | 63                 | 2,628,761  |
| 2,862                          | 6,357,407  | 265                            | 3,193,419  | 270                            | 4,891,300  | 87                 | 3,548,619  |
| 3,108                          | 6,359,112  | 276                            | 3,092,256  | 275                            | 5,173,829  | 123                | 4,434,951  |
| 3,170                          | 6,181,924  | 293                            | 3,786,936  | 285                            | 5,215,868  | 144                | 5,941,463  |
| 250                            | 551,286  | 21                             | 169,188  | 21                             | 509,049  | 14                 | 637,028  |
| 299                            | 757,398  | 32                             | 437,194  | 42                             | 725,109  | 19                 | 1,123,577  |
| 335                            | 562,966  | 28                             | 208,030  | 30                             | 550,820  | 17                 | 462,822  |
| 335                            | 692,433  | 26                             | 630,326  | 26                             | 384,870  | 15                 | 769,882  |
| <b>2,281</b>                   | <b>5,075,258</b>                                       | <b>201</b>                     | <b>2,518,452</b>                                       | <b>207</b>                     | <b>3,810,379</b>                                       | <b>94</b>          | <b>3,687,365</b>                                       |
| 303                            | 548,503  | 19                             | 126,111  | 18                             | 271,940  | 9                  | 330,412  |
| 279                            | 458,711  | 16                             | 121,504  | 16                             | 252,640  | 10                 | 425,485  |
| 220                            | 490,575  | 22                             | 300,543  | 21                             | 304,030  | 8                  | 285,113  |
| 226                            | 627,134  | 19                             | 177,365  | 27                             | 494,262  | 11                 | 738,701  |
| 277                            | 667,266  | 34                             | 617,147  | 28                             | 558,013  | 9                  | 280,753  |
| 238                            | 580,671  | 21                             | 216,332  | 17                             | 280,606  | 8                  | 320,167  |
| 296                            | 644,046  | 25                             | 467,428  | 26                             | 437,020  | 15                 | 490,710  |
| 215                            | 542,698  | 24                             | 251,718  | 30                             | 684,729  | 12                 | 322,745  |
| 227                            | 515,654  | 21                             | 240,304  | 24                             | 527,139  | 12                 | 493,279  |
| 5.58                           | -4.98  | -12.50                         | -4.53  | -20.00                         | -23.01   | 0.00               | 52.84  |
| -9.20                          | -6.46  | 0.00                           | 42.03  | 14.29                          | 3.55   | -14.29             | -22.57   |

Source : Construction and Planning Agency, MOI.

表78. 核發建築物使用執照—按層數別分

| 年(月)別<br>Year (Month)            | 總計<br>Grand Total  |  | 地上層                   |  |                        |  |
|----------------------------------|--------------------|--|-----------------------|--|------------------------|--|
|                                  |                    |  | 一至五層<br>1 - 5 Stories |  | 六至十層<br>6 - 10 Stories |  |
|                                  | 棟數(1)<br>Buildings | 總樓地板面積<br>(平方公尺)<br>Total Floor Area (m <sup>2</sup> ) | 棟數<br>Buildings       | 總樓地板面積<br>(平方公尺)<br>Total Floor Area (m <sup>2</sup> ) | 棟數<br>Buildings        | 總樓地板面積<br>(平方公尺)<br>Total Floor Area (m <sup>2</sup> ) |
| 九十五年 2006                        | 65,571             | 36,202,229   | 62,923                | 21,326,660   | 1,079                  | 4,467,048  |
| 九十六年 2007                        | 61,668             | 36,024,385   | 57,527                | 19,527,982   | 2,119                  | 5,732,909  |
| 九十七年 2008                        | 47,521             | 32,717,134   | 44,385                | 16,511,818   | 1,613                  | 5,063,057  |
| 九十八年 2009                        | 28,015             | 26,534,930   | 25,154                | 11,233,803   | 1,294                  | 5,074,406  |
| 九十九年 2010                        | 35,232             | 24,013,834   | 33,711                | 12,077,948   | 563                    | 3,217,016  |
| 一〇〇年 2011                        | 40,713             | 25,885,034   | 39,117                | 15,561,710   | 610                    | 2,859,786  |
| 一〇一年 2012                        | 41,595             | 27,761,024   | 39,709                | 15,085,193   | 602                    | 3,122,461  |
| 一〇二年 2013                        | 41,692             | 28,771,809   | 39,685                | 15,271,081   | 688                    | 2,614,571  |
| 一〇三年 2014                        | 43,342             | 31,718,120   | 41,137                | 16,492,722   | 855                    | 2,797,441  |
| 九月 Sept.                         | 3,769              | 2,771,242  | 3,601                 | 1,398,909  | 52                     | 311,689  |
| 十月 Oct.                          | 4,366              | 4,079,667  | 4,072                 | 1,744,174  | 118                    | 312,833  |
| 十一月 Nov.                         | 3,874              | 2,791,852  | 3,731                 | 1,486,727  | 44                     | 215,099  |
| 十二月 Dec.                         | 5,110              | 3,638,510  | 4,879                 | 1,758,408  | 79                     | 553,567  |
| <b>一〇四年 2015</b>                 | <b>31,957</b>      | <b>22,453,925</b>                                      | <b>30,589</b>         | <b>12,035,863</b>                                      | <b>490</b>             | <b>2,353,770</b>                                       |
| 一月 Jan.                          | 3,400              | 2,018,928  | 3,267                 | 1,211,685  | 62                     | 157,731  |
| 二月 Feb.                          | 3,295              | 2,004,735  | 3,183                 | 1,095,388  | 40                     | 187,977  |
| 三月 Mar.                          | 3,257              | 2,124,330  | 3,141                 | 1,250,191  | 44                     | 155,349  |
| 四月 Apr.                          | 3,289              | 2,745,683  | 3,139                 | 1,228,833  | 64                     | 349,323  |
| 五月 May                           | 4,140              | 2,982,453  | 3,975                 | 1,493,334  | 57                     | 511,497  |
| 六月 June                          | 3,395              | 2,236,928  | 3,273                 | 1,371,981  | 37                     | 176,730  |
| 七月 July                          | 4,209              | 3,101,042  | 4,013                 | 1,833,478  | 85                     | 269,586  |
| 八月 Aug.                          | 3,240              | 2,548,724  | 3,027                 | 1,139,208  | 50                     | 375,370  |
| 九月 Sept.                         | 3,732              | 2,691,102  | 3,571                 | 1,411,765  | 51                     | 170,207  |
| 較上月增減(%)<br>VS. with Last Month  | 15.19              | 5.59   | 17.97                 | 23.93  | 2.00                   | -54.66   |
| 較上年同月增減(%)<br>VS. with Last Year | -0.98              | -2.89  | -0.83                 | 0.92   | -1.92                  | -45.39   |

資料來源：本部營建署。

說明：95年起，地下層指僅開挖平面以下如地下室等之建築物地下層。

TABLE 78. ISSUED BUILDING USAGE LICENSE - BY STORY

| Over Ground               |  |                           |  |                             |  | 地下層<br>Under Ground |  |
|---------------------------|--|---------------------------|--|-----------------------------|--|---------------------|--|
| 十一至十五層<br>11 - 15 Stories |  | 十六至二十層<br>16 - 20 Stories |  | 二十一層以上<br>21 Stories & Over |  | 棟數<br>Buildings     | 總樓地板面積<br>(平方公尺)<br>Total Floor Area (m <sup>2</sup> ) |
| 棟數<br>Buildings           | 總樓地板面積<br>(平方公尺)<br>Total Floor Area (m <sup>2</sup> ) | 棟數<br>Buildings           | 總樓地板面積<br>(平方公尺)<br>Total Floor Area (m <sup>2</sup> ) | 棟數<br>Buildings             | 總樓地板面積<br>(平方公尺)<br>Total Floor Area (m <sup>2</sup> ) |                     |  |
| 1,469                     | 8,651,319  | 43                        | 589,424  | 44                          | 1,156,687  | 13                  | 11,091   |
| 1,889                     | 8,591,302  | 61                        | 800,889  | 70                          | 1,370,874  | 2                   | 429  |
| 1,307                     | 7,974,858  | 137                       | 1,460,609  | 74                          | 1,692,017  | 5                   | 14,775   |
| 1,338                     | 6,427,776  | 115                       | 1,386,167  | 109                         | 2,411,264  | 5                   | 1,514  |
| 790                       | 5,144,752  | 78                        | 1,265,587  | 90                          | 2,296,421  | —                   | 12,110   |
| 836                       | 5,416,606  | 78                        | 920,642  | 71                          | 1,126,272  | 1                   | 18   |
| 1,013                     | 5,827,232  | 127                       | 1,112,116  | 142                         | 2,591,702  | 2                   | 22,320   |
| 1,012                     | 6,455,982  | 145                       | 1,463,234  | 160                         | 2,965,909  | 2                   | 1,032  |
| 1,004                     | 6,104,536  | 124                       | 1,738,964  | 221                         | 4,584,343  | 1                   | 114  |
| 60                        | 423,616  | 27                        | 324,301  | 29                          | 312,727  | —                   | —  |
| 137                       | 868,770  | 15                        | 272,850  | 24                          | 881,040  | —                   | —  |
| 70                        | 576,970  | 14                        | 181,741  | 15                          | 331,315  | —                   | —  |
| 122                       | 508,883  | 9                         | 127,391  | 21                          | 690,261  | —                   | —  |
| <b>655</b>                | <b>4,094,873</b>                                       | <b>83</b>                 | <b>1,245,482</b>                                       | <b>137</b>                  | <b>2,723,183</b>                                       | <b>3</b>            | <b>754</b>   |
| 52                        | 280,691  | 9                         | 227,532  | 9                           | 141,267  | 1                   | 22   |
| 33                        | 267,435  | 9                         | 42,439   | 30                          | 411,496  | —                   | —  |
| 57                        | 412,534  | 5                         | 53,840   | 10                          | 252,416  | —                   | —  |
| 57                        | 416,734  | 5                         | 116,091  | 24                          | 634,702  | —                   | —  |
| 93                        | 680,220  | 7                         | 154,555  | 8                           | 142,847  | —                   | —  |
| 68                        | 347,652  | 6                         | 91,595   | 10                          | 248,278  | 1                   | 692  |
| 79                        | 459,570  | 21                        | 268,360  | 10                          | 270,008  | 1                   | 40   |
| 148                       | 712,371  | 7                         | 122,116  | 8                           | 199,659  | —                   | —  |
| 68                        | 517,666  | 14                        | 168,954  | 28                          | 422,510  | —                   | —  |
| -54.05                    | -27.33   | 100.00                    | 38.36  | 250.00                      | 111.62   | —                   | —  |
| 13.33                     | 22.20  | -48.15                    | -47.90   | -3.45                       | 35.11  | —                   | —  |

Source : Construction and Planning Agency, MOI.

Note : Underground refers to single building(eg. basement) dugged from the ground since 2006.

表79. 核發建築物使用執照—按使用分區別分

TABLE 79. ISSUED BUILDING USAGE LICENSE - BY LANDUSE ZONES

| 年(月)別<br>Year (Month)            | 總計<br>Grand Total                                    |   |   | 都市計畫  |  |  |
|----------------------------------|--|---|---|---|--|--|
|                                  | 基地面積<br>(平方公尺)<br>Basement<br>Area (m <sup>2</sup> ) | 地面層面積<br>(平方公尺)<br>Ground Floor<br>Area (m <sup>2</sup> ) | 總樓地板面積<br>(平方公尺)<br>Total Floor<br>Area (m <sup>2</sup> ) | 住宅區<br>Residential<br>Total Floor<br>Area (m <sup>2</sup> ) | 商業區<br>Commercial<br>Total Floor<br>Area (m <sup>2</sup> ) | 工業區<br>Industrial<br>Total Floor<br>Area (m <sup>2</sup> ) |
| 九十五年 2006                        | 459,194,221  | 8,950,581   | 36,202,229  | 18,005,522  | 3,754,684  | 3,847,018  |
| 九十六年 2007                        | 506,372,547  | 8,858,023   | 36,024,385  | 17,123,019  | 3,523,822  | 3,845,198  |
| 九十七年 2008                        | 404,015,402  | 7,846,515   | 32,717,134  | 14,202,371  | 3,821,718  | 4,167,664  |
| 九十八年 2009                        | 357,532,104  | 5,983,726   | 26,534,930  | 10,369,041  | 3,107,622  | 3,586,949  |
| 九十九年 2010                        | 238,510,037  | 6,020,687   | 24,013,834  | 9,829,805   | 2,816,250  | 2,996,961  |
| 一〇〇年 2011                        | 236,823,193  | 7,443,386   | 25,885,034  | 10,714,608  | 2,152,475  | 3,250,877  |
| 一〇一年 2012                        | 222,390,135  | 7,562,671   | 27,761,024  | 12,876,762  | 2,632,066  | 3,113,513  |
| 一〇二年 2013                        | 261,704,887  | 7,741,929   | 28,771,809  | 13,360,002  | 3,336,111  | 2,877,884  |
| 一〇三年 2014                        | 198,368,012  | 8,250,513   | 31,718,120  | 13,226,688  | 4,575,372  | 3,210,638  |
| 九月 Sept.                         | 25,270,713   | 737,194   | 2,771,242   | 1,069,988   | 537,197  | 376,704  |
| 十月 Oct.                          | 27,233,195   | 830,187   | 4,079,667   | 1,520,475   | 654,993  | 830,077  |
| 十一月 Nov.                         | 15,343,298   | 714,797   | 2,791,852   | 1,355,169   | 379,776  | 112,538  |
| 十二月 Dec.                         | 8,650,338  | 956,257   | 3,638,510   | 1,422,894   | 367,508  | 188,845  |
| <b>一〇四年 2015</b>                 | <b>184,586,659</b>                                   | <b>5,935,457</b>  | <b>22,453,925</b>   | <b>9,181,003</b>  | <b>2,925,882</b>   | <b>1,787,067</b>   |
| 一月 Jan.                          | 11,491,576   | 560,318   | 2,018,928   | 931,821   | 281,880  | 176,946  |
| 二月 Feb.                          | 27,326,348   | 557,938   | 2,004,735   | 1,067,878   | 72,707   | 220,069  |
| 三月 Mar.                          | 29,126,093   | 598,225   | 2,124,330   | 923,406   | 209,869  | 115,695  |
| 四月 Apr.                          | 10,692,125   | 656,874   | 2,745,683   | 908,063   | 625,926  | 105,503  |
| 五月 May                           | 33,066,021   | 728,329   | 2,982,453   | 1,247,531   | 387,926  | 321,779  |
| 六月 June                          | 29,222,816   | 659,942   | 2,236,928   | 864,601   | 337,284  | 202,930  |
| 七月 July                          | 16,182,069   | 867,568   | 3,101,042   | 1,194,711   | 472,172  | 160,467  |
| 八月 Aug.                          | 13,893,150   | 600,022   | 2,548,724   | 978,338   | 232,964  | 261,659  |
| 九月 Sept.                         | 13,586,461   | 706,241   | 2,691,102   | 1,064,654   | 305,154  | 222,019  |
| 較上月增減(%)<br>VS. with Last Month  | -2.21  | 17.70   | 5.59  | 8.82  | 30.99  | -15.15   |
| 較上年同月增減(%)<br>VS. with Last Year | -46.24   | -4.20   | -2.89   | -0.50   | -43.20   | -41.06   |

資料來源：本部營建署。

| 區 域 內 Urban Planning Zone                                 |   |   |   |   | 都市計畫區域外 Non - Urban                                       |   |
|---|---|---|---|---|---|---|
| 行政區<br>Administration                                     | 文教區<br>Education & Culture                                | 風景區<br>Distinct Landscape                                 | 農業區<br>Agricultural                                       | 其他<br>Others  | 住宅<br>Residential   | 非住宅<br>Others   |
| 總樓地板面積<br>(平方公尺)<br>Total Floor<br>Area (m <sup>2</sup> ) | 總樓地板面積<br>(平方公尺)<br>Total Floor<br>Area (m <sup>2</sup> ) | 總樓地板面積<br>(平方公尺)<br>Total Floor<br>Area (m <sup>2</sup> ) | 總樓地板面積<br>(平方公尺)<br>Total Floor<br>Area (m <sup>2</sup> ) | 總樓地板面積<br>(平方公尺)<br>Total Floor<br>Area (m <sup>2</sup> ) | 總樓地板面積<br>(平方公尺)<br>Total Floor<br>Area (m <sup>2</sup> ) | 總樓地板面積<br>(平方公尺)<br>Total Floor<br>Area (m <sup>2</sup> ) |
| 307,397   | 1,250,497   | 37,270  | 1,645,316   | 4,269,831   | 1,102,617   | 1,982,077   |
| 447,245   | 1,654,568   | 26,443  | 1,638,669   | 3,017,852   | 1,116,111   | 3,631,458   |
| 412,527   | 1,362,910   | 35,372  | 1,007,531   | 3,052,602   | 688,761   | 3,965,678   |
| 524,597   | 1,677,961   | 92,265  | 811,554   | 2,644,811   | 610,269   | 3,109,861   |
| 636,437   | 1,091,240   | 71,822  | 794,361   | 2,277,041   | 785,459   | 2,714,458   |
| 731,925   | 1,213,774   | 30,661  | 1,131,848   | 3,255,273   | 442,648   | 2,960,945   |
| 306,348   | 1,044,101   | 16,481  | 1,123,305   | 3,233,960   | 437,446   | 2,977,042   |
| 226,179   | 865,691   | 25,567  | 1,334,916   | 3,063,757   | 374,719   | 3,306,983   |
| 499,454   | 724,265   | 32,661  | 1,438,490   | 4,119,317   | 575,720   | 3,315,515   |
| 27,971  | 110,831   | 589   | 65,137  | 220,703   | 56,548  | 305,574   |
| 119,046   | 66,547  | 4,362   | 115,521   | 392,753   | 49,846  | 326,047   |
| 24,082  | 91,449  | 3,936   | 131,949   | 318,146   | 62,955  | 311,852   |
| 968   | 51,135  | 1,410   | 209,165   | 936,162   | 78,174  | 382,249   |
| <b>629,428</b>  | <b>686,295</b>  | <b>36,494</b>   | <b>1,155,326</b>  | <b>3,033,807</b>  | <b>414,601</b>  | <b>2,604,022</b>  |
| 1,681   | 27,029  | 1,065   | 104,063   | 290,202   | 43,587  | 160,654   |
| 20,094  | 35,019  | 1,569   | 130,829   | 127,106   | 53,467  | 275,997   |
| 63,470  | 104,048   | 3,392   | 125,749   | 289,760   | 38,706  | 250,235   |
| 73,785  | 114,307   | 3,838   | 76,171  | 521,402   | 30,686  | 286,002   |
| 38,372  | 80,855  | 9,381   | 123,857   | 363,053   | 52,342  | 357,357   |
| 661   | 65,794  | 1,997   | 108,837   | 300,611   | 39,041  | 315,172   |
| 94,171  | 109,737   | 4,806   | 188,681   | 551,839   | 32,287  | 292,171   |
| 225,744   | 76,427  | 9,499   | 147,494   | 307,047   | 52,310  | 257,242   |
| 111,450   | 73,079  | 947   | 149,645   | 282,787   | 72,175  | 409,192   |
| -50.63  | -4.38   | -90.03  | 1.46  | -7.90   | 37.98   | 59.07   |
| 298.45  | -34.06  | 60.78   | 129.74  | 28.13   | 27.63   | 33.91   |

Source : Construction and Planning Agency, MOI.

表80. 建築物開工統計—按月別及用途別分

| 年 (月) 別<br>Year (Month)          | 總計<br>Grand Total  |  | 住宿類(H類)<br>Residential |               |  |
|----------------------------------|--------------------|--|------------------------|---------------|--|
|                                  |                    |  | 住宅(H2)<br>Houses       |               |  |
|                                  | 總件數<br>Total Cases | 總樓地板面積<br>(平方公尺)<br>Total Floor Area (m <sup>2</sup> ) | 件數<br>Cases            | 宅數<br>Houses  | 總樓地板面積<br>(平方公尺)<br>Total Floor Area (m <sup>2</sup> ) |
| 九十八年 2009                        | 16,977             | 17,221,770   | 12,900                 | 46,891        | 9,484,850  |
| 九十九年 2010                        | 21,707             | 23,165,324   | 17,102                 | 62,216        | 11,941,450   |
| 一〇〇年 2011                        | 25,049             | 25,287,437   | 20,133                 | 71,954        | 14,356,121   |
| 一〇一年 2012                        | 24,512             | 26,889,766   | 19,755                 | 83,619        | 16,343,768   |
| 一〇二年 2013                        | 26,268             | 28,669,223   | 21,598                 | 95,519        | 18,301,145   |
| 一〇三年 2014                        | 24,491             | 31,332,428   | 19,724                 | 105,362       | 19,092,811   |
| 九月 Sept.                         | 2,080              | 2,335,518  | 1,682                  | 7,478         | 1,433,299  |
| 十月 Oct.                          | 2,305              | 2,310,070  | 1,851                  | 7,318         | 1,394,526  |
| 十一月 Nov.                         | 1,973              | 2,391,019  | 1,547                  | 8,469         | 1,354,416  |
| 十二月 Dec.                         | 2,111              | 2,815,156  | 1,675                  | 8,030         | 1,403,351  |
| <b>一〇四年 2015</b>                 | <b>14,980</b>      | <b>19,104,981</b>                                      | <b>11,983</b>          | <b>63,791</b> | <b>11,030,617</b>                                      |
| 一月 Jan.                          | 2,193              | 2,607,989  | 1,798                  | 7,810         | 1,310,287  |
| 二月 Feb.                          | 1,371              | 1,909,538  | 1,127                  | 7,692         | 1,313,016  |
| 三月 Mar.                          | 2,167              | 2,420,132  | 1,748                  | 7,462         | 1,274,131  |
| 四月 Apr.                          | 1,715              | 2,179,243  | 1,339                  | 7,378         | 1,260,113  |
| 五月 May                           | 1,539              | 1,678,111  | 1,240                  | 4,403         | 834,814  |
| 六月 June                          | 1,684              | 2,650,926  | 1,382                  | 8,877         | 1,506,464  |
| 七月 July                          | 1,584              | 1,934,467  | 1,286                  | 7,959         | 1,344,036  |
| 八月 Aug.                          | 1,292              | 2,022,085  | 991                    | 7,882         | 1,396,590  |
| 九月 Sept.                         | 1,435              | 1,702,490  | 1,072                  | 4,328         | 791,166  |
| 較上月增減(%)<br>VS. with Last Month  | 11.07              | -15.81   | 8.17                   | -45.09        | -43.35   |
| 較上年同月增減(%)<br>VS. with Last Year | -31.01             | -27.10   | -36.27                 | -42.12        | -44.80   |

資料來源：本部營建署。  
說明：用途別依「建築物使用類組及變更使用辦法」分類。

TABLE 80. CONSTRUCTION COMMENCEMENT  
- BY MONTH AND USE

| Lodging<br>宿舍安養(H1)<br>Dormitory, Care |  | 商業類(B類)<br>Commerce |  | 工業、倉儲類<br>(C類)<br>Industry, Storage |  |
|--|--|---------------------|--|-------------------------------------|--|
| 件數<br>Cases                            | 總樓地板面積<br>(平方公尺)<br>Total Floor Area (m <sup>2</sup> ) | 件數<br>Cases         | 總樓地板面積<br>(平方公尺)<br>Total Floor Area (m <sup>2</sup> ) | 件數<br>Cases                         | 總樓地板面積<br>(平方公尺)<br>Total Floor Area (m <sup>2</sup> ) |
| 52                                     | 122,182  | 101                 | 712,094  | 1,203                               | 2,576,029  |
| 59                                     | 159,775  | 130                 | 890,230  | 1,508                               | 4,561,164  |
| 53                                     | 151,945  | 143                 | 542,493  | 1,780                               | 4,458,717  |
| 53                                     | 125,379  | 127                 | 593,963  | 1,698                               | 4,713,560  |
| 58                                     | 194,003  | 133                 | 882,369  | 1,445                               | 4,346,056  |
| 42                                     | 165,043  | 159                 | 2,052,557  | 1,615                               | 4,658,980  |
| 2                                      | 2,432  | 16                  | 77,480   | 117                                 | 421,814  |
| 5                                      | 21,359   | 13                  | 49,229   | 164                                 | 345,367  |
| 5                                      | 31,138   | 11                  | 145,661  | 141                                 | 493,034  |
| 5                                      | 8,549  | 18                  | 161,965  | 123                                 | 568,227  |
| <b>30</b>                              | <b>97,077</b>  | <b>87</b>           | <b>687,133</b>   | <b>1,014</b>                        | <b>3,826,485</b>                                       |
| 7                                      | 9,830  | 10                  | 222,087  | 135                                 | 492,155  |
| 4                                      | 38,746   | 4                   | 70,489   | 86                                  | 214,907  |
| 5                                      | 1,680  | 13                  | 86,153   | 132                                 | 646,823  |
| 3                                      | 1,255  | 10                  | 29,697   | 110                                 | 348,482  |
| 2                                      | 14,746   | 7                   | 34,160   | 108                                 | 520,523  |
| 1                                      | 3,336  | 17                  | 145,457  | 117                                 | 686,089  |
| 2                                      | 3,864  | 7                   | 14,382   | 126                                 | 296,001  |
| 1                                      | 5,641  | 10                  | 45,398   | 98                                  | 254,614  |
| 5                                      | 17,979   | 9                   | 39,310   | 102                                 | 366,891  |
| 400.00                                 | 218.72   | -10.00              | -13.41   | 4.08                                | 44.10  |
| 150.00                                 | 639.27   | -43.75              | -49.26   | -12.82                              | -13.02   |

Source : Construction and Planning Agency, MOI.  
Note : The figures are classified according to Architecture Usage Classification and Change Usage regulation.



表80. 建築物開工統計—按月別及用途別分(續)

| 年 (月) 別<br>Year (Month)          | 辦公、服務類(G類)<br>Business, Service |   | 休閒、文教類(D類)<br>Leisure, Education |   | 衛生、福利、<br>更生類(F類)<br>Health, Welfare,<br>Regeneration |   |
|----------------------------------|---------------------------------|---|----------------------------------|---|---|---|
|                                  | 件數<br>Cases                     | 總樓地板<br>面積<br>(平方公尺)<br>Total Floor<br>Area (m <sup>2</sup> ) | 件數<br>Cases                      | 總樓地板<br>面積<br>(平方公尺)<br>Total Floor<br>Area (m <sup>2</sup> ) | 件數<br>Cases   | 總樓地板<br>面積<br>(平方公尺)<br>Total Floor<br>Area (m <sup>2</sup> ) |
| 九十八年 2009                        | 993                             | 1,513,791   | 451                              | 1,322,467   | 78  | 240,772   |
| 九十九年 2010                        | 989                             | 2,186,518   | 522                              | 1,580,349   | 96  | 237,445   |
| 一〇〇年 2011                        | 1,061                           | 1,610,190   | 474                              | 1,288,921   | 108   | 545,287   |
| 一〇一年 2012                        | 1,019                           | 1,348,113   | 344                              | 869,678   | 101   | 254,680   |
| 一〇二年 2013                        | 989                             | 1,339,710   | 312                              | 827,270   | 117   | 579,263   |
| 一〇三年 2014                        | 927                             | 1,871,631   | 286                              | 790,743   | 97  | 297,810   |
| 九月 Sept.                         | 77                              | 58,353  | 21                               | 104,949   | 4   | 17,637  |
| 十月 Oct.                          | 94                              | 229,116   | 24                               | 73,201  | 3   | 13,061  |
| 十一月 Nov.                         | 56                              | 126,254   | 11                               | 15,026  | 8   | 24,569  |
| 十二月 Dec.                         | 116                             | 410,230   | 28                               | 64,794  | 7   | 10,351  |
| <b>一〇四年 2015</b>                 | <b>567</b>                      | <b>1,122,972</b>  | <b>173</b>                       | <b>450,369</b>  | <b>58</b>   | <b>156,923</b>  |
| 一月 Jan.                          | 65                              | 181,784   | 19                               | 69,252  | 5   | 36,930  |
| 二月 Feb.                          | 37                              | 95,350  | 15                               | 21,375  | 7   | 9,063   |
| 三月 Mar.                          | 63                              | 147,345   | 20                               | 85,098  | 4   | 10,123  |
| 四月 Apr.                          | 86                              | 193,170   | 20                               | 59,364  | 6   | 14,075  |
| 五月 May                           | 60                              | 28,355  | 21                               | 55,300  | 10  | 19,355  |
| 六月 June                          | 56                              | 66,105  | 17                               | 23,958  | 3   | 11,473  |
| 七月 July                          | 52                              | 74,027  | 18                               | 69,141  | 7   | 12,430  |
| 八月 Aug.                          | 57                              | 83,863  | 26                               | 38,144  | 5   | 17,544  |
| 九月 Sept.                         | 91                              | 252,973   | 17                               | 28,737  | 11  | 25,930  |
| 較上月增減(%)<br>VS. with Last Month  | 59.65                           | 201.65  | -34.62                           | -24.66  | 120.00  | 47.80   |
| 較上年同月增減(%)<br>VS. with Last Year | 18.18                           | 333.52  | -19.05                           | -72.62  | 175.00  | 47.02   |

TABLE 80. CONSTRUCTION COMMENCEMENT  
- BY MONTH AND USE(CONT.)

| 其 他 類 Others          |   |                                 |   |                              |   |              |   |
|-----------------------|---|---------------------------------|---|------------------------------|---|--------------|---|
| 公共集會類(A類)<br>Assembly |   | 宗教、殯葬類(E類)<br>Religion, Funeral |   | 危險物品類(I類)<br>Hazard Contents |   | 其他<br>Others |   |
| 件數<br>Cases           | 總樓地板面積<br>(平方公尺)<br>Total Floor<br>Area (m <sup>2</sup> ) | 件數<br>Cases                     | 總樓地板面積<br>(平方公尺)<br>Total Floor<br>Area (m <sup>2</sup> ) | 件數<br>Cases                  | 總樓地板面積<br>(平方公尺)<br>Total Floor<br>Area (m <sup>2</sup> ) | 件數<br>Cases  | 總樓地板面積<br>(平方公尺)<br>Total Floor<br>Area (m <sup>2</sup> ) |
| 46                    | 100,434   | 149                             | 229,797   | 27                           | 10,132  | 977          | 909,222   |
| 28                    | 175,960   | 132                             | 170,038   | 28                           | 21,484  | 1,113        | 1,240,911   |
| 33                    | 154,366   | 121                             | 154,251   | 31                           | 17,997  | 1,112        | 2,007,149   |
| 19                    | 637,518   | 132                             | 133,457   | 31                           | 33,407  | 1,233        | 1,836,243   |
| 28                    | 23,095  | 144                             | 221,524   | 31                           | 28,509  | 1,413        | 1,926,279   |
| 29                    | 48,050  | 106                             | 136,620   | 30                           | 28,351  | 1,476        | 2,189,832   |
| 1                     | 403   | 11                              | 15,011  | 1                            | 944   | 148          | 203,196   |
| 3                     | 14,587  | 8                               | 8,409   | —                            | —   | 140          | 161,215   |
| 1                     | 12,294  | 6                               | 9,139   | 6                            | 6,083   | 181          | 173,405   |
| 2                     | 993   | 11                              | 14,000  | 3                            | 659   | 123          | 172,037   |
| <b>14</b>             | <b>104,573</b>  | <b>73</b>                       | <b>99,366</b>   | <b>23</b>                    | <b>9,707</b>  | <b>958</b>   | <b>1,519,759</b>  |
| 2                     | 42,234  | 9                               | 14,282  | 3                            | 879   | 140          | 228,269   |
| 1                     | 867   | 8                               | 2,724   | 3                            | 3,231   | 79           | 139,770   |
| 2                     | 1,546   | 11                              | 11,863  | 4                            | 788   | 165          | 154,582   |
| 1                     | 640   | 9                               | 5,653   | 2                            | 1,155   | 129          | 265,639   |
| 3                     | 53,620  | 4                               | 1,018   | 3                            | 1,575   | 81           | 114,645   |
| 2                     | 425   | 9                               | 11,253  | —                            | —   | 80           | 196,366   |
| 1                     | 4,368   | 7                               | 40,491  | 4                            | 1,262   | 74           | 74,465  |
| 1                     | 763   | 8                               | 5,073   | 1                            | 364   | 94           | 174,091   |
| 1                     | 110   | 8                               | 7,009   | 3                            | 453   | 116          | 171,932   |
| 0.00                  | -85.58  | 0.00                            | 38.16   | 200.00                       | 24.45   | 23.40        | -1.24   |
| 0.00                  | -72.70  | -27.27                          | -53.31  | 200.00                       | -52.01  | -21.62       | -15.39  |

表81. 建築物開工統計—按區域別及用途別分

| 區域別<br>Locality  | 總計<br>Grand Total  |  | 住宿類(H類)<br>Residential |              |  |
|--|--------------------|--|------------------------|--------------|--|
|  | 總件數<br>Total Cases | 總樓地板面積<br>(平方公尺)<br>Total Floor Area (m <sup>2</sup> ) | 住宅(H2)<br>Houses       |              |  |
|  |                    |  | 件數<br>Cases            | 宅數<br>Houses | 總樓地板面積<br>(平方公尺)<br>Total Floor Area (m <sup>2</sup> ) |
| 一〇四年九月<br>Sep., 2015                                       | 1,435              | 1,702,490  | 1,072                  | 4,328        | 791,166  |
| 新北市 New Taipei City  | 25                 | 107,761  | 12                     | 402          | 51,734   |
| 臺北市 Taipei City  | 15                 | 92,991   | 7                      | 175          | 29,994   |
| 桃園市 Taoyuan City   | 107                | 249,706  | 76                     | 423          | 97,476   |
| 臺中市 Taichung City  | 168                | 128,713  | 120                    | 341          | 76,743   |
| 臺南市 Tainan City  | 232                | 230,055  | 178                    | 536          | 130,606  |
| 高雄市 Kaohsiung City   | 141                | 221,227  | 80                     | 1,125        | 152,506  |
| 臺灣省 Taiwan Prov.   | 725                | 498,825  | 586                    | 1,251        | 237,569  |
| 宜蘭縣 Yilan C.   | 67                 | 45,627   | 61                     | 71           | 16,447   |
| 新竹縣 Hsinchu C.   | 43                 | 54,421   | 31                     | 189          | 31,337   |
| 苗栗縣 Miaoli C.  | 74                 | 72,461   | 67                     | 340          | 58,970   |
| 彰化縣 Changhua C.  | 116                | 103,120  | 81                     | 99           | 21,625   |
| 南投縣 Nantou C.  | 48                 | 10,777   | 45                     | 62           | 10,311   |
| 雲林縣 Yunlin C.  | 49                 | 29,115   | 38                     | 47           | 12,376   |
| 嘉義縣 Chiayi C.  | 77                 | 34,891   | 55                     | 72           | 13,448   |
| 屏東縣 Pingtung C.  | 64                 | 48,631   | 46                     | 47           | 10,557   |
| 臺東縣 Taitung C.   | 59                 | 26,021   | 51                     | 51           | 10,963   |
| 花蓮縣 Hualien C.   | 68                 | 33,214   | 63                     | 147          | 29,902   |
| 澎湖縣 Penghu C.  | 4                  | 1,570  | 3                      | 10           | 1,291  |
| 基隆市 Keelung City   | 3                  | 5,103  | 1                      | 26           | 2,396  |
| 新竹市 Hsinchu City   | 16                 | 18,026   | 10                     | 32           | 5,038  |
| 嘉義市 Chiayi City  | 37                 | 15,848   | 34                     | 58           | 12,908   |
| 福建省 Fuchien Prov.  | 14                 | 14,648   | 13                     | 75           | 14,538   |
| 金門縣 Kinmen C.  | 14                 | 14,648   | 13                     | 75           | 14,538   |
| 連江縣 Lienchiang C.  | —                  | —  | —                      | —            | —  |
| 國家公園管理處 N.P.Adm.   | —                  | —  | —                      | —            | —  |
| 其他內政部<br>指定特設主<br>管建築機關<br>Other<br>M.O.I.<br>Const. Orgs. | 8                  | 158,564  | —                      | —            | —  |

資料來源：本部營建署。

TABLE 81. CONSTRUCTION COMMENCEMENT  
- BY LOCALITY AND USE

| Lodging                     |  | 商業類(B類)<br>Commerce |  | 工業、倉儲類<br>(C類)<br>Industry, Storage |  |
|-----------------------------|--|---------------------|--|-------------------------------------|--|
| 宿舍安養(H1)<br>Dormitory, Care |  |                     |  |                                     |  |
| 件數<br>Cases                 | 總樓地板面積<br>(平方公尺)<br>Total Floor Area (m <sup>2</sup> ) | 件數<br>Cases         | 總樓地板面積<br>(平方公尺)<br>Total Floor Area (m <sup>2</sup> ) | 件數<br>Cases                         | 總樓地板面積<br>(平方公尺)<br>Total Floor Area (m <sup>2</sup> ) |
| 5                           | 17,979   | 9                   | 39,310   | 102                                 | 366,891  |
| —                           | —  | —                   | —  | 5                                   | 19,365   |
| —                           | —  | 2                   | 9,946  | 2                                   | 10   |
| —                           | —  | 1                   | 8,733  | 17                                  | 109,995  |
| —                           | —  | 4                   | 5,871  | 11                                  | 27,387   |
| —                           | —  | —                   | —  | 7                                   | 39,887   |
| —                           | —  | —                   | —  | 20                                  | 8,950  |
| 4                           | 17,290   | 2                   | 14,760   | 38                                  | 132,419  |
| 1                           | 13,265   | —                   | —  | 3                                   | 11,260   |
| —                           | —  | —                   | —  | 3                                   | 10,895   |
| —                           | —  | —                   | —  | 2                                   | 3,443  |
| —                           | —  | —                   | —  | 18                                  | 75,360   |
| —                           | —  | —                   | —  | 1                                   | 30   |
| 1                           | 3,589  | —                   | —  | 1                                   | 695  |
| —                           | —  | —                   | —  | 4                                   | 7,727  |
| —                           | —  | —                   | —  | 4                                   | 22,435   |
| —                           | —  | 1                   | 12,465   | 1                                   | 108  |
| 2                           | 436  | —                   | —  | —                                   | —  |
| —                           | —  | —                   | —  | —                                   | —  |
| —                           | —  | —                   | —  | —                                   | —  |
| —                           | —  | —                   | —  | —                                   | —  |
| —                           | —  | 1                   | 2,295  | —                                   | —  |
| —                           | —  | —                   | —  | —                                   | —  |
| —                           | —  | —                   | —  | —                                   | —  |
| —                           | —  | —                   | —  | —                                   | —  |
| —                           | —  | —                   | —  | —                                   | —  |
| 1                           | 689  | —                   | —  | 2                                   | 28,878   |

Source : Construction and Planning Agency, MOI.

表81. 建築物開工統計—按區域別及用途別分(續)

| 區域別<br>Locality  | 辦公、服務類(G類)<br>Business, Service |   | 休閒、文教類(D類)<br>Leisure, Education |   | 衛生、福利、<br>更生類(F類)<br>Health, Welfare,<br>Regeneration |   |
|--|---------------------------------|---|----------------------------------|---|---|---|
|  | 件數<br>Cases                     | 總樓地板面積<br>(平方公尺)<br>Total Floor<br>Area (m <sup>2</sup> ) | 件數<br>Cases                      | 總樓地板面積<br>(平方公尺)<br>Total Floor<br>Area (m <sup>2</sup> ) | 件數<br>Cases   | 總樓地板面積<br>(平方公尺)<br>Total Floor<br>Area (m <sup>2</sup> ) |
| 一〇四年九月<br>Sep., 2015                                       | 91                              | 252,973   | 17                               | 28,737  | 11  | 25,930  |
| 新北市 New Taipei City  | 1                               | 685   | 1                                | 13,635  | —   | —   |
| 臺北市 Taipei City  | 3                               | 52,389  | —                                | —   | —   | —   |
| 桃園市 Taoyuan City   | 5                               | 23,745  | 3                                | 2,620   | 1   | 3,668   |
| 臺中市 Taichung City  | 19                              | 7,753   | 3                                | 1,656   | 3   | 6,775   |
| 臺南市 Tainan City  | 10                              | 14,935  | 1                                | 1,869   | 2   | 2,863   |
| 高雄市 Kaohsiung City   | 27                              | 11,011  | 1                                | 267   | 1   | 5,130   |
| 臺灣省 Taiwan Prov.   | 23                              | 13,622  | 8                                | 8,690   | 4   | 7,494   |
| 宜蘭縣 Yilan C.   | 1                               | 4,261   | 1                                | 394   | —   | —   |
| 新竹縣 Hsinchu C.   | 2                               | 982   | 1                                | 253   | 1   | 5,946   |
| 苗栗縣 Miaoli C.  | 1                               | 236   | 1                                | 7,377   | —   | —   |
| 彰化縣 Changhua C.  | 9                               | 2,330   | 1                                | 100   | 2   | 1,446   |
| 南投縣 Nantou C.  | —                               | —   | —                                | —   | —   | —   |
| 雲林縣 Yunlin C.  | 2                               | 144   | 1                                | 256   | —   | —   |
| 嘉義縣 Chiayi C.  | 1                               | 135   | —                                | —   | 1   | 102   |
| 屏東縣 Pingtung C.  | 1                               | 259   | 1                                | 67  | —   | —   |
| 臺東縣 Taitung C.   | 2                               | 937   | 1                                | 52  | —   | —   |
| 花蓮縣 Hualien C.   | —                               | —   | —                                | —   | —   | —   |
| 澎湖縣 Penghu C.  | 1                               | 279   | —                                | —   | —   | —   |
| 基隆市 Keelung City   | 2                               | 2,707   | —                                | —   | —   | —   |
| 新竹市 Hsinchu City   | 1                               | 1,352   | —                                | —   | —   | —   |
| 嘉義市 Chiayi City  | —                               | —   | 1                                | 191   | —   | —   |
| 福建省 Fuchien Prov.  | —                               | —   | —                                | —   | —   | —   |
| 金門縣 Kinmen C.  | —                               | —   | —                                | —   | —   | —   |
| 連江縣 Lienchiang C.  | —                               | —   | —                                | —   | —   | —   |
| 國家公園管理處 N.P.Adm.   | —                               | —   | —                                | —   | —   | —   |
| 其他內政部<br>指定特設主<br>管建築機關<br>Other<br>M.O.I.<br>Const. Orgs. | 3                               | 128,833   | —                                | —   | —   | —   |

TABLE 81. CONSTRUCTION COMMENCEMENT  
- BY LOCALITY AND USE (CONT.)

| 公共集會類(A類)<br>Assembly |   | 宗教、殯葬類(E類)<br>Religion, Funeral |   | 危險物品類(I類)<br>Hazard Contents |   | 其他<br>Others |   |
|-----------------------|---|---------------------------------|---|------------------------------|---|--------------|---|
| 件數<br>Cases           | 總樓地板面積<br>(平方公尺)<br>Total Floor<br>Area (m <sup>2</sup> ) | 件數<br>Cases                     | 總樓地板面積<br>(平方公尺)<br>Total Floor<br>Area (m <sup>2</sup> ) | 件數<br>Cases                  | 總樓地板面積<br>(平方公尺)<br>Total Floor<br>Area (m <sup>2</sup> ) | 件數<br>Cases  | 總樓地板面積<br>(平方公尺)<br>Total Floor<br>Area (m <sup>2</sup> ) |
| 1                     | 110   | 8                               | 7,009   | 3                            | 453   | 116          | 171,932   |
| —                     | —   | —                               | —   | —                            | —   | 6            | 22,342  |
| —                     | —   | —                               | —   | —                            | —   | 1            | 652   |
| —                     | —   | 1                               | 438   | —                            | —   | 3            | 3,031   |
| —                     | —   | 1                               | 316   | —                            | —   | 7            | 2,212   |
| —                     | —   | 3                               | 3,259   | 1                            | 298   | 30           | 36,338  |
| —                     | —   | 3                               | 2,996   | 1                            | 49  | 8            | 40,318  |
| —                     | —   | —                               | —   | 1                            | 106   | 59           | 66,875  |
| —                     | —   | —                               | —   | —                            | —   | —            | —   |
| —                     | —   | —                               | —   | —                            | —   | 5            | 5,008   |
| —                     | —   | —                               | —   | —                            | —   | 3            | 2,435   |
| —                     | —   | —                               | —   | —                            | —   | 5            | 2,259   |
| —                     | —   | —                               | —   | 1                            | 106   | 1            | 330   |
| —                     | —   | —                               | —   | —                            | —   | 6            | 12,055  |
| —                     | —   | —                               | —   | —                            | —   | 16           | 13,479  |
| —                     | —   | —                               | —   | —                            | —   | 12           | 15,313  |
| —                     | —   | —                               | —   | —                            | —   | 3            | 1,496   |
| —                     | —   | —                               | —   | —                            | —   | 3            | 2,876   |
| —                     | —   | —                               | —   | —                            | —   | —            | —   |
| —                     | —   | —                               | —   | —                            | —   | —            | —   |
| —                     | —   | —                               | —   | —                            | —   | 4            | 11,170  |
| —                     | —   | —                               | —   | —                            | —   | 1            | 454   |
| 1                     | 110   | —                               | —   | —                            | —   | —            | —   |
| 1                     | 110   | —                               | —   | —                            | —   | —            | —   |
| —                     | —   | —                               | —   | —                            | —   | —            | —   |
| —                     | —   | —                               | —   | —                            | —   | —            | —   |
| —                     | —   | —                               | —   | —                            | —   | 2            | 164   |

表82. 建築物開工統計年累計—按區域別及用途別分

TABLE 82. CONSTRUCTION COMMENCEMENT OF THE YEAR - BY LOCALITY AND USE

| 區域別<br>Locality  | 總計<br>Grand Total  |  | 住宿類(H類)<br>Residential |              |  |
|--|--------------------|--|------------------------|--------------|--|
|  | 總件數<br>Total Cases | 總樓地板面積<br>(平方公尺)<br>Total Floor Area (m <sup>2</sup> ) | 住宅(H-2類)<br>Houses     |              |  |
|  |                    |  | 件數<br>Cases            | 宅數<br>Houses | 總樓地板面積<br>(平方公尺)<br>Total Floor Area (m <sup>2</sup> ) |
| 一〇四年一至九月<br>Jan. - Sep., 2015                              | 14,980             | 19,104,981   | 11,983                 | 63,791       | 11,030,617   |
| 新北市 New Taipei City  | 338                | 2,513,906  | 201                    | 11,052       | 1,516,413  |
| 臺北市 Taipei City  | 168                | 1,190,482  | 108                    | 4,491        | 621,142  |
| 桃園市 Taoyuan City   | 887                | 2,595,560  | 509                    | 8,136        | 1,321,514  |
| 臺中市 Taichung City  | 1,810              | 2,771,196  | 1,283                  | 9,505        | 1,850,547  |
| 臺南市 Tainan City  | 2,403              | 2,095,572  | 1,789                  | 6,128        | 1,280,206  |
| 高雄市 Kaohsiung City   | 1,872              | 2,545,787  | 1,426                  | 9,981        | 1,743,467  |
| 臺灣省 Taiwan Prov.   | 7,277              | 4,678,524  | 5,233                  | 12,535       | 2,592,548  |
| 宜蘭縣 Yilan C.   | 906                | 517,272  | 617                    | 1,295        | 302,480  |
| 新竹縣 Hsinchu C.   | 481                | 588,187  | 251                    | 1,334        | 297,835  |
| 苗栗縣 Miaoli C.  | 800                | 623,707  | 616                    | 2,566        | 437,498  |
| 彰化縣 Changhua C.  | 1,153              | 737,096  | 874                    | 1,352        | 314,164  |
| 南投縣 Nantou C.  | 295                | 118,170  | 244                    | 411          | 87,634   |
| 雲林縣 Yunlin C.  | 686                | 387,437  | 540                    | 734          | 141,820  |
| 嘉義縣 Chiayi C.  | 771                | 396,740  | 574                    | 721          | 143,672  |
| 屏東縣 Pingtung C.  | 668                | 310,306  | 430                    | 507          | 128,631  |
| 臺東縣 Taitung C.   | 411                | 141,536  | 277                    | 288          | 83,038   |
| 花蓮縣 Hualien C.   | 485                | 366,495  | 288                    | 1,214        | 255,186  |
| 澎湖縣 Penghu C.  | 133                | 37,543   | 119                    | 126          | 27,899   |
| 基隆市 Keelung City   | 35                 | 74,287   | 26                     | 475          | 69,489   |
| 新竹市 Hsinchu City   | 143                | 247,997  | 101                    | 1,056        | 198,721  |
| 嘉義市 Chiayi City  | 310                | 131,751  | 276                    | 456          | 104,481  |
| 福建省 Fuchien Prov.  | 126                | 90,537   | 122                    | 604          | 89,491   |
| 金門縣 Kinmen C.  | 126                | 90,537   | 122                    | 604          | 89,491   |
| 連江縣 Lienchiang C.  | —                  | —  | —                      | —            | —  |
| 國家公園管理處 N.P.Adms.  | 8                  | 2,032  | 2                      | 6            | 2,032  |
| 其他內政部<br>指定特設主<br>管建築機關<br>Other<br>M.O.I.<br>Const. Orgs. | 91                 | 621,385  | 48                     | 48           | 13,257   |

| Lodging                     |  | 商業類(B類)<br>Commerce |  | 工業、倉儲類<br>(C類)<br>Industry, Storage |  |
|-----------------------------|--|---------------------|--|-------------------------------------|--|
| 宿舍安養(H1)<br>Dormitory, Care |  |                     |  |                                     |  |
| 件數<br>Cases                 | 總樓地板面積<br>(平方公尺)<br>Total Floor Area (m <sup>2</sup> ) | 件數<br>Cases         | 總樓地板面積<br>(平方公尺)<br>Total Floor Area (m <sup>2</sup> ) | 件數<br>Cases                         | 總樓地板面積<br>(平方公尺)<br>Total Floor Area (m <sup>2</sup> ) |
| 30                          | 97,077   | 87                  | 687,133  | 1,014                               | 3,826,485  |
| —                           | —  | 7                   | 106,685  | 41                                  | 401,789  |
| —                           | —  | 8                   | 243,918  | 7                                   | 15,745   |
| 2                           | 31,063   | 4                   | 44,146   | 178                                 | 810,130  |
| 4                           | 28,813   | 17                  | 79,473   | 128                                 | 579,205  |
| 4                           | 2,665  | 10                  | 34,814   | 114                                 | 319,319  |
| —                           | —  | 3                   | 3,079  | 165                                 | 308,560  |
| 18                          | 33,552   | 38                  | 175,018  | 357                                 | 939,869  |
| 1                           | 13,265   | 8                   | 51,246   | 42                                  | 115,135  |
| 2                           | 314  | 1                   | 599  | 27                                  | 102,714  |
| 1                           | 5,641  | 1                   | 8,555  | 21                                  | 90,769   |
| —                           | —  | 5                   | 2,180  | 126                                 | 336,461  |
| 1                           | 134  | —                   | —  | 7                                   | 11,396   |
| 2                           | 6,138  | —                   | —  | 30                                  | 100,867  |
| 2                           | 1,082  | 1                   | 1,012  | 42                                  | 102,095  |
| 4                           | 5,913  | 2                   | 5,140  | 30                                  | 59,018   |
| 2                           | 605  | 5                   | 27,857   | 7                                   | 1,326  |
| 2                           | 436  | 9                   | 68,635   | 6                                   | 7,811  |
| —                           | —  | 2                   | 4,596  | 4                                   | 408  |
| 1                           | 24   | —                   | —  | 3                                   | 985  |
| —                           | —  | 1                   | 794  | 9                                   | 7,556  |
| —                           | —  | 3                   | 4,404  | 3                                   | 3,328  |
| —                           | —  | —                   | —  | —                                   | —  |
| —                           | —  | —                   | —  | —                                   | —  |
| —                           | —  | —                   | —  | —                                   | —  |
| —                           | —  | —                   | —  | —                                   | —  |
| 2                           | 984  | —                   | —  | 24                                  | 451,868  |

資料來源：本部營建署。

Source : Construction and Planning Agency, MOI.

表82. 建築物開工統計年累計—按區域別及用途別分(續)

| 區域別<br>Locality               |                                 | 辦公、服務類(G類)<br>Business, Service |   | 休閒、文教類(D類)<br>Leisure, Education |   | 衛生、福利、<br>更生類(F類)<br>Health, Welfare,<br>Regeneration |   |
|-------------------------------|---------------------------------|---------------------------------|---|----------------------------------|---|---|---|
|                               |                                 | 件數<br>Cases                     | 總樓地板面積<br>(平方公尺)<br>Total Floor<br>Area (m <sup>2</sup> ) | 件數<br>Cases                      | 總樓地板面積<br>(平方公尺)<br>Total Floor<br>Area (m <sup>2</sup> ) | 件數<br>Cases   | 總樓地板面積<br>(平方公尺)<br>Total Floor<br>Area (m <sup>2</sup> ) |
| 一〇四年一至九月<br>Jan. - Sep., 2015 |                                 | 567                             | 1,122,972   | 173                              | 450,369   | 58  | 156,923   |
| 新北市                           | New Taipei City                 | 25                              | 270,977   | 11                               | 66,560  | 1   | 1,120   |
| 臺北市                           | Taipei City                     | 13                              | 153,202   | 14                               | 56,591  | 2   | 104   |
| 桃園市                           | Taoyuan City                    | 35                              | 166,993   | 24                               | 51,106  | 6   | 11,174  |
| 臺中市                           | Taichung City                   | 148                             | 72,961  | 23                               | 63,417  | 5   | 14,143  |
| 臺南市                           | Tainan City                     | 86                              | 40,778  | 12                               | 46,477  | 10  | 17,826  |
| 高雄市                           | Kaohsiung City                  | 97                              | 62,857  | 26                               | 38,201  | 12  | 59,674  |
| 臺灣省                           | Taiwan Prov.                    | 154                             | 224,944   | 62                               | 119,167   | 22  | 52,882  |
| 宜蘭縣                           | Yilan C.                        | 11                              | 18,951  | 6                                | 2,492   | 1   | 128   |
| 新竹縣                           | Hsinchu C.                      | 17                              | 124,334   | 5                                | 28,935  | 4   | 10,644  |
| 苗栗縣                           | Miaoli C.                       | 9                               | 6,128   | 6                                | 23,350  | 1   | 6,087   |
| 彰化縣                           | Changhua C.                     | 24                              | 10,906  | 10                               | 13,581  | 5   | 10,982  |
| 南投縣                           | Nantou C.                       | 6                               | 2,375   | 1                                | 199   | 4   | 14,309  |
| 雲林縣                           | Yunlin C.                       | 20                              | 6,356   | 8                                | 17,281  | —   | —   |
| 嘉義縣                           | Chiayi C.                       | 12                              | 10,676  | 2                                | 156   | 1   | 102   |
| 屏東縣                           | Pingtung C.                     | 10                              | 4,602   | 6                                | 2,173   | 1   | 3,488   |
| 臺東縣                           | Taitung C.                      | 6                               | 3,787   | 5                                | 4,894   | 4   | 3,372   |
| 花蓮縣                           | Hualien C.                      | 10                              | 3,352   | 7                                | 13,969  | —   | —   |
| 澎湖縣                           | Penghu C.                       | 6                               | 1,569   | —                                | —   | —   | —   |
| 基隆市                           | Keelung City                    | 2                               | 2,707   | —                                | —   | —   | —   |
| 新竹市                           | Hsinchu City                    | 12                              | 17,199  | 4                                | 11,556  | —   | —   |
| 嘉義市                           | Chiayi City                     | 9                               | 12,002  | 2                                | 581   | 1   | 3,770   |
| 福建省                           | Fuchien Prov.                   | 2                               | 907   | —                                | —   | —   | —   |
| 金門縣                           | Kinmen C.                       | 2                               | 907   | —                                | —   | —   | —   |
| 連江縣                           | Lienchiang C.                   | —                               | —   | —                                | —   | —   | —   |
| 國家公園管理處                       | N.P.Adm.                        | —                               | —   | —                                | —   | —   | —   |
| 其他內政部<br>指定特設主<br>管建築機關       | Other<br>M.O.I.<br>Const. Orgs. | 7                               | 129,353   | 1                                | 8,850   | —   | —   |

TABLE 82. CONSTRUCTION COMMENCEMENT OF THE YEAR  
- BY LOCALITY AND USE (CONT.)

| 公共集會類(A類)<br>Assembly |         | 宗教、殯葬類(E類)<br>Religion, Funeral |   | 危險物品類(I類)<br>Hazard Contents |   | 其他<br>Others |   |
|-----------------------|---------|---------------------------------|---|------------------------------|---|--------------|---|
|                       |         | 件數<br>Cases                     | 總樓地板面積<br>(平方公尺)<br>Total Floor<br>Area (m <sup>2</sup> ) | 件數<br>Cases                  | 總樓地板面積<br>(平方公尺)<br>Total Floor<br>Area (m <sup>2</sup> ) | 件數<br>Cases  | 總樓地板面積<br>(平方公尺)<br>Total Floor<br>Area (m <sup>2</sup> ) |
| 14                    | 104,573 | 73                              | 99,366  | 23                           | 9,707   | 958          | 1,519,759   |
| —                     | —       | 5                               | 20,593  | 1                            | 456   | 36           | 129,313   |
| 2                     | 92,221  | —                               | —   | —                            | —   | 14           | 7,559   |
| 2                     | 5,235   | 6                               | 7,927   | 2                            | 3,550   | 22           | 142,722   |
| —                     | —       | 4                               | 3,605   | —                            | —   | 66           | 79,032  |
| 3                     | 1,737   | 10                              | 8,233   | 4                            | 2,078   | 284          | 341,439   |
| —                     | —       | 10                              | 11,875  | 5                            | 688   | 86           | 317,386   |
| 6                     | 5,270   | 37                              | 47,104  | 10                           | 2,736   | 442          | 485,434   |
| 1                     | 231     | 5                               | 6,220   | 1                            | 214   | 14           | 6,910   |
| —                     | —       | 2                               | 1,776   | —                            | —   | 42           | 21,036  |
| —                     | —       | 1                               | 119   | —                            | —   | 27           | 45,560  |
| —                     | —       | 7                               | 4,113   | 4                            | 1,765   | 31           | 42,944  |
| —                     | —       | 1                               | 500   | 1                            | 106   | 10           | 1,517   |
| 1                     | 234     | 4                               | 3,623   | 1                            | 70  | 65           | 111,048   |
| —                     | —       | 3                               | 26,427  | 1                            | 127   | 90           | 111,391   |
| 1                     | 1,432   | 9                               | 2,247   | —                            | —   | 101          | 97,662  |
| —                     | —       | 2                               | 252   | —                            | —   | 25           | 16,405  |
| 2                     | 1,403   | —                               | —   | 2                            | 454   | 13           | 15,249  |
| 1                     | 1,970   | 1                               | 1,101   | —                            | —   | —            | —   |
| —                     | —       | 1                               | 257   | —                            | —   | 2            | 825   |
| —                     | —       | —                               | —   | —                            | —   | 12           | 12,171  |
| —                     | —       | 1                               | 469   | —                            | —   | 10           | 2,716   |
| 1                     | 110     | 1                               | 29  | —                            | —   | —            | —   |
| 1                     | 110     | 1                               | 29  | —                            | —   | —            | —   |
| —                     | —       | —                               | —   | —                            | —   | —            | —   |
| —                     | —       | —                               | —   | —                            | —   | —            | —   |
| —                     | —       | —                               | —   | —                            | —   | —            | —   |
| —                     | —       | —                               | —   | 1                            | 199   | 8            | 16,874  |

表83. 建築物開工統計—按月別及構造別分

| 年 (月) 別<br>Year (Month)          | 總 計<br>Grand Total                                     |   | 鋼骨鋼筋混凝土構造<br>Steel Frame &<br>Reinforced Concrete      |   | 混凝土構造<br>(含鋼筋混凝土構造)<br>Reinforced Concrete             |   |
|----------------------------------|--|---|--|---|--|---|
|                                  | 總樓地板面積<br>(平方公尺)<br>Total Floor Area (m <sup>2</sup> ) | 工程造價<br>(千元)<br>Construction Cost (NT\$1,000) | 總樓地板面積<br>(平方公尺)<br>Total Floor Area (m <sup>2</sup> ) | 工程造價<br>(千元)<br>Construction Cost (NT\$1,000) | 總樓地板面積<br>(平方公尺)<br>Total Floor Area (m <sup>2</sup> ) | 工程造價<br>(千元)<br>Construction Cost (NT\$1,000) |
| 九十八年 2009                        | 17,221,770   | 149,546,974                                   | 1,111,899  | 19,555,727                                    | 13,864,231   | 113,551,083                                   |
| 九十九年 2010                        | 23,165,324   | 183,405,431                                   | 1,822,631  | 15,283,128                                    | 17,382,036   | 135,146,285                                   |
| 一〇〇年 2011                        | 25,287,437   | 206,948,600                                   | 1,919,819  | 18,089,972                                    | 19,307,408   | 159,692,738                                   |
| 一〇一年 2012                        | 26,889,766   | 230,618,905                                   | 2,648,378  | 24,953,585                                    | 20,178,365   | 171,895,014                                   |
| 一〇二年 2013                        | 28,669,223   | 247,621,382                                   | 1,913,707  | 18,069,784                                    | 22,437,452   | 197,316,979                                   |
| 一〇三年 2014                        | 31,332,428   | 287,810,308                                   | 1,656,074  | 16,653,633                                    | 24,478,683   | 227,451,117                                   |
| 九 月 Sept.                        | 2,335,518  | 19,763,128                                    | 138,015  | 1,035,122                                     | 1,801,794  | 15,352,037                                    |
| 十 月 Oct.                         | 2,310,070  | 20,737,981                                    | 114,795  | 803,612                                       | 1,910,348  | 18,124,080                                    |
| 十一月 Nov.                         | 2,391,019  | 21,308,629                                    | 114,636  | 1,243,924                                     | 1,891,000  | 17,138,475                                    |
| 十二月 Dec.                         | 2,815,156  | 23,941,317                                    | 134,503  | 993,473                                       | 2,131,346  | 18,021,902                                    |
| 一〇四年 2015                        | 19,104,981   | 164,591,292                                   | 1,667,397  | 13,554,778                                    | 14,736,884   | 128,775,210                                   |
| 一 月 Jan.                         | 2,607,989  | 24,535,066                                    | 182,621  | 2,026,426                                     | 1,844,287  | 15,844,552                                    |
| 二 月 Feb.                         | 1,909,538  | 17,157,808                                    | 96,151   | 714,610                                       | 1,592,207  | 15,286,022                                    |
| 三 月 Mar.                         | 2,420,132  | 21,398,617                                    | 152,894  | 1,657,773                                     | 1,878,977  | 15,548,073                                    |
| 四 月 Apr.                         | 2,179,243  | 17,967,395                                    | 64,559   | 363,409                                       | 1,870,903  | 16,250,620                                    |
| 五 月 May                          | 1,678,111  | 13,313,852                                    | 205,716  | 1,610,113                                     | 1,237,839  | 10,300,443                                    |
| 六 月 June                         | 2,650,926  | 23,340,991                                    | 394,045  | 2,794,971                                     | 1,971,754  | 18,464,152                                    |
| 七 月 July                         | 1,934,467  | 16,757,478                                    | 77,605   | 666,723                                       | 1,582,390  | 14,050,688                                    |
| 八 月 Aug.                         | 2,022,085  | 17,128,920                                    | 260,182  | 2,341,600                                     | 1,562,785  | 13,519,063                                    |
| 九 月 Sept.                        | 1,702,490  | 12,991,165                                    | 233,624  | 1,379,153                                     | 1,195,742  | 9,511,597                                     |
| 較上月增減(%)<br>VS. with Last Month  | -15.81   | -24.16  | -10.21   | -41.10  | -23.49   | -29.64  |
| 較上年同月增減(%)<br>VS. with Last Year | -27.10   | -34.27  | 69.27  | 33.24   | -33.64   | -38.04  |

資料來源：本部營建署。

TABLE 83. CONSTRUCTION COMMENCEMENT  
- BY MONTH AND MATERIAL

| 鋼構造(94年以前為<br>鋼架構造) Steel                              |   | 磚構造<br>Brick   |   | 木構造<br>Wooden  |   | 其 他<br>Others  |   |
|--|---|--|---|--|---|--|---|
| 總樓地板面積<br>(平方公尺)<br>Total Floor Area (m <sup>2</sup> ) | 工程造價<br>(千元)<br>Construction Cost (NT\$1,000) | 總樓地板面積<br>(平方公尺)<br>Total Floor Area (m <sup>2</sup> ) | 工程造價<br>(千元)<br>Construction Cost (NT\$1,000) | 總樓地板面積<br>(平方公尺)<br>Total Floor Area (m <sup>2</sup> ) | 工程造價<br>(千元)<br>Construction Cost (NT\$1,000) | 總樓地板面積<br>(平方公尺)<br>Total Floor Area (m <sup>2</sup> ) | 工程造價<br>(千元)<br>Construction Cost (NT\$1,000) |
| 2,098,642  | 15,105,645                                    | 104,101  | 1,170,474                                     | 26,928   | 88,368  | 15,969   | 75,677  |
| 3,812,184  | 32,418,636                                    | 99,907   | 377,728                                       | 32,218   | 99,415  | 16,348   | 80,239  |
| 3,349,484  | 25,169,718                                    | 101,439  | 336,998                                       | 23,016   | 64,814  | 586,271  | 3,594,360                                     |
| 3,905,507  | 33,229,955                                    | 104,621  | 340,776                                       | 24,834   | 72,888  | 28,061   | 126,687                                       |
| 4,147,881  | 31,643,916                                    | 112,155  | 355,467                                       | 37,981   | 129,140                                       | 20,047   | 106,096                                       |
| 5,042,623  | 43,103,966                                    | 91,657   | 300,031                                       | 23,911   | 74,221  | 39,480   | 227,340                                       |
| 388,942  | 3,349,989                                     | 4,180  | 12,838  | 716  | 2,039   | 1,871  | 11,103  |
| 270,757  | 1,755,114                                     | 5,733  | 20,925  | 3,476  | 12,968  | 4,961  | 21,282  |
| 377,750  | 2,900,895                                     | 3,773  | 13,475  | 2,348  | 6,568   | 1,512  | 5,292   |
| 536,908  | 4,888,061                                     | 10,453   | 30,725  | 755  | 2,160   | 1,191  | 4,996   |
| 2,599,510  | 21,829,318                                    | 43,849   | 164,835                                       | 13,200   | 42,888  | 44,141   | 224,263                                       |
| 576,796  | 6,647,525                                     | 3,420  | 12,773  | 191  | 534   | 674  | 3,256   |
| 207,409  | 1,106,994                                     | 9,965  | 36,777  | 3,431  | 11,467  | 375  | 1,938   |
| 379,996  | 4,160,137                                     | 7,156  | 29,385  | 175  | 490   | 934  | 2,759   |
| 235,664  | 1,326,336                                     | 5,482  | 16,757  | 2,553  | 10,102  | 82   | 171   |
| 228,334  | 1,381,567                                     | 1,538  | 6,478   | 3,940  | 11,468  | 744  | 3,783   |
| 277,287  | 2,048,996                                     | 1,606  | 6,651   | 494  | 1,383   | 5,740  | 24,838  |
| 237,101  | 1,850,183                                     | 2,385  | 8,000   | 1,266  | 3,952   | 33,720   | 177,932                                       |
| 192,775  | 1,248,832                                     | 5,580  | 16,955  | 708  | 2,255   | 55   | 215   |
| 264,148  | 2,058,748                                     | 6,717  | 31,059  | 442  | 1,237   | 1,817  | 9,371   |
| 37.02  | 64.85   | 20.38  | 83.18   | -37.57   | -45.14  | 3,203.64   | 4,258.60                                      |
| -32.09   | -38.54  | 60.69  | 141.93  | -38.27   | -39.33  | -2.89  | -15.60  |

Source : Construction and Planning Agency, MOI.

表84. 建築物開工統計—按區域別及構造別分

| 區域別<br>Locality  | 總計<br>Grand Total                                      |   | 鋼骨鋼筋混凝土構造<br>Steel Frame & Reinforced Concrete         |   | 混凝土構造<br>(含鋼筋混凝土構造)<br>Reinforced Concrete             |   |
|--|--|---|--|---|--|---|
|  | 總樓地板面積<br>(平方公尺)<br>Total Floor Area (m <sup>2</sup> ) | 工程造價<br>(千元)<br>Construction Cost (NT\$1,000) | 總樓地板面積<br>(平方公尺)<br>Total Floor Area (m <sup>2</sup> ) | 工程造價<br>(千元)<br>Construction Cost (NT\$1,000) | 總樓地板面積<br>(平方公尺)<br>Total Floor Area (m <sup>2</sup> ) | 工程造價<br>(千元)<br>Construction Cost (NT\$1,000) |
| 一〇四年九月<br>Sep., 2015                                       | 1,702,490  | 12,991,165                                    | 233,624  | 1,379,153                                     | 1,195,742  | 9,511,597                                     |
| 新北市 New Taipei City  | 107,761  | 1,327,527                                     | —  | —   | 91,565   | 1,096,995                                     |
| 臺北市 Taipei City  | 92,991   | 1,452,729                                     | 14,402   | 243,296                                       | 40,162   | 466,973                                       |
| 桃園市 Taoyuan City   | 249,706  | 2,164,007                                     | —  | —   | 219,890  | 1,965,612                                     |
| 臺中市 Taichung City  | 128,713  | 975,690                                       | —  | —   | 86,973   | 718,609                                       |
| 臺南市 Tainan City  | 230,055  | 1,694,218                                     | 1,920  | 10,177  | 195,337  | 1,541,961                                     |
| 高雄市 Kaohsiung City   | 221,227  | 1,796,717                                     | 1,087  | 6,312   | 202,229  | 1,685,642                                     |
| 臺灣省 Taiwan Prov.   | 498,825  | 2,827,589                                     | 88,002   | 480,040                                       | 316,159  | 1,935,007                                     |
| 宜蘭縣 Yilan C.   | 45,627   | 279,561                                       | —  | —   | 44,948   | 275,706                                       |
| 新竹縣 Hsinchu C.   | 54,421   | 328,863                                       | 486  | 2,428   | 40,783   | 261,077                                       |
| 苗栗縣 Miaoli C.  | 72,461   | 471,870                                       | 375  | 1,875   | 64,440   | 435,802                                       |
| 彰化縣 Changhua C.  | 103,120  | 572,115                                       | 73,084   | 402,077                                       | 29,100   | 164,893                                       |
| 南投縣 Nantou C.  | 10,777   | 57,879  | 115  | 577   | 9,849  | 52,980  |
| 雲林縣 Yunlin C.  | 29,115   | 118,806                                       | 543  | 2,852   | 15,910   | 83,891  |
| 嘉義縣 Chiayi C.  | 34,891   | 181,271                                       | 8,617  | 46,188  | 11,570   | 64,264  |
| 屏東縣 Pingtung C.  | 48,631   | 214,547                                       | 3,339  | 16,696  | 9,201  | 46,641  |
| 臺東縣 Taitung C.   | 26,021   | 156,061                                       | 239  | 1,234   | 23,231   | 136,138                                       |
| 花蓮縣 Hualien C.   | 33,214   | 204,489                                       | 750  | 3,750   | 29,944   | 188,989                                       |
| 澎湖縣 Penghu C.  | 1,570  | 7,850   | —  | —   | 1,570  | 7,850   |
| 基隆市 Keelung City   | 5,103  | 40,274  | —  | —   | 5,103  | 40,274  |
| 新竹市 Hsinchu City   | 18,026   | 103,976                                       | —  | —   | 15,307   | 89,834  |
| 嘉義市 Chiayi City  | 15,848   | 90,027  | 454  | 2,363   | 15,203   | 86,668  |
| 福建省 Fuchien Prov.  | 14,648   | 58,999  | —  | —   | 14,648   | 58,999  |
| 金門縣 Kinmen C.  | 14,648   | 58,999  | —  | —   | 14,648   | 58,999  |
| 連江縣 Lienchiang C.  | —  | —   | —  | —   | —  | —   |
| 國家公園管理處 N.P.Adm.   | —  | —   | —  | —   | —  | —   |
| 其他內政部<br>指定特設主<br>管建築機關<br>Other<br>M.O.I.<br>Const. Orgs. | 158,564  | 693,689                                       | 128,213  | 639,328                                       | 28,779   | 41,799  |

資料來源：本部營建署。

TABLE 84. CONSTRUCTION COMMENCEMENT  
- BY LOCALITY AND MATERIAL

| 鋼構造<br>Steel   |   | 磚構造<br>Brick   |   | 木構造<br>Wooden  |   | 其他<br>Others   |   |
|--|---|--|---|--|---|--|---|
| 總樓地板面積<br>(平方公尺)<br>Total Floor Area (m <sup>2</sup> ) | 工程造價<br>(千元)<br>Construction Cost (NT\$1,000) | 總樓地板面積<br>(平方公尺)<br>Total Floor Area (m <sup>2</sup> ) | 工程造價<br>(千元)<br>Construction Cost (NT\$1,000) | 總樓地板面積<br>(平方公尺)<br>Total Floor Area (m <sup>2</sup> ) | 工程造價<br>(千元)<br>Construction Cost (NT\$1,000) | 總樓地板面積<br>(平方公尺)<br>Total Floor Area (m <sup>2</sup> ) | 工程造價<br>(千元)<br>Construction Cost (NT\$1,000) |
| 264,148  | 2,058,748                                     | 6,717  | 31,059  | 442  | 1,237   | 1,817  | 9,371   |
| 16,196   | 230,532                                       | —  | —   | —  | —   | —  | —   |
| 38,427   | 742,460                                       | —  | —   | —  | —   | —  | —   |
| 28,622   | 192,567                                       | 1,194  | 5,828   | —  | —   | —  | —   |
| 41,548   | 255,891                                       | —  | —   | —  | —   | 192  | 1,190   |
| 31,337   | 136,641                                       | 1,461  | 5,439   | —  | —   | —  | —   |
| 17,911   | 104,763                                       | —  | —   | —  | —   | —  | —   |
| 90,042   | 395,549                                       | 2,707  | 8,398   | 442  | 1,237   | 1,473  | 7,358   |
| 679  | 3,855   | —  | —   | —  | —   | —  | —   |
| 12,568   | 62,844  | —  | —   | 184  | 514   | 400  | 2,000   |
| 7,337  | 33,272  | 51   | 198   | 258  | 723   | —  | —   |
| 864  | 4,752   | 72   | 393   | —  | —   | —  | —   |
| 813  | 4,322   | —  | —   | —  | —   | —  | —   |
| 12,662   | 32,063  | —  | —   | —  | —   | —  | —   |
| 12,416   | 64,222  | 2,116  | 5,926   | —  | —   | 172  | 671   |
| 35,762   | 149,928                                       | 329  | 1,282   | —  | —   | —  | —   |
| 2,412  | 18,090  | 139  | 599   | —  | —   | —  | —   |
| 2,520  | 11,750  | —  | —   | —  | —   | —  | —   |
| —  | —   | —  | —   | —  | —   | —  | —   |
| —  | —   | —  | —   | —  | —   | —  | —   |
| 1,818  | 9,455   | —  | —   | —  | —   | 901  | 4,687   |
| 191  | 996   | —  | —   | —  | —   | —  | —   |
| —  | —   | —  | —   | —  | —   | —  | —   |
| —  | —   | —  | —   | —  | —   | —  | —   |
| —  | —   | —  | —   | —  | —   | —  | —   |
| 65   | 345   | 1,355  | 11,394  | —  | —   | 152  | 823   |

Source : Construction and Planning Agency, MOI.

表85. 國家(自然)公園遊憩據點遊客人次及車輛次

TABLE 85. VISITORS AND VEHICLES OF SPOTS IN NATIONAL (NATURE) PARKS

| 年 (月) 別<br>Year (Month)          | 遊憩據點數(處)<br>No. of Spots | 遊客人次<br>Person-Times of<br>Visitors | 合計<br>Total      |
|----------------------------------|--------------------------|-------------------------------------|------------------|
|                                  |                          |                                     |                  |
| 九十五年 2006                        | 40                       | 18,203,069                          | 2,105,581        |
| 九十六年 2007                        | 40                       | 15,817,833                          | 1,737,023        |
| 九十七年 2008                        | 41                       | 16,528,471                          | 1,832,539        |
| 九十八年 2009                        | 42                       | 18,239,377                          | 1,855,355        |
| 九十九年 2010                        | 44                       | 16,658,391                          | 1,659,722        |
| 一〇〇年 2011                        | 44                       | 17,304,798                          | 1,846,789        |
| 一〇一年 2012                        | 44                       | 19,434,925                          | 1,962,802        |
| 一〇二年 2013                        | 45                       | 24,489,884                          | 2,413,872        |
| 一〇三年 2014                        | 48                       | 27,648,549                          | 2,826,711        |
| 九月 Sept.                         | 48                       | 1,919,862                           | 236,321          |
| 十月 Oct.                          | 48                       | 2,510,759                           | 278,598          |
| 十一月 Nov.                         | 48                       | 2,158,388                           | 236,055          |
| 十二月 Dec.                         | 48                       | 2,079,645                           | 187,279          |
| <b>一〇四年 2015</b>                 | <b>51</b>                | <b>21,922,573</b>                   | <b>2,147,469</b> |
| 一月 Jan.                          | 51                       | 2,039,422                           | 216,656          |
| 二月 Feb.                          | 50                       | 3,272,798                           | 246,155          |
| 三月 Mar.                          | 50                       | 2,574,446                           | 221,593          |
| 四月 Apr.                          | 51                       | 2,465,606                           | 236,498          |
| 五月 May                           | 51                       | 2,351,175                           | 216,120          |
| 六月 June                          | 51                       | 2,232,620                           | 237,675          |
| 七月 July                          | 51                       | 2,745,664                           | 330,401          |
| 八月 Aug.                          | 51                       | 2,337,148                           | 245,582          |
| 九月 Sept.                         | 51                       | 1,903,694                           | 196,789          |
| 較上月增減(%)<br>VS. with Last Month  | 0.00                     | -18.55                              | -19.87           |
| 較上年同月增減(%)<br>VS. with Last Year | 6.25                     | -0.84                               | -16.73           |

| 車 輛 次 Vehicle-Times |                |                  |                   |
|---------------------|----------------|------------------|-------------------|
| 大型車<br>Buses        | 中型車<br>Vans    | 小型車<br>Sedans    | 機車<br>Motorcycles |
| 125,817             | 173,485        | 1,415,049        | 391,230           |
| 112,421             | 191,301        | 1,145,053        | 288,248           |
| 117,048             | 213,989        | 1,204,628        | 296,874           |
| 143,254             | 218,128        | 1,193,335        | 300,638           |
| 208,782             | 141,495        | 1,033,832        | 275,613           |
| 204,389             | 143,911        | 1,191,780        | 306,709           |
| 246,307             | 151,562        | 1,224,857        | 340,076           |
| 223,904             | 199,868        | 1,472,263        | 517,837           |
| 263,762             | 163,116        | 1,754,845        | 644,988           |
| 18,419              | 11,929         | 148,176          | 57,797            |
| 25,300              | 14,606         | 176,098          | 62,594            |
| 22,992              | 13,238         | 145,363          | 54,462            |
| 23,630              | 23,621         | 98,748           | 41,280            |
| <b>195,873</b>      | <b>122,227</b> | <b>1,319,137</b> | <b>504,997</b>    |
| 18,482              | 12,169         | 137,537          | 48,468            |
| 20,021              | 15,541         | 155,340          | 55,253            |
| 18,521              | 13,140         | 134,047          | 55,885            |
| 22,790              | 13,815         | 143,143          | 56,750            |
| 28,353              | 13,294         | 122,195          | 52,278            |
| 20,871              | 13,598         | 145,122          | 58,084            |
| 25,017              | 15,034         | 218,471          | 71,879            |
| 22,777              | 13,137         | 152,327          | 57,341            |
| 19,041              | 12,499         | 110,955          | 49,059            |
| -16.40              | -4.86          | -27.16           | -14.44            |
| 3.38                | 4.78           | -25.12           | -15.12            |

資料來源：本部營建署。  
 說明：國家(自然)公園包括墾丁(民國71年公告)、玉山(74年)、陽明山(74年)、太魯閣(75年)、雪霸(81年)、金門(84年)、東沙環礁(96年)台江(98年)、壽山(100年)及澎湖南方四島(103年)等十處，其中東沙環礁暫不對外開放，但於高雄市設立海洋國家公園管理處負責其保育復育等經營管理工作，並兼辦遊客中心業務，提供民眾參觀導覽服務；壽山國家自然公園於100年12月開園，自102年納入統計；澎湖南方四島於103年10月18日開園，自104年納入統計。

Source : Construction and Planning Agency, MOI.  
 Note : National (Nature) Parks include Kenting(proclaimed in 1982) , Yushan(1985), Yangmingshan(1985), Taroko(1986), SheiPa(1992),Kinmen(1995), Dongsha Marine(2007), Taijiang(2009), Shoushan(2011) and South Penghu Marine(2014). Dongsha Marine is not open temporarily to the public, but the "Marine National Park Administration Office" has been founded in Kaohsiung City in Oct, 2007 to take charge of the ecological protection and rehabilitation as well as providing some environmental knowledge introduction with regard to marine ecotourism for the public. Shoushan National Nature Park was opened in December, 2011, and was incorporated into statistics starting from 2013. South Penghu Marine National Park was opened in Oct., 2014, and was incorporated into statistics starting from 2015.



## 名詞定義

|           |           |   |
|-----------|-----------|---|
| 人口成長(增加率) | (%)=      | 當年(月)人口增加數÷上年(月)底人口數×1,000              |
| 性比例       | (女=100)=  | 當年(月)底男性人口÷當年(月)底女性人口×100               |
| 戶量        | (人/戶)=    | 當年(月)底人口數÷當年(月)底戶數                      |
| 人口密度      | (人/平方公里)= | 當年(月)底人口數÷當年(月)底土地面積                    |
| 年(月)中人口數  | (人)=      | (當年(月)底人口數+上年(月)底人口數)÷2                 |
| 粗出生率      | (‰)=      | 當年(月)出生人數÷當年(月)中人口數×1,000               |
| 粗死亡率      | (‰)=      | 當年(月)死亡人數÷當年(月)中人口數×1,000               |
| 粗結婚率      | (‰)=      | 當年(月)結婚對數÷當年(月)中人口數×1,000               |
| 粗離婚率      | (‰)=      | 當年(月)離婚對數÷當年(月)中人口數×1,000               |
| 自然增加率     | (‰)=      | 粗出生率-粗死亡率                               |
| 社會增加率     | (‰)=      | (當年(月)遷入人口數-當年(月)遷出人口數)÷當年(月)中人口數×1,000 |
| 人口總增加率    | (‰)=      | 自然增加率+社會增加率                             |
| 平均每合作社股金  | (千元)=     | 當年(期)底合作社股金總額÷當年(期)底社(場)數               |
| 刑案發生率     | (件/十萬人)=  | 當年(月)刑案發生件數÷當年(月)中人口數×100,000           |
| 犯罪人口率     | (人/十萬人)=  | 當年(月)嫌疑犯人數÷當年(月)中人口數×100,000            |
| 刑案破獲率     | (%)=      | 當年(月)刑案破獲件數÷當年(月)刑案發生件數×100             |
| 車輛肇事率     | (件/萬輛)=   | 當年(月)車輛肇事總件數÷當年(月)中機動車輛數×10,000         |
| 消防安全檢查合格率 | (%)=      | 當年(月)消防安全設備合格件次÷當年(月)消防安全設備檢查件次×100     |